


Hearts & Hands Quilters Guild  
 Block of the Month – October 2023  
 Building Blocks




**Fabric Requirements:** white, orange and red

**Cutting instructions:**


- From white, cut 9 squares 2 ½" x 2 ½"
- From Orange, cut 8 squares 2 ½" x 2 ½"
- From Red, cut 8 squares 2 ½" x 2 ½"

**Sewing Instructions:**

Sew in rows following the diagram at the top of the page. *(Note: Row 1 and Row 5 are the same; Row 2 and Row 4 are the same)*  
 Press rows 1, 3 and 5 to the left.  
 Press rows 2 and 4 to the right.  
 All rows should measure 10 ½" in length.  
 Sew the rows together; press toward the bottom.



**This is a 10" finished block.  
 It should measure 10 ½" x 10 ½"**



RWB Option:  
 Substitute blue for orange