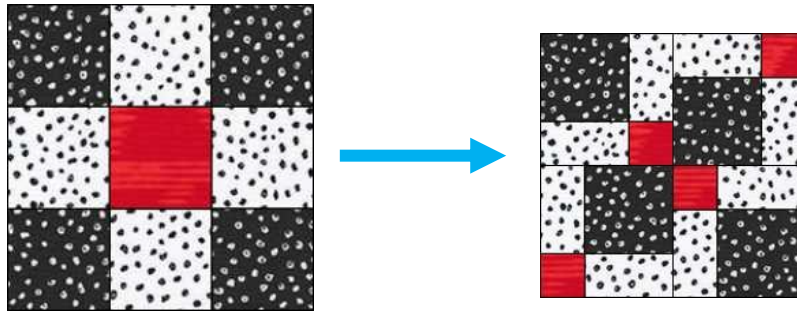


# Hearts and Hands BOM April 2025

## Disappearing Nine Patch



### Fabric Requirements:

Red, White on Black print and a Black on White print

### Cutting Directions:

From red – cut 1 square 5" x 5"

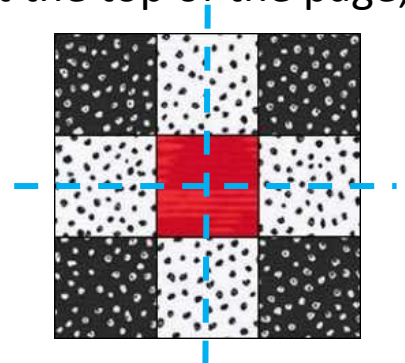
From white on black – cut 4 squares 5" x 5"

From black on white – cut 4 squares 5" x 5"


### Assembly Directions:

Make a Nine Patch following the diagram on the left at the top of the page;  
Press the seams open.


Cut the Nine Patch in half vertically and horizontally.



Rearrange the blocks you cut from the Nine Patch  
in the previous step to the arrangement shown in  
the diagram.



Press Row 1 to the left and Row 2 to the right.  
Sew the rows together and spin the center seam  
and press.



RWB Option:

Substitute blue for black and a  
light patriotic print for white

**This is a 13" block  
13 ½" unfinished**