


Hearts and Hands BOM May 2025

To the Nines



Fabric Requirements: Black and Tan

Cutting Directions:

From Black, cut 5 squares 3" x 3"

From Tan, cut 4 squares 3" x 3"

2 strips 2 3/4" x 8" and 2 strips 2 3/4" x 12 1/2"

Assembly Directions:

Sew a black square to tan square; make 3 and press to the black

Sew a black square to 2 of the units and a tan square to the remaining unit; press to the black.

Sew the 3 strips together to form the Nine Patch; press away from the center. This unit should measure 8" x 8".

Sew an 8" strip to the top and the bottom of the Nine Patch; press away from the Nine Patch.



Sew a 12 1/2" strip to each side of the block; press away from the center. The block should measure 12 1/2" x 12 1/2"



2



1



RWB Option:

Substitute blue for black; white for tan squares and red for tan strips

**This is a 12" Block
12 1/2" unfinished**