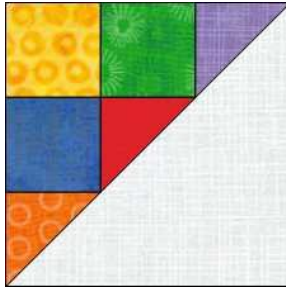


Hearts and Hands BOM May 2026

Split Nine Patch



Fabric Requirements:

White on White
Multi-colored Scraps

Cutting Directions:

From White, cut 1 square $12 \frac{7}{8}''$ x $12 \frac{7}{8}''$ and cut once on the diagonal

From scraps, cut 3 squares $4 \frac{1}{2}''$ x $4 \frac{1}{2}''$

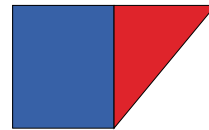
cut 3 squares $4 \frac{7}{8}''$ x $4 \frac{7}{8}''$ and cut once on the diagonal

Assembly Directions:

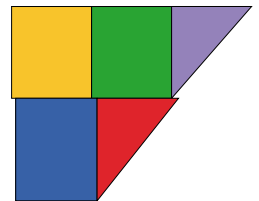
First row: Sew 2 of the $4 \frac{1}{2}''$ squares together and add the triangle from one of $4 \frac{7}{8}''$ squares to the right end. Press to the left




Second row: sew a $4 \frac{1}{2}''$ square to a $4 \frac{7}{8}''$ triangle; press to the triangle





Sew row 1 to Row 2; press to Row 1



Third Row: add $4 \frac{7}{8}''$ triangle to the assembled rows; press to the top



Sew the large white triangle to the assembled scrap triangle; press to the white triangle



RWB Option – Use red and blue scraps

**This is a 12'' finished block
(12 ½'' unfinished)**