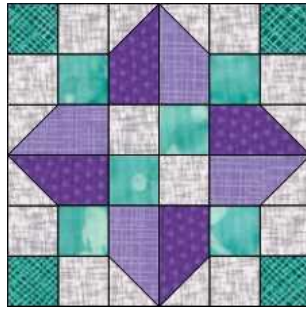


# Hearts and Hands BOM July 2025

## Rare Gems



**Fabric Requirements:** Light gray, Dark Purple, Medium Purple, Dark Teal and Medium Teal

## Cutting & Marking Directions:

From gray, cut 18 squares  $2\frac{1}{2}'' \times 2\frac{1}{2}''$ ; draw a diagonal line on the wrong side of 8 of these squares

From dark purple, cut 4 rectangles  $2\frac{1}{2}'' \times 4\frac{1}{2}''$

From light purple, cut 4 rectangles  $2\frac{1}{2}'' \times 4\frac{1}{2}''$

From dark teal, cut 4 squares  $2\frac{1}{2}'' \times 2\frac{1}{2}''$

From light teal, cut 6 squares  $2\frac{1}{2}'' \times 2\frac{1}{2}''$

## Assembly Directions:

### Four Patches:

Sew 4 dark teal squares to 4 gray squares, press to the dark teal

Sew 6 light teal squares to 6 gray squares, press to the light teal

Sew a dark teal and gray rectangle to a light teal and gray rectangle; spin the center seam; make 4

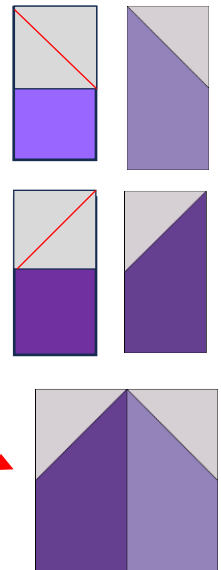
Sew a light teal and gray rectangle to a light teal and gray rectangle; spin the center seam; make 1

### Snowballed Units:

Place a gray square with a diagonal line right sides together on a light purple rectangle, angling the line to the right. Sew one thread to the outside of the drawn line. Trim to a  $\frac{1}{4}''$  seam. Press to the gray. The unit should measure  $2\frac{1}{2}'' \times 4\frac{1}{2}''$ . Make 4 units.

Place a gray square with a diagonal line right sides together on a dark purple rectangle, angling the line to the left. Sew one thread to the outside of the drawn line. Trim to a  $\frac{1}{4}''$  seam. Press to the dark purple. The unit should measure  $2\frac{1}{2}'' \times 4\frac{1}{2}''$ . Make 4 units.

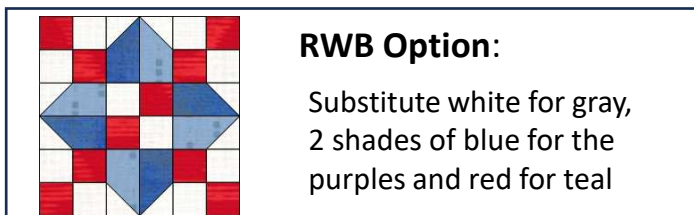
Sew a dark purple unit to a light purple unit. Press open. Make 4. Unit should measure  $4\frac{1}{2}'' \times 4\frac{1}{2}''$ .



### Block Assembly:

Sew into rows. Rows 1 and 3 should have 2 Four Patches and 1 Snowballed unit..

Row 2 has 2 Snowballed units and 1 Four Patch. See diagram at top of page for placement. Press to the Four Patch units. Sew the rows together and press away from the center.



### RWB Option:

Substitute white for gray,  
2 shades of blue for the  
purples and red for teal

**This is a 12'' Block  
 $12\frac{1}{2}''$  unfinished**