


Hand Signals



Stop

Do not move vehicle until advised to do so.




Slow

*Proceed slowly
Palm facing down,
gesturing downwards,
either one or both hands.*



Total Stop

Place vehicle in Park if safe to do so and engage parking brake.




Back Off

*Totally back off obstacle.
Hands and arms held up,
palms towards you,
gesturing to move back*




Move Slightly

Move slowly (gentle on the throttle) and in small increments.




Distance

*Distance left to move before reaching an obstacle or stopping.
Fingers will move together indicating distance left to travel. When they meet, you should stop.*



Locker

*Engage 4X4 (Low Gear).
Fists clenched and rotated against each other.*



Communicate

*Use agreed upon communications device
i.e., CB or Walkie-talkie*



Okay

Everything is OK.