

ALWC KIDZ QUEST

ELEMENTARY SMALL GROUP



DATE: February 2, 2025

THIS MONTH OUR KIDS
ARE LEARNING ABOUT:

UNIQUENESS: Learning
more about yourself so
you can make a
difference.

BIBLE STORY:
Fearfully and Wonderfully
Made
Psalm 139:1-24

MEMORY VERSE:
"How you made me is
amazing and wonderful.
I praise you for that.
What you have done is
wonderful. I know that
very well."
Psalm 139:14 NIV

BOTTOM LINE:
God made you, knows
you, and loves you.

WONDERFULLY MADE

1

Time:
10 mins

Supplies:

- Wonderfully Made Coloring Sheet
- Coloring and Writing Utensils

- Set out the coloring utensils. Give each kid a "Wonderfully Made" Coloring Sheet.
- Point out the circle in the middle of the coloring page.
- Tell the kids that they are **"Wonderfully Made"** and direct them to draw a portrait of themselves in the center of their coloring page.
- As kids are working, ask them the following question: **"How would you describe yourself?"** (*Examples could be funny, athletic, creative, smart, etc. Help kids by asking them to share things they are good at or things that make them unique.*)
- Invite kids to share their portraits.
- Make sure kids write their names on their sheets to take home.

WHAT YOU SAY: "Your portraits look amazing! God made each of us unique and wonderful! And this month, you are going to learn more about yourself which will help you learn how you can make a difference. Remember that **God made you, knows you, and loves you** more than you could ever imagine."

PUT IT TOGETHER

2

Time:
10 mins

Supplies:

- Bibles
- Monthly Memory Verse Page
- Memory Verse Puzzle Pieces

- Open up the Bible to Psalm 139:14. Lead the kids to read the verse together.
- Divide your group into two teams.
- Create a start and a finish line for each team.
- Have kids line up, one behind the other, with their teams.
- Place a set of the memory verse puzzle pieces at each team's finish line.
- Direct that first kid from each team to jump or hop to the pile of cards across from their team, grab one card, and bring it back to their team.
- Continue until each team has collected all of the puzzle pieces.
- Instruct the teams to work together to arrange the puzzle and reveal the memory verse. Encourage kids to repeat the memory verse together. (*Have the Monthly Memory Verse Page nearby to help assist kids.*)

WHAT YOU SAY: "Each puzzle piece is uniquely different but when the puzzle pieces come together, they create something beautiful! The same goes for us, we are each unique for a reason. [Transition] Come with me to hear more about the way **God made us, knows us, and loves us.**"

Head to Large Group

Sit with your small group during Large Group. **Model** active participation with worship, watching the videos, listening, and responding!

STEP INTO IT

3

Time:

15 mins

Supplies:

- Image of God Activity Page
- Tape

- Create a starting line with tape on the floor for kids to line up on, side by side.
- On the opposite side, a few feet away, create a finish line where the Small Group Leader will stand holding the "Image of God" Activity Page.
- Remind kids that people are made in the image of God to reflect who God is.
- Read a scenario from the "Image of God" Activity Page to the group. After each scenario, encourage the group to think about whether the statement reflects the image of God or not.
 - If the kids believe the action shows the image of God, instruct them to take a step forward.
 - If kids believe the action does not show the image of God, instruct them to take one step back.
- As you reach the end of the list, if the group is not close to you on the finish line, encourage them to start taking BIG steps forward! The goal is for them to make it to the finish line.
- Continue until all the scenarios have been read.

WHAT YOU SAY: "Great job, friends! The more we learn about God's character and try to live like God would, the more we also learn about ourselves - because we are all made in God's image. Remember that *God made you, knows you and loves you.*"

[Make It Personal] (Talk about a time when you made a decision, had a conversation, or acted in a way that showed the image of God—maybe even when it was difficult to do so! Make it personal, real, and kid-friendly!)

PRAY & DISMISS

4

Time:

10 mins

Supplies:

- Handheld Mirror
- Prayer Card

- Invite the kids to sit in a circle. Place the Prayer Card in the middle of your group.
- Model to the kids how to look in the mirror and say, **"Thank you God for making me, knowing me and loving me."**
- Pass the mirror to the kid to the right of you in the circle and encourage them to read the prayer card or repeat after you. (*SGL/Buddies can help assist.*)
- Once the mirror comes back to you, close the group with the prayer below. (Return Mirrors)

WHAT YOU SAY: "Thank you God for loving each of us exactly as You created us and for creating us for a special purpose to make a difference in the world around us. Help us remember that You made us, know us, and love us so much! We love You, and we pray these things in Jesus' name. Amen."

HEADS OR TAILS (OPTIONAL)

5

Time:

10 mins

Supplies:

- Heads or Tails Activity Sheet
- Money Coin

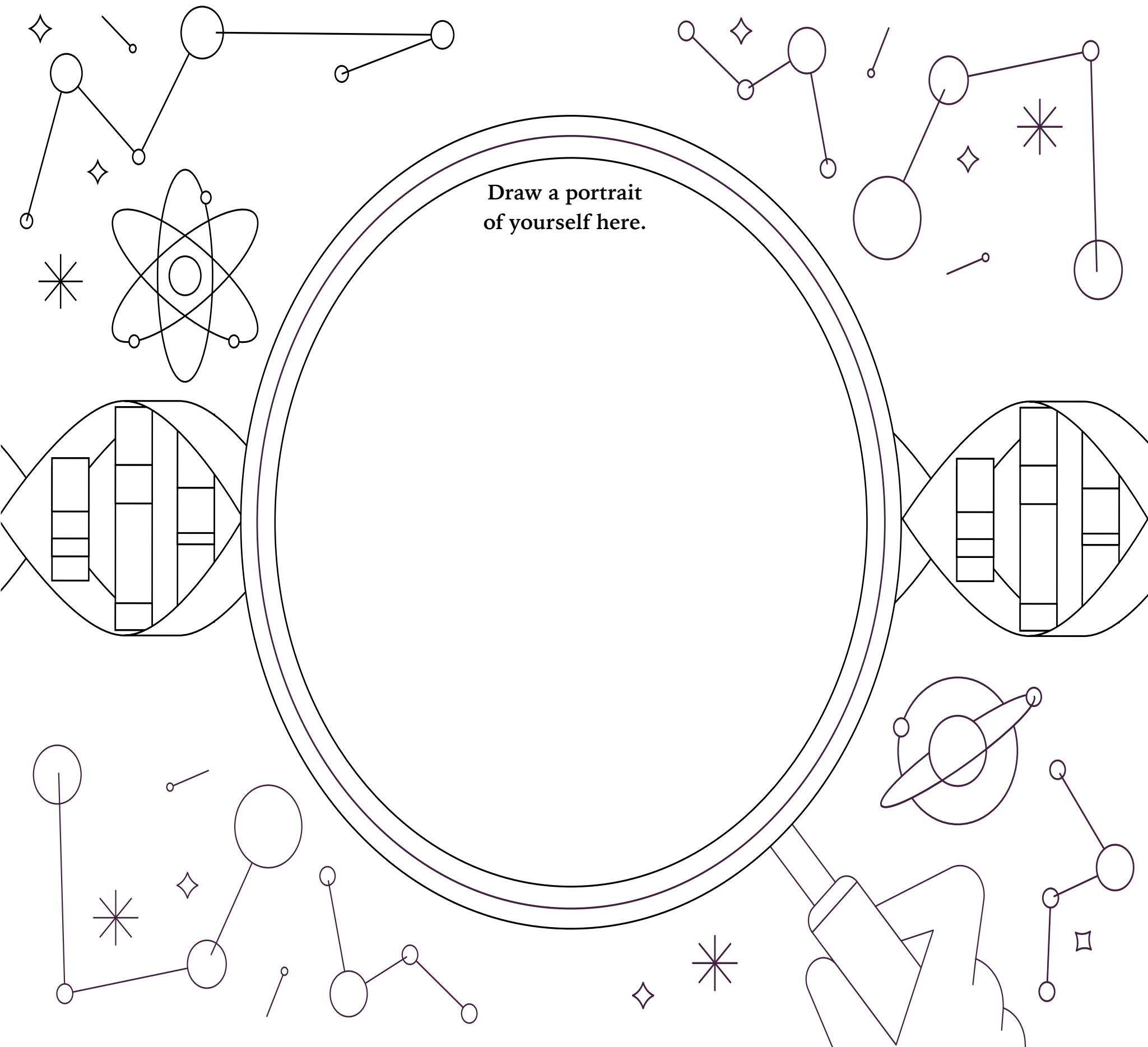
- Instruct the kids to sit in a circle.
- Give one kid a coin and instruct them to flip the coin.
 - If the coin lands on heads, ask the kids a question from "List 1" on the Heads or Tails Activity Page.
 - If the coin lands on tails, ask the kids a question from "List 2" on the Heads or Tails Activity Page.
- Share with kids that "List 1" contains Favorites and "List 2" contains Would You Rather questions.
- After each question, invite another kid to flip the coin.
- Continue in the same way until all the questions have been answered or time allows.

As adults arrive, invite kids to show off their Wonderfully Made Coloring Sheet and remind them of today's bottom line: ***God made you, knows you and loves you!***

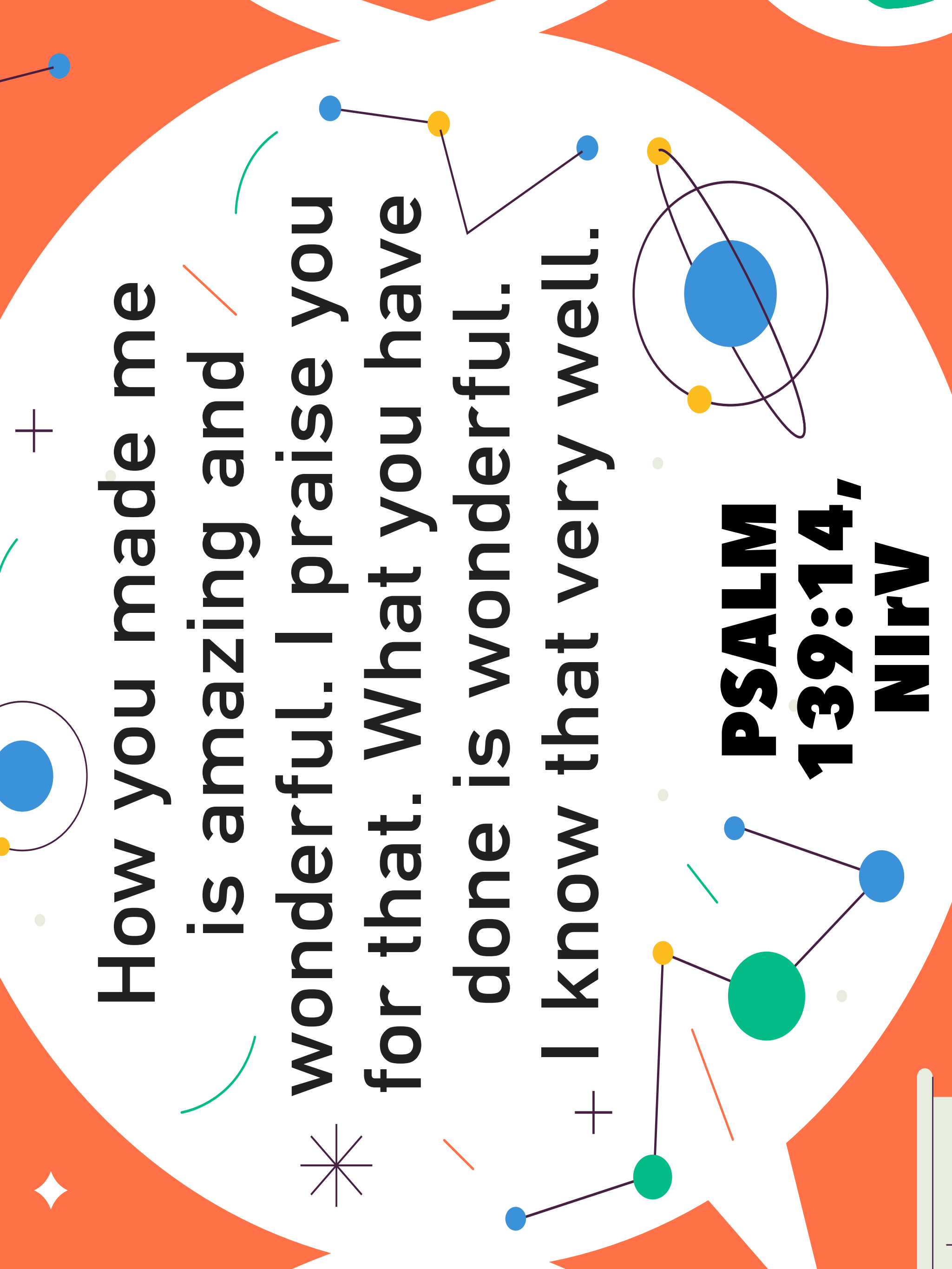
EXTRA TIME? - Call the kids back to LG and play extra Bible & Worship videos!

HANDOUTS - Partner with parents and give each kid a Monthly Calendar and a Memory Verse Card to take home!

“How you made me is amazing and wonderful. I praise you for that.



**What you have done is wonderful.
I know that very well.
Psalm 139:14 NIRV**



How you made me
is amazing and
wonderful. I praise you
for that. What you have
done is wonderful.
+ I know that very well.



PSALM
139:14,
NIRV

- You forgot to do your homework and didn't want your teacher to be upset, so you told your teacher that you finished it and left it on the bus. (*step backward*)
- Your friend had his feelings hurt because someone called him a really unkind name. You listen to his feelings, then remind him of the positive qualities he has. (*step forward*)
- Someone at school asks you for help with something you learned in school, so you take time to help them during recess instead of playing your favorite games that day. (*step forward*)
- You promised your friend that you would come to their birthday party, but then you were asked to play basketball that day—and that sounds more interesting. You decide to skip the birthday party without telling your friend. (*step backward*)
- Your parents asked you to stop playing video games and clean your room instead, so you put down the video game controller and start cleaning your room. (*step forward*)
- You need some help paying attention in class, so you ask God to help you focus on what matters during school and begin making a choice to do so. (*step forward*)
- Someone in your school class was being unkind and laughing at your friend. You decided to stop talking to that person and tell the others bad things about them to get revenge. (*step backward*)
- You're reading your favorite book while you wait for dinner to be made. You look up and see your dad cooking dinner—he still has a long way to go. Without being asked, you put down your book and go into the kitchen to help. (*step forward*)

What to Do:

Print on paper, one for each Small Group.

"Image of God" Activity Page

February 2025, Week 1, Small Group 2-3
©2024 The reThink Group, Inc. All rights reserved.

**“Thank you God for
making me, knowing
me and loving me.”**

**“Thank you God for
making me, knowing
me and loving me.”**


**“Thank you God for
making me, knowing
me and loving me.”**

LIST
1

HEADS

What's your
favorite _____ ?

Animal?



Color?




Movie?



Sport?



Snack?



Flavor of cake?



Book?



LIST
2

TAILS

Would you
rather ...

Have
a dog



OR

a
cat?

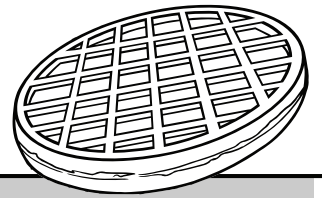


Eat pancakes



OR

waffles?



Play in the sand



OR

play in the snow?




Have super-speed



OR

be able
to fly?



Have 10
fingers
on each
hand



OR

10 toes
on each
foot?



Only
celebrate
Christmas



OR

only
celebrate
your
birthday?




Have
five
good
friends



OR

one
best
friend?





How you made me
is amazing and
wonderful. I praise you
for that. What you have
done is wonderful.
I know that very well.

**PSALM
139:14,
Nirv**

How you made me
is amazing and
wonderful. I praise you
for that. What you have
done is wonderful.
I know that very well.

**PSALM
139:14,
Nirv**

How you made me
is amazing and
wonderful. I praise you
for that. What you have
done is wonderful.
I know that very well.

**PSALM
139:14,
Nirv**

How you made me
is amazing and
wonderful. I praise you
for that. What you have
done is wonderful.
I know that very well.


**PSALM
139:14,
Nirv**

How you made me
is amazing and
wonderful. I praise you
for that. What you have
done is wonderful.
I know that very well.

**PSALM
139:14,
Nirv**

How you made me
is amazing and
wonderful. I praise you
for that. What you have
done is wonderful.
I know that very well.

**PSALM
139:14,
Nirv**



How you made me
is amazing and
wonderful. I praise you
for that. What you have
done is wonderful.
I know that very well.

**PSALM
139:14,
NIRV**