

ALWC KIDZ QUEST

ELEMENTARY SMALL GROUP



DATE: February 16, 2025

THIS MONTH OUR KIDS
ARE LEARNING ABOUT:

UNIQUENESS:
LEARNING MORE
ABOUT YOURSELF SO
YOU CAN MAKE A
DIFFERENCE.

BIBLE STORY:

Lydia

Acts 16:13-15

MEMORY VERSE:

"How you made me is
amazing and wonderful.
I praise you for that.
What you have done is
wonderful. I know that
very well."

Psalms 139:14 NIV

BOTTOM LINE:

Use your gifts to make a
difference.

UNIQUE DESIGNS

1

Time:

10 mins

Supplies:

- Coffee filters
- Washable Markers
- Permanent Markers
- Parent Note

- Give each kid a coffee filter.
- Set out the washable markers.
- Invite kids to decorate their coffee filters, coloring all over them, creating dots and lines or patterns.
- Once the kids finish, use a permanent marker to write each child's name on their filter.
- Tell them that when they get home, they can ask a grown up to lightly spray their creation with water and observe the "tie-dye effect" they created. *(Make sure to attach the parent note to be sent home with kids at dismissal.)*

WHAT YOU SAY: "Wow, those coffee filters look so cool! I can't wait to see what happens when you take them home and spray some water on them. I'm sure each one of them will look so unique and awesome. Make sure you let them dry and hang them up as a reminder of how unique God made you, too!"

GOOD GIFTS

2

Time:

10 mins

Supplies:

- Bibles
- Monthly Memory Verse Page
- Memory Verse Household Items
- Gift Bag

- Open up the Bible to Psalm 139:14. Lead the kids to read the verse together.
- Have the kids line up behind each other.
- Place the gift bag with the prepared memory verse household item cards inside on the other side of your environment across from the group.
- One at a time have the first kid walk or skip to the gift bag, grab one of the items out of the bag and bring it back. Instruct kids to hold on to their card.
- Continue until all items have been retrieved.
- Once back, ask each of the kids the following question about their household item: **"How could you use this object to make a difference?"** Remind kids that they can make a difference anywhere. *Some examples could be doing chores, helping a sibling with homework or helping a grown-up put away groceries, or helping to take out the garbage, etc.*
- When all of the kids have answered the question regarding their item, have them as a group, turn their cards over. Encourage them to put the cards in memory verse order and say the verse together.

SAY: "Friends, you are all so creative! This might seem like a random object, but God can lead us to make a difference in so many creative ways. You all gave great examples of how we can use even simple household objects for God! [Transition] Today, we're going to hear some truth from the Bible about a woman who created something like this - let's go listen!"

SCIENCE LAB

3

Time:

15 mins

Supplies:

- Science Lab Review Cards

- Give each kid one of the "Science Lab" review cards. *Ensure each kid's card has at least one matching card held by another kid.*
 - It is okay if not all the cards are used at first since you'll play multiple rounds. You can swap or add different cards for each round, *making sure each card you hand out has at least one match.*
- Invite kids to find someone with a matching card.
- Instruct them to sit with their pair for a few minutes to discuss the question on the card. (*Leaders can help assist, as needed.*)
- Then, collect the cards, redistribute them, and invite kids to find someone with a matching card again. *Note: if you had extra cards left over that were not used yet, swap them in, but be sure they have a match.*
- After kids have discussed at least two of the review questions with different partners, gather everyone together.
- Use the following questions for further discussion. **"What are you good at? How could you use that gift to help others know Jesus?"**

WHAT YOU SAY: "Great job! In our Bible Story today, Lydia had unique opportunities to share Jesus with others. She used the gifts God had given her to make a difference in the lives of the people around her. In the same way, God wants you to *use your gifts to make a difference, too!*"

[Make It Personal] (Share an age-appropriate example of you using a gift you have to make a difference.)

PRAY & DISMISS

4

Time:

10 mins

Supplies:

- None

- Invite kids to sit with you in a circle.
- Explain to kids that they are going to be your "mirror".
- Begin by making a few hand motions of kids to imitate and direct them to repeat each motion.
 - For example: perform clapping patterns or change facial expressions.
- Transition to folding your hands, bowing your head, and closing your eyes, asking the kids to do the same.
- Say a call and response prayer and encourage kids to repeat after you.

WHAT YOU SAY:

"Thank You, God, for every person in this room (*kids repeat*)."

Thank You for making us in Your image (*kids repeat*).

Thank You for giving us unique gifts (*kids repeat*).

Help us to see how we can use our gifts to make a difference (*kids repeat*).

We Love You, God. Amen (*kids repeat*)."

THIS OR THAT (OPTIONAL)

5

Time:

10 mins

Supplies:

- This or That Activity Sheet

- Instruct the kids to stand in a circle.
- Use the "This or That" Activity Page to ask the group questions.
- Explain the rules:
 - If a kid prefers "This", encourage the kid to hold up their hand high and high-five another kid holding up their hand.
 - If a kid prefers "That", encourage the kid to hold out a fist and fist-bump another kid holding out their fist.
 - Point out that none of the kids will answer exactly the same for every question. Even if they agree on some things, they will disagree on others.
- One by one, read aloud each "This" and "That" on the Activity page, pausing for kids to respond with a high-five or fist-bump.

As adults arrive, invite kids to show off their Unique Design Coffee Filters!

EXTRA TIME? - Call the kids back to LG and play extra Bible & Worship videos!

HANDOUTS - Partner with parents and give each kid a Monthly Calendar and a Memory Verse Card to take home!

This month, your kids have been learning about how God made them each unique. Today, in one of their activities, they decorated coffee filters and are taking them home. When they get home, you can use a spray bottle to lightly spray their filter with water, which will allow them to see the “tie-dye effect.” Let them dry and hang them up somewhere where they can see the unique design that they made! Use them as a reminder that God made them so amazing and wonderful and as unique as their own designs!

***“How you made me is amazing and wonderful.
I praise you for that. What you have done is wonderful.
I know that very well.” Psalm 139:14 NlrV***

This month, your kids have been learning about how God made them each unique. Today, in one of their activities, they decorated coffee filters and are taking them home. When they get home, you can use a spray bottle to lightly spray their filter with water, which will allow them to see the “tie-dye effect.” Let them dry and hang them up somewhere where they can see the unique design that they made! Use them as a reminder that God made them so amazing and wonderful and as unique as their own designs!

***“How you made me is amazing and wonderful.
I praise you for that. What you have done is wonderful.
I know that very well.” Psalm 139:14 NlrV***

This month, your kids have been learning about how God made them each unique. Today, in one of their activities, they decorated coffee filters and are taking them home. When they get home, you can use a spray bottle to lightly spray their filter with water, which will allow them to see the “tie-dye effect.” Let them dry and hang them up somewhere where they can see the unique design that they made! Use them as a reminder that God made them so amazing and wonderful and as unique as their own designs!

***“How you made me is amazing and wonderful.
I praise you for that. What you have done is wonderful.
I know that very well.” Psalm 139:14 NlrV***

This month, your kids have been learning about how God made them each unique. Today, in one of their activities, they decorated coffee filters and are taking them home. When they get home, you can use a spray bottle to lightly spray their filter with water, which will allow them to see the “tie-dye effect.” Let them dry and hang them up somewhere where they can see the unique design that they made! Use them as a reminder that God made them so amazing and wonderful and as unique as their own designs!

***“How you made me is amazing and wonderful.
I praise you for that. What you have done is wonderful.
I know that very well.” Psalm 139:14 NlrV***

This month, your kids have been learning about how God made them each unique. Today, in one of their activities, they decorated coffee filters and are taking them home. When they get home, you can use a spray bottle to lightly spray their filter with water, which will allow them to see the “tie-dye effect.” Let them dry and hang them up somewhere where they can see the unique design that they made! Use them as a reminder that God made them so amazing and wonderful and as unique as their own designs!

***“How you made me is amazing and wonderful.
I praise you for that. What you have done is wonderful.
I know that very well.” Psalm 139:14 NlrV***

This month, your kids have been learning about how God made them each unique. Today, in one of their activities, they decorated coffee filters and are taking them home. When they get home, you can use a spray bottle to lightly spray their filter with water, which will allow them to see the “tie-dye effect.” Let them dry and hang them up somewhere where they can see the unique design that they made! Use them as a reminder that God made them so amazing and wonderful and as unique as their own designs!

***“How you made me is amazing and wonderful.
I praise you for that. What you have done is wonderful.
I know that very well.” Psalm 139:14 NlrV***



MOP




VACUUM



LAUNDRY BASKET



GARBAGE CAN



SPONGE & DISHES



WATERING CAN

HOW YOU

MADE ME

IS AMAZING

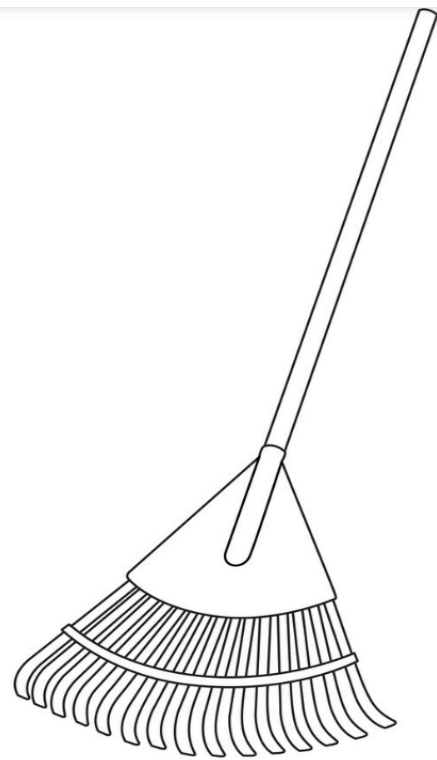
**AND
WONDERFUL.**

**I PRAISE
YOU**

FOR THAT.



MIXER



RAKE



BROOM & DUSTPAN



IRON & IRONING BOARD



CLEANING SPRAY



TOY CHEST

WHAT YOU

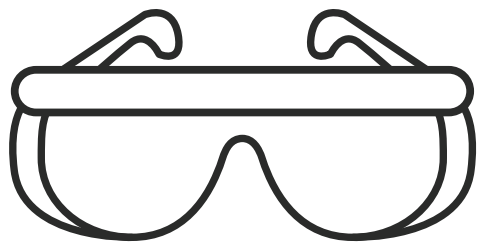
HAVE DONE

**IS
WONDERFUL.**

**I KNOW
THAT**

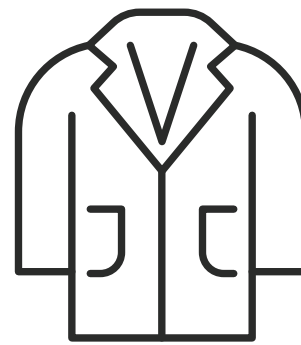
VERY WELL.

PSALM 139:14



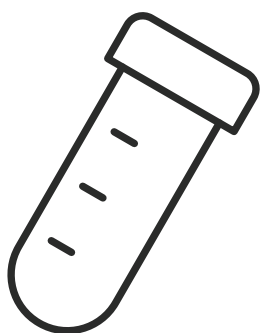
Safety Glasses

Talk about a problem that had to be solved in today's Bible Story.




Lab Coat

How did Lydia use her gifts to make a difference?



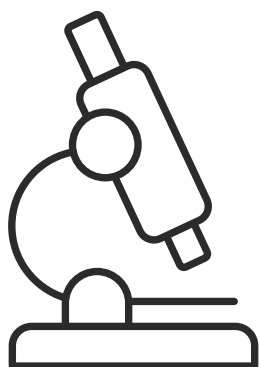
Test Tube

Think about the unique way God made you. What are you good at?




Beaker

What was something unusual or out-of-the-ordinary that happened in today's Bible Story?



Microscope

How did God show up in today's story?



Chemical Reaction

What are some ways you can make a difference with your skills, gifts, and possessions in a way that helps others and makes a difference?

What to Do:

Print on cardstock and cut apart, three sets for every Small Group.

"Science Lab Review" Activity Page

February 2025, Week 3, Preteen Small Group

©2024 The reThink Group, Inc. All rights reserved.

THIS

(high five)

Burger

Apples

Cheese pizza

Popcorn

Zoo

Road trip

Snow

Football

Video games

Tigers

OR

THAT

(fist bump)

Hot dog

Oranges

Pepperoni pizza

Chips

Aquarium

Plane trip

Sand

Soccer

Movies

Sharks