

# ALWC KIDZ QUEST

## ELEMENTARY SMALL GROUP



DATE: February 9, 2025

THIS MONTH OUR KIDS  
ARE LEARNING ABOUT:

**UNIQUENESS:** Learning  
more about yourself so  
you can make a  
difference.

**BIBLE STORY:**  
Moses and the  
Burning Bush  
Exodus 3:4-15

**MEMORY VERSE:**  
"How you made me is  
amazing and wonderful.  
I praise you for that.  
What you have done is  
wonderful. I know that  
very well."  
Psalm 139:14 NIV

**BOTTOM LINE:**  
God made you to make a  
difference.

### ALL ABOUT ME

1

**Time:**  
10 mins

**Supplies:**

- All About Me Activity Page
- Writing and Coloring Utensils

- Give each kid an "All About Me" Activity Page. Instruct the kids to either write or draw their answers.
- Encourage kids to think creatively about what makes them unique by posing the following questions:
  - "What is something you are good at?"
  - "What is something you love to do?"
  - "What is something you like to create?"
  - "What is something you learned recently?"
  - "What is something awesome about you?"
- Once kids have finished, invite them to share some of the things they wrote or drew about themselves.
- If time allows, have kids color the other side of their paper.

**WHAT YOU SAY:** "Great job! Look around—none of your pages look the same, and that's because each of you is one of a kind! God created you with a purpose. Your uniqueness can help you learn about yourself so you can make a difference. Always remember that *God made you to make a difference!*"

### STACK THE VERSE

2

**Time:**  
10 mins

**Supplies:**

- Bibles
- Monthly Memory Verse Page
- Memory Verse Lego Blocks

- Open up your bible to Psalm 139:14 and read the verse. Invite the kids to repeat the verse after you.
- Divide your group into two teams. Have teams line up, one behind the other.
- Scatter a set of the memory verse lego blocks across from each team.
- Invite the first kid in line from each team to jump or hop all the way to the opposite side, retrieve one of the blocks and bring it back to their team.
- Continue in the same manner.
- Once teams have collected all of their blocks, encourage them to work together to put the verse in order by stacking the lego blocks.
- Invite them to recite the verse together.

**WHAT YOU SAY:** "It's so awesome to see all of you work together! This verse reminds us how amazing and wonderful God made each of us. *[Transition]* In today's true Bible story, we are going to hear about someone who God asked to do something amazing and how they used their own uniqueness to make a difference! Lets go find out more!"

3

## TRUE OR FALSE?

### Time:

15 mins

### Supplies:

- True and False Signs
- Bible Story Statements

- Have kids line up in the center of your space.
- Explain to the kids that you will read a statement from today's Bible story.
  - If they think it is true, they will move to the left side.
  - If they think that it is false, they will move to the right side.
- Place the True and False signs on the designated areas to help assist kids.
- Begin by reading one of the statements from today's Bible story.
- Randomly choose a kid to explain why they think the statement is true or false.
- Continue until all the statements have been read.

**WHAT YOU SAY: "Moses' experiences were connected and a part of God's unique plan for Moses' life. In the same way, God uses our skills, experiences, and even the challenges we face to shape us for the things God has planned for us. God can use your unique abilities and experiences to make a difference, too! Because God made you to make a difference."**

**[Make It Personal] Share some age-appropriate ways you're choosing to follow God right now using your skills and gifts. How has God led you in the past, and how have you followed?**

4

## PRAY & DISMISS

### Time:

10 mins

### Supplies:

- Handheld Mirror

- Invite the kids to sit in a circle.
- Grab the Handheld mirror.
- Explain to the kids that they will hold the mirror and share something that makes them different. *They can share they have different colored eyes, different hair, a talent they have, etc.*
- Model by holding the mirror and sharing something unique about yourself.
- Pass the mirror to the kid on your left and continue going around the circle, having kids share their differences.
- Once the mirror returns to you, close the group time in prayer.

**WHAT YOU SAY: "Dear God, thank You for making us so awesome and for giving us unique abilities that we can use to show Your love. Please help us be aware of ways we can make a difference this week and use what we're learning to help others. We are so grateful that You made each one of us special, unique, and with a purpose! We love You, and we pray these things in Jesus' name. Amen."**

5

## TALENT SHOW (OPTIONAL)

### Time:

10 mins

### Supplies:


- None

- Instruct the kids to sit in a circle with you.
- Share with the kids that your group will have a talent show but with a twist!
- Encourage the kids to think about a unique gift, talent or ability they have that they can share by acting out/ showing it to the group.
- Share some of the following examples of gifts or abilities: telling a joke, helping clean up (demonstrating how they help at home), writing a story or drawing a picture, playing an instrument or playing a sport.
- Encourage kids to take turns, one by one, acting out their gift or ability. (Allow them to stand and move about freely if they need to.)
- Pause after each kid presents to give the group time to guess their gift or ability.
- Encourage the rest of the group to cheer their friends on as they present.

As adults arrive, invite kids to show off their All About Me Activity Page and remind them of today's bottom line: **God made you to make a difference!**

**EXTRA TIME?** - Call the kids back to LG and play extra Bible & Worship videos!

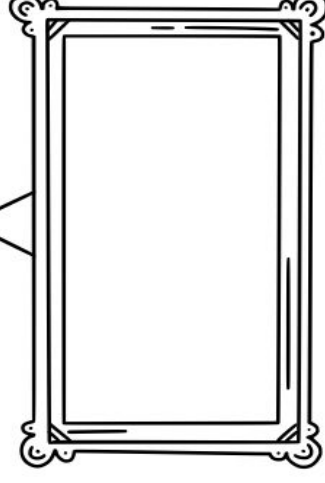
**HANDOUTS** - Partner with parents and give each kid a Monthly Calendar and a Memory Verse Card to take home!



MY NAME IS:


Write or draw something  
you love to do.

I HAVE



PEOPLE IN MY  
FAMILY

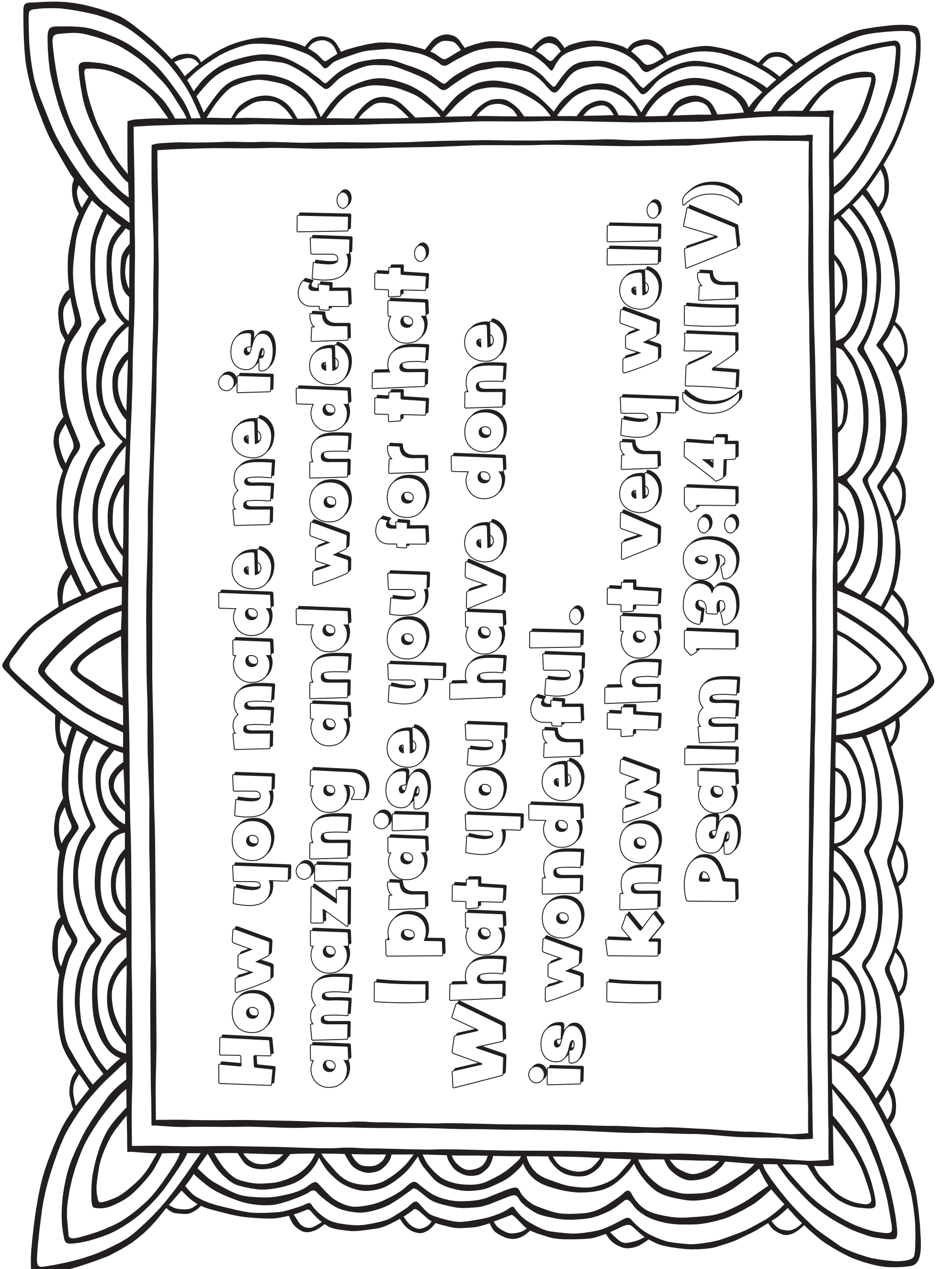
THIS IS A  
PICTURE OF ME:



Write or draw something  
you like to create.

Write or draw something  
you're good at.

Write or draw something  
you learned recently.



How you made me is  
amazing and wonderful.

I praise you for that.  
What you have done  
is wonderful.

I know that very well.  
Psalm 139:14 (NIV)

HOW YOU	MADE ME	IS AMAZING
& WONDERFUL.	I PRAISE YOU	FOR THAT.
WHAT YOU	HAVE DONE	IS WONDERFUL.
I KNOW THAT	VERY WELL.	PSALM 139:14
HOW YOU	MADE ME	IS AMAZING
& WONDERFUL.	I PRAISE YOU	FOR THAT.
WHAT YOU	HAVE DONE	IS WONDERFUL.
I KNOW THAT	VERY WELL.	PSALM 139:14
HOW YOU	MADE ME	IS AMAZING
& WONDERFUL.	I PRAISE YOU	FOR THAT.
WHAT YOU	HAVE DONE	IS WONDERFUL.
I KNOW THAT	VERY WELL.	PSALM 139:14

ERUDITE

**FILES**



- Moses grew up in the household of Pharaoh, the king of Egypt. *(true)*
- God spoke to Moses through a tree that was covered in flowers. *(False: God spoke to Moses through a burning bush.)*
- Moses thought he could easily lead the Israelites out of Egypt. *(False: Moses was afraid and didn't believe he could do it.)*
- When Moses threw his walking stick on the ground, it turned into a snake. *(true)*
- God said, "I will be with you," to reassure Moses. *(true)*
- Moses felt confident in his speaking abilities and didn't need any help. *(False: Moses said he wasn't a good speaker, and God sent Aaron to help him.)*
- Pharaoh immediately agreed to let the Israelites go when Moses asked. *(False: Pharaoh only let the Israelites go after God sent lots of plagues.)*
- The Israelites were slaves in Egypt for a long, long time. *(true)*
- God made Moses perfectly suited to lead the Israelites out of Egypt. *(true)*
- Uniqueness is about doing things exactly the same way as everyone else. *(False: Uniqueness is about learning more about yourself so you can make a difference.)*
- Moses was perfect and never made any mistakes. *(False: Moses wasn't perfect, but God still used him to make a big difference.)*
- When we follow Jesus, God sends the Holy Spirit to help us make a difference. *(true)*