

# ALWC KIDZ QUEST

## ELEMENTARY SMALL GROUP



DATE: February 23, 2025

THIS MONTH OUR KIDS  
ARE LEARNING ABOUT:

UNIQUENESS:  
LEARNING MORE  
ABOUT YOURSELF SO  
YOU CAN MAKE A  
DIFFERENCE.

BIBLE STORY:  
Timothy  
1 Timothy 4:12

MEMORY VERSE:  
"How you made me is  
amazing and wonderful.  
I praise you for that.  
What you have done is  
wonderful. I know that  
very well."  
Psalm 139:14 NIV

BOTTOM LINE:  
You can make a difference  
right now.

### SPOT THE DIFFERENCES

1

**Time:**

10 mins

**Supplies:**

- Spot the Differences Activity Sheet
- Coloring Utensils

- Give each kid a "Spot the Differences" Activity Page.
- Set out coloring utensils.
- Invite kids to work on their activity page to find the differences and then color both sides.
- As kids are working on their Activity Sheets, ask them:
  - What are some differences that you have learned about yourself this month?
  - Is there anything that you have learned about yourself that God can use to make a difference? (*Leaders can share before asking this question.*)
- Encourage kids to help each other find the differences on their activity sheet.

**WHAT YOU SAY: "Great job finding the differences in the pictures. Sometimes even the SMALLEST thing can make a BIG difference. God has made each of us unique and we can use our uniqueness in our own way to make a difference in this world."**

### MEMORY MATCH

2

**Time:**

10 mins

**Supplies:**

- Bibles
- Monthly Memory Verse Page
- Memory Verse Cards (Two Sets Per Team)

- Look up Psalm 139:14 using the Bible and read the verse together.
- Divide your group into two teams. Have them line up with their teams, one behind the other on one side of your space.
- On the opposite side of each team, lay out two sets of the memory verse cards, face down in a grid pattern (with rows and columns).
- Have the first kid walk backward to their set of cards and turn two cards over.
  - If the cards match, instruct the kid to walk backward to the group and keep the matching cards.
  - If the cards don't match, instruct the kid to turn the cards back over.
- The turn then passes to the next kid in line who will continue in the same manner. Keep playing until all cards have been matched.
- Once the team has all the matched cards, have them work together to put the memory verse in order. (*Set out the Monthly Memory Verse Page and remind kids that they will have two sets of memory verse cards to put in order.*)
- Invite kids to recite the verse when done.

**SAY: "Matching your cards in this game was fun, right? I want you to think about matching your gifts with someone's needs in real life. Sometimes, you'll see a need and be able to help right away, like when your friend is upset, and you use your gift of kindness to encourage them. [Transition] In our true Bible story today, we're going to learn some truth about someone who used his words to make a difference. Let's go to Large Group and find out more!"**

## MOVE IT

3

### Time:

15 mins

### Supplies:

- SAY Sign
- LIVE Sign
- LOVE Sign
- BELIEVE Sign
- PURE Sign
- Move It Activity Page

- Place the five (5) signs: **SAY, LIVE, LOVE, BELIEVE, PURE** around your environment by either taping them on the wall, leaning them against the wall or placing them on the floor in different sections.
- Gather your group facing you. Show the kids the motions for each word and practice a few times.
  - **SAY** - Point to your mouth
  - **LIVE** - Fold hands in prayer
  - **LOVE** - Make a heart shape with your hands
  - **BELIEVE** - Point to the top of your head
  - **PURE** - Point to your eyes

- Read a recap of the Bible Story from the "Move It" Activity Page.
- As you read, instruct the kids to listen for one of these words (**SAY, LIVE, LOVE, BELIEVE, PURE**). When they hear one of these words, instruct them to walk or hop to the sign and do the motions for that word together.
- Make sure to pause and give time for kids to notice the word and do the motions.

**WHAT YOU SAY: "We can learn a lot about how to lead by example when we look at Timothy's life! Timothy didn't have an easy job. I'm sure it was hard to be in charge of a whole church of people-including many people who were older than him. But Paul knew that Timothy could handle it with God's help! No matter our age, God is with us and has a purpose for us right now! You don't have to wait until you're a grown-up! Like Timothy, *you can make a difference right now.*"**

## PRAY & DISMISS

4

### Time:

10 mins

### Supplies:

- Butcher Paper
- Writing and Coloring Utensils

- Explain to kids that they will work together to create a "Prayer Mural".
- Place a large piece of butcher paper on the floor or on a table.
- Set out coloring supplies.
- Invite kids to use the coloring supplies to draw a picture of one special gift or talent God has given them.
- Once everyone has finished, invite kids to notice and say something that they see on the paper (that's not their own).

**WHAT YOU SAY: "God, thank You for creating us with specific gifts for a specific purpose. Help us remember to trust that You have good plans for us and that we can make a difference no matter how old or young we are! Help us to say and do things that show people Your love. We love You, and we pray these things in Jesus' name. Amen."**

## OLD ENOUGH? (OPTIONAL)

5

### Time:

10 mins

### Supplies:

- Old Enough Activity Sheet
- Not Yet Sign
- Right Now Sign
- Tape


- Put a line of tape down the middle of your group area that's long enough for all of the kids in your group to stand on.
- Instruct the kids to line up on the tape line.
- Share what both sides of the tape represent:
  - *The left side of the line stands for "Not Yet."*
  - *The right side of the line stands for "Right Now."*
- Place the signs on the floor as a reminder.
- Instruct the kids to choose a side of the line, based on what you share, and jump to it.
- Encourage the kids to return to the tape line in the middle after each round.
- One by one, read through the scenarios on the "Old Enough" Activity Page, pausing as kids jump on the side of their choosing.
- Continue playing until all statements have been read. If time allows and interest is high, add your own statements or have kids come up with some statements.

As adults arrive, invite kids to show off their Activity Page and share how they can make a difference!

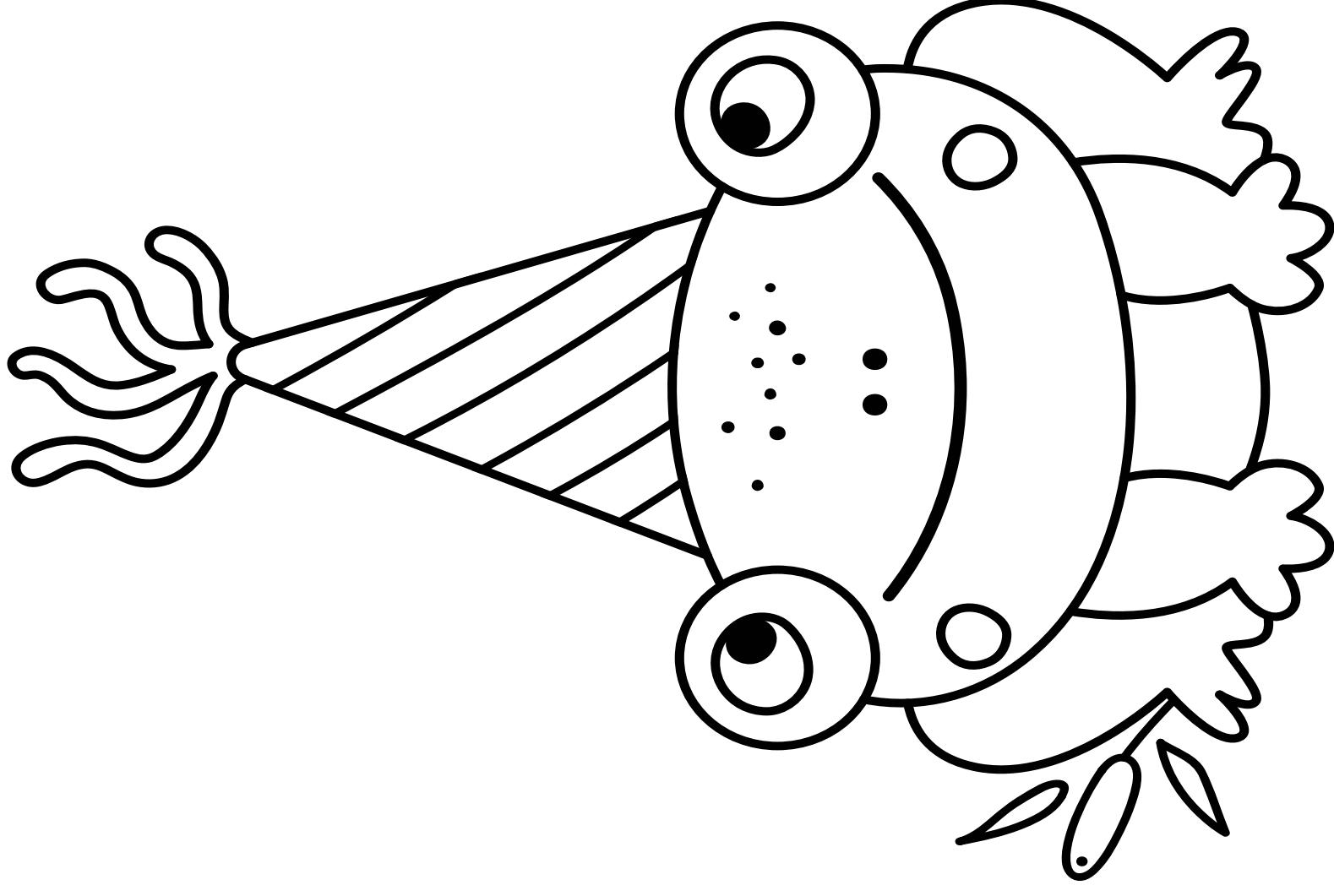
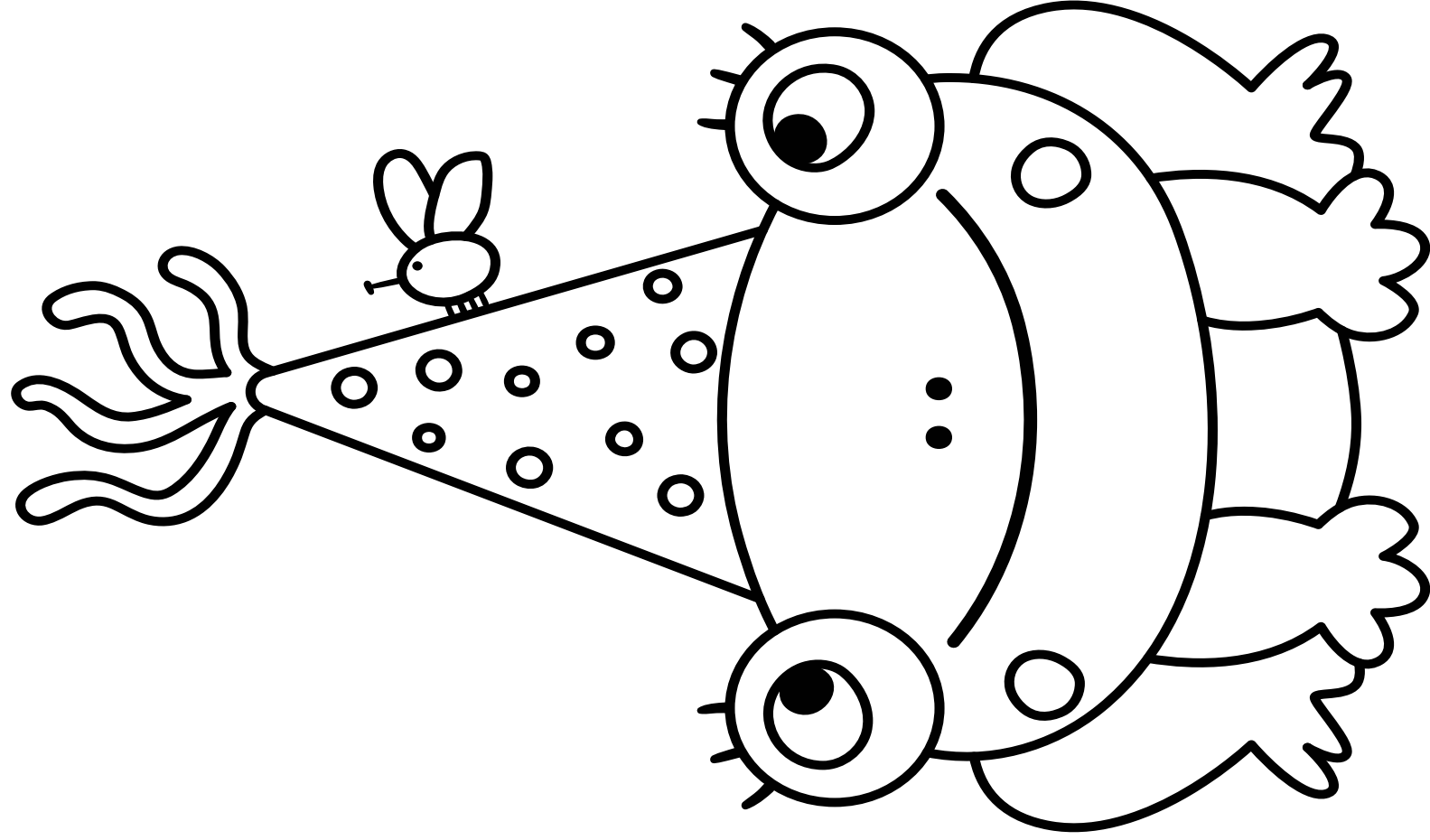
**EXTRA TIME?** - Call the kids back to LG and play extra Bible & Worship videos!

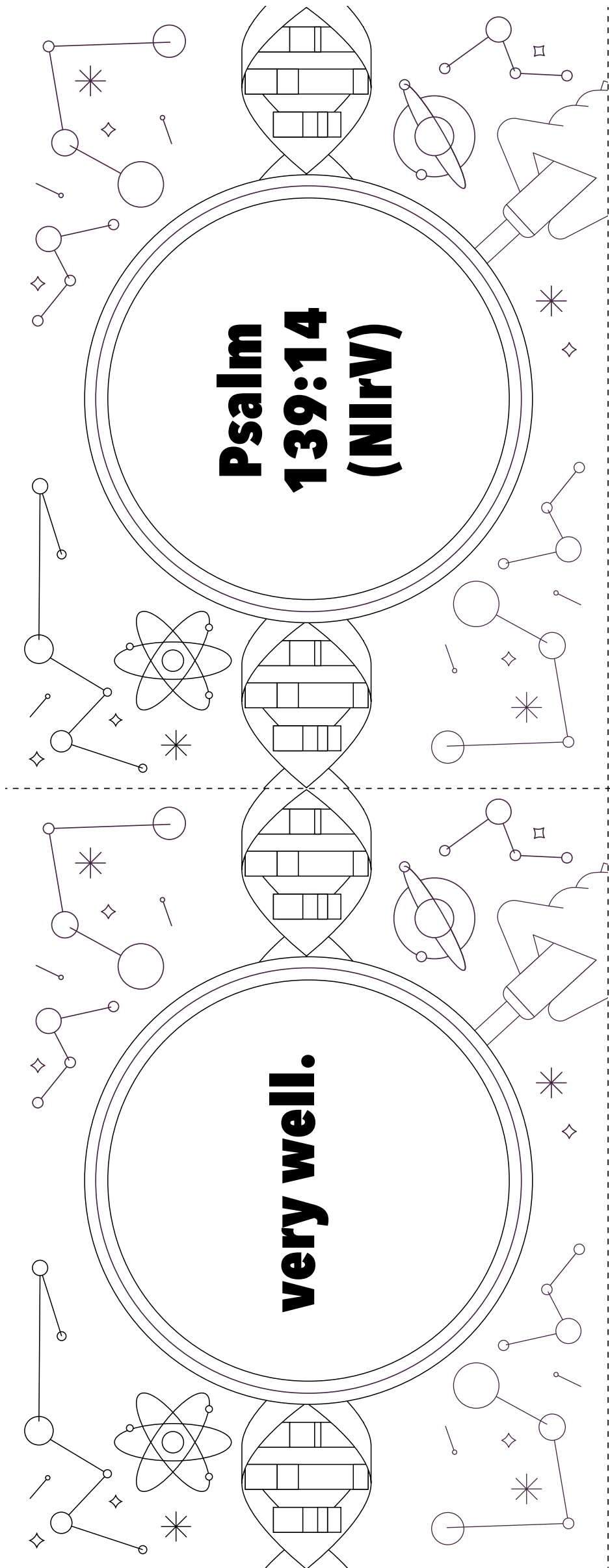
**HANDOUTS** - Partner with parents and give each kid a Monthly Calendar and a Memory Verse Card to take home!

# Spot 10 differences and color



# Spot 5 differences and color





**What to Do:**  
Print on two different color papers and cut apart, two copies for each Small Group.





**What you  
have done**

**I know that**

**for that.**

**is wonderful.**

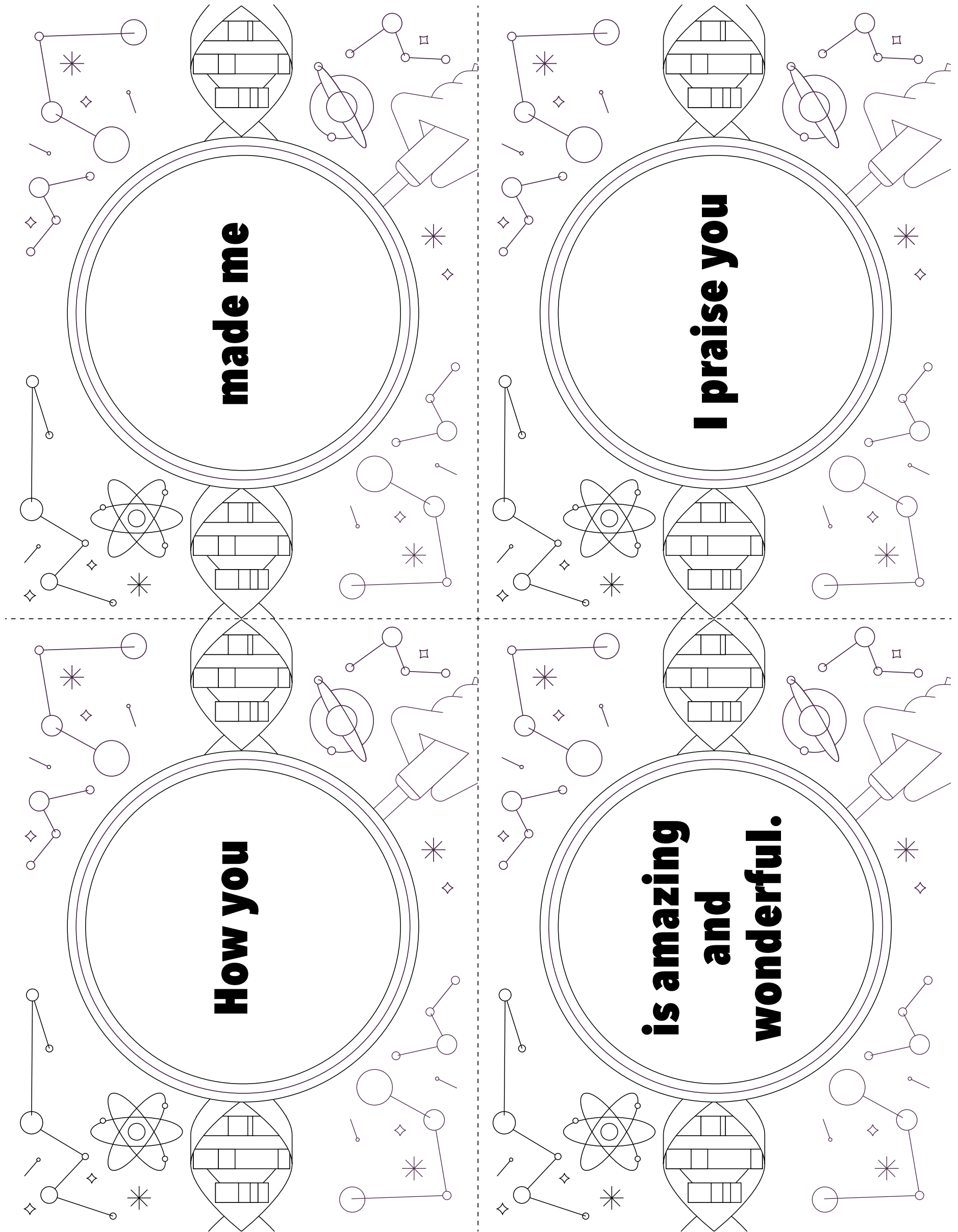
**What to Do:**

Print on two different color papers and cut apart, two copies for each Small Group.

**"Put It Together" Activity Page, NlrV**

February 2025, Week 2, K-5 Starter

©2024 The reThink Group, Inc. All rights reserved.



**What to Do:**  
Print on two different color papers and cut apart, two copies for each Small Group.

Today we heard a true story from the Bible about a young man named Timothy! The letter to Timothy is one of the 21 letters in the New Testament. It's a letter Timothy's mentor Paul wrote to him to **SAY** important things about following Jesus.


It's likely that Timothy's mom and grandmother were visited by Paul and started to **BELIEVE** in Jesus and grew strong in their faith. Soon, Timothy decided to follow Jesus too!

Timothy began showing the **LOVE** of Jesus in what he said and did. He started to become a leader because of the way he decided to **LIVE** his life!

Paul invited Timothy to come with him and Silas and help them tell others about Jesus. Timothy became one of Paul's closest friends and helpers. At one point in time, Paul left Timothy in charge of the church in Ephesus. But false teachers started to show up, telling people things about Jesus that weren't true. Paul wrote Timothy a letter to encourage him and said, *"Don't let anyone look down on you because you are young. Set an example for the believers in what you **SAY** and in how you **LIVE**. Also set an example in how you **LOVE** and in what you **BELIEVE**. Show the believers how to be **PURE** (1 Timothy 4:12 NIV, emphasis added).*



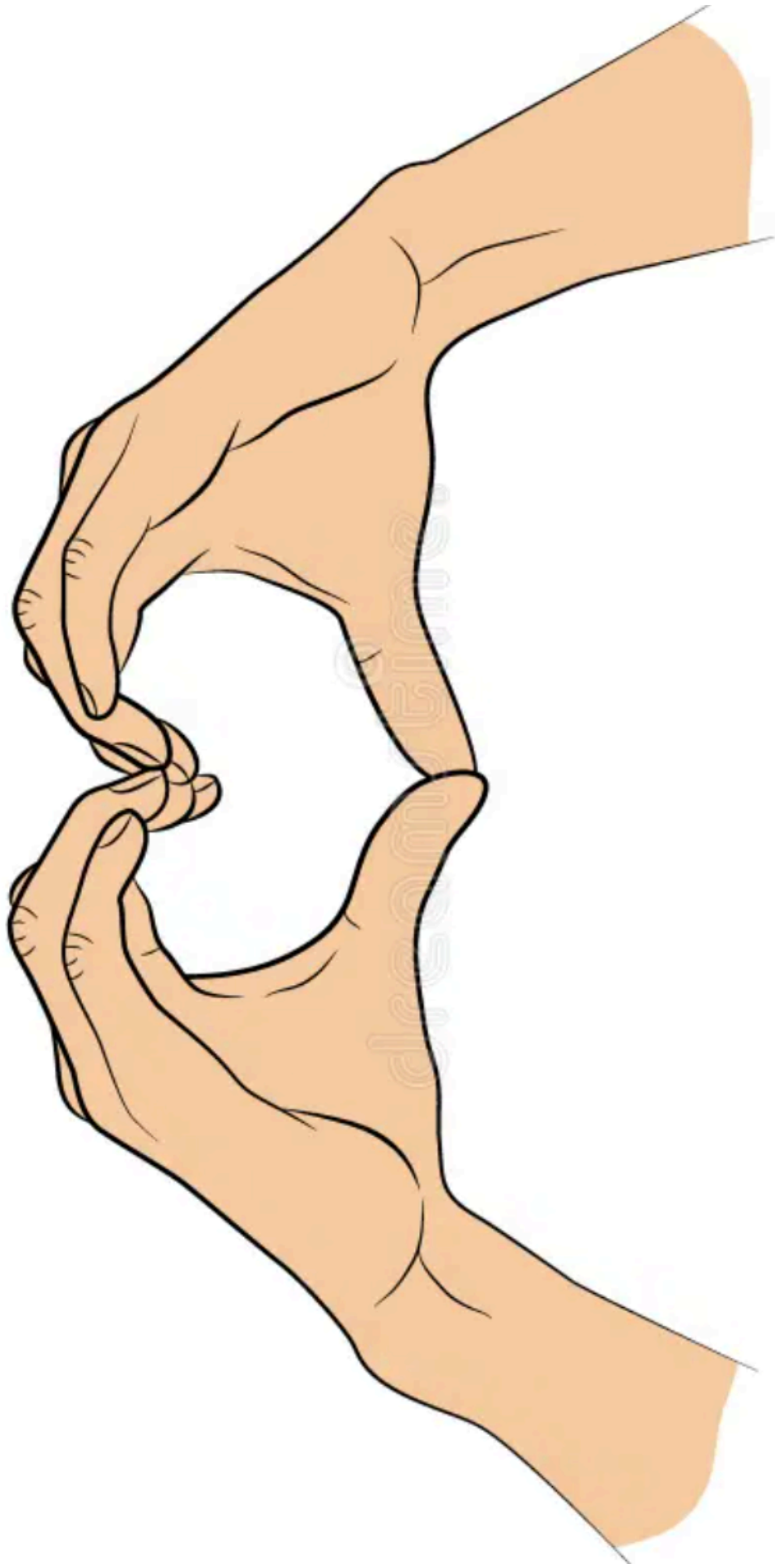
# SAY



# ELVE




# LOVE





BELLEVE

# PURR



NOT

THEY



RIGGHT

WON

# Are you old enough to:

- Walk to the store by yourself
- Drive a car
- Ride a bike
- Have lost all your baby teeth
- Camp out alone in your backyard
- Make a grilled cheese
- Drink coffee
- Pay taxes
- Build a tree fort
- Choose all your own clothes
- Read the Bible
- Play an instrument
- Play a sport
- Mow the lawn
- Babysit a younger family member
- Take care of a pet

---

## What to Do:

Print on paper, one for each Small Group.

## "Old Enough" Activity Page

February 2025, Week 4, K-5 Starter  
©2024 The reThink Group, Inc. All rights reserved.