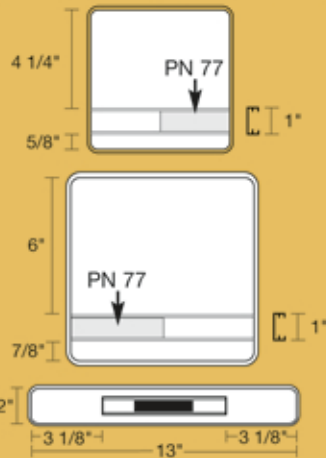



ARCHITECTURAL ALUMINUM FRAMES



Divided Frames and Mini-Directories



CHANGEABLE MESSAGE FRAMES

Special requirements for room control and identification are accomplished with these unique frames of anodized aluminum.

- Both 1/16" wall and 1/8" wall frames have 1/2" outside depth plus 1/8" backer and 3/16" inside depth.
- Frames sizes are all inside dimensions.
- Nine standard colors: Polished Yellow Gold, Polished Silver, Matte Black, Satin Silver, Arch Bronze, JRS Bronze, Polished Rose Gold, Satin Rose Gold and Satin Yellow Gold.
- All frames on this page are available in custom sizes. Please request quote.
- 6" x 6" frame containing a 1" x 6" extrusion for a 1/16" message plate and a secondary 1/16" slot for a 1" x 3" sliding plate to uncover alternating messages.
- 8" x 8" frame containing a 1" x 8" extrusion for a 1/16" message plate and a secondary 1/16" slot for a 1" x 4" sliding plate to uncover alternating messages.
- 2" x 13" Slider Frame is designed for 2" x 10" message plates to slide left or right to expose message at opposite end.

	3/8" Inside Radius Corner	Square Corner
6" x 6"		
1/16" wall	341-66	241-66
1/8" wall	641-66	541-66
8" x 8"		
1/16" wall	341-88	241-88
1/8" wall	641-88	541-88
2" x 13"		
1/16" wall	344-23	244-23
1/8" wall	644-23	544-23

DIVIDED FRAMES AND MINI-DIRECTORIES

All frames are available with dividers in either horizontal, vertical, or both horizontal and vertical positions. These frames must have a backer plate.

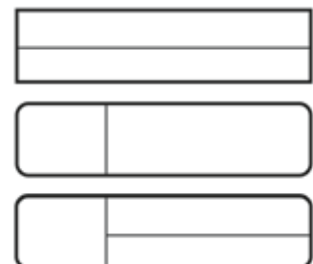
To price frames,

ADD: Total Perimeter Inches + Total Dividers
Then MULTIPLY: Above Total x Cost Per Inch of the frame type.

Divider frames should be ordered by giving the inside dimension of each section. Overall frame size is increased by the thickness of each divider within the frame.

- 6" x 6" Mini-Directory features a one piece magnetic backed extrusion with six 1/2" x 6" slots for easy plate changes.
- 8" x 8" Mini-Directory features a one piece magnetic backed extrusion with seven 5/8" x 8" slots for easy plate changes.

Divider Frames



Mini-Directories

	3/8" Inside Radius Corner	Square Corner
6" x 6"		
1/16" wall	342-66	242-66
1/8" wall	642-66	542-66
8" x 8"		
1/16" wall	343-88	243-88
1/8" wall	643-88	543-88

All frames made to order. Non-returnable.