

Shears



Combination metal and plastic shear

- The lower blade is easy to set and replace
- The handle offers leverage for easier cutting
- There is no flex on the upper blade
- Three scale selections optimize the settings of blades
- There is no need to adjust the upper blade
- Improved angles on the upper blades result modular in design
- Parts are easy to replace because the shear is in smoother cutting

Shear cutting thickness specs:	Metal	Plastic	Combo
Flexible Plastics		1/16"	1/16"
Trophy Brass	0.025"		0.020"
Plastics	0.025"		0.030"
Metals	0.025"		0.015"
Part Number	20199	20198	31711

Replacement Blades

		Metal	Plastic	Combo	All
Upper Blade	Current Model* black table & silver handle	31723	31732	31716	31733
	European Model white table & black handle	20201	10205	n/a	10204
	Original Model gray or orange	31714	31729	n/a	31730
Lower Blade					

*Shown above

Shear blade sharpening service

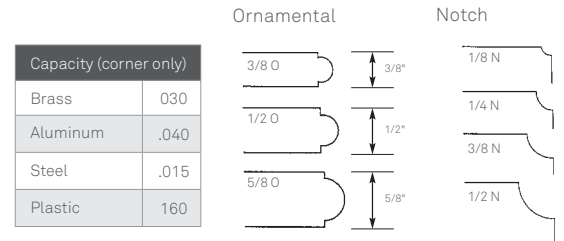
Lower shear blade (metal, plastic or combo)	36683
Upper plastic shear blade3	36685
Upper metal shear blade3	36684
Upper combo shear blade3	36682

The CSC is a special corner cutting shears, featuring in option many different corners.

Part Number	Description - cornermate unit
32200	Manual (base only)
32201	Decorative 3/8
32202	Decorative 1/2
32203	Decorative 5/8
32204	Round 1/8
32205	Round 1/4
32206	Round 5/16
32207	Round 3/8
32208	Round 1/2
32209	Scallop 1/4
32210	Scallop 3/8
32211	Scallop 1/2
32212	Notch 1/8
32213	Notch 1/4
32214	Notch 3/8
32215	Notch 1/2
32216	Hole punch 4 position unit
32217	Step 1/4
32218	Step 3/8
32219	Slot
32220	Ornamental 3/8
32221	Ornamental 1/2
32222	Ornamental 5/8

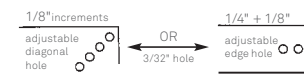
Resharps custom shapes available

Onecut Corner Shaper Sharpening Service
Corner shaper blade **36251**

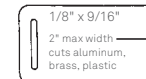


- Channel aluminum cutting table
 - Accepts cutting units 5/8" or smaller
 - Portable 9 1/2" L x 6" W x 4 1/2" H x 3lbs
- (shapes shown are not actual size)

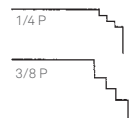
Hole Punch



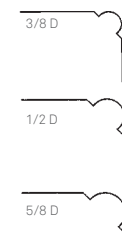
Slot



Step



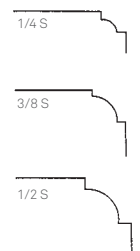
Decorative



Round



Scallop



Chips collector



A must-have accessory that keeps the machine clean and the job easier to engrave. Helps keep the workplace tidy.

Compact

IS machines

	Compact chip collector (A)	IS machines chip collector (B)
Size - LxWxH (mm/inches)	155 x 100 x 180 (6" x 4" x 7")	290 x 290 x 540 (11.4" x 11.4" x 21")
Weight (kg/lbs)	1.3 kg / 2.8 lbs	23 kg / 50 lbs
Max. air flow (m³/h)	20	25
Max. static pressure (kPa)	2.2	7.3
Compatible with	M20 - M40 - IS200	100 Series - 1000 Series