

SYSTEM BULLETIN

To: All Operations Employees

All Regions – Canada

Date: January 14, 2021

SUBJECT: Face Coverings In Locomotive Cab Q&A

Face coverings required as follows:

- At all times while inside the cab of a locomotive and unable to maintain 2m/6ft separation

Exception: Face coverings may be temporarily removed only while eating in locomotive and 2m/6ft separation is not possible.


Locomotive Cab Seating/Distances:

Model	Engineer – Conductor	Engineer – Helper	Conductor - Helper
GE	82	54-58 **	32-36 **
SD70ACU	86	60 **	32 **
GP20 /SD30	80	80	30 **
GP38 / SD40 /SD60	87	85	30 **

** Face Covering required

Note: All values are in inches, seat center to seat center

Locomotive GE AC4400CW / ES44AC (8500, 8600, 9500, 9600, 9700, 9800, CEFX1000 series)




Locomotive GE AC44CWM / ES44AC (8000, 8100, 8200, 8700, 8800, 8900, 9300 series)




Locomotive SD70ACU (7000 series)



Locomotive GP20 / SD30 (2200, 2300, 5000 series)



Locomotive EMD GP38, SD40, SD60 (3000, 3100, 4400, 4500, 7300, 5700, 5800, 5900, 6009, 6200, 6300 Series)



Q: While seated in the cab of the locomotive, am I required to wear a face covering?

A: Yes, you must wear a face covering while seated in the cab of a locomotive unless you maintain at least 2m/6ft separation from any other people in the locomotive.

Q: As a Conductor, I'm required to leave the locomotive and line a yard track switch. Must I put on a mask to leave my seat and exit the locomotive cab?

A: Yes, all people in the locomotive must put on a face covering when not physically separated by at least 2m/6ft.

Q: As the Locomotive Engineer, I want to get up and retrieve my lunch from the refrigerator. Do I need to put on a face covering before getting my lunch?

A: Yes, anytime you leave your seat all people in the locomotive must wear a face covering when you can not physically distance by at least 2m/6ft.

Q: If a trainee is in the locomotive cab in the middle seat, do all crew members need to wear a face covering at all times?

A: Yes, all crew members in the locomotive must wear a face covering at all times when unable to maintain 2m/6ft distance. The face mask may only be temporarily removed while eating, others in the cab would have to wear their face masks at this time if they are unable to maintain 2m/6ft distance.

Will we all go Home Safe; working safely together.

