


Finished size of 54" x 54"

**Fabric Requirements:**

Background – 3/4 yard (medium to large scale appropriate)



Medium Light – 1 1/3 yard OR 1/3 yard of 4 to 5 fabrics (medium to small scale)



Medium Dark – 1 1/8 yard (medium to large scale appropriate)



Dark – 1 1/2 yard (smaller scale designs best)



Border and Binding – 1 1/4 yard (medium to large scale appropriate)



Make sure there is plenty of contrast between all of the fabrics, use any scale print you like. Use a different unique color for each of the fabrics. Non-directional fabrics are easiest to use.

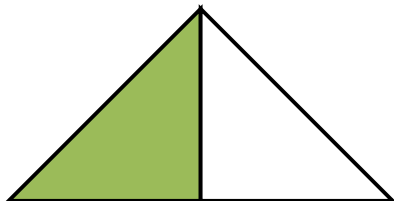
Piece using 1/4" seam allowances unless otherwise directed. Press seams open, as arrows indicate, or to the dark if you prefer.

**Clue #1:**

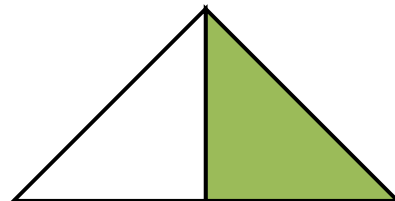
From the Background, cut: 6 squares, 10 1/4" x 10 1/4", bisect each square twice for 24 triangles.

From the Medium Dark, cut: 6 squares, 10 1/4" x 10 1/4", bisect each square twice for 24 triangles.

Piece Background triangles to the Medium Dark triangles to make one large triangle. Make twelve that have the background on the right and twelve that have the background on the left.



Make 12



Make 12