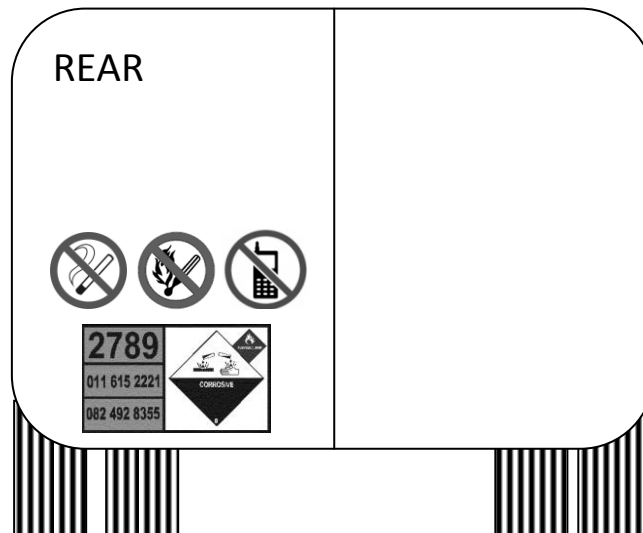
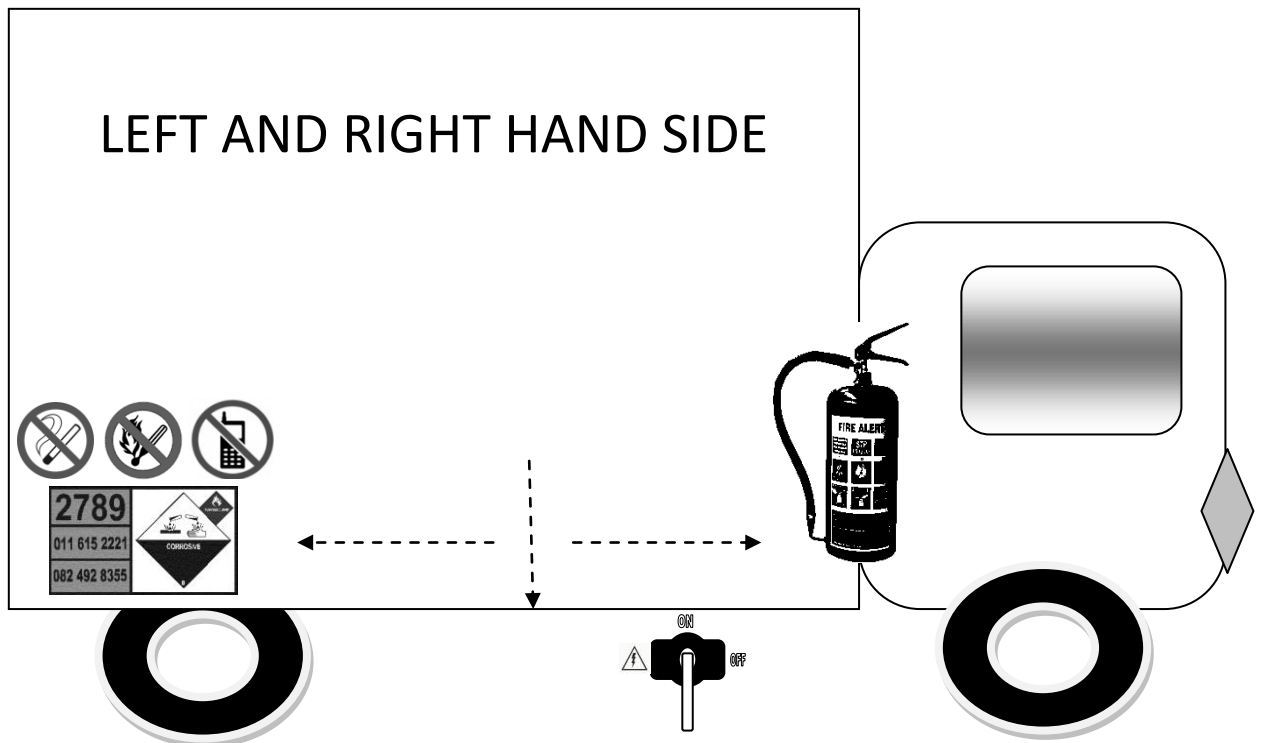
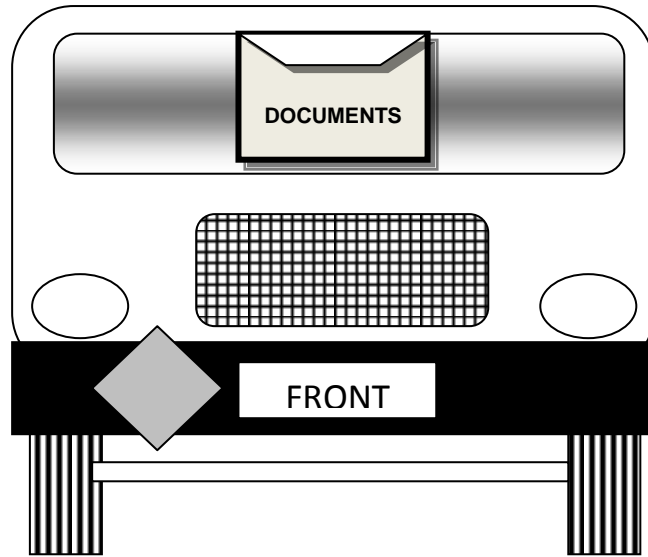


DANGEROUS GOODS VEHICLE INSPECTION CHECKLIST

The following checklist applies to all goods vehicles (including LDV's) which may be carrying any form of Dangerous Goods in quantities exceeding the list of Exempt Quantities found in Table C1. SANS 10231:2014

SINGLE LOADS

1.	<p>Check if substance carried, if any, is listed as a Hazardous Substance and has a UN No:.....</p> <p><i>NOTE: If vehicle is empty and clean with no spillage, then all signage must be reversed or removed, and all documents taken out of the Designated Space in the cab. If vehicle is carrying empty drums or gas cylinders then the vehicle is still regarded as LOADED with Dangerous Goods.</i></p>	
2.	<p>If substance DOES have a UN No, ask driver for the Dangerous Goods Declaration (DGD) or invoice</p>	
3.	<p>Check the quantity of substance loaded in the truck at that moment and ascertain whether the amount of those goods is <u>more</u> or <u>less than</u> the Exempt Quantity found in Table C of SANS 10231</p>	
4.	<p>If the quantity of goods (including the volume of empty tanks, drums or gas cylinders) exceeds the Exempt Quantity, either in kilograms or litres then the goods carried are “Dangerous Goods”</p>	
5.	<p>Now check whether “Operator Card” category on heavy motor vehicles reads “D” or “D, G” If not, operator can be fined on a section 341 Notice of Intended Prosecution (NIP)</p>	
6.	<p>Check whether an Orange Warning Diamond is displayed on the front of the loaded vehicle Any position allowed under the bottom edge of the windscreen, left, middle or right hand side If not, operator or driver can be fined on a Section 341 NIP or Section 56 Notice to appear in Court</p>	
7.	<p>Check whether Placards / Panels / Boards are displayed on 3 sides (left, right and rear) in any position between front and rear but as close as possible to the floor level of the load area Only Tankers may permanently display these signs as they are never clean and empty. If not, operator or driver can be fined on a Section 341 NIP or Section 56 Notice to appear in Court</p>	
8.	<p>Check whether the necessary Safety Warning Signs (no smoking, no naked flame, no cell phones) are also displayed on three sides of the vehicle. These are permanent signs and not removed, even if the vehicle is not loaded with Dangerous Goods. If not, operator or driver can be fined on a Section 341 NIP or Section 56 Notice to appear in Court</p>	
9.	<p>Check whether the exterior battery pack has a steel or plastic cover over the battery terminals If not, operator or driver can be fined on a Section 341 NIP or Section 56 Notice to appear in Court</p>	
10.	<p>Check whether a “Battery Isolator Switch” or Battery Cut-Off Switch is fitted to the exterior of the vehicle, near to the battery box area (HMV) or right front corner / under driver's door (LDV). The “On” and “Off” position must be clearly marked on the switch, and must cut power to engine. If not, operator or driver can be fined on a Section 341 NIP or Section 56 Notice to appear in Court</p>	
11.	<p>Check whether a minimum of two (2) Dry Chemical Powder Fire Extinguishers (DCP) are fitted on both HMV's and LDV's, on the exterior of vehicle, one on left <u>and</u> one on right side, in quick-release brackets, at a 45°angle, and are easily accessible to driver. Check if service labels have not expired, are in good condition and that both extinguishers have sufficient pressure on pressure gauge. If not, operator or driver can be fined on a Section 341 NIP or Section 56 Notice to appear in Court</p>	
12.	<p>Check whether the driver has a Designated Space (Orange Document Holder) in the cab and that all relevant documents for the current load only are inside this space. The Designated Space must be mounted centre in the cab and accessible through the broken windscreen in an emergency. If not, operator or driver can be fined on a Section 341 NIP or Section 56 Notice to appear in Court</p>	
13.	<p>Check that the driver has a valid License & PrDP category “D” in his possession If not, operator or driver can be fined on a Section 341 NIP or Section 56 Notice to appear in Court</p>	
14.	<p>Check that driver has a Tremcard in the Designated Space specifically for the load carried. If not, operator or driver can be fined on a Section 341 NIP or Section 56 Notice to appear in Court</p>	
15.	<p>Check that driver has a Dangerous Goods Declaration (DGD) in the Designated Space. If not, operator or driver can be fined on a Section 341 NIP or Section 56 Notice to appear in Court</p>	
16.	<p>Check that the driver can provide proof of training attended within the last 12 months. If not, operator or driver can be fined on a Section 341 NIP or Section 56 Notice to appear in Court</p>	



DANGEROUS GOODS VEHICLE INSPECTION CHECKLIST

The following checklist applies to all goods vehicles (including LDV's) which may be carrying any form of Dangerous Goods in quantities exceeding the list of Exempt Quantities found in Table C1. SANS 10231:2010

MIXED LOADS

1.	<p>Check if vehicle is loaded with more than one substance with a UN No:.....</p> <p><i>NOTE: If vehicle is empty and clean with no spillage, then all signage must be reversed or removed, and all documents taken out of the Designated Space in the cab. If vehicle is carrying empty drums or gas cylinders then the vehicle is still regarded as LOADED with Dangerous Goods.</i></p>	
2.	<p>If substances DO have UN No's, ask driver for the Dangerous Goods Declaration (DGD) or invoice</p>	
3.	<p>Check the quantity of substances loaded in the truck at that moment and perform the MIXED LOAD CALCULATION $A=Q \times F$ as per SANS 10231 (see attached page for formula worksheet)</p>	
4.	<p>If the sum total of goods (including the volume of empty tanks, drums or gas cylinders) exceeds the total of 1000, either in kilograms or litres then the goods carried are a "MIXED LOAD". Check that goods are COMPATIBLE as per Compatibility Chart.</p> <p><i>If goods not compatible, operator or driver can be fined on a Section 341 NIP or Section 56 Notice to appear in Court</i></p>	
5.	<p>Check whether "Operator Card" category on heavy motor vehicles reads "D" or "D, G"</p> <p><i>If not, operator can be fined on a section 341 Notice of Intended Prosecution (NIP)</i></p>	
6.	<p>Check whether an Orange Warning Diamond is displayed on the front of the loaded vehicle</p> <p>Any position allowed under the bottom edge of the windscreen, left, middle or right hand side</p> <p><i>If not, operator or driver can be fined on a Section 341 NIP or Section 56 Notice to appear in Court</i></p>	
7.	<p>Check whether Mixed Load Placards / Panels / Boards are displayed on 3 sides (left, right and rear) in any position between front and rear but as close as possible to the floor level of the load area. Only Tankers may permanently display these signs as they are never clean and empty.</p> <p><i>If not, operator or driver can be fined on a Section 341 NIP or Section 56 Notice to appear in Court</i></p>	
8.	<p>Check whether the necessary Safety Warning Signs (no smoking, no naked flame, and no cell phones) are also displayed on three sides of the vehicle. These are permanent signs and not removed, even if the vehicle is not loaded with Dangerous Goods.</p> <p><i>If not, operator or driver can be fined on a Section 341 NIP or Section 56 Notice to appear in Court</i></p>	
9.	<p>Check whether the exterior battery pack has a steel or plastic cover over the battery terminals</p> <p><i>If not, operator or driver can be fined on a Section 341 NIP or Section 56 Notice to appear in Court</i></p>	
10.	<p>Check whether a "Battery Isolator Switch" or Battery Cut-Off Switch is fitted to the exterior of the vehicle, near to the battery box area (HMV) or right front corner / under driver's door (LDV). The "On" and "Off" position must be clearly marked on the switch, and must cut power to engine.</p> <p><i>If not, operator or driver can be fined on a Section 341 NIP or Section 56 Notice to appear in Court</i></p>	
11.	<p>Check whether a minimum of two (2) Dry Chemical Powder Fire Extinguishers (DCP) are fitted on both HMV's and LDV's, on the exterior of vehicle, one on left <u>and</u> one on right side, in quick-release brackets, at a 45° angle, and are easily accessible to driver. Check if service labels have not expired, are in good condition and that both extinguishers have sufficient pressure indicated as per pressure gauges.</p> <p><i>If not, operator or driver can be fined on a Section 341 NIP or Section 56 Notice to appear in Court</i></p>	
12.	<p>Check whether the driver has a Designated Space (Orange Document Holder) in the cab and that all relevant documents for the current load only are inside this space. The Designated Space must be mounted centre in the cab and accessible through the broken windscreen during an emergency.</p> <p><i>If not, operator or driver can be fined on a Section 341 NIP or Section 56 Notice to appear in Court</i></p>	
13.	<p>Check that the driver has a valid License & PrDP category "D" in his possession</p> <p><i>If not, operator or driver can be fined on a Section 341 NIP or Section 56 Notice to appear in Court</i></p>	
14.	<p>Check that driver has a Tremcard in the Designated Space specifically for the load carried.</p> <p><i>If not, operator or driver can be fined on a Section 341 NIP or Section 56 Notice to appear in Court</i></p>	
15.	<p>Check that driver has a Dangerous Goods Declaration (DGD) in the Designated Space.</p> <p><i>If not, operator or driver can be fined on a Section 341 NIP or Section 56 Notice to appear in Court</i></p>	
16.	<p>Check whether driver can show "proof of training" for dangerous goods, attended within the last 12 months.</p> <p><i>If not, operator or driver can be fined on a Section 341 NIP or Section 56 Notice to appear in Court</i></p>	

MIXED LOAD FORMULA

“A = Q X F”

where “Q” is the actual quantity loaded on the vehicle and “F” is the factor for the specific UN Number of each substance.(Note which Packing group, either I, II, or III

	A1	A2	A3
Q			
F			
= A	=	=	=

	A4	A5	A6
Q			
F			
= A	=	=	=

Now add the totals above to get a total figure.

A1	+	A2	+	A3	+	A4
	+		+		+	
A5	+	A6	+	A7	=	TOTAL
	+		+		=	
MORE OR LESS THAN 1000?					YES	NO

