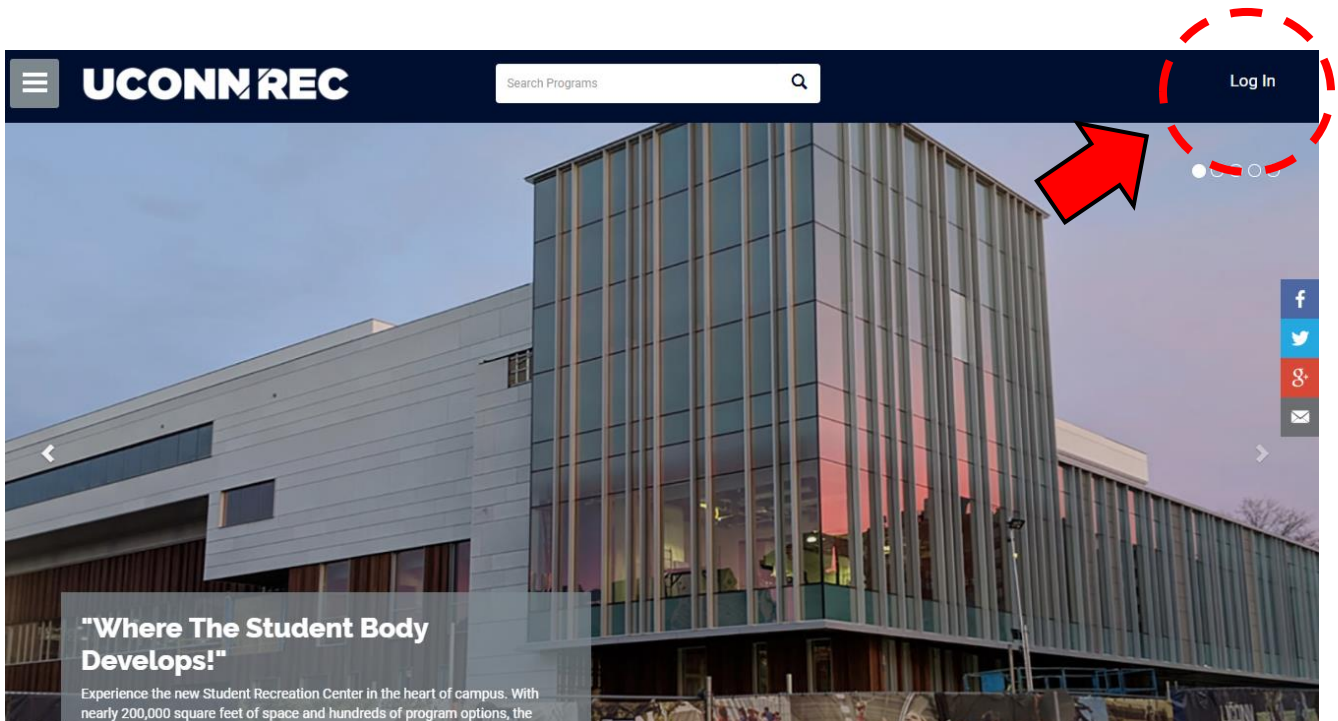




## How to Join a Club Sport

1. Go to [myrec.uconn.edu](https://myrec.uconn.edu)
2. Click Log In in the upper right corner of the page




3. Create a new account or sign in using your existing credentials:

[Help](#) ×

## Sign In


UConn Students or Employees use the NetID button directly below. Community patrons please use the email/username box.

 **Students & Employees NetID Login**

OR

Community members log in here:

Next

 Don't have an account? **Sign Up**

#### 4. Complete the steps to register

## Register

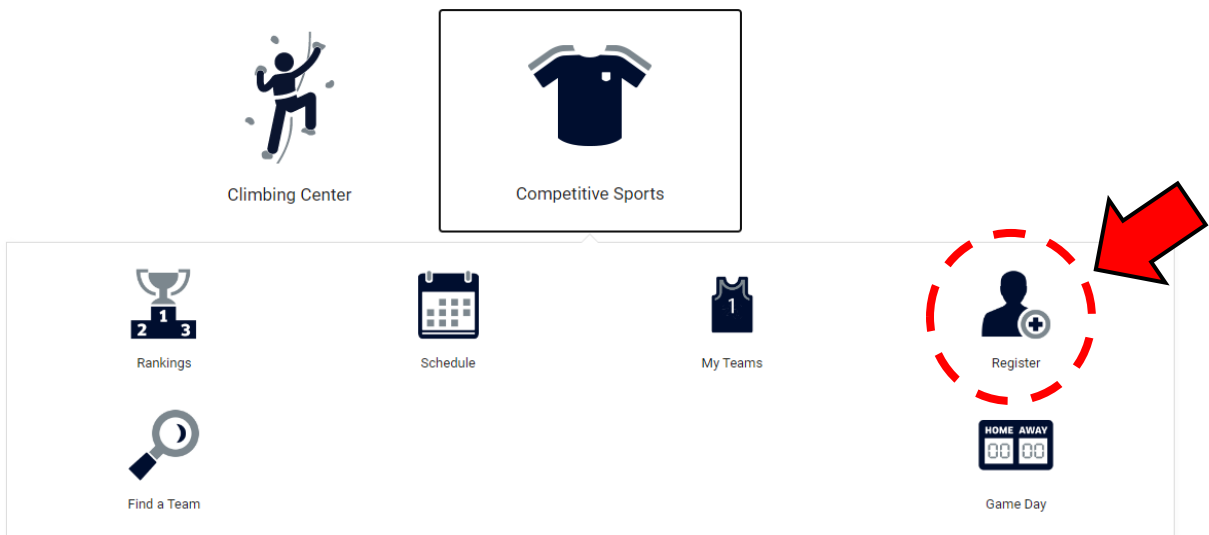
Create a new user account

Name*	<input type="text" value="First Name"/>	<input type="text" value="Last Name"/>
Desired Username*	<input type="text" value="Desired User name"/>	
Password*	<input type="password" value="Password"/>	
Confirm Password*	<input type="password" value="Confirm Password"/>	
Email Address*	<input type="text" value="Email Address"/>	
Member Information	<input type="text" value="ID Number"/>	
Date of Birth	<input type="text"/>	<input type="text"/>
Gender	<input type="text"/>	

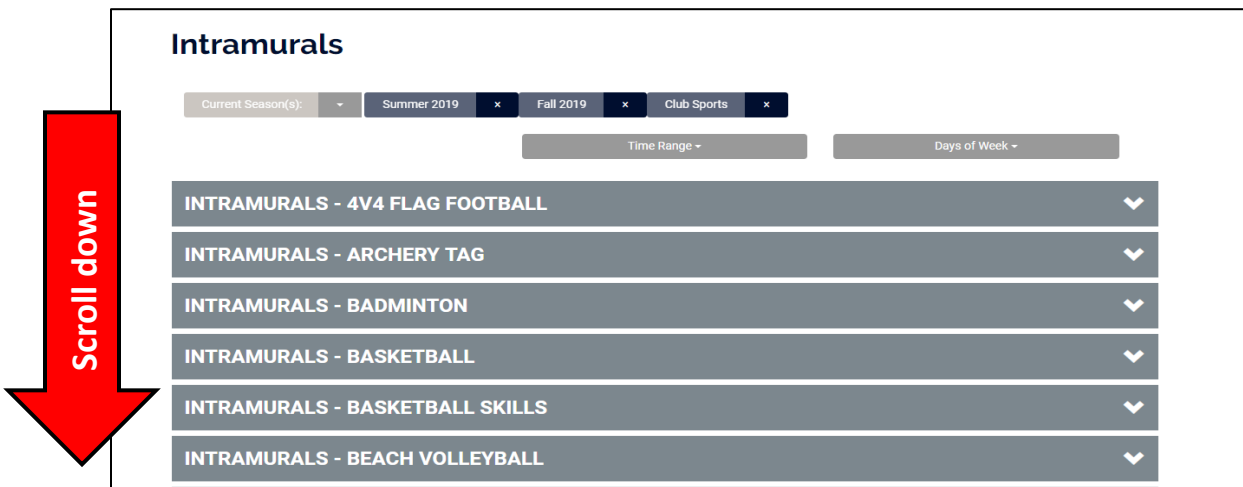
5. Once registration is complete, check email and click on link to verify account and log-in
6. After logging in, scroll down the home page and click on the “Competitive Sports” icon



7. Click on the “Competitive Sports Registration” Icon



8. Once you are on the main page, scroll down until you see the Club Sport offerings (Club Teams are listed after all of the Intramural Teams)



9. Select your Club Sport from the list



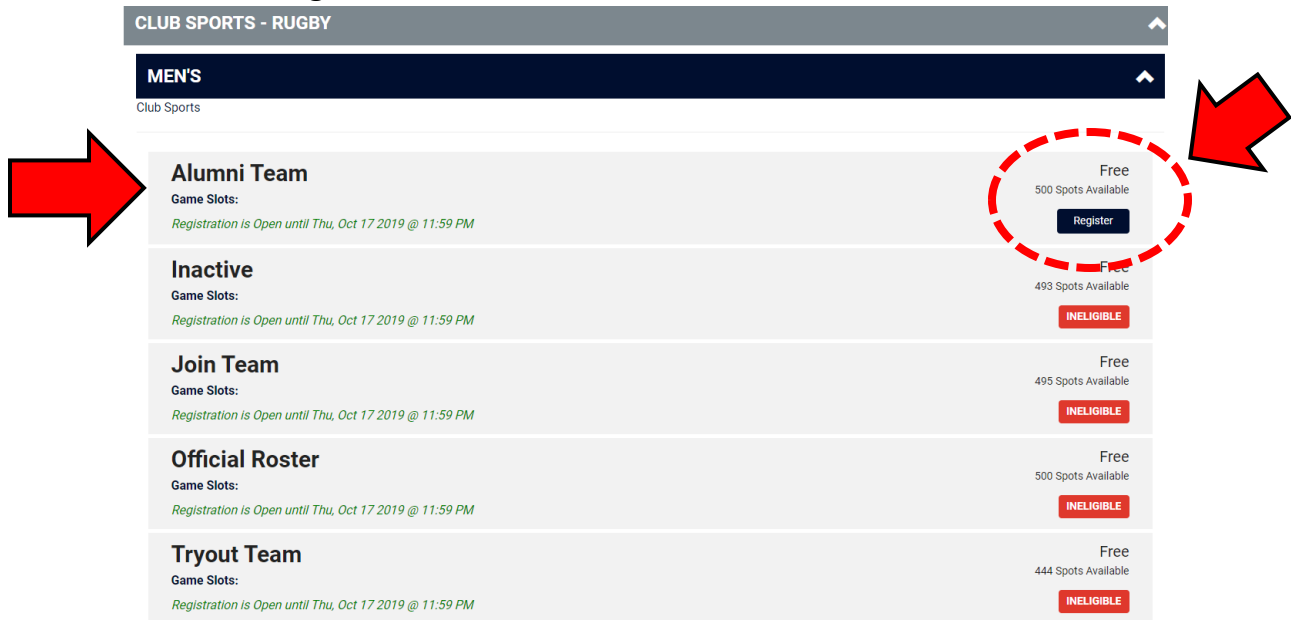
a. If the sport only has 1 gender (i.e. Co-Rec), click on that sub-icon



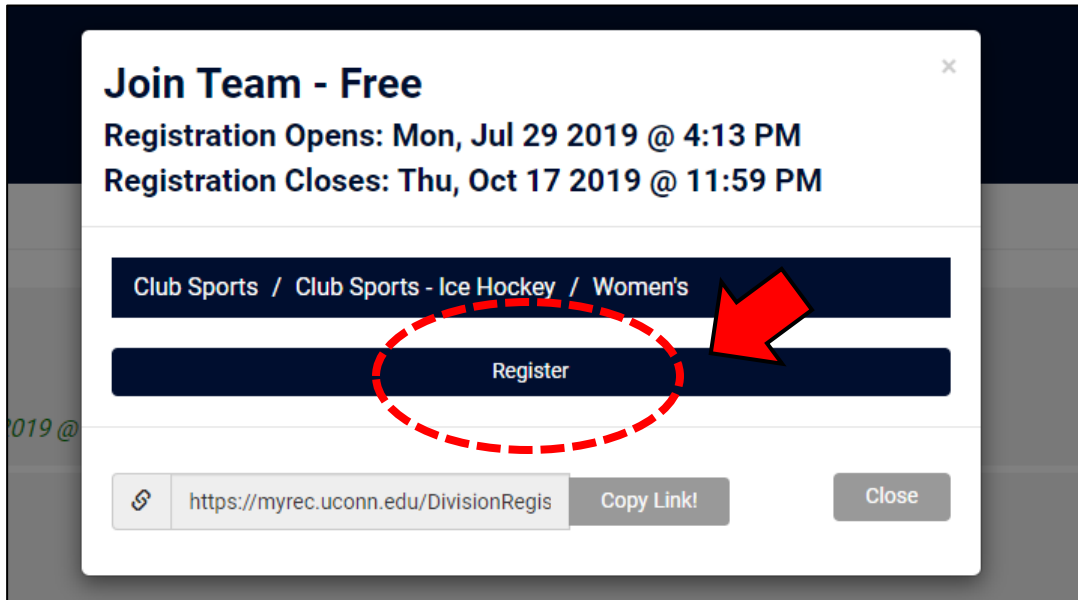
b. If the sport has 2 genders (i.e. Men's and Women's), click on the appropriate gender



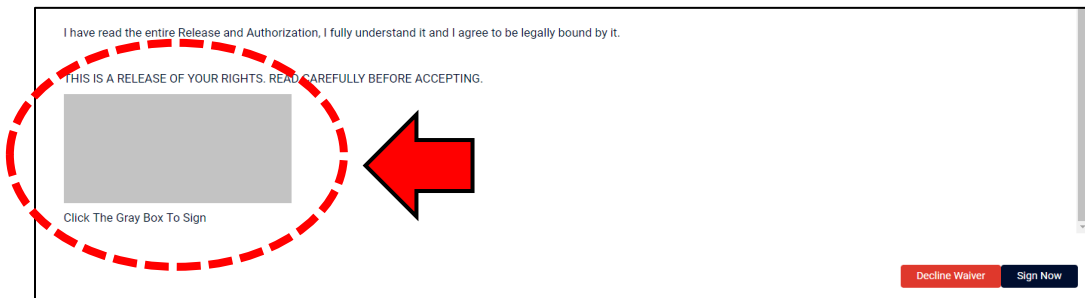
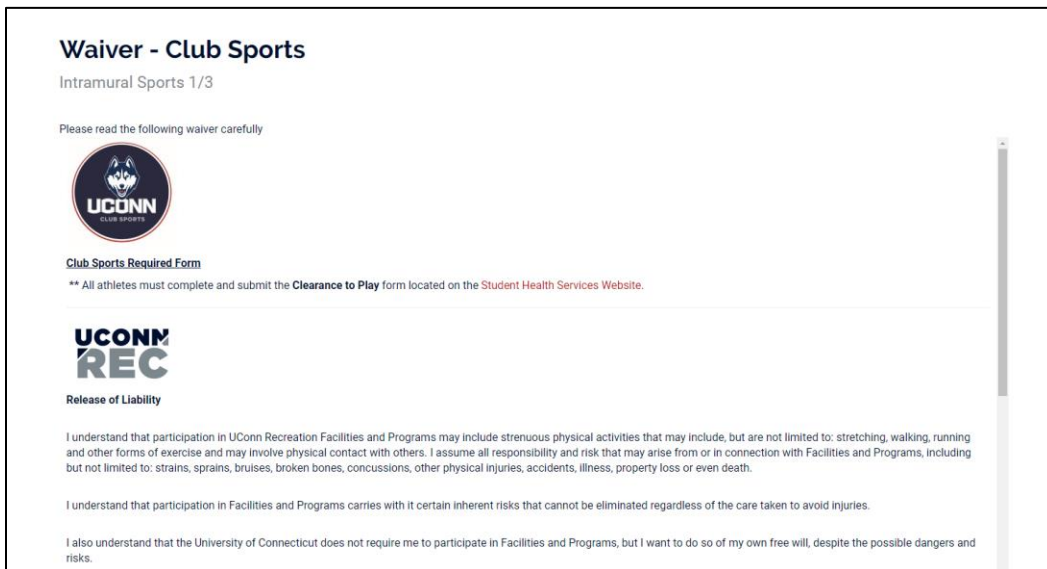
10. Click the "Register" box under "Alumni".



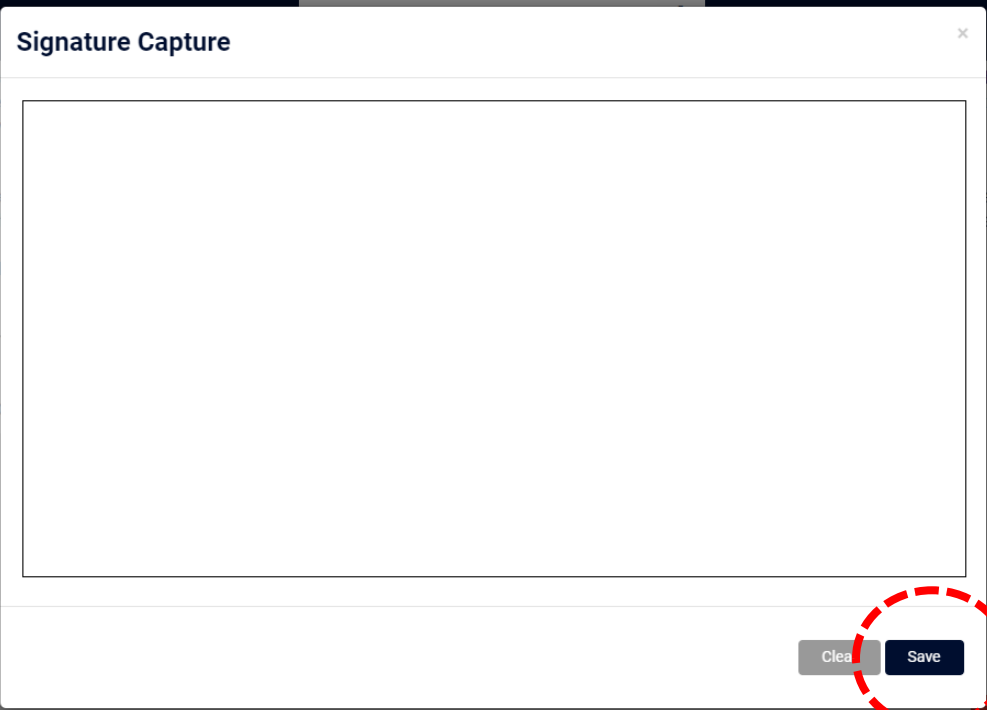
11. Click the "Register" button



12. Review the THREE required waivers and sign name at the bottom of each form by clicking on the gray box and submit by clicking "Sign Now"




**Signature Capture**



A dialog box titled "Signature Capture" with a large empty rectangular area for a signature. At the bottom right, there are two buttons: "Clear" and "Save". The "Save" button is circled in red, and a red arrow points to it from the right.


I have read the entire Release and Authorization, I fully understand it and I agree to be legally bound by it.

THIS IS A RELEASE OF YOUR RIGHTS. READ CAREFULLY BEFORE ACCEPTING.



Click The Gray Box To Sign

Decline Waiver Sign Now



The "Sign Now" button is circled in red, and a red arrow points to it from the right.

13. Provide/update necessary Emergency Contact Info and click "Continue"


**Please provide the following information**

**Emergency Contacts**

First Name	Last Name	Home	Mobile	Email	
[Redacted]	[Redacted]	[Redacted]	[Redacted]	[Redacted]	Delete

Add a new Emergency Contact

Cancel Continue



The "Continue" button is circled in red, and a red arrow points to it from the right.

14. Fill out Medical History Form and click "Continue"

15. On the next page, you will receive confirmation of joining the team

Registration is completed successfully!

Team Details

## Laura Pitz

Club Sports - Ice Hockey / Women's / Join Team




Uniform Color:

Game Times: No Games Slots found

Status: Free [View Team Games](#)

Roster **Pending Roster**

[Add Player](#)

	Laura Pitz	Captain/Player		
---	------------	----------------	---	---

You are now signed up for your Alumni Team.

**Questions? Call UConn Recreation at (860) 486-6514**