


Room on the Broom

Writing Prompt & Sequencing Craft



Check out the other Halloween & Julia Donaldson products in my TPT store!



PENCILS  to PIGTAILS



Dear Beloved Teacher,

This is one of my very favorite Halloween books. The kids absolutely love the story and Julia Donaldson's attention to rhyme and rhythm is like no other!

If you haven't already, make sure you add Room on the Broom to your classroom library. Students also love to see the movie. (At the time I'm writing this, it is available for free on Amazon Prime!)

I like to use a long piece of construction paper and cut it to make 5 long broom handles. I barely round the edges of a yellow sheet and students cut the bottom to look like an actual broom. (See example.)

If you enjoy this product, I have lots of other great Halloween products and also book studies to go along with Julia Donaldson books.

I would love for you to follow me on Instagram and on Teachers Pay Teachers by clicking the green star beside my store name.


I hope you enjoy this product as much as my students and I do. Please remember to leave feedback in my TPT store. I would love to hear if this resource helped you!



Hilary Statum

www.pencilstopigtails.com

THE HALLO-WIENER
ELA, Math, Crafts, & More!



Prek- 1st Grade



Halloween FILE FOLDER GAMES
Prek- 1st Grade



PERFECT for morning work, centers, small groups, and more!



THE CHOCOLATE CHIP GHOST
Stem, ELA, & Math



Prek- 1st Grade



5 LITTLE PUMPKINS
Stem, ELA, & Math



Prek- 1st Grade




Photo Example

MY BEST-SELLING HALLOWEEN RESOURCE!

GRUFFALO Craftivity
+ ELA & Math Resources!



- Gruffalo Crumble
- Footprint Measurement
- Letter to Parents
- Adorable Craftivity & Writing Prompts
- Paper Bag Templates
- Gruffalo Play Dough & MORE!









THE GIANT JUMPEREE
Sequencing, Retell, Writing, & More!







Name: _____

Room on the Broom

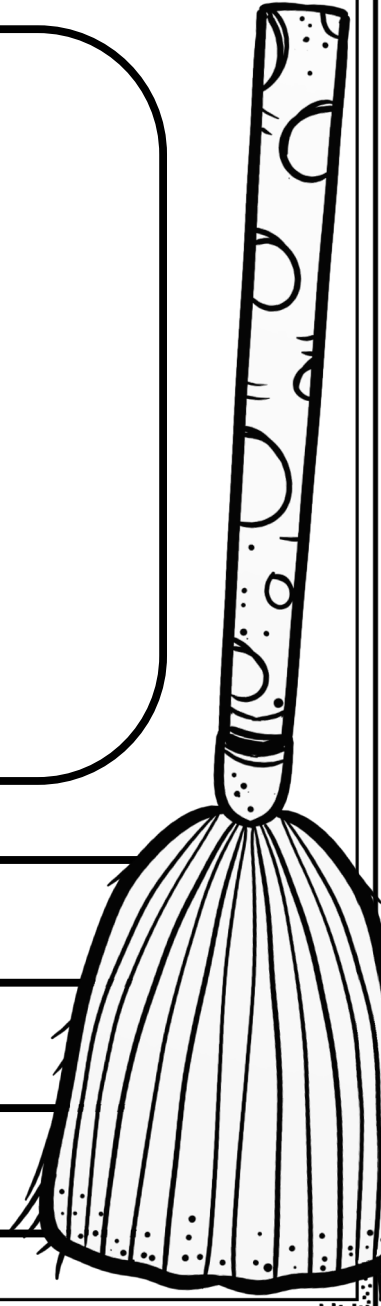



Color, cut out, and glue the characters in the correct order to sequence the events.






Name: _____



Room on the Broom



A large, rounded rectangular box with a thick black border, containing several horizontal lines for writing. The lines are spaced evenly and extend across most of the width of the box.



Color and cut out. Students glue these in order on the broom.



Cut out and glue in order on the broom. (I use this colored version to make my sample!)

cat

witch

frog

dog

bird

Room
on the
Broom

cat

witch

frog

dog

bird

Room
on the
Broom

1 page per 2 students - Ask students to cut out and label each character on the broom.

witch

cat

dog

frog

bird

Room
on the
broom

witch

cat

dog

frog

bird

Room
on the
broom

1 page per 2 students - Ask students to trace, cut out, and label each character on the broom.

FIND
EVERYTHING
YOU NEED IN
MY TPT STORE!



TERMS OF USE

- All pages are copyrighted and not to be shared with anyone in any way.
- You are permitted to share the cover page on social media if you link back to my TPT store.
- Make sure to follow me on TPT by clicking the star next to my store name to hear about future freebies & exciting new products!

THANK YOU FOR
SHARING YOUR
TALENT!

