



# **SITE WIDE FLOORING**


## **BRAVO HYBRID**

1800 x 226 x 8mm





**CALEX**  
801



**WINTER**  
802



**HESSIAN**  
803



**BREEZE**  
804



**SADDLE**  
805



**COTTAGE**  
806



**INCA**  
808




**SMOKE**  
809




**ARDESIA**  
810



**STORM**  
811



**BLACKBUTT**  
812



**SPOTTED GUM**  
813

# CARE & MAINTENANCE.

## Preventative tips.

- Regularly sweep using a soft broom and/or vacuum with soft bristles to remove accumulated dust and debris. Ensure all the brushes are in good condition.
- Place exterior entry door mats to reduce dirt and debris from coming into the house. This will help avoid surface scratches from shoes and may prevent damage from occurring. Clean and vacuum door mats, rugs and also the undersides.
- It is best practice to clean up any spills or standing liquids on the floor immediately.
- Mop as needed using a dry or dampened microfibre mop and use cleaner approved products for use on hard floors. Follow manufacturers cleaning instructions.
- Use felt protectors or other protective devices under furniture feet, legs and glides. Particularly items that are frequently moved such as dining chairs. Be sure to keep the pad protectors free of abrasive dirt or debris, and periodically check and change them.
- Any furniture with casters wheels should have the widest available, non-staining rubber casters. Check the condition of all the castor wheels or rollers on your furniture or chairs before setting them on your flooring and replace any worn ones.
- Use protective clear vinyl floor mats underneath office chairs.
- Use non-staining rugs and mats to help minimise spreading of dirt and debris.
- The UV rays from direct sunlight can cause a change in colour of your flooring. Rearranging rugs and furniture periodically make colour changes less apparent. Sun filtering curtains or blinds on windows and doors can be used to prevent direct sunlight.
- Keep pet's nails trimmed and paws clean and free of dirt.
- Remove shoes with spiked or damaged heels before walking on the floor.
- Maintain normal interior humidity (relative humidity) between 40 % and 55 % all year long. Use a humidifier or dehumidifier if necessary.
- Temperatures after installation should be kept between 5°C and 38°C.

## Tips to avoid.

- DO NOT use products that may leave a residue which could make the floor slippery or sticky and will cause your floor to appear dull. It is recommended to test any new cleaning products in low visible areas before use, as these products could damage the flooring, leave a discolour residue, cause swelling and warping.
- DO NOT use cleaning methods or products not designed for your type of flooring such as scouring pads or cleaners that may contain abrasives, oil soaps, waxes, lemon oil, Tung oil, bleach, vinegar, floor finishes shines & polishes, ammonia or silicone.
- DO NOT use scouring powder products, steel wool or abrasives wipes.
- DO NOT wet mop (wet mop = traditional mop & bucket of water method).
- AVOID using steam mops.
- AVOID indoor mats or rugs with rough or abrasive backing and avoid synthetic rubber, vinyl or latex backing as they may cause discoloration or staining to the surface.
- AVOID dragging heavy objects or furniture across the floor. Appliances or furniture should be lifted and carefully walked into place.

# WARRANTY GUIDE.

## General Conditions.

This general warranty or parts thereof are subject to exclusions and limitations.

This warranty applies to the original purchaser of the product, installed at the original site and is non transferable. The purchaser must keep the original receipt as proof of purchase. If a problem occurs which is covered by this warranty, the purchaser must contact the reseller within two (2) days of detecting the issue. A Manufacturer representative holds authorisation to accept or refuse a warranty claim.

Manufacturer reserves the right to designate a representative to inspect the flooring and/or remove samples for analysis prior to accepting or refusing any claim. No repairs, except for urgent exemptions may be made or until approved by Manufacturer.

Under no circumstances will the value of a warranty claim exceed the original purchase price of the product. National Select Floors reserves the right at any time to modify or discontinue any of its products and will not be liable because of such change. If the original product is no longer available, National Select Floors may substitute with a reasonably comparable product.

## Australian consumer law.

Products by Manufacturer are provided with limited performance warranties that cannot be excluded under Australian Consumer Law. Entitlements to include replacement or repairs for a major failure and for compensation for any other reasonably foreseeable loss or damage as determined by Manufacturer, at its sole discretion. This is provided that a professional installer was used and was fully paid when the product was originally installed.

## Installation & Maintenance provisions.

Products must be installed in accordance with National Select Floors installation guidelines and in conjunction with the care & maintenance guide.

## Replacement & Repairs.

Manufacturer reserves the right to repair any product or use its own tradesperson to conduct repairs. If a fault covered by this warranty appears during the warranty period, Manufacturer, at its sole discretion, repair or replace the faulty product. The replacement product is warranted for the remainder of the original warranty period.

If Manufacturer repairs or replaces a product as a result of a warranty claim, the customer is required to remove, store, and replace all fixtures, furnishings and any items placed over the affected areas subsequent to the original installation. These costs are the consumers responsibility.

## Finish warranty coverage.

Manufacturer warrants against lack of finish adhesion (surface coating) from the date of purchase. The surface wear claims must be readily visible from standing eye-level distance (approx. 180cm), measuring at least 6.5 sq cm. Wear-through at the edges is excluded from the warranty. This applies to Residential and Commercial warranties.

## 15 year Limited Commercial Warranty.

Commercial warranty applies to areas that are considered as having light and moderate traffic including private offices, retail outlets, bistros, hotel guest rooms, meeting rooms, multi-housing common areas. This warranty also applies to residential rental properties. Subject to exclusions and limitations.

## 25 year Limited Residential Warranty.

Residential warranty applies to products intended for installation in owner-occupied, residential premises, single-family homes, duplex homes, apartment units, granny flats, townhouses. Flooring must be in a residential setting under normal residential traffic conditions and with proper care and maintenance (See Care and Maintenance). Residential rental properties fall under the commercial warranty. Subject to exclusions and limitations.