

DOOR EDGE DETAIL SHAPER CUTTERS

MINI-PRO cutters

- 3 wing • 2-15/16" diameter
- 3/4" bore • 1" wide tips

PRO-LINE cutters

- 3 wing • 4" diameter
- 1-1/4" bore • 1" wide tips

All of these wood samples are full scale as shown. Whether it is a 30° back bevel, fingerpull, 3/8" offset, or flush overlay door, we offer a wide selection to choose from.


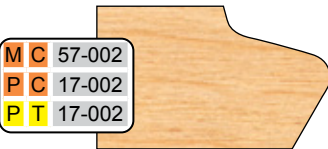
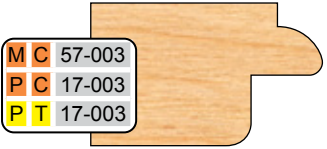

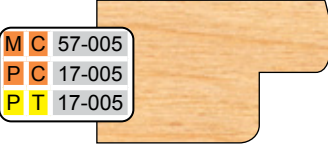
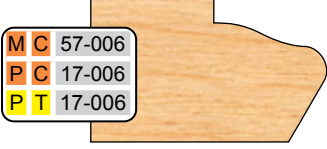

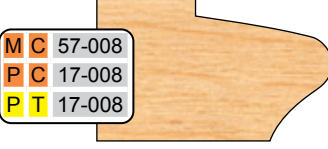
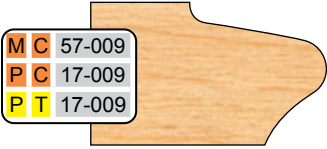
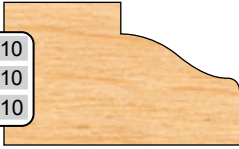
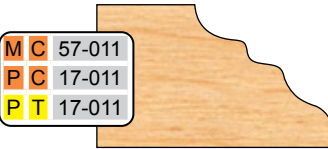
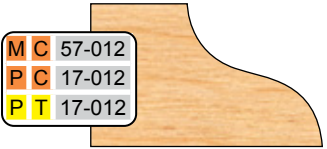







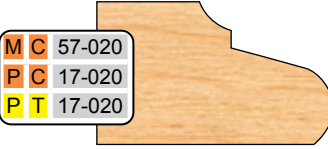
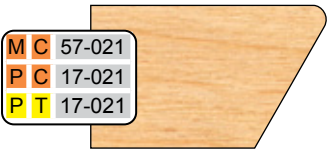

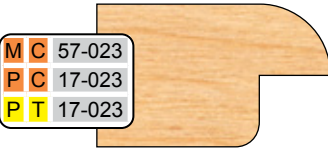

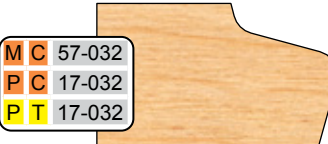
Counterclockwise rotation with wood fed face up.

To order custom profiles, see our Custom Made Tooling page in the back of the catalog.

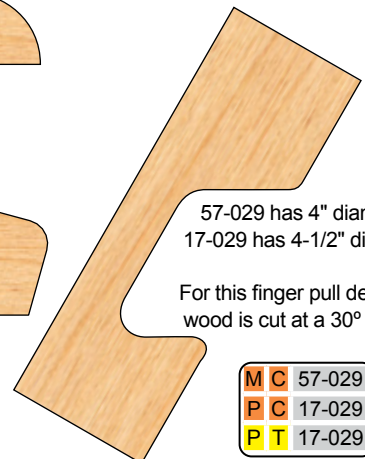


For opposite rotation, add 20% to the suggested list price.

Wood samples shown actual size.

 MC 57-001 PC 17-001 PT 17-001	 MC 57-002 PC 17-002 PT 17-002	 MC 57-003 PC 17-003 PT 17-003
 MC 57-004 PC 17-004 PT 17-004	 MC 57-005 PC 17-005 PT 17-005	 MC 57-006 PC 17-006 PT 17-006
 MC 57-007 PC 17-007 PT 17-007	 MC 57-008 PC 17-008 PT 17-008	 MC 57-009 PC 17-009 PT 17-009
 MC 57-010 PC 17-010 PT 17-010	 MC 57-011 PC 17-011 PT 17-011	 MC 57-012 PC 17-012 PT 17-012
 MC 57-013 PC 17-013 PT 17-013	 MC 57-014 PC 17-014 PT 17-014	 MC 57-015 PC 17-015 PT 17-015
 MC 57-016 PC 17-016 PT 17-016	 MC 57-017 PC 17-017 PT 17-017	 MC 57-018 PC 17-018 PT 17-018
 MC 57-019 PC 17-019 PT 17-019	 MC 57-020 PC 17-020 PT 17-020	 MC 57-021 PC 17-021 PT 17-021
 MC 57-022 PC 17-022 PT 17-022	 MC 57-023 PC 17-023 PT 17-023	
 MC 57-024 PC 17-024 PT 17-024	 MC 57-032 PC 17-032 PT 17-032	

Similar to 002 profile but .100 backout



57-029 has 4" diameter
17-029 has 4-1/2" diameter

For this finger pull detail, the wood is cut at a 30° incline.

MC 57-029
PC 17-029
PT 17-029

DOOR EDGE DETAIL BEVEL CUTTERS

MINI-PRO cutters

- 3 wing
- 3/4" bore • 1" wide tips

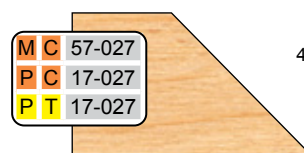
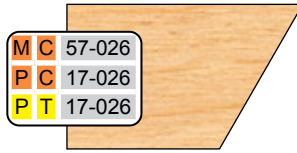
PRO-LINE cutters

- 3 wing
- 1-1/4" bore • 1" wide tips

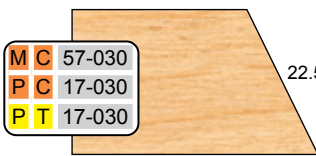
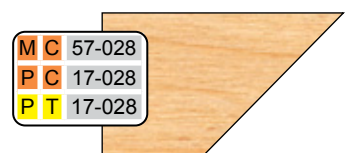
For a different angle or a wider bevel cutter than those shown, ask our custom cutter department for a quote (See inside back cover).



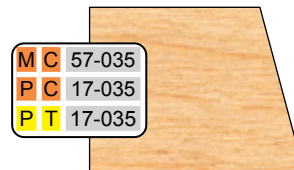
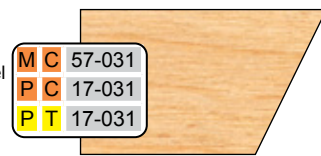
30° Bevel



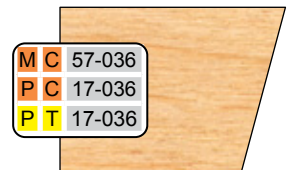
45 Bevel



22.5° Bevel



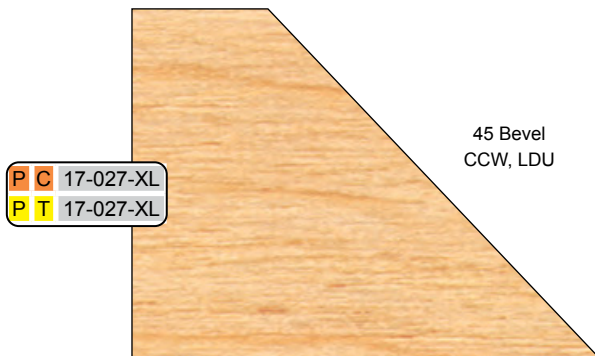
15 Bevel



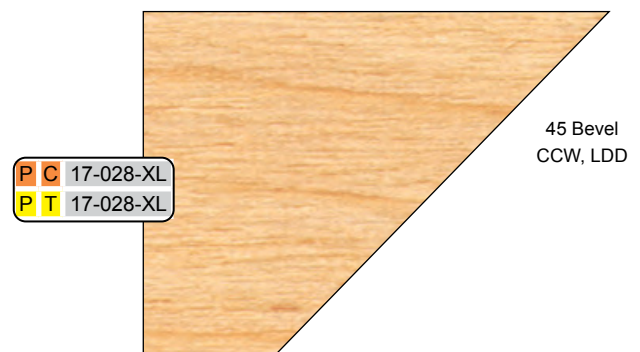
DOOR EDGE DETAIL XL BEVEL CUTTERS

PRO-LINE cutters

- 3 wing
- 1-1/4" bore • 1-3/4" wide tips



45 Bevel
CCW, LDU



45 Bevel
CCW, LDD

DOOR EDGE DETAILS (32MM HINGE SYSTEM)

MINI-PRO cutters

- 3 wing • 2-1/16" minor diameter
- 3/4" bore

PRO-LINE cutters

- 3 wing • 3-1/16" minor diameter
- 1-1/4" bore

Major diameter varies with depth of cut

Part number is for top cutter only.

Manufactured with 15° SHEAR to produce optimum cuts both with and across grain.

Counterclockwise rotation with wood fed face up.

Any top cutter is designed to nest and run with any bottom cutter.

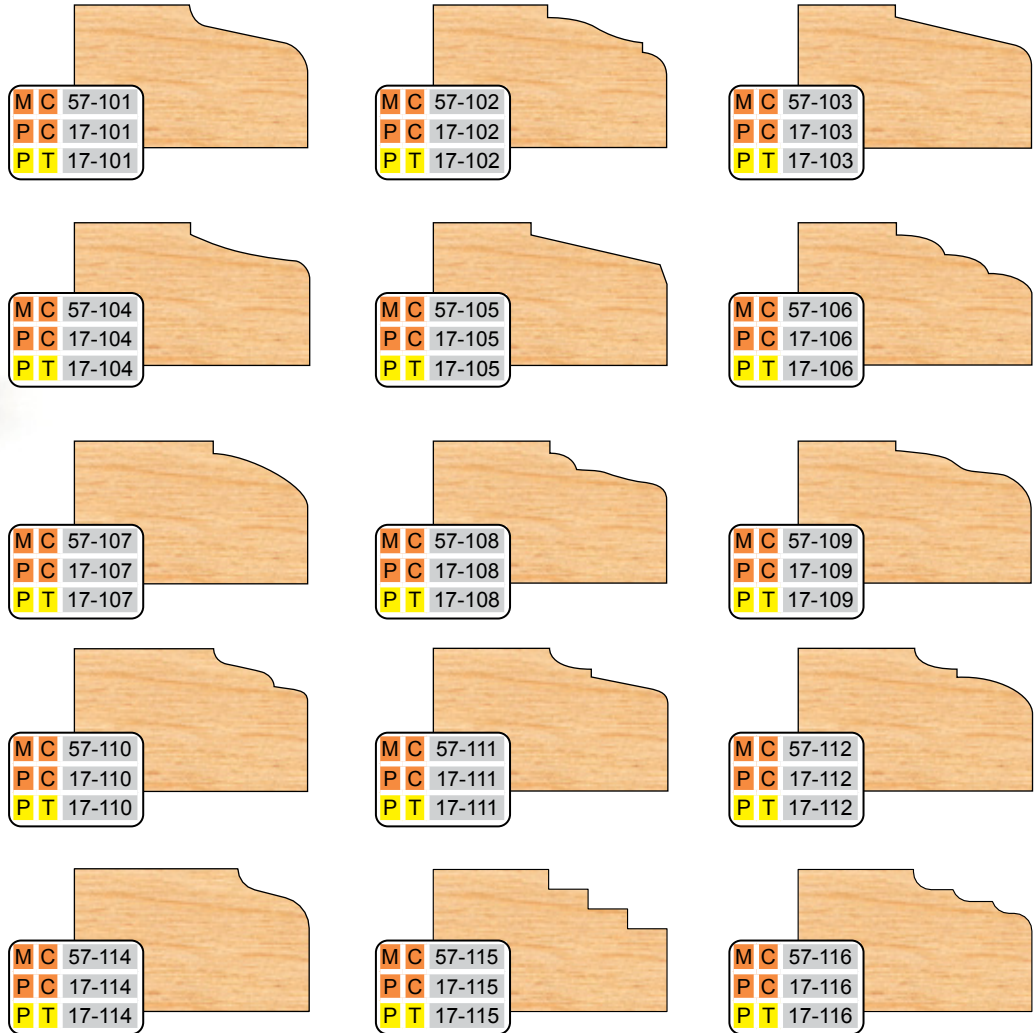


For opposite rotation, add 20% to the suggested list price.

To order custom profiles, see our Custom Made Tooling page in the back of the catalog. Same day quoting.

Wood samples shown actual size.

Top Cutter Profiles 3/4" to 7/8" material

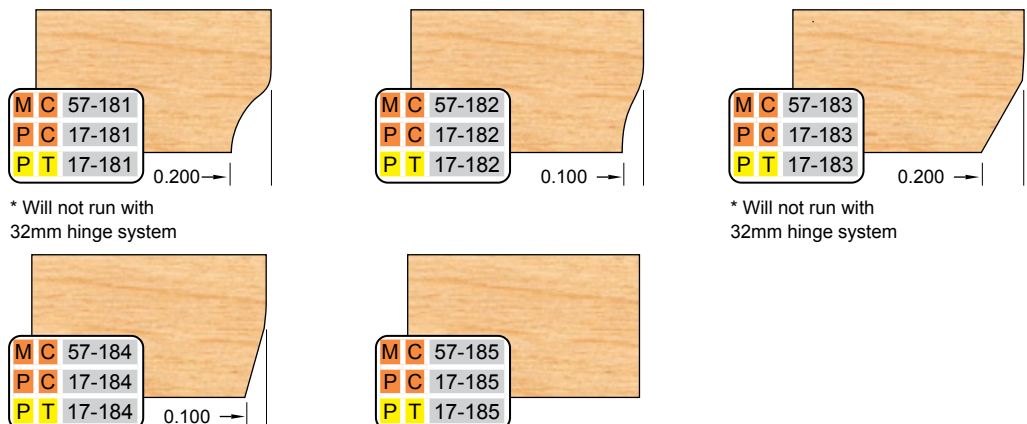


Bottom cutters for 32mm Hinge Systems are designed to nest and run with any top cutter listed.

Selection of bottom cutter should depend upon the distance of the bored hole for the hinge from the edge of the door.

Manufactured to the same specifications as all top cutters.

Bottom Cutter Profiles



* Will not run with 32mm hinge system

* Will not run with 32mm hinge system

DOOR EDGE DETAILS (32MM HINGE SYSTEM)


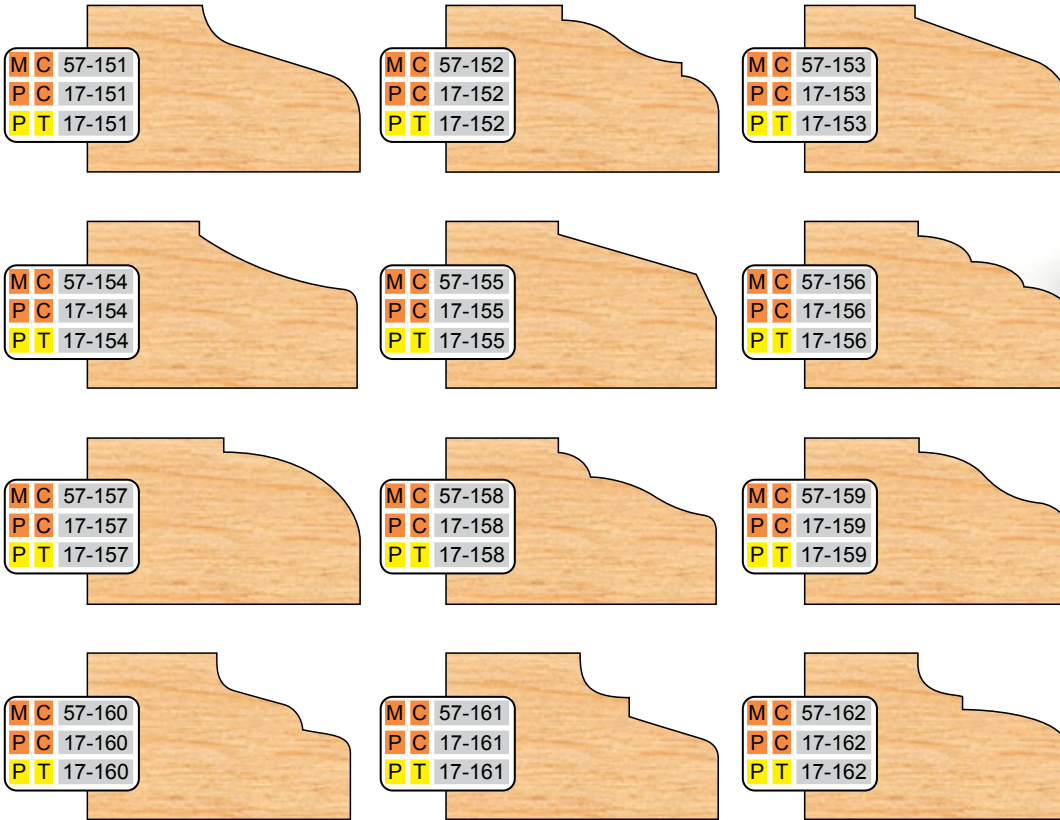
PRODUCT ORDER CODE

M	C	00-000
P	C	00-000
P	T	00-000

M - MINI-PRO	(3/4" Bore)
P - PRO-LINE	(1-1/4" Bore)
C - Carbide Tip	(Orange)
T - T-Alloy Tip	(Yellow)

Top Cutter Profiles 7/8" to 1" material

Part number is for top cutter only.



To order **custom profiles**, see our *Custom Made Tooling* page in the back of the catalog. Same day quoting.

Wood samples shown actual size.

