

BEAD CUTTERS

MINI-PRO cutters

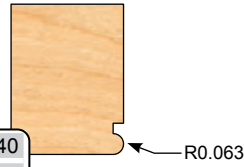
- 3 wing
- 3/4" bore
- 2-15/16" diameter

PRO-LINE cutters

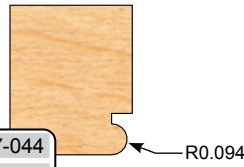
- 3 wing
- 1-1/4" bore
- 4" diameter



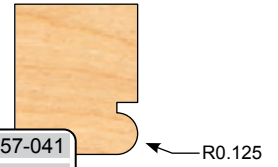
M	C	57-040
P	C	17-040
P	T	17-040



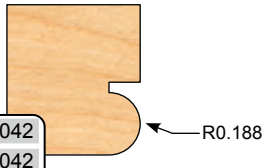
M	C	57-044
P	C	17-044
P	T	17-044



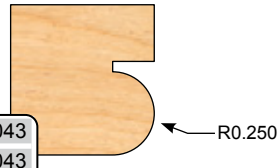
M	C	57-041
P	C	17-041
P	T	17-041



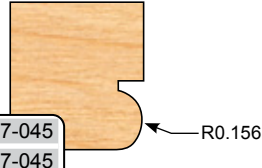
M	C	57-042
P	C	17-042
P	T	17-042



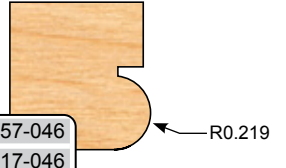
M	C	57-043
P	C	17-043
P	T	17-043



M	C	57-045
P	C	17-045
P	T	17-045



M	C	57-046
P	C	17-046
P	T	17-046

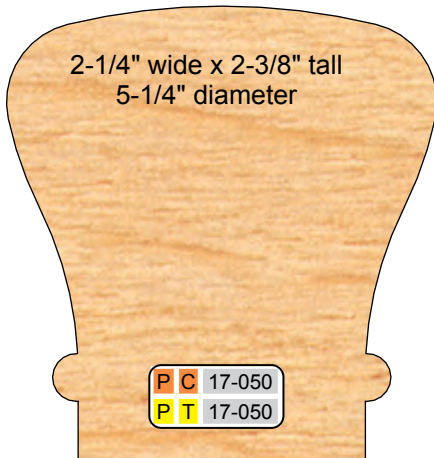


HANDRAIL CUTTERS (2 PIECE SET)

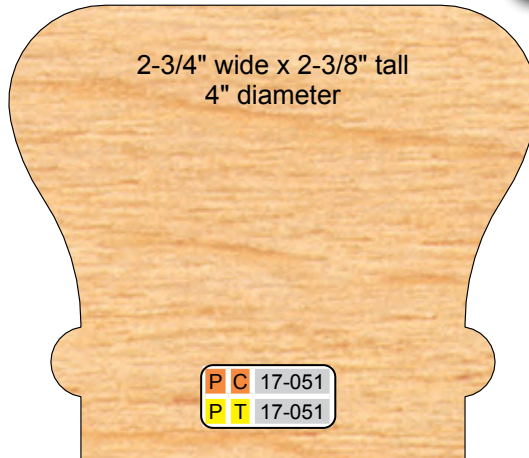
PRO-LINE cutters

- 3 wing
- 1-1/4" bore

2-1/4" wide x 2-3/8" tall
5-1/4" diameter



2-3/4" wide x 2-3/8" tall
4" diameter



WINDOW SILL CUTTERS

MINI-PRO cutters

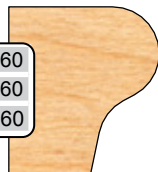
- 3 wing • 2-15/16" diameter
- 3/4" bore

PRO-LINE cutters

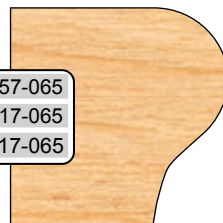
- 3 wing • 4" diameter
- 1-1/4" bore

Edge Detail cutter
for up to 7/8"
material as shown

M	C	57-060
P	C	17-060
P	T	17-060



M	C	57-065
P	C	17-065
P	T	17-065



Edge Detail cutter
for up to 1-1/8"
material

REVERSIBLE GLUE JOINT

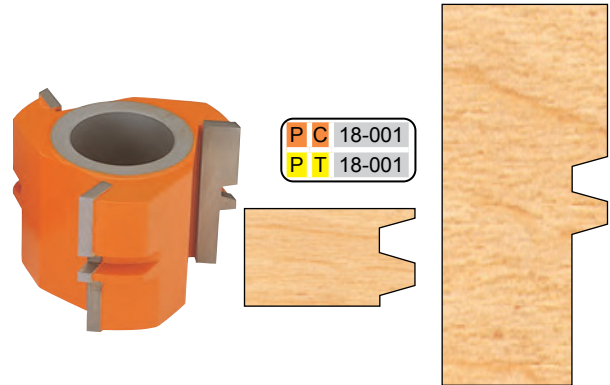
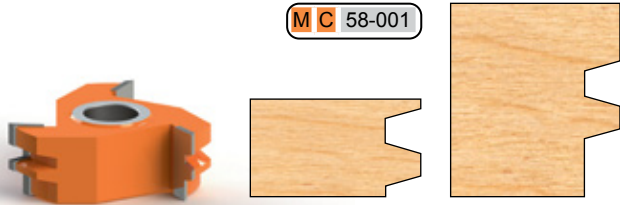
Creates an incredibly strong joint by interlocking the glue surfaces.

MINI-PRO cutters

- 3 wing • 2-15/16" diameter
- 3/4" bore • 1" wide tips
- Cuts from 1/2" to 7/8" material

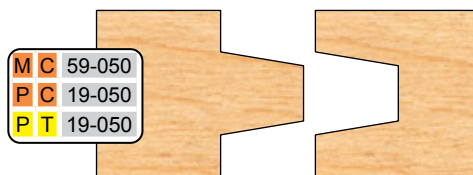
PRO-LINE cutters

- 3 wing • 2-15/16" diameter
- 1-1/4" bore • 2" wide tips
- Cuts from 1/2" to 1-7/8" material



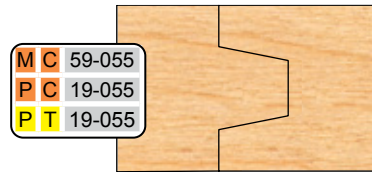
WEDGE TONGUE & GROOVE

10 Piece Set
(4 Cutters and 6 Spacers)



• 3 wing
For up to 1" material

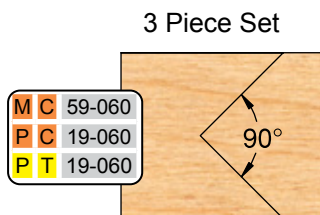
2 Piece Set



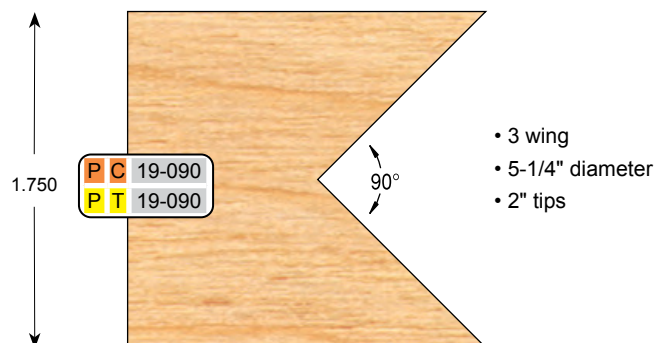
• 3 wing
For up to 1" material

EDGE BANDING

3 Piece Set
1 piece solid cutters for female cut
2 pieces split for male cut



V - GROOVE DETAIL CUTTER



V-PANELING SHAPER CUTTER SET

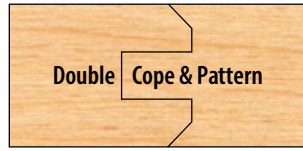
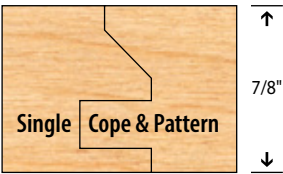
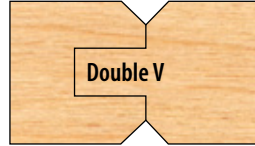
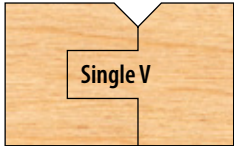
The V-Paneling set consists of 5 cutters and 1 spacer to perform these 4 functions.

Counterclockwise rotation with wood fed face down.

These sets do not share a common minor diameter.

M	C	59-010
P	C	19-010
P	T	19-010

3/4" to 1" material



MINI-PRO cutters

- 3 wing • 2-15/16" diameter
- 3/4" bore • designed to run with 2-3/16" diameter rub bearing

PRO-LINE cutters

- 3 wing • 4" diameter
- 1-1/4" bore • designed to run with 3-1/4" diameter rub bearing

To order **custom profiles**, see our *Custom Made Tooling* page in the back of the catalog. Same day quoting. Wood samples shown actual size.

See stacking instructions on page 42.

Optional Rub-Spacers & Groovers for Cope Side

NEW	MINI-PRO SET		PRO-LINE SET	
	RUB SPACER	GROOVER	RUB SPACER	GROOVER
SINGLE-V	AM-50-809		AP-10-809	PC-19-011 PT-19-011
DOUBLE-V	AM-50-809		AP-10-809	PC-19-011 PT-19-011
DOUBLE COPE & PATTERN	AM-50-801	MC-59-012	AP-10-801	PC-19-012 PT-19-012
SINGLE COPE & PATTERN	AM-50-801	MC-59-012	AP-10-801	PC-19-012 PT-19-012

7-PC. FLOORING SET

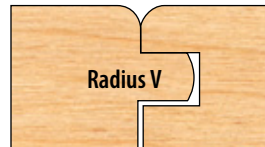
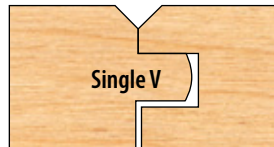
The flooring set consists of 6 cutters and 1 spacer to perform these 5 functions.

Cut provides a loose fit (.030) for wood expansion. Set up instructions included.

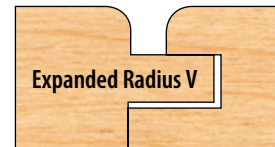
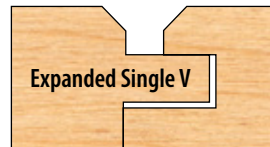
Counterclockwise rotation with wood fed face down.

See stacking instructions on page 42.

3/4" to 1" material



M	C	59-020
P	C	19-020
P	T	19-020



MINI-PRO cutters

- 3 wing • 2-15/16" diameter
- 3/4" bore

PRO-LINE cutters

- 3 wing • 4" diameter
- 1-1/4" bore

5-PC. FLOORING SET WITH NAIL SLOT

MINI-PRO cutters

- 3 wing • 2-15/16" diameter
- 3/4" bore

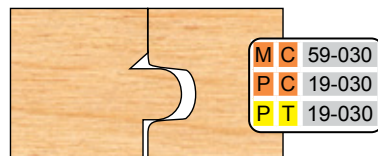
PRO-LINE cutters

- 3 wing • 4" diameter
- 1-1/4" bore

This set includes 5 cutters to perform the cut as shown.

Counterclockwise rotation with wood fed face down.

Up to 1" material.



8-PC. FLOORING / V-PANEL SET

MINI-PRO cutters

- 3 wing • 2-15/16" diameter
- 3/4" bore

PRO-LINE cutters

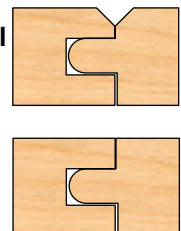
- 3 wing • 4" diameter
- 1-1/4" bore

This set includes 8 cutters to perform the two cuts as shown. Runs CCW, face down.

Cut provides a 0.010" loose fit to allow for wood expansion.

1/2" material

M	C	59-040
P	C	19-040
P	T	19-040



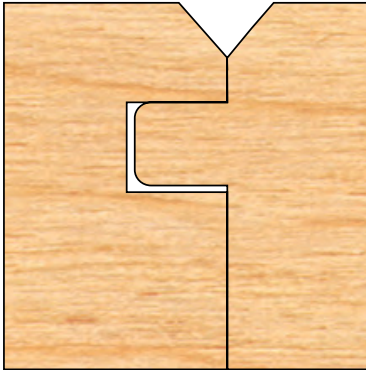
V PANEL SET FOR 2" MATERIAL (5 PIECE SET)

PRODUCT ORDER CODE

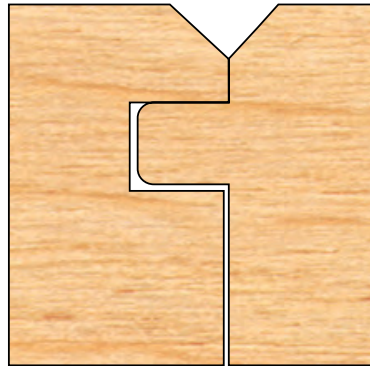
M C 00-000
P C 00-000
P T 00-000

M - MINI-PRO (3/4" Bore)
 P - PRO-LINE (1-1/4" Bore)
 C - Carbide Tip (Orange)
 T - T-Alloy Tip (Yellow)

Runs CCW, material face down.

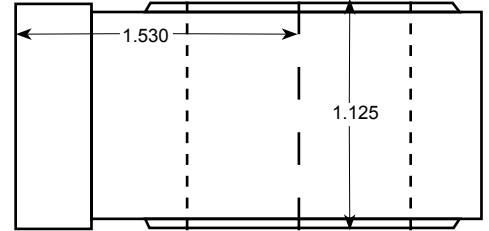


P C 19-070
P T 19-070



0.030 GAP
 for P-19-070 exchange
 for P-19-075 at time of
 purchase

The P-19-075 Groover may be exchanged
 at time of purchase for no charge



P C 19-075
P T 19-075

QUARTER COVE CONVEX CUTTERS

MINI-PRO cutters

- 3 wing • 2-15/16" diameter
- 3/4" bore

PRO-LINE cutters

- 3 wing • 4" diameter
- 1-1/4" bore

PART #			RADIUS
MC-60-002	PC-20-002	PT-20-002	1/8"
MC-60-004	PC-20-004	PT-20-004	1/4"
MC-60-006	PC-20-006	PT-20-006	3/8"
MC-60-008	PC-20-008	PT-20-008	1/2"
MC-60-012	PC-20-012	PT-20-012	3/4"
	PC-20-016	PT-20-016	1"



REVERSIBLE PATTERN DETAIL

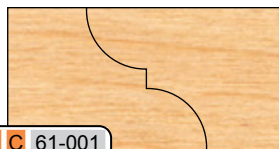
MINI-PRO cutters

- 3 wing • 2-15/16" diameter
- 3/4" bore • 1" wide tips

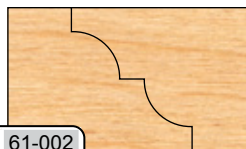
PRO-LINE cutters

- 3 wing • 4" diameter
- 1-1/4" bore • 1" wide tips

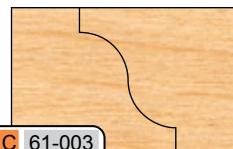
Counterclockwise rotation with wood fed face up.



M C 61-001
P C 21-001
P T 21-001




M C 61-002
P C 21-002
P T 21-002



M C 61-003
P C 21-003
P T 21-003

After machining two
 pieces of wood, one
 piece may be inverted
 and plugged into its mate,
 forming a matched joint.



STRAIGHT TOP GROOVERS


MINI-PRO cutters

- 3 wing • 2-15/16" diameter
- 3/4" bore • designed for use with 2-15/16" diameter rubber bearing for flush trim application

PRO-LINE cutters

- 3 wing • 4" diameter
- 1-1/4" bore • designed for use with 4" diameter rubber bearing for flush trim application

PART #			WIDTH
MC-62-002	PC-22-002	PT-22-002	1/8"
MC-62-003	PC-22-003	PT-22-003	3/16"
MC-62-004	PC-22-004	PT-22-004	1/4"
MC-62-005	PC-22-005	PT-22-005	5/16"
MC-62-006	PC-22-006	PT-22-006	3/8"
MC-62-007	PC-22-007	PT-22-007	7/16"
MC-62-008	PC-22-008	PT-22-008	1/2"
MC-62-010	PC-22-010	PT-22-010	5/8"
MC-62-012	PC-22-012	PT-22-012	3/4"
MC-62-014	PC-22-014	PT-22-014	7/8"
MC-62-016	PC-22-016	PT-22-016	1"
MC-62-020	PC-22-020	PT-22-020	1-1/4"
MC-62-024	PC-22-024	PT-22-024	1-1/2"
MC-62-028	PC-22-028	PT-22-028	1-3/4"
MC-62-032	PC-22-032	PT-22-032	2"



Straight Top Groovers are ideal for cutting grooves, rabbets, and for flush trimming.



STRAIGHT TOP GROOVERS

PART #	DIAMETER	WINGS	KERF
GC-0406-.250	4"	6	1/4"
GC-0406-.375	4"	6	3/8"
GC-0406-.500	4"	6	1/2"
GC-0406-.750	4"	6	3/4"
GC-0608-.250	6"	8	1/4"
GC-0608-.375	6"	8	3/8"
GC-0608-.500	6"	8	1/2"
GC-0608-.750	6"	8	3/4"
GC-0812-.250	8"	12	1/4"
GC-0812-.375	8"	12	3/8"
GC-0812-.500	8"	12	1/2"
GC-0812-.750	8"	12	3/4"

PRO-LINE cutters

- 6-12 wing
- 1-1/4" bore only
- 4-8" diameter per chart



HALF ROUND CONVEX SHAPER CUTTERS

PART #			WIDTH	RADIUS
MC-63-002	PC-23-002	PT-23-002	1/4"	1/8"
MC-63-003	PC-23-003	PT-23-003	3/8"	3/16"
MC-63-004	PC-23-004	PT-23-004	1/2"	1/4"
MC-63-006	PC-23-006	PT-23-006	3/4"	3/8"
MC-63-008	PC-23-008	PT-23-008	1"	1/2"

MINI-PRO cutters

- 3 wing • 2-15/16" diameter
- 3/4" bore

PRO-LINE cutters

- 3 wing • 4" diameter
- 1-1/4" bore



Flute



HALF ROUND CONCAVE SHAPER CUTTERS

PART #			WIDTH	RADIUS
MC-64-002	PC-24-002	PT-24-002	1/4"	1/8"
MC-64-003	PC-24-003	PT-24-003	3/8"	3/16"
MC-64-004	PC-24-004	PT-24-004	1/2"	1/4"
MC-64-006	PC-24-006	PT-24-006	3/4"	3/8"
MC-64-008	PC-24-008	PT-24-008	1"	1/2"
MC-64-009	PC-24-009	PT-24-009	1-1/8"	9/16"
MC-64-010	PC-24-010	PT-24-010	1-1/4"	5/8"
	PC-24-012	PT-24-012	1-1/2"	3/4"

MINI-PRO cutters

- 3 wing • 2-15/16" diameter
- 3/4" bore

PRO-LINE cutters

- 3 wing • 4" diameter
- 1-1/4" bore



Bullnose

All Concave Cutters have .030" flare for easy bull nosing.



MATCHED DROP LEAF

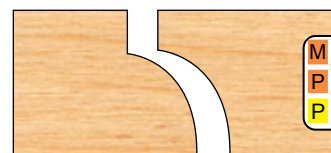
MINI-PRO cutters

- 3 wing • 2-15/16" diameter
- 3/4" bore

PRO-LINE cutters

- 3 wing • 4" diameter
- 1-1/4" bore

Counterclockwise rotation with wood face down. When running counterclockwise, cove cut is made by lowering shaper spindle to cut with the top half of the cutter. Bead cut is made by raising shaper spindle to cut with the bottom half of the cutter.



M	C	66-001
P	C	26-001
P	T	26-001

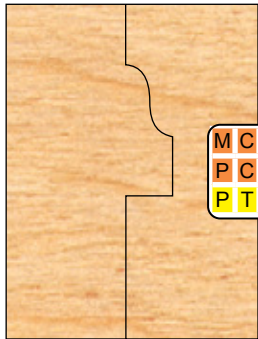
WINDOW SASH CUTTER SET (4 PIECE CUTTER SET)

MINI-PRO cutters

- 3 wing
- 3/4" bore

PRO-LINE cutters


- 3 wing
- 1-1/4" bore



M	C	67-010
P	C	27-010
P	T	27-010

These window sash profiles are common in many older homes. They are made to cut stock up to 1-3/4".

Counterclockwise rotation with wood fed face down.



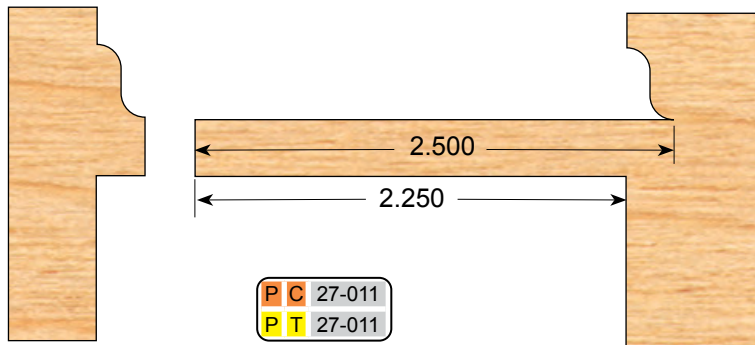

M	C	67-020
P	C	27-020
P	T	27-020

WINDOW SASH CUTTER SET FOR MORTISE AND TENON (5 PIECE SET)

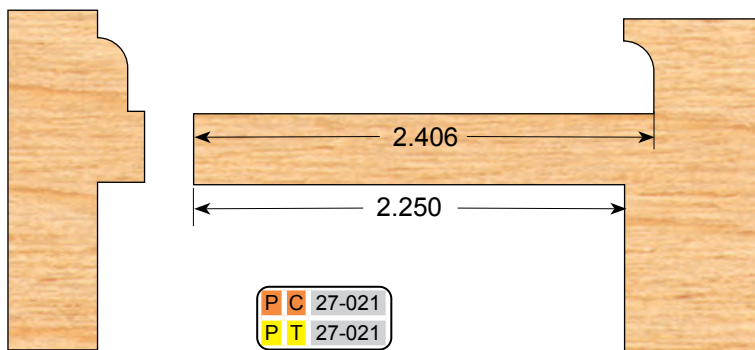
PRO-LINE cutters

- 3 wing
- 1-1/4" bore only

This Window set is designed to allow a variable tenon length of up to 2-1/2" (4 Cutters, 1 Spacer per set)



P	C	27-011
P	T	27-011



P	C	27-021
P	T	27-021

ONE PIECE DOUBLE TONGUE & GROOVE LOCK MITRE CUTTER

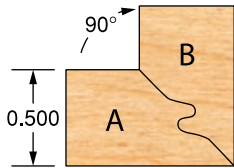


Counterclockwise rotation only. Mini-Pro is made to run only on 3/4" spindle.

Part B is run flat in horizontal position on shaper table.

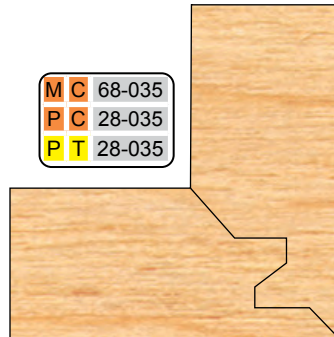
Part A is run in a vertical position against the shaper fence (see diagram). See page 28.

1/2" material



M C	68-030
P C	28-030
P T	28-030

3/4" to 1" material

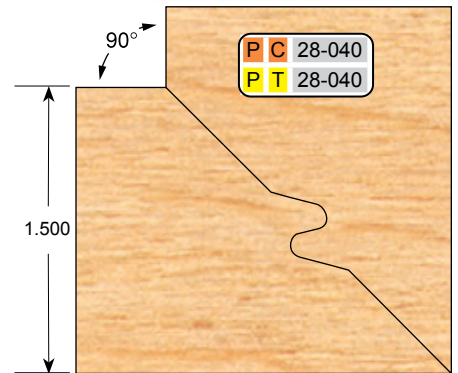


M C	68-035
P C	28-035
P T	28-035

3/4" to 1-1/2" material

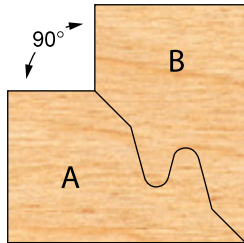
PRO-LINE cutters

- 1-1/4" bore • 6" diameter
- 3 wing • 1-3/4" wide tips



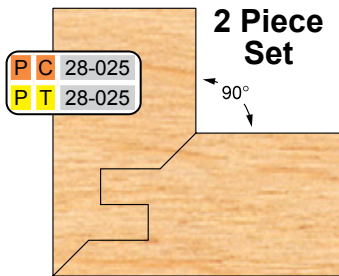
P C	28-040
P T	28-040

3/4" to 1" material



M C	68-001
P C	28-001
P T	28-001

TWO PIECE DOUBLE TONGUE & GROOVE LOCK MITRE SETS



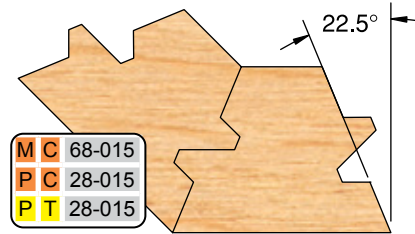
2 Piece Set

P C	28-025
P T	28-025

3/4" - 1" material

PRO-LINE cutters

- 3 wing
- 1-1/4" bore
- 5.19" diameter
- 1-1/4" wide tips



M C	68-015
P C	28-015
P T	28-015

3/4" material

MINI-PRO cutters

- 3 wing • 3/4" bore
- 2-15/16" diameter
- 1" wide tips

PRO-LINE cutters

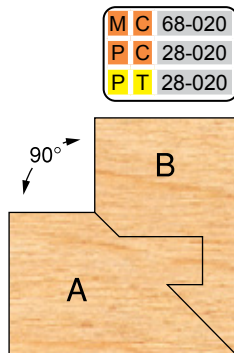
- 3 wing • 4" diameter
- 1-1/4" bore
- 1" wide tips

SINGLE TONGUE & GROOVE LOCK MITRE CUTTER (3 PIECE CUTTER SET)

Counterclockwise rotation only. Mini-Pro is made to run only on 3/4" spindle.

Material to 1-1/8".

Part A and B are both run flat in horizontal position on shaper table. Part B is run again on table saw to cut groove (see diagram).



M C	68-020
P C	28-020
P T	28-020

MINI-PRO cutters

- 3 wing • 4-5/16" diameter
- 3/4" bore • Use on 3/4" Spindles only

PRO-LINE cutters

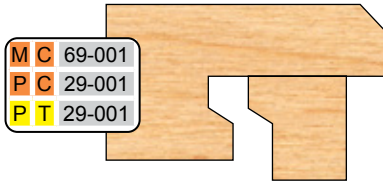
- 3 wing • 5-3/8" diameter
- 1-1/4" bore



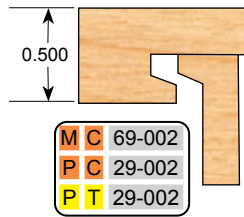
DRAWER LOCK CUTTER

Run drawer front face up in horizontal position over the top of the cutter. Drawer sides are run on end in a vertical position against the shaper fence.

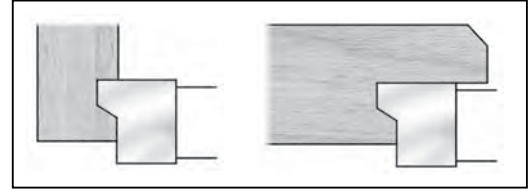
Counterclockwise rotation only.



3/4" material



1/2" material



MINI-PRO cutters

- 3 wing • 2-5/16" diameter
- 3/4" bore

PRO-LINE cutters

- 3 wing • 5" diameter
- 1-1/4" bore

1-PIECE DOUBLE EASING CUTTERS


NUMBER			WIDTH	RADIUS
MC-71-006	PC-31-006	PT-31-006	3/8"	1/8"
MC-71-008	PC-31-008	PT-31-008	1/2"	1/8"
MC-71-012	PC-31-012	PT-31-012	3/4"	1/8"
MC-71-016	PC-31-016	PT-31-016	1"	1/8"
MC-71-020	PC-31-020	PT-31-020	1-1/4"	1/8"
MC-71-024	PC-31-024	PT-31-024	1-1/2"	1/8"

MINI-PRO cutters

- 3 wing • 2-15/16" diameter
- 3/4" bore

PRO-LINE cutters

- 3 wing • 4" diameter
- 1-1/4" bore



Custom rub bearings available for these cutters.

CORNER ROUNDING SHAPER CUTTERS

Larger PRO-LINE Cutters exceed the standard 4" diameter (see chart).

Counterclockwise rotation with wood fed face down.

R = CCW, wood face up



MINI-PRO cutters

- 3 wing • 2-15/16" diameter
- 3/4" bore

PRO-LINE cutters

- 3 wing • 4" diameter or see below
- 1-1/4" bore



NUMBER			(R=Opposite Rotation)	RADIUS	3/4" Bore DIAMETER	1-1/4" Bore DIAMETER
MC-65-002	PC-25-002	PT-25-002		1/8"	2-15/16"	4"
MC-65-002R	PC-25-002R	PT-25-002R		1/8"	2-15/16"	4"
MC-65-003	PC-25-003	PT-25-003		3/16"	2-15/16"	4"
MC-65-004	PC-25-004	PT-25-004		1/4"	2-15/16"	4"
MC-65-004R	PC-25-004R	PT-25-004R		1/4"	2-15/16"	4"
MC-65-005	PC-25-005	PT-25-005		5/16"	2-15/16"	4"
MC-65-006	PC-25-006	PT-25-006		3/8"	2-15/16"	4"
MC-65-006R	PC-25-006R	PT-25-006R		3/8"	2-15/16"	4"
MC-65-008	PC-25-008	PT-25-008		1/2"	2-15/16"	4"
MC-65-008R	PC-25-008R	PT-25-008R		1/2"	2-15/16"	4"
MC-65-010	PC-25-010	PT-25-010		5/8"	2-15/16"	4"
MC-65-012	PC-25-012	PT-25-012		3/4"	2-15/16"	4"
	PC-25-014	PT-25-014		7/8"	n/a	4-1/2"
	PC-25-016	PT-25-016		1"	n/a	4-1/2"
	PC-25-020	PT-25-020		1-1/4"	n/a	5"
	PC-25-024	PT-25-024		1-1/2"	n/a	5-1/2"
	PC-25-028	PT-25-028		1-3/4"	n/a	6-1/2"
	PC-25-032	PT-25-032		2"	n/a	6-1/2"

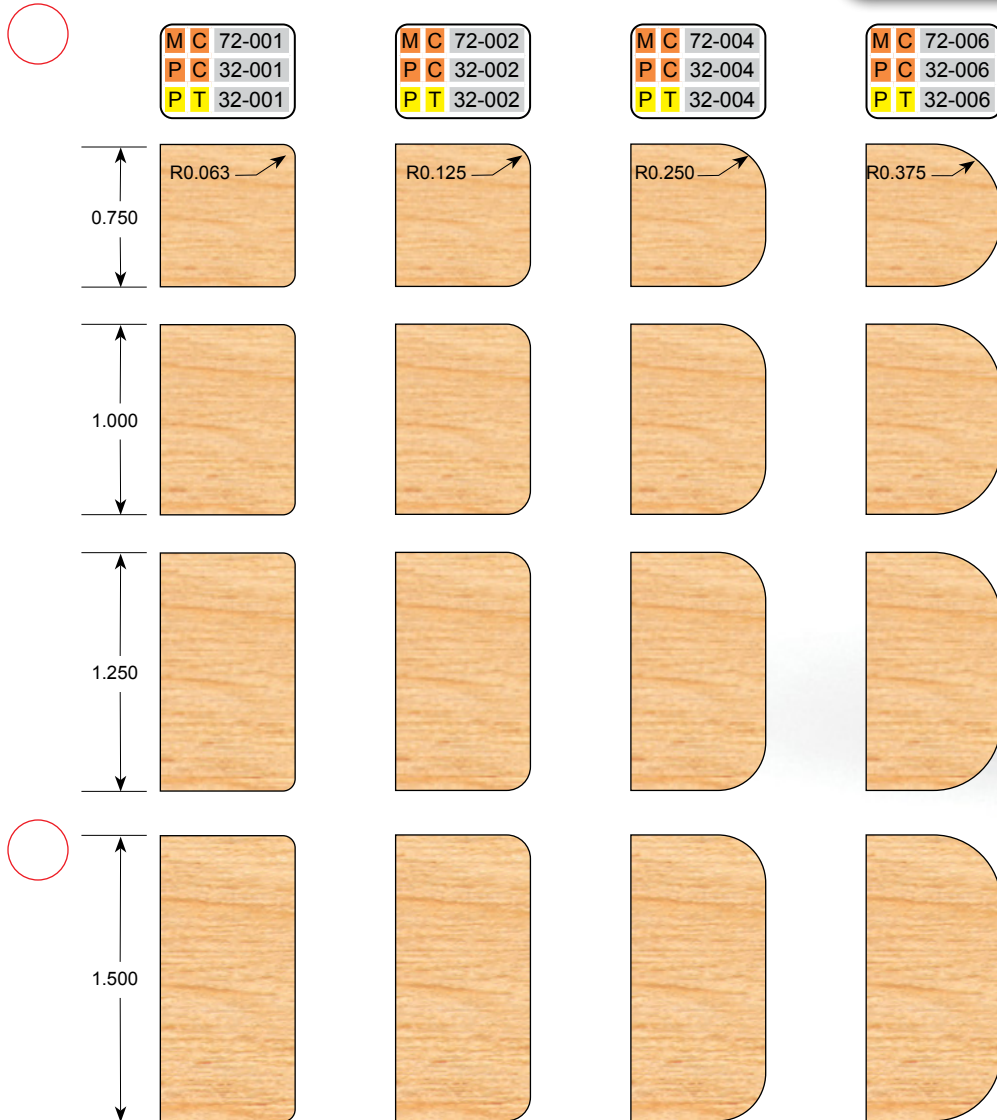
4-PIECE EXPANDABLE DOUBLE EASING SET

MINI-PRO cutters

- 3 wing • 2-3/16" minor diameter
- 3/4" bore

PRO-LINE cutters

- 3 wing • 3" minor diameter
- 1-1/4" bore



Each set includes 2 cutters and 2 spacers to cut 3/4", 1", 1-1/4" and 1-1/2" material.

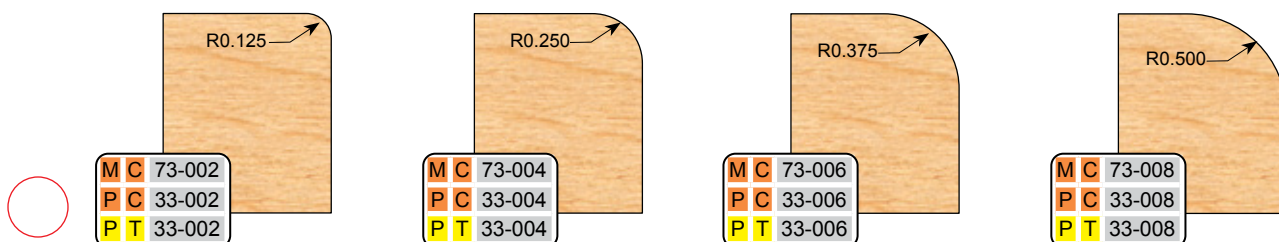
EXTENDED CORNER ROUNDS

MINI-PRO cutters

- 3 wing • 2-15/16" diameter
- 3/4" bore

PRO-LINE cutters

- 3 wing • 4" diameter
- 1-1/4" bore



Counterclockwise rotation with face down. For up to 1-1/4" material.

CORNER ROUNDING / COVE COMBO

MINI-PRO cutters

- 3 wing • 2-15/16" diameter
- 3/4" bore

PRO-LINE cutters

- 3 wing • 4" diameter
- 1-1/4" bore

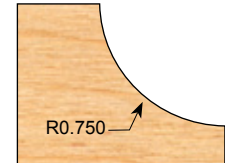
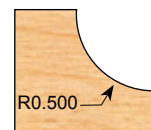
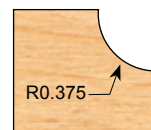
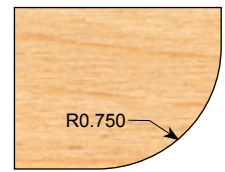
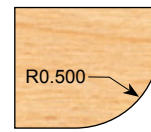
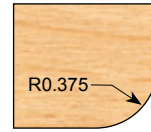
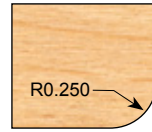
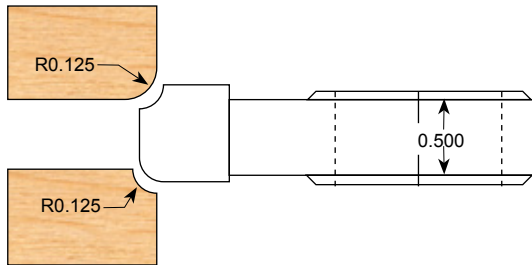
MC 74-002
PC 34-002
PT 34-002

MC 74-004
PC 34-004
PT 34-004

MC 74-006
PC 34-006
PT 34-006

MC 74-008
PC 34-008
PT 34-008

PC 34-012
PT 34-012



CORNER ROUNDING COMBO

MINI-PRO cutters

- 3 wing
- 3/4" bore

PRO-LINE cutters

- 3 wing
- 1-1/4" bore

MC 75-048
PC 35-048
PT 35-048

MC 75-612
PC 35-612
PT 35-612

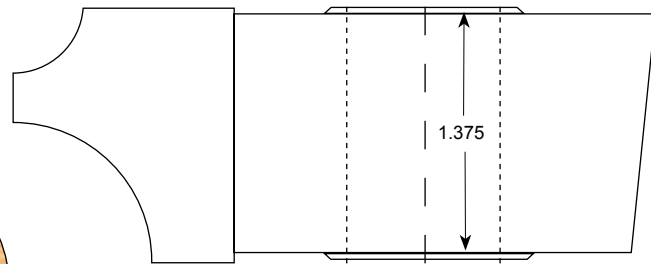
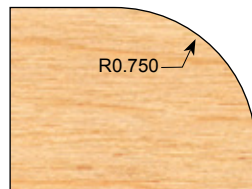
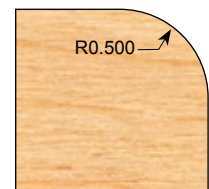
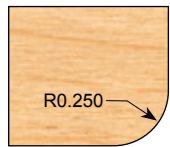
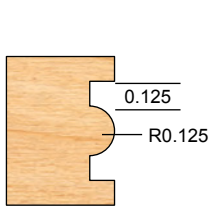
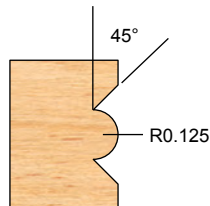


TABLE SAW BEAD CUTTERS

- 6 wing
- 5/8" bore
- 8" diameter



TSB-2



TSB-1



TSB-3