

| | <u>Dealer</u> | <u>Security</u> | <u>CUSIP #</u> | <u>Purchase Date</u> | <u>Maturity</u> | <u>Cost</u> | <u>Yield</u> |
|-------|-----------------|--------------------|----------------|----------------------|-----------------|--------------|--------------|
| 1891 | FIFTH THIRD | Money Market | ██████████ | 4/1/2009 | 7/1/2029 | 2,913,106.89 | .69% |
| 2110 | FIFTH THIRD | Money Market | ██████████ | 8/1/2012 | 7/1/2029 | 53,983.31 | .69% |
| 2118 | FIFTH THIRD | Money Market | ██████████ | 7/1/2012 | 7/1/2029 | 252,772.14 | .69% |
| TOTAL | | Summary of Dealers | | | 3,219,862.34 | | |
| 2265 | First Tennessee | FHLMC | 3137B2JG6 | 6/10/2015 | 9/15/2022 | 497,077.78 | 1.85% |
| 2830 | First Tennessee | FARM CREDIT | 3133ELMX9 | 2/14/2020 | 2/14/2035 | 1,000,000.00 | 2.65% |
| 2880 | First Tennessee | FHLB | 3130AJFD6 | 3/25/2020 | 3/25/2030 | 1,666,666.66 | 2.00% |
| 2919 | First Tennessee | FHLB | 3130AJD89 | 5/8/2020 | 3/30/2037 | 112,461.11 | 2.00% |
| 2924 | First Tennessee | FARM CREDIT | 3133ELZB3 | 5/14/2020 | 5/14/2035 | 999,000.00 | 2.00% |
| 2925 | First Tennessee | FHLB | 3130AJLV9 | 5/18/2020 | 5/18/2035 | 999,400.00 | 2.06% |
| 2929 | First Tennessee | FHLB | 3130AJLT4 | 5/19/2020 | 5/19/2034 | 999,282.00 | 2.00% |
| 2935 | First Tennessee | FARM CREDIT | 3133ELK52 | 6/15/2020 | 6/15/2026 | 1,000,000.00 | .95% |
| 2936 | First Tennessee | FARM CREDIT | 3133ELK45 | 6/15/2020 | 6/15/2027 | 1,000,000.00 | 1.12% |
| 2937 | First Tennessee | FARM CREDIT | 3133ELL77 | 6/18/2020 | 6/18/2040 | 1,000,000.00 | 2.09% |
| 2938 | First Tennessee | FARM CREDIT | 3133ELM92 | 6/22/2020 | 6/22/2035 | 1,000,000.00 | 1.79% |
| 2939 | First Tennessee | FHLB | 3130AJQH5 | 6/23/2020 | 6/23/2027 | 1,000,000.00 | 1.00% |
| 2966 | First Tennessee | FHLMC | 3134GWNW2 | 8/17/2020 | 8/17/2033 | 998,400.00 | 1.72% |
| 2967 | First Tennessee | FHLB | 3130AJWL9 | 8/18/2020 | 8/3/2035 | 998,967.08 | 2.00% |
| 2972 | First Tennessee | FARM CREDIT | 3133EL3L6 | 8/21/2020 | 8/10/2029 | 998,000.00 | 1.82% |
| 2974 | First Tennessee | FARM CREDIT | 3133ELZ31 | 8/21/2020 | 1/29/2035 | 999,250.00 | 1.84% |
| 2975 | First Tennessee | FARM CREDIT | 3133EL3L6 | 8/25/2020 | 8/10/2029 | 2,995,500.00 | 2.00% |
| 2979 | First Tennessee | FNMA | 3136G4Y49 | 8/26/2020 | 8/26/2032 | 995,100.00 | 1.50% |
| 2980 | First Tennessee | FARM CREDIT | 3133EL5B6 | 8/28/2020 | 8/27/2040 | 1,997,500.00 | 2.13% |
| 2985 | First Tennessee | FARM CREDIT | 3133EL5X8 | 9/3/2020 | 3/3/2031 | 999,250.00 | 1.50% |
| 2988 | First Tennessee | FNMA | 3136G42W2 | 9/9/2020 | 9/6/2035 | 1,000,000.00 | 1.60% |
| 2989 | First Tennessee | FHLMC | 3134GWRR9 | 9/8/2020 | 8/24/2032 | 998,000.00 | 1.61% |
| 2993 | First Tennessee | FHLB | 3130AK2A3 | 9/10/2020 | 9/10/2035 | 1,000,000.00 | 1.64% |
| 2994 | First Tennessee | FHLMC | 3134GWJ72 | 9/15/2020 | 3/15/2034 | 998,500.00 | 1.56% |
| 2995 | First Tennessee | FHLB | 3130AK4J2 | 9/17/2020 | 9/17/2035 | 1,996,700.00 | 2.03% |
| 2996 | First Tennessee | FHLMC | 3134GWT71 | 9/23/2020 | 9/23/2033 | 999,500.00 | 1.55% |
| 2997 | First Tennessee | FARM CREDIT | 3133EMAP7 | 9/24/2020 | 9/24/2040 | 1,000,000.00 | 1.99% |
| 2998 | First Tennessee | FHLB | 3130AK6X9 | 9/24/2020 | 9/24/2040 | 1,000,000.00 | 2.00% |
| 2999 | First Tennessee | FHLMC | 3134GWQ58 | 9/24/2020 | 9/24/2035 | 995,500.00 | 1.53% |
| 3001 | First Tennessee | FHLMC | 3134GWUT1 | 9/25/2020 | 9/22/2034 | 999,000.00 | 1.56% |
| 3002 | First Tennessee | FHLMC | 3134GWTJ5 | 9/25/2020 | 6/25/2030 | 1,000,000.00 | 1.25% |
| 3010 | First Tennessee | FHLMC | 3134GWXF8 | 9/30/2020 | 9/30/2033 | 997,500.00 | 1.65% |
| 3019 | First Tennessee | FHLB | 3130AKB39 | 10/5/2020 | 10/5/2035 | 1,000,000.00 | 1.65% |
| 3020 | First Tennessee | FHLB | 3130AKB21 | 10/5/2020 | 10/5/2034 | 1,000,000.00 | 1.57% |
| 3023 | First Tennessee | FHLB | 3130AKA71 | 10/8/2020 | 10/8/2030 | 1,000,000.00 | 1.25% |

WORTH TOWNSHIP

| | <u>Dealer</u> | <u>Security</u> | <u>CUSIP #</u> | <u>Purchase Date</u> | <u>Maturity</u> | <u>Cost</u> | <u>Yield</u> |
|------|-----------------|-----------------|----------------|----------------------|-----------------|--------------|--------------|
| 3026 | First Tennessee | FARM CREDIT | 3133EMDJ8 | 10/15/2020 | 10/15/2032 | 1,000,000.00 | 1.47% |
| 3027 | First Tennessee | FHLB | 3130AKA89 | 10/15/2020 | 10/15/2035 | 1,000,000.00 | 1.69% |
| 3035 | First Tennessee | FNMA | 3136G44V2 | 10/20/2020 | 10/20/2033 | 3,000,000.00 | 1.45% |
| 3036 | First Tennessee | FNMA | 3136G45F6 | 10/26/2020 | 10/26/2035 | 3,000,000.00 | 1.55% |
| 3037 | First Tennessee | FHLMC | 3134GW5M4 | 10/27/2020 | 4/27/2034 | 2,995,500.00 | 1.51% |
| 3039 | First Tennessee | FNMA | 3136G46Y4 | 10/28/2020 | 4/28/2034 | 998,750.00 | 1.56% |
| 3040 | First Tennessee | FHLB | 3130AKDN3 | 10/29/2020 | 10/29/2035 | 1,000,000.00 | 1.71% |
| 3044 | First Tennessee | FHLMC | 3134GWPF7 | 11/3/2020 | 8/1/2033 | 2,958,750.00 | 1.43% |
| 3048 | First Tennessee | FARM CREDIT | 3133EL4Q4 | 11/17/2020 | 8/20/2035 | 993,900.00 | 2.50% |
| 3050 | First Tennessee | FHLMC | 3134GWCL8 | 11/17/2020 | 7/27/2034 | 997,260.00 | 3.00% |
| 3052 | First Tennessee | FNMA | 3135GA3Y5 | 11/17/2020 | 11/17/2028 | 1,000,000.00 | 1.00% |
| 3055 | First Tennessee | FARM CREDIT | 3133EL4Y7 | 11/18/2020 | 11/26/2032 | 997,800.00 | 1.50% |
| 3057 | First Tennessee | FNMA | 3135GA4B4 | 11/24/2020 | 11/23/2032 | 1,000,000.00 | 1.50% |
| 3058 | First Tennessee | FHLB | 3130AKFN1 | 11/25/2020 | 11/13/2035 | 1,012,462.50 | 1.75% |
| 3060 | First Tennessee | FHLB | 3130AKFG6 | 11/30/2020 | 11/30/2040 | 3,572,050.00 | 2.55% |
| 3068 | First Tennessee | FHLB | 3130ALGW8 | 2/25/2021 | 2/24/2034 | 997,000.00 | 1.98% |
| 3070 | First Tennessee | FHLB | 3130AL5G5 | 2/26/2021 | 8/26/2033 | 993,000.00 | 1.81% |
| 3071 | First Tennessee | FARM CREDIT | 3133EMQP0 | 2/26/2021 | 2/11/2036 | 978,500.00 | 2.03% |
| 3097 | First Tennessee | FHLB | 3130AL4H4 | 3/12/2021 | 2/25/2036 | 1,188,965.25 | 2.04% |
| 3106 | First Tennessee | FHLB | 3130ALBG8 | 3/18/2021 | 2/25/2036 | 3,880,400.00 | 2.12% |
| 3108 | First Tennessee | FARM CREDIT | 3133EMTE2 | 3/19/2021 | 3/17/2031 | 997,500.00 | 2.46% |
| 3114 | First Tennessee | FARM CREDIT | 3133EMUA8 | 3/24/2021 | 3/24/2036 | 996,000.00 | 2.43% |
| 3117 | First Tennessee | FARM CREDIT | 3133EMQP0 | 3/24/2021 | 2/11/2036 | 968,240.00 | 2.12% |
| 3131 | First Tennessee | FARM CREDIT | 3133EMVU3 | 4/14/2021 | 4/14/2036 | 1,000,000.00 | 2.50% |
| 3145 | First Tennessee | FHLB | 3130AMJR4 | 5/19/2021 | 5/19/2036 | 1,000,000.00 | 2.50% |
| 3157 | First Tennessee | FARM CREDIT | 3133EMJ45 | 6/21/2021 | 3/14/2033 | 1,000,000.00 | 2.15% |
| 3159 | First Tennessee | FARM CREDIT | 3133EML42 | 6/21/2021 | 6/21/2029 | 1,000,000.00 | 1.49% |
| 3164 | First Tennessee | FARM CREDIT | 3133EMU59 | 7/21/2021 | 7/21/2028 | 1,000,000.00 | 1.22% |
| 3166 | First Tennessee | FHLMC | 3134GV6A1 | 8/3/2021 | 7/21/2032 | 994,980.00 | 1.60% |
| 3170 | First Tennessee | FARM CREDIT | 3133EMW32 | 8/9/2021 | 10/28/2021 | 998,795.00 | 1.71% |
| 3179 | First Tennessee | FHLB | 3130ANQK9 | 8/26/2021 | 8/26/2025 | 5,000,000.00 | .60% |
| 3183 | First Tennessee | FHLMC | 3134GWAA4 | 9/3/2021 | 7/27/2032 | 990,000.00 | 1.60% |
| 3189 | First Tennessee | FHLB | 3130AL5M2 | 9/20/2021 | 2/25/2036 | 1,990,000.00 | 2.04% |
| 3191 | First Tennessee | FARM CREDIT | 3133EM4J8 | 9/20/2021 | 3/7/2036 | 998,700.00 | 2.16% |
| 3198 | First Tennessee | FHLB | 3130ALDT8 | 9/29/2021 | 3/4/2036 | 995,000.00 | 2.24% |
| 3200 | First Tennessee | FARM CREDIT | 3133EM4J8 | 9/29/2021 | 3/7/2036 | 992,500.00 | 2.21% |
| 3209 | First Tennessee | FHLB | 3130APEQ4 | 10/6/2021 | 10/6/2031 | 998,500.00 | 1.92% |
| 3210 | First Tennessee | FARM CREDIT | 3133ENAM2 | 10/14/2021 | 10/14/2036 | 1,000,000.00 | 2.34% |
| 3212 | First Tennessee | FARM CREDIT | 3133EMRX2 | 10/18/2021 | 2/25/2036 | 1,975,400.00 | 2.20% |

WORTH TOWNSHIP

| | <u>Dealer</u> | <u>Security</u> | <u>CUSIP #</u> | <u>Purchase Date</u> | <u>Maturity</u> | <u>Cost</u> | <u>Yield</u> |
|--------------|-----------------|---------------------------|----------------|----------------------|-----------------------|---------------|--------------|
| 3214 | First Tennessee | FARM CREDIT | 3133EM5H1 | 10/20/2021 | 9/15/2036 | 987,500.00 | 2.25% |
| 3216 | First Tennessee | FHLB | 3130APCY9 | 10/21/2021 | 10/21/2031 | 998,500.00 | 1.89% |
| 3217 | First Tennessee | FARM CREDIT | 3133ENBZ2 | 10/21/2021 | 10/21/2033 | 1,000,000.00 | 2.18% |
| 3218 | First Tennessee | FARM CREDIT | 3133ENBX7 | 10/21/2021 | 10/21/2030 | 1,000,000.00 | 1.90% |
| 3219 | First Tennessee | FARM CREDIT | 3133ENBV1 | 10/21/2021 | 10/21/2030 | 1,000,000.00 | 1.80% |
| 3220 | First Tennessee | FARM CREDIT | 3133ENBY5 | 10/21/2021 | 10/21/2033 | 1,000,000.00 | 2.07% |
| 3225 | First Tennessee | FARM CREDIT | 3133EMM74 | 11/8/2021 | 6/28/2034 | 2,125,000.00 | 2.29% |
| 3230 | First Tennessee | FARM CREDIT | 3133ENED8 | 11/17/2021 | 11/17/2036 | 998,500.00 | 2.59% |
| 3237 | First Tennessee | FARM CREDIT | 3133ENBX7 | 11/24/2021 | 10/21/2030 | 991,850.00 | 2.00% |
| 3239 | First Tennessee | FARM CREDIT | 3133ENFG0 | 11/29/2021 | 11/29/2033 | 993,500.00 | 2.41% |
| 3249 | First Tennessee | FARM CREDIT | 3133ENFC9 | 12/8/2021 | 11/23/2032 | 998,000.00 | 2.35% |
| 3255 | First Tennessee | FARM CREDIT | 3133ENHK9 | 12/15/2021 | 12/15/2036 | 1,000,000.00 | 2.74% |
| TOTAL | | Summary of Dealers | | | 109,793,357.38 | | |
| 3240 | HUNTINGTON | MUNICIPAL | 213185MN8 | 11/30/2021 | 11/15/2027 | 300,000.00 | 1.94% |
| TOTAL | | Summary of Dealers | | | 300,000.00 | | |
| 1505 | IIIT | Money Market | ██████████ | 7/1/2006 | 7/1/2020 | 94,693.45 | 3.69% |
| 2700 | IIIT | ST Corporate | ██████████ | 3/1/2019 | 3/1/2025 | 27,480,077.63 | 2.29% |
| 3269 | IIIT | CP | ██████████ | 3/17/2022 | 3/17/2025 | 13,988,704.13 | 3.29% |
| TOTAL | | Summary of Dealers | | | 41,563,475.21 | | |
| 97 | ISDLAF+ | Money Market | ██████████ | 4/30/2000 | 7/1/2030 | 1,905.08 | 3.36% |
| 98 | ISDLAF+ | Money Market | ██████████ | 4/30/2000 | 7/1/2030 | 4,779,996.74 | 3.42% |
| 99 | ISDLAF+ | Money Market | 122 | 4/30/2000 | 7/1/2030 | 0.00 | 3.36% |
| 100 | ISDLAF+ | Money Market | 123 | 4/30/2000 | 7/1/2030 | 0.00 | 3.36% |
| 101 | ISDLAF+ | Money Market | 124 | 4/30/2000 | 7/1/2030 | .28 | 3.36% |
| 102 | ISDLAF+ | Money Market | 125 | 4/30/2000 | 7/1/2030 | 0.00 | 3.36% |
| 103 | ISDLAF+ | Money Market | 126 | 4/30/2000 | 7/1/2030 | 0.00 | 3.36% |
| 104 | ISDLAF+ | Money Market | 127 | 4/30/2000 | 7/1/2030 | 0.00 | 3.36% |
| 105 | ISDLAF+ | Money Market | 128 | 4/30/2000 | 7/1/2030 | 0.00 | 3.36% |
| 106 | ISDLAF+ | Money Market | 130 | 4/30/2000 | 7/1/2030 | 0.00 | 3.36% |
| 107 | ISDLAF+ | Money Market | 218 | 4/30/2000 | 7/1/2030 | 7.47 | 3.36% |
| 108 | ISDLAF+ | Money Market | 229 | 4/30/2000 | 7/1/2030 | 0.00 | 3.36% |
| 109 | ISDLAF+ | Money Market | 231 | 4/30/2000 | 7/1/2030 | 1.66 | 3.36% |
| 110 | ISDLAF+ | Money Market | 127.5 | 4/30/2000 | 7/1/2030 | .07 | 3.36% |
| 111 | ISDLAF+ | Money Market | AERO | 4/30/2000 | 7/1/2030 | .20 | 3.36% |
| 112 | ISDLAF+ | Money Market | EISENHOWER | 4/30/2000 | 7/1/2030 | 0.00 | 3.36% |
| 195 | ISDLAF+ | Money Market | 123 DDA | 7/1/2000 | 7/1/2030 | 16.88 | 3.36% |
| 1618 | ISDLAF+ | Money Market | MACS | 4/30/2000 | 7/1/2030 | .06 | 3.36% |
| 1619 | ISDLAF+ | Money Market | MACS MAX | 4/30/2000 | 7/1/2030 | 1,219,749.55 | 3.42% |

WORTH TOWNSHIP

| | <u>Dealer</u> | <u>Security</u> | <u>CUSIP #</u> | <u>Purchase Date</u> | <u>Maturity</u> | <u>Cost</u> | <u>Yield</u> |
|--------------|---------------|---------------------------|----------------|----------------------|----------------------|--------------|--------------|
| 1794 | ISDLAF+ | Money Market | 231 DDA | 7/1/2008 | 7/1/2030 | .08 | 3.36% |
| 2822 | ISDLAF+ | Money Market | 231 HC DDA | 1/1/2020 | 1/1/2030 | 2,142.88 | 3.36% |
| 3181 | ISDLAF+ | Money Market | 2977593 LTD | 9/1/2021 | 9/1/2030 | 5,000,000.00 | .02% |
| TOTAL | | Summary of Dealers | | | 11,003,820.95 | | |
| 2669 | MESIROW | MUNICIPAL | 214471PH1 | 10/16/2018 | 12/1/2022 | 365,000.00 | 3.47% |
| 2670 | MESIROW | MUNICIPAL | 214471PJ7 | 10/16/2018 | 12/1/2023 | 250,000.00 | 3.67% |
| 2671 | MESIROW | MUNICIPAL | 214471PK4 | 10/16/2018 | 12/1/2024 | 435,000.00 | 3.80% |
| 2868 | MESIROW | MUNICIPAL | 400190DP6 | 3/19/2020 | 11/1/2024 | 285,000.00 | 1.83% |
| 2869 | MESIROW | MUNICIPAL | 400190DQ4 | 3/19/2020 | 11/1/2025 | 145,000.00 | 1.87% |
| TOTAL | | Summary of Dealers | | | 1,480,000.00 | | |
| 92 | Old National | Money Market | 70677804 | 7/1/2001 | 7/1/2029 | 2,348.42 | .02% |
| TOTAL | | Summary of Dealers | | | 2,348.42 | | |
| 3233 | PIPER SANDLER | FARM CREDIT | 3133ENEL0 | 11/22/2021 | 11/22/2024 | 999,250.00 | .93% |
| 3258 | PIPER SANDLER | MUNICIPAL | 484062MC5 | 1/27/2022 | 12/15/2029 | 1,151,339.75 | 2.25% |
| 3281 | PIPER SANDLER | FHLB | 3130ARRU7 | 4/28/2022 | 4/28/2023 | 1,000,000.00 | 2.50% |
| 3282 | PIPER SANDLER | MUNICIPAL | 240853EH0 | 5/5/2022 | 2/1/2024 | 490,495.00 | 3.09% |
| TOTAL | | Summary of Dealers | | | 3,641,084.75 | | |
| 481 | Raymond James | Money Market | 11486383 | 7/1/2001 | 7/1/2026 | 247,308.62 | .01% |
| 2348 | RAYMOND JAMES | MUNICIPAL | 83756CBX2 | 3/29/2016 | 1/1/2021 | 0.00 | 2.58% |
| 2452 | RAYMOND JAMES | REVENUE | 880461MM7 | 11/17/2015 | 11/15/2021 | 78,000.00 | 2.96% |
| 2456 | RAYMOND JAMES | REVENUE | 649883D85 | 11/25/2016 | 10/1/2023 | 70,147.50 | 3.76% |
| 2504 | RAYMOND JAMES | REVENUE | 67756QTR8 | 3/28/2017 | 9/1/2025 | 1,407,500.00 | 3.54% |
| 2519 | RAYMOND JAMES | MUNICIPAL | 3735394V4 | 5/10/2017 | 12/1/2025 | 559,000.00 | 3.72% |
| 2521 | RAYMOND JAMES | REVENUE | 9143017G5 | 5/18/2017 | 2/15/2025 | 2,000,000.00 | 2.80% |
| 2537 | RAYMOND JAMES | REVENUE | 60535QPD6 | 6/14/2017 | 6/1/2034 | 620,000.00 | 3.55% |
| 2538 | RAYMOND JAMES | MUNICIPAL | 663821VW3 | 6/27/2017 | 12/1/2024 | 1,330,000.00 | 3.20% |
| 2548 | RAYMOND JAMES | MUNICIPAL | 671409G38 | 8/31/2017 | 12/1/2024 | 1,055,000.00 | 3.30% |
| 2564 | RAYMOND JAMES | MUNICIPAL | 214651MZ1 | 11/1/2017 | 2/1/2022 | 130,000.00 | 2.85% |
| 2565 | RAYMOND JAMES | MUNICIPAL | 93978TPH6 | 11/3/2017 | 12/1/2022 | 1,000,000.00 | 3.20% |
| 2570 | RAYMOND JAMES | MUNICIPAL | 977100EF9 | 11/29/2017 | 5/1/2027 | 2,550,000.00 | 3.12% |
| 2596 | RAYMOND JAMES | REVENUE | 25477PNT8 | 3/15/2018 | 3/1/2023 | 980,121.13 | 3.34% |
| 2657 | RAYMOND JAMES | REVENUE | 914440KK7 | 9/24/2018 | 5/1/2028 | 195,000.00 | 2.81% |
| 2686 | RAYMOND JAMES | FHLB | 383742C76 | 1/20/2010 | 8/16/2022 | 27,698.84 | 3.13% |
| 2720 | RAYMOND JAMES | MUNICIPAL | 6037893U0 | 4/22/2019 | 12/15/2025 | 896,460.00 | 2.87% |
| 2759 | RAYMOND JAMES | Money Market | FRGXX | 6/1/2019 | 6/1/2029 | 0.00 | 1.90% |
| 2865 | RAYMOND JAMES | FARM CREDIT | 3133ELSV7 | 3/17/2020 | 3/12/2035 | 1,998,000.00 | 2.24% |
| 2887 | RAYMOND JAMES | FARM CREDIT | 3133EJTL3 | 3/25/2020 | 7/6/2038 | 1,000,000.00 | 1.70% |
| 2913 | RAYMOND JAMES | MUNICIPAL | 9143017L4 | 5/6/2020 | 2/15/2029 | 635,000.00 | 2.62% |

WORTH TOWNSHIP

| | <u>Dealer</u> | <u>Security</u> | <u>CUSIP #</u> | <u>Purchase Date</u> | <u>Maturity</u> | <u>Cost</u> | <u>Yield</u> |
|------|---------------|-----------------|----------------|----------------------|-----------------|--------------|--------------|
| 2920 | RAYMOND JAMES | MUNICIPAL | 01170REE8 | 5/8/2020 | 12/1/2032 | 42,088.89 | 1.75% |
| 2926 | RAYMOND JAMES | MUNICIPAL | 214489BW5 | 5/19/2020 | 1/15/2035 | 976,720.00 | 3.20% |
| 2927 | RAYMOND JAMES | MUNICIPAL | 214489BY1 | 5/19/2020 | 1/15/2032 | 680,000.00 | 3.00% |
| 2928 | RAYMOND JAMES | MUNICIPAL | 214489BU9 | 5/19/2020 | 1/15/2033 | 494,785.00 | 3.10% |
| 2930 | RAYMOND JAMES | MUNICIPAL | 216057EA3 | 5/22/2020 | 6/1/2035 | 2,029,640.00 | 1.60% |
| 2940 | RAYMOND JAMES | FARM CREDIT | 3133ELM43 | 6/24/2020 | 6/17/2030 | 2,000,000.00 | 1.25% |
| 2942 | RAYMOND JAMES | FHLB | 3130AJQK8 | 6/30/2020 | 6/30/2038 | 1,000,000.00 | 2.00% |
| 2947 | RAYMOND JAMES | MUNICIPAL | 92812VF50 | 7/22/2020 | 7/1/2040 | 1,000,000.00 | 2.56% |
| 2949 | RAYMOND JAMES | MUNICIPAL | 39222PEM2 | 7/8/2020 | 8/15/2030 | 1,000,000.00 | 1.95% |
| 2950 | RAYMOND JAMES | MUNICIPAL | 57563RQH5 | 7/13/2020 | 7/1/2028 | 2,293,225.46 | 2.16% |
| 2952 | RAYMOND JAMES | MUNICIPAL | 013493KD2 | 7/7/2020 | 7/1/2035 | 1,000,000.00 | 1.99% |
| 2953 | RAYMOND JAMES | MUNICIPAL | 916544DY2 | 7/15/2020 | 8/1/2038 | 1,555,535.00 | 2.20% |
| 2955 | RAYMOND JAMES | MUNICIPAL | 230563CX4 | 7/15/2020 | 9/1/2028 | 2,000,000.00 | 2.05% |
| 2956 | RAYMOND JAMES | MUNICIPAL | 230563CY2 | 7/15/2020 | 9/1/2033 | 1,000,000.00 | 2.45% |
| 2957 | RAYMOND JAMES | GNMA | 38378NK85 | 7/17/2015 | 11/16/2023 | 0.00 | 3.07% |
| 2960 | RAYMOND JAMES | MUNICIPAL | 05164PAB1 | 4/20/2011 | 7/19/2025 | 393,866.32 | 6.71% |
| 2961 | RAYMOND JAMES | MUNICIPAL | 757710UP1 | 8/6/2020 | 8/1/2039 | 1,500,000.00 | 2.28% |
| 2962 | RAYMOND JAMES | MUNICIPAL | 44244CD20 | 8/6/2020 | 11/15/2040 | 1,000,000.00 | 2.24% |
| 2964 | RAYMOND JAMES | MUNICIPAL | 419792ZD1 | 8/13/2020 | 8/1/2038 | 2,000,000.00 | 2.11% |
| 2968 | RAYMOND JAMES | MUNICIPAL | 344640WX1 | 8/19/2020 | 8/1/2039 | 2,500,000.00 | 2.55% |
| 2970 | RAYMOND JAMES | MUNICIPAL | 338035KA5 | 8/20/2020 | 8/1/2040 | 1,161,688.67 | 2.38% |
| 2977 | RAYMOND JAMES | FHLMC | 3134GWLY0 | 8/26/2020 | 8/12/2032 | 2,992,500.00 | 1.80% |
| 2984 | RAYMOND JAMES | FHLMC | 3134GWF43 | 9/1/2020 | 9/1/2032 | 1,000,000.00 | 1.45% |
| 2986 | RAYMOND JAMES | FARM CREDIT | 3133EL4Y7 | 9/9/2020 | 11/26/2032 | 1,000,000.00 | 1.48% |
| 2991 | RAYMOND JAMES | MUNICIPAL | 419792ZF6 | 9/10/2020 | 8/1/2040 | 930,000.00 | 2.29% |
| 3000 | RAYMOND JAMES | FHLMC | 3134GWQ58 | 9/24/2020 | 9/24/2035 | 3,987,194.00 | 1.53% |
| 3003 | RAYMOND JAMES | MUNICIPAL | 187270H63 | 9/29/2020 | 2/15/2035 | 1,000,000.00 | 1.73% |
| 3004 | RAYMOND JAMES | FHLMC | 3134GWVK9 | 9/30/2020 | 9/30/2033 | 998,020.00 | 1.32% |
| 3006 | RAYMOND JAMES | MUNICIPAL | 586752EX1 | 9/30/2020 | 8/1/2041 | 1,080,000.00 | 2.61% |
| 3008 | RAYMOND JAMES | FHLB | 3130AK6M3 | 9/30/2020 | 9/30/2033 | 1,000,000.00 | 1.50% |
| 3009 | RAYMOND JAMES | FHLMC | 3134GWUK0 | 9/30/2020 | 12/30/2031 | 998,750.00 | 1.26% |
| 3018 | RAYMOND JAMES | MUNICIPAL | 63877NMZ7 | 10/1/2020 | 8/1/2037 | 1,000,000.00 | 2.40% |
| 3021 | RAYMOND JAMES | MUNICIPAL | 403720KF1 | 10/6/2020 | 9/1/2037 | 1,000,000.00 | 1.95% |
| 3022 | RAYMOND JAMES | MUNICIPAL | 403720KJ3 | 10/6/2020 | 9/1/2040 | 1,000,000.00 | 2.15% |
| 3024 | RAYMOND JAMES | MUNICIPAL | 584288FK5 | 10/14/2020 | 7/15/2042 | 1,825,000.00 | 2.47% |
| 3025 | RAYMOND JAMES | MUNICIPAL | 584288FL3 | 10/14/2020 | 7/15/2043 | 1,620,000.00 | 2.52% |
| 3028 | RAYMOND JAMES | MUNICIPAL | 92812VK47 | 10/16/2020 | 9/1/2035 | 1,000,000.00 | 2.22% |
| 3030 | RAYMOND JAMES | MUNICIPAL | 92812VK21 | 10/16/2020 | 9/1/2033 | 1,000,000.00 | 2.12% |
| 3032 | RAYMOND JAMES | MUNICIPAL | 356640KS0 | 10/19/2020 | 1/1/2036 | 1,000,000.00 | 2.94% |

| | <u>Dealer</u> | <u>Security</u> | <u>CUSIP #</u> | <u>Purchase Date</u> | <u>Maturity</u> | <u>Cost</u> | <u>Yield</u> |
|------|---------------|-----------------|----------------|----------------------|-----------------|--------------|--------------|
| 3033 | RAYMOND JAMES | MUNICIPAL | 356640KU5 | 10/19/2020 | 1/1/2041 | 1,000,000.00 | 3.17% |
| 3034 | RAYMOND JAMES | MUNICIPAL | 356640KT8 | 10/19/2020 | 1/1/2038 | 1,000,000.00 | 3.04% |
| 3038 | RAYMOND JAMES | MUNICIPAL | 580773LX5 | 10/28/2020 | 2/15/2035 | 2,000,000.00 | 2.62% |
| 3041 | RAYMOND JAMES | MUNICIPAL | 659155PH2 | 10/29/2020 | 2/1/2043 | 1,700,000.00 | 2.30% |
| 3042 | RAYMOND JAMES | MUNICIPAL | 0745096K1 | 10/29/2020 | 3/1/2033 | 1,000,000.00 | 2.03% |
| 3046 | RAYMOND JAMES | MUNICIPAL | 092478RD0 | 11/10/2020 | 3/1/2032 | 1,127,243.40 | 1.86% |
| 3047 | RAYMOND JAMES | FHLMC | 3134GXBK9 | 11/17/2020 | 11/17/2028 | 998,500.00 | 1.02% |
| 3053 | RAYMOND JAMES | FNMA | 3135GA3D1 | 11/18/2020 | 11/16/2035 | 998,000.00 | 1.62% |
| 3100 | RAYMOND JAMES | MUNICIPAL | 198504D33 | 3/17/2021 | 2/1/2032 | 1,500,000.00 | 2.02% |
| 3101 | RAYMOND JAMES | MUNICIPAL | 198504D58 | 3/17/2021 | 2/1/2034 | 500,000.00 | 2.17% |
| 3102 | RAYMOND JAMES | MUNICIPAL | 198504D41 | 3/17/2021 | 2/1/2033 | 500,000.00 | 2.12% |
| 3103 | RAYMOND JAMES | MUNICIPAL | 772402JS3 | 3/18/2021 | 2/1/2028 | 1,640,000.00 | 1.68% |
| 3104 | RAYMOND JAMES | MUNICIPAL | 772402JT1 | 3/18/2021 | 2/1/2029 | 1,875,000.00 | 1.91% |
| 3105 | RAYMOND JAMES | MUNICIPAL | 772402JU8 | 3/18/2021 | 2/1/2030 | 690,000.00 | 2.06% |
| 3112 | RAYMOND JAMES | FARM CREDIT | 3133EMTE2 | 3/22/2021 | 3/17/2031 | 997,230.00 | 2.02% |
| 3120 | RAYMOND JAMES | FARM CREDIT | 3133EMUX8 | 3/30/2021 | 3/30/2029 | 1,000,000.00 | 1.55% |
| 3121 | RAYMOND JAMES | MUNICIPAL | 650036AX4 | 3/31/2021 | 3/15/2029 | 1,475,655.00 | 2.49% |
| 3123 | RAYMOND JAMES | FARM CREDIT | 3133EMVA7 | 4/1/2021 | 4/1/2031 | 1,000,000.00 | 2.02% |
| 3125 | RAYMOND JAMES | FARM CREDIT | 3133EMVE9 | 4/1/2021 | 4/1/2041 | 1,000,000.00 | 2.74% |
| 3127 | RAYMOND JAMES | FARM CREDIT | 3133EMVB5 | 4/5/2021 | 4/5/2029 | 1,000,000.00 | 1.73% |
| 3128 | RAYMOND JAMES | MUNICIPAL | 906347WX3 | 4/13/2021 | 5/1/2037 | 1,000,000.00 | 2.58% |
| 3129 | RAYMOND JAMES | FARM CREDIT | 3133EMWB4 | 4/14/2021 | 4/14/2031 | 1,000,000.00 | 2.04% |
| 3134 | RAYMOND JAMES | FHLB | 3130ALXH2 | 4/16/2021 | 4/14/2036 | 780,000.00 | 2.45% |
| 3147 | RAYMOND JAMES | MUNICIPAL | 92818NG77 | 6/2/2021 | 11/1/2036 | 1,293,422.00 | 2.29% |
| 3149 | RAYMOND JAMES | FARM CREDIT | 3133EMC59 | 6/2/2021 | 6/2/2036 | 1,000,000.00 | 2.42% |
| 3150 | RAYMOND JAMES | FARM CREDIT | 3133EMJ45 | 6/14/2021 | 3/14/2033 | 1,000,000.00 | 2.15% |
| 3151 | RAYMOND JAMES | FARM CREDIT | 3133EMH88 | 6/16/2021 | 6/16/2036 | 2,000,000.00 | 2.35% |
| 3160 | RAYMOND JAMES | FARM CREDIT | 3133EML59 | 6/21/2021 | 6/21/2041 | 1,000,000.00 | 2.70% |
| 3162 | RAYMOND JAMES | FARM CREDIT | 3133EMR95 | 7/14/2021 | 7/14/2036 | 1,000,000.00 | 2.31% |
| 3163 | RAYMOND JAMES | FARM CREDIT | 3133EMT77 | 7/21/2021 | 7/21/2031 | 1,000,000.00 | 1.79% |
| 3165 | RAYMOND JAMES | FHLB | 3130AN6R6 | 7/27/2021 | 7/27/2037 | 1,000,000.00 | 2.35% |
| 3168 | RAYMOND JAMES | FARM CREDIT | 3133EMY63 | 8/4/2021 | 8/4/2036 | 1,000,000.00 | 2.25% |
| 3169 | RAYMOND JAMES | FARM CREDIT | 3133EM2B7 | 8/9/2021 | 8/9/2041 | 1,000,000.00 | 2.45% |
| 3172 | RAYMOND JAMES | FHLB | 3130ANH94 | 8/11/2021 | 8/11/2031 | 1,000,000.00 | 1.75% |
| 3173 | RAYMOND JAMES | MUNICIPAL | 613105LL7 | 8/13/2021 | 9/1/2039 | 1,000,000.00 | 2.47% |
| 3175 | RAYMOND JAMES | GNMA | 38379KVC9 | 8/15/2016 | 9/1/2022 | 19,597.49 | 1.54% |
| 3176 | RAYMOND JAMES | GNMA | 38379UXD3 | 8/15/2016 | 12/16/2056 | 241,767.85 | 1.97% |
| 3177 | RAYMOND JAMES | FHLB | 3130ANH86 | 8/18/2021 | 8/18/2036 | 1,000,000.00 | 2.30% |
| 3178 | RAYMOND JAMES | GNMA | 38379YW38 | 8/30/2016 | 8/20/2046 | 437,588.58 | 2.70% |

WORTH TOWNSHIP

| | <u>Dealer</u> | <u>Security</u> | <u>CUSIP #</u> | <u>Purchase Date</u> | <u>Maturity</u> | <u>Cost</u> | <u>Yield</u> |
|-------|---------------|-----------------|----------------|----------------------|-----------------|----------------|--------------|
| 3182 | RAYMOND JAMES | FARM CREDIT | 3133EM4B5 | 9/1/2021 | 9/1/2033 | 1,000,000.00 | 1.87% |
| 3185 | RAYMOND JAMES | MUNICIPAL | 53746QBV1 | 9/8/2021 | 10/1/2036 | 2,665,000.00 | 2.21% |
| 3186 | RAYMOND JAMES | FHLB | 3130ANVX5 | 9/8/2021 | 9/8/2031 | 1,500,000.00 | 1.75% |
| 3187 | RAYMOND JAMES | FHLB | 3130ANVY3 | 9/8/2021 | 9/8/2031 | 1,000,000.00 | 1.50% |
| 3193 | RAYMOND JAMES | FARM CREDIT | 3133EM6J6 | 9/27/2021 | 9/27/2033 | 1,000,000.00 | 2.00% |
| 3194 | RAYMOND JAMES | FARM CREDIT | 3133EM6H0 | 9/27/2021 | 9/27/2033 | 1,000,000.00 | 1.90% |
| 3195 | RAYMOND JAMES | FNMA | 3136AEXP7 | 9/29/2016 | 9/20/2025 | 27,735.70 | 1.84% |
| 3196 | RAYMOND JAMES | FNMA | 3136ATH98 | 9/30/2016 | 9/30/2028 | 264,036.60 | 2.23% |
| 3197 | RAYMOND JAMES | FHLB | 3130ANWV8 | 9/28/2021 | 9/28/2026 | 1,000,000.00 | 1.00% |
| 3202 | RAYMOND JAMES | MUNICIPAL | 792384CA5 | 9/29/2021 | 3/1/2032 | 1,505,000.00 | 2.20% |
| 3203 | RAYMOND JAMES | MUNICIPAL | 792384BZ1 | 9/29/2021 | 3/1/2031 | 1,465,000.00 | 2.05% |
| 3211 | RAYMOND JAMES | FHLMC | 3137BS6X6 | 10/31/2016 | 2/15/2029 | 30,631.18 | 2.64% |
| 3221 | RAYMOND JAMES | FARM CREDIT | 3133ENCC2 | 10/27/2021 | 10/27/2031 | 1,000,000.00 | 1.98% |
| 3222 | RAYMOND JAMES | MUNICIPAL | 446201AM7 | 10/27/2021 | 6/15/2033 | 1,000,000.00 | 2.65% |
| 3224 | RAYMOND JAMES | FHLB | 3130APPJ8 | 11/4/2021 | 11/4/2031 | 1,000,000.00 | 2.00% |
| 3227 | RAYMOND JAMES | FHLB | 3130APMV4 | 11/12/2021 | 11/14/2036 | 2,000,000.00 | 1.50% |
| 3228 | RAYMOND JAMES | MUNICIPAL | 64972ED55 | 11/16/2021 | 11/1/2036 | 2,000,000.00 | 2.62% |
| 3231 | RAYMOND JAMES | MUNICIPAL | 68609TQ50 | 11/18/2021 | 5/1/2039 | 1,975,820.00 | 2.66% |
| 3234 | RAYMOND JAMES | FARM CREDIT | 3133ENET3 | 11/23/2021 | 11/23/2029 | 1,000,000.00 | 1.89% |
| 3235 | RAYMOND JAMES | FHLB | 3130APRL1 | 11/23/2021 | 11/23/2027 | 3,000,000.00 | 1.00% |
| 3236 | RAYMOND JAMES | FHLB | 3130APQB4 | 11/23/2021 | 11/23/2026 | 1,000,000.00 | 1.50% |
| 3243 | RAYMOND JAMES | FARM CREDIT | 3133ENFS4 | 12/1/2021 | 12/1/2036 | 1,000,000.00 | 2.78% |
| 3244 | RAYMOND JAMES | FARM CREDIT | 3133ENFT2 | 12/1/2021 | 12/1/2036 | 1,000,000.00 | 2.71% |
| 3245 | RAYMOND JAMES | MUNICIPAL | 72178JAF0 | 12/3/2021 | 5/1/2027 | 992,600.00 | 1.56% |
| 3247 | RAYMOND JAMES | MUNICIPAL | 969268DB4 | 12/6/2021 | 8/1/2032 | 747,630.00 | 2.75% |
| 3248 | RAYMOND JAMES | FARM CREDIT | 3133ENGL8 | 12/7/2021 | 12/7/2029 | 1,000,000.00 | 2.00% |
| 3251 | RAYMOND JAMES | MUNICIPAL | 605581QP5 | 12/9/2021 | 10/1/2029 | 1,000,000.00 | 1.89% |
| 3252 | RAYMOND JAMES | MUNICIPAL | 605581QQ3 | 12/9/2021 | 10/1/2030 | 500,000.00 | 1.99% |
| 3253 | RAYMOND JAMES | MUNICIPAL | 605581QS9 | 12/9/2021 | 10/1/2032 | 1,260,000.00 | 2.19% |
| 3254 | RAYMOND JAMES | MUNICIPAL | 605581QR1 | 12/9/2021 | 10/1/2031 | 755,000.00 | 2.12% |
| 3256 | RAYMOND JAMES | FHLMC | 3137BNUG7 | 1/10/2017 | 12/15/2028 | 232,096.88 | 2.24% |
| 3257 | RAYMOND JAMES | FHLMC | 3137AJCR3 | 11/30/2011 | 2/15/2041 | 180,934.98 | 3.17% |
| 3270 | RAYMOND JAMES | REVENUE | 88275FNX3 | 3/22/2017 | 3/1/2025 | 902,988.20 | 3.01% |
| 3278 | RAYMOND JAMES | FHLB | 3130ARGD7 | 4/14/2022 | 4/14/2025 | 1,000,000.00 | 2.00% |
| 3279 | RAYMOND JAMES | FHLB | 3130ARKL4 | 4/21/2022 | 4/21/2027 | 1,000,000.00 | 2.25% |
| 3280 | RAYMOND JAMES | FHLB | 3130ARQW4 | 4/27/2022 | 4/27/2027 | 1,000,000.00 | 2.70% |
| TOTAL | | | | Summary of Dealers | | 146,616,727.29 | |
| 2677 | William Blair | Money Market | 019936 | 5/20/2014 | 5/20/2025 | 93,885.68 | 3.33% |
| TOTAL | | | | Summary of Dealers | | 93,885.68 | |

WORTH TOWNSHIP

| <u>Dealer</u> | <u>Security</u> | <u>CUSIP #</u> | <u>Purchase Date</u> | <u>Maturity</u> | <u>Cost</u> | <u>Yield</u> |
|---------------|-----------------|----------------------------|----------------------|-----------------|--------------|--------------|
| 2554 | WORTH | MUNICIPAL Sunnybrook 171 | 9/13/2017 | 12/1/2024 | 825,000.00 | 2.61% |
| 2579 | WORTH | MUNICIPAL Madison 2 2027 | 12/21/2017 | 4/1/2027 | 960,000.00 | 4.16% |
| 2580 | WORTH | MUNICIPAL Madison 2 2028 | 12/21/2017 | 4/1/2028 | 995,000.00 | 4.20% |
| 2617 | WORTH | MUNICIPAL Ohio 505 | 5/15/2018 | 12/1/2028 | 511,181.29 | 3.18% |
| 2618 | WORTH | MUNICIPAL Ohio 17 | 5/15/2018 | 12/1/2028 | 511,181.29 | 3.18% |
| 2624 | WORTH | MUNICIPAL CCSD 140 | 6/26/2018 | 3/1/2025 | 308,000.00 | 3.48% |
| 2625 | WORTH | MUNICIPAL CCSD 140 | 6/26/2018 | 3/1/2026 | 319,000.00 | 3.51% |
| 2626 | WORTH | MUNICIPAL CCSD 140 | 6/26/2018 | 3/1/2027 | 330,000.00 | 3.54% |
| 2627 | WORTH | MUNICIPAL CCSD 140 | 6/26/2018 | 3/1/2028 | 342,000.00 | 3.57% |
| 2628 | WORTH | MUNICIPAL CCSD 140 | 6/26/2018 | 3/1/2029 | 145,000.00 | 3.60% |
| 2655 | WORTH | MUNICIPAL Eisenhower | 8/15/2018 | 4/1/2023 | 480,000.00 | 3.17% |
| 2676 | WORTH | MUNICIPAL East Alton14 | 10/2/2018 | 12/1/2022 | 676,000.00 | 3.82% |
| 2705 | WORTH | MUNICIPAL S. Wilmington 74 | 3/13/2019 | 12/1/2022 | 30,878.04 | 3.62% |
| 2706 | WORTH | MUNICIPAL S. Wilmington 74 | 3/13/2019 | 12/1/2023 | 32,328.90 | 3.69% |
| 2727 | WORTH | MUNICIPAL Millstadt 160 | 4/3/2019 | 2/1/2023 | 134,000.00 | 3.21% |
| 2728 | WORTH | MUNICIPAL Millstadt 160 | 4/3/2019 | 2/1/2024 | 402,000.00 | 3.22% |
| 2729 | WORTH | MUNICIPAL Millstadt 160 | 4/3/2019 | 2/1/2025 | 417,000.00 | 3.24% |
| 2730 | WORTH | MUNICIPAL Millstadt 160 | 4/3/2019 | 2/1/2026 | 428,000.00 | 3.26% |
| 2820 | WORTH | MUNICIPAL CUSD 60 2019 | 12/23/2019 | 12/1/2024 | 790,000.00 | 2.15% |
| 2821 | WORTH | MUNICIPAL Okaw Valley 302 | 1/13/2020 | 12/1/2029 | 362,323.75 | 2.41% |
| 2843 | WORTH | MUNICIPAL GRANT110 | 2/11/2020 | 12/1/2022 | 481,201.40 | 2.05% |
| 2844 | WORTH | MUNICIPAL GRANT 110 | 2/11/2020 | 12/1/2023 | 501,646.59 | 2.08% |
| 2845 | WORTH | MUNICIPAL GRANT 110 | 2/11/2020 | 12/1/2024 | 490,000.00 | 2.11% |
| 2846 | WORTH | MUNICIPAL GRANT 110 | 2/11/2020 | 12/1/2025 | 295,000.00 | 2.16% |
| 2895 | WORTH | MUNICIPAL ST. LIBORY | 3/5/2020 | 2/1/2029 | 389,000.00 | 2.30% |
| 2896 | WORTH | MUNICIPAL BROWN 1 2020 | 3/10/2020 | 12/1/2030 | 2,690,000.00 | 2.18% |
| 2944 | WORTH | MUNICIPAL HILLSBORO 3 | 6/4/2020 | 12/1/2022 | 909,234.04 | 1.67% |
| 2945 | WORTH | MUNICIPAL HILLSBORO 3 | 6/4/2020 | 12/1/2023 | 958,964.05 | 1.74% |
| 2959 | WORTH | MUNICIPAL CRAB | 7/23/2020 | 12/1/2028 | 338,000.00 | 1.72% |
| 3014 | WORTH | MUNICIPAL WETHERSFIEL | 9/3/2020 | 12/1/2023 | 223,163.60 | .80% |
| 3015 | WORTH | MUNICIPAL WETHERSFIEL | 9/3/2020 | 12/1/2024 | 228,741.75 | .85% |
| 3016 | WORTH | MUNICIPAL WETHERSFIEL | 9/3/2020 | 12/1/2025 | 234,349.30 | .88% |
| 3061 | WORTH | MUNICIPAL OSWEGO 308 | 12/12/2020 | 2/1/2023 | 788,000.00 | 1.07% |
| 3062 | WORTH | MUNICIPAL OSWEGO 308 | 12/12/2020 | 2/1/2024 | 1,283,000.00 | 1.26% |
| 3063 | WORTH | MUNICIPAL OSWEGO 308 | 12/12/2020 | 2/1/2025 | 867,000.00 | 1.41% |
| 3066 | WORTH | MUNICIPAL DUQUOIN 300 | 12/10/2020 | 6/1/2023 | 518,000.00 | 1.48% |
| 3067 | WORTH | MUNICIPAL DUQUOIN 300 | 12/10/2020 | 6/1/2024 | 530,000.00 | 1.59% |
| 3074 | WORTH | MUNICIPAL Galena 120 | 2/1/2021 | 12/1/2022 | 543,000.00 | 1.29% |
| 3075 | WORTH | MUNICIPAL Galena 120 | 2/1/2021 | 12/1/2023 | 550,000.00 | 1.43% |

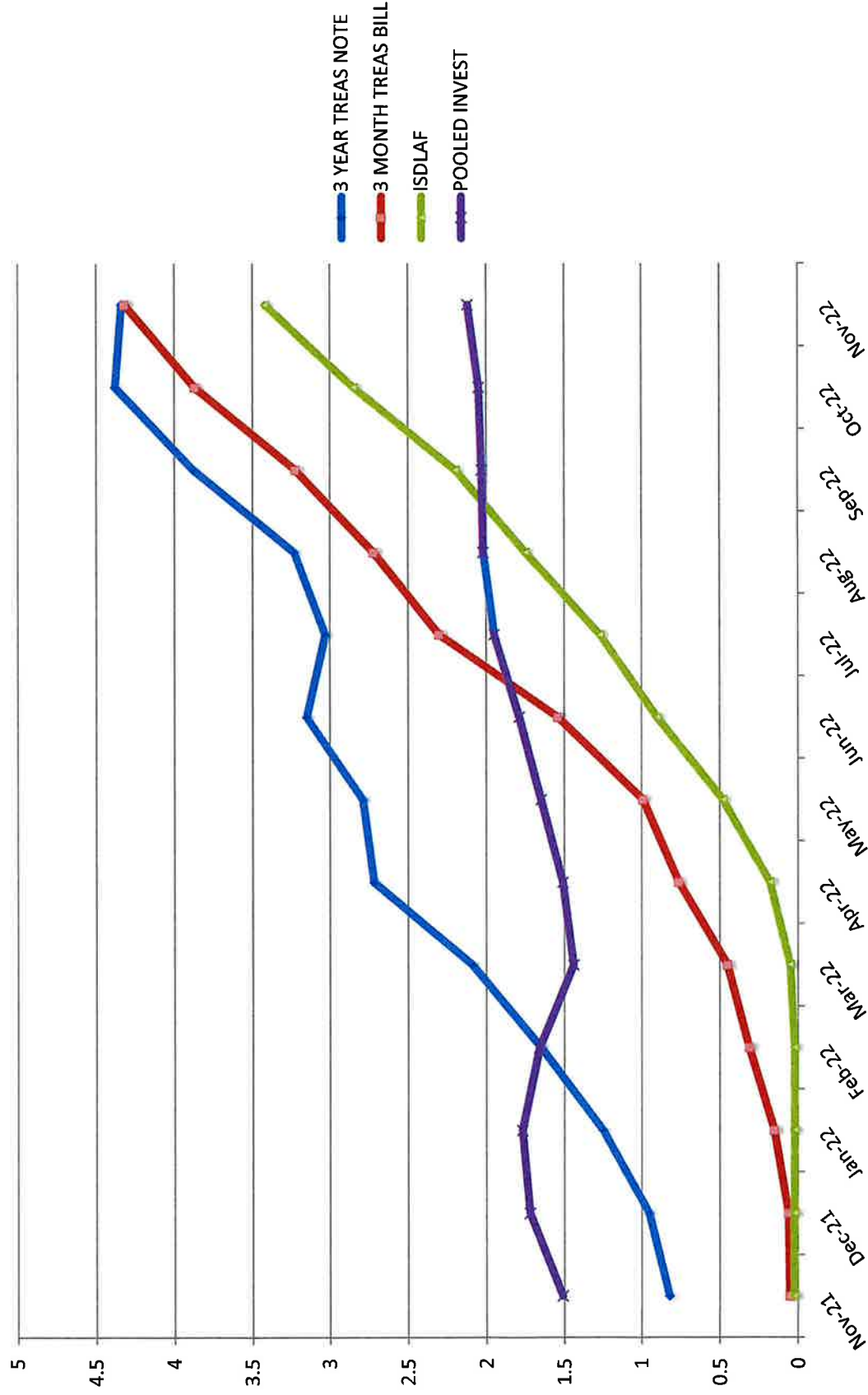
WORTH TOWNSHIP

| <u>Dealer</u> | <u>Security</u> | <u>CUSIP #</u> | <u>Purchase Date</u> | <u>Maturity</u> | <u>Cost</u> | <u>Yield</u> | |
|---------------|-----------------|----------------|----------------------|-----------------|-------------|--------------|-------|
| 3078 | WORTH | MUNICIPAL | Brown County 1 | 3/4/2021 | 12/1/2022 | 245,000.00 | 1.19% |
| 3079 | WORTH | MUNICIPAL | Brown County 1 | 3/4/2021 | 12/1/2023 | 250,000.00 | 1.30% |
| 3080 | WORTH | MUNICIPAL | Brown County 1 | 3/4/2021 | 12/1/2024 | 255,000.00 | 1.34% |
| 3081 | WORTH | MUNICIPAL | Brown County 1 | 3/4/2021 | 12/1/2025 | 260,000.00 | 1.41% |
| 3082 | WORTH | MUNICIPAL | Brown County 1 | 3/4/2021 | 12/1/2026 | 270,000.00 | 1.45% |
| 3084 | WORTH | MUNICIPAL | Brown County 1 | 3/4/2021 | 12/1/2027 | 275,000.00 | 1.50% |
| 3085 | WORTH | MUNICIPAL | Brown County 1 | 3/4/2021 | 12/1/2028 | 280,000.00 | 1.55% |
| 3086 | WORTH | MUNICIPAL | Brown County 1 | 3/4/2021 | 12/1/2029 | 295,000.00 | 1.60% |
| 3087 | WORTH | MUNICIPAL | Brown County 1 | 3/4/2021 | 12/1/2030 | 300,000.00 | 1.65% |
| 3088 | WORTH | MUNICIPAL | Brown County 1 | 3/4/2021 | 12/1/2031 | 310,000.00 | 1.70% |
| 3089 | WORTH | MUNICIPAL | Brown County 1 | 3/4/2021 | 12/1/2032 | 315,000.00 | 1.75% |
| 3090 | WORTH | MUNICIPAL | Brown County 1 | 3/4/2021 | 12/1/2033 | 215,000.00 | 1.80% |
| 3091 | WORTH | MUNICIPAL | Carterville 5 | 3/8/2021 | 12/1/2028 | 245,000.00 | 1.65% |
| 3092 | WORTH | MUNICIPAL | Carterville 5 | 3/8/2021 | 12/1/2029 | 250,000.00 | 1.65% |
| 3093 | WORTH | MUNICIPAL | Carterville 5 | 3/8/2021 | 12/1/2030 | 255,000.00 | 1.65% |
| 3094 | WORTH | MUNICIPAL | Carterville 5 | 3/8/2021 | 12/1/2031 | 260,000.00 | 1.75% |
| 3095 | WORTH | MUNICIPAL | Carterville 5 | 3/8/2021 | 12/1/2032 | 260,000.00 | 1.75% |
| 3137 | WORTH | MUNICIPAL | Ball Chatham 5 | 4/14/2021 | 2/1/2023 | 175,000.00 | 1.34% |
| 3138 | WORTH | MUNICIPAL | Ball Chatham 5 | 4/14/2021 | 2/1/2024 | 175,000.00 | 1.44% |
| 3139 | WORTH | MUNICIPAL | Ball Chatham 5 | 4/14/2021 | 2/1/2025 | 550,000.00 | 1.54% |
| 3140 | WORTH | MUNICIPAL | Ball Chatham 5 | 4/14/2021 | 2/1/2026 | 1,695,000.00 | 1.65% |
| 3141 | WORTH | MUNICIPAL | Ball Chatham 5 | 4/14/2021 | 2/1/2027 | 1,345,000.00 | 1.67% |
| 3142 | WORTH | MUNICIPAL | Ball Chatham 5 | 4/14/2021 | 2/1/2028 | 2,580,000.00 | 1.70% |
| 3143 | WORTH | MUNICIPAL | Ball Chatham 5 | 4/14/2021 | 2/1/2029 | 255,000.00 | 1.72% |
| 3205 | WORTH | MUNICIPAL | Carbondale 95 | 9/27/2021 | 11/1/2023 | 795,000.00 | 1.19% |
| 3206 | WORTH | MUNICIPAL | Carbondale 95 | 9/27/2021 | 11/1/2024 | 805,000.00 | 1.36% |
| 3207 | WORTH | MUNICIPAL | Carbondale 95 | 9/27/2021 | 11/1/2025 | 815,000.00 | 1.42% |
| 3208 | WORTH | REVENUE | Carbondale 95 | 9/27/2021 | 11/1/2026 | 830,000.00 | 1.47% |
| 3242 | WORTH | MUNICIPAL | Odell 435 | 11/3/2021 | 12/1/2028 | 450,000.00 | 1.60% |
| 3261 | WORTH | MUNICIPAL | PRAIRIE VIEW | 2/1/2022 | 12/1/2024 | 371,000.00 | 1.52% |
| 3262 | WORTH | MUNICIPAL | TINLEY PARK | 2/10/2022 | 12/1/2027 | 350,000.00 | 2.02% |
| 3263 | WORTH | MUNICIPAL | TINLEY PARK | 2/10/2022 | 12/1/2028 | 435,000.00 | 2.11% |
| 3264 | WORTH | MUNICIPAL | MIDLOTHIAN | 2/28/2022 | 12/1/2022 | 0.00 | 1.36% |
| 3265 | WORTH | MUNICIPAL | MIDLOTHIAN | 2/28/2022 | 12/1/2023 | 452,500.00 | 1.54% |
| 3266 | WORTH | MUNICIPAL | MIDLOTHIAN | 2/28/2022 | 12/1/2024 | 457,500.00 | 1.70% |
| 3267 | WORTH | MUNICIPAL | MIDLOTHIAN | 2/28/2022 | 12/1/2025 | 465,000.00 | 1.84% |
| 3268 | WORTH | MUNICIPAL | MIDLOTHIAN | 2/28/2022 | 12/1/2026 | 437,500.00 | 1.96% |
| 3271 | WORTH | MUNICIPAL | Milne 91 | 3/8/2022 | 1/1/2023 | 31,300.00 | 1.51% |
| 3272 | WORTH | MUNICIPAL | Milne 91 | 3/8/2022 | 1/1/2024 | 28,300.00 | 1.67% |

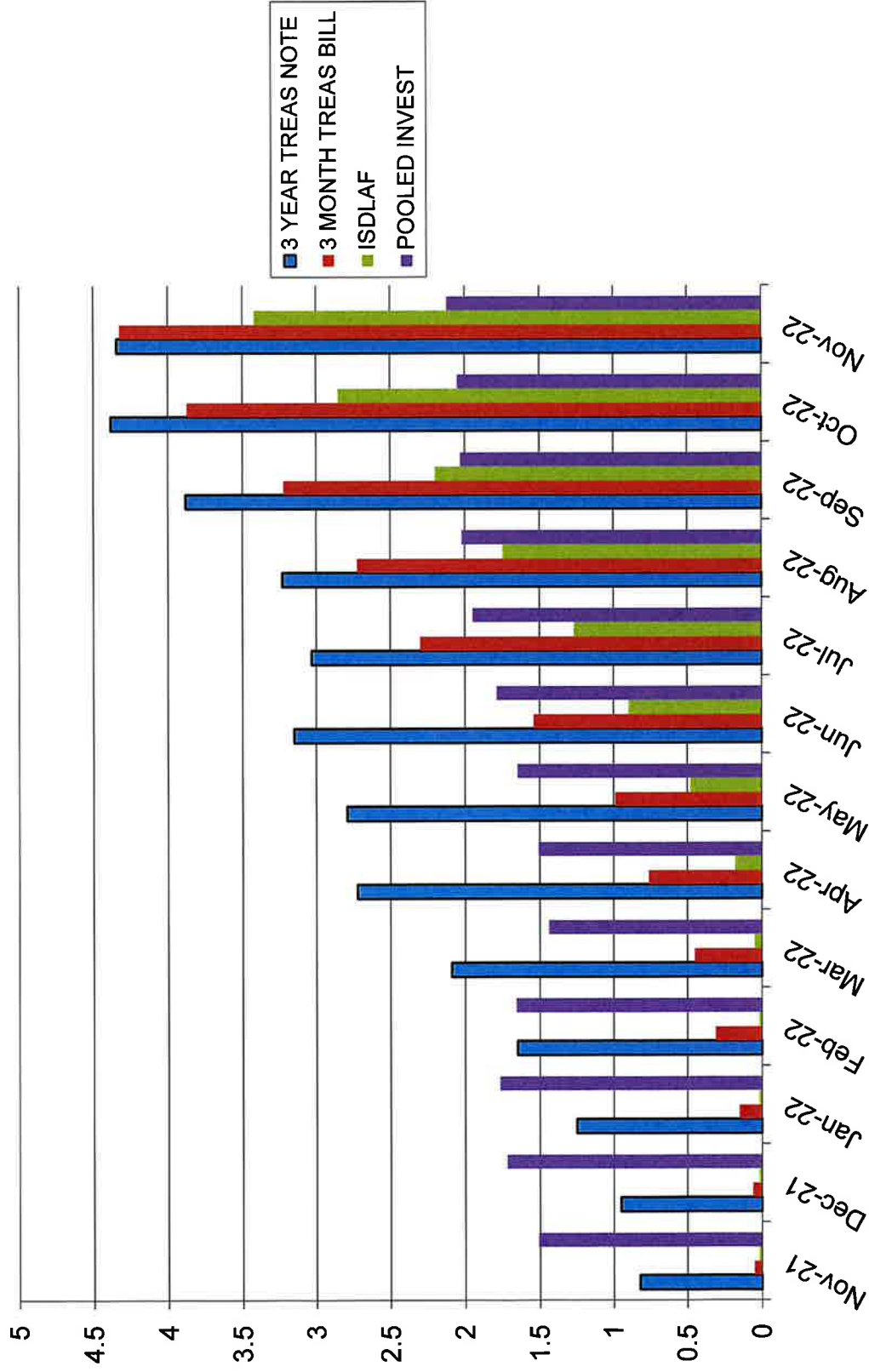
WORTH TOWNSHIP

| <u>Dealer</u> | <u>Security</u> | <u>CUSIP #</u> | <u>Purchase Date</u> | <u>Maturity</u> | <u>Cost</u> | <u>Yield</u> |
|---------------|-----------------|----------------|---------------------------|-----------------|-----------------------|--------------------|
| 3273 | WORTH | MUNICIPAL | Milne 91 | 3/8/2022 | 1/1/2025 | 33,100.00 1.80% |
| 3274 | WORTH | MUNICIPAL | Milne 91 | 3/8/2022 | 1/1/2026 | 67,900.00 1.92% |
| 3275 | WORTH | MUNICIPAL | Milne 91 | 3/8/2022 | 1/1/2027 | 213,700.00 2.02% |
| 3276 | WORTH | MUNICIPAL | Milne 91 | 3/8/2022 | 1/1/2028 | 217,800.00 2.11% |
| 3277 | WORTH | MUNICIPAL | Milne 91 | 3/8/2022 | 1/1/2029 | 161,400.00 2.17% |
| 3284 | WORTH | MUNICIPAL | FREEBURG 70 | 5/10/2022 | 12/1/2027 | 1,171,000.00 2.75% |
| 3287 | WORTH | MUNICIPAL | Willowbrook | 6/8/2022 | 12/30/2024 | 1,020,000.00 2.70% |
| 3290 | WORTH | MUNICIPAL | Highland CC 519 | 10/18/2022 | 2/27/2023 | 2,460,000.00 4.25% |
| 3291 | WORTH | TAW | Pennoyer 79 | 11/10/2022 | 6/15/2023 | 725,000.00 4.95% |
| TOTAL | | | Summary of Dealers | | 45,925,194.00 | |
| | | WAM | 3,128.31 | | 363,639,756.02 | WAV 2.12% |

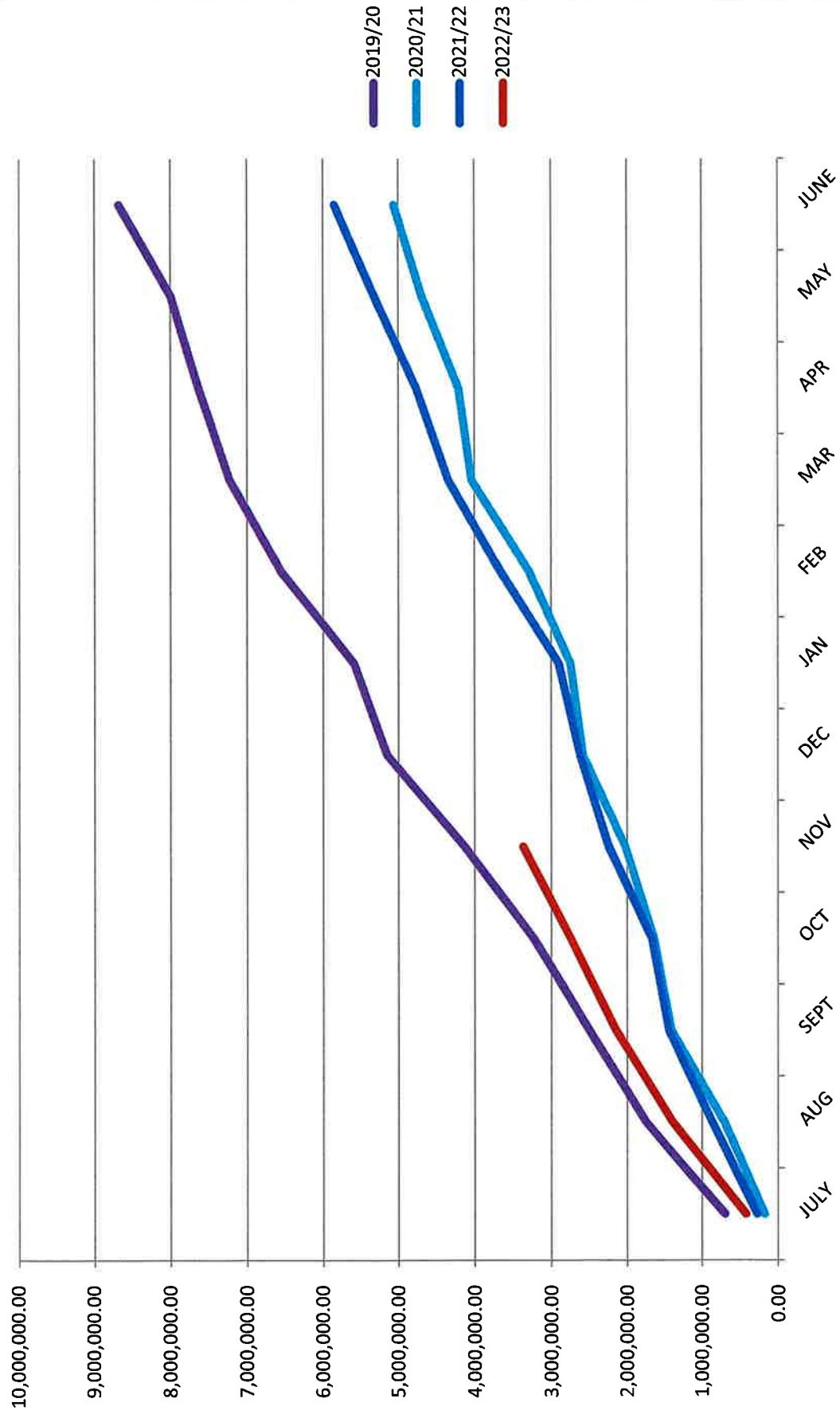
MONTHLY AVERAGE YIELD-LINE GRAPH



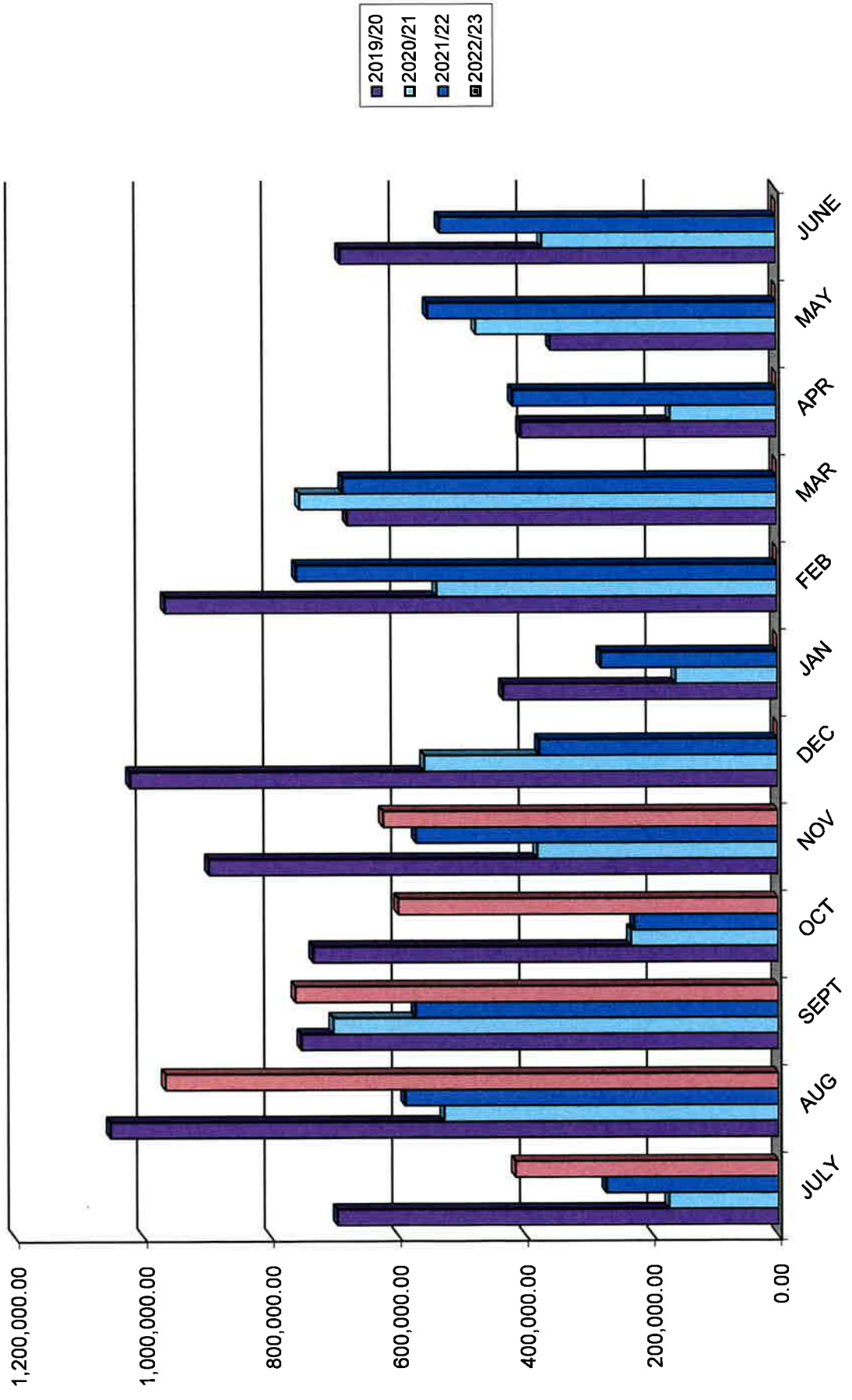
MONTHLY AVG YIELD



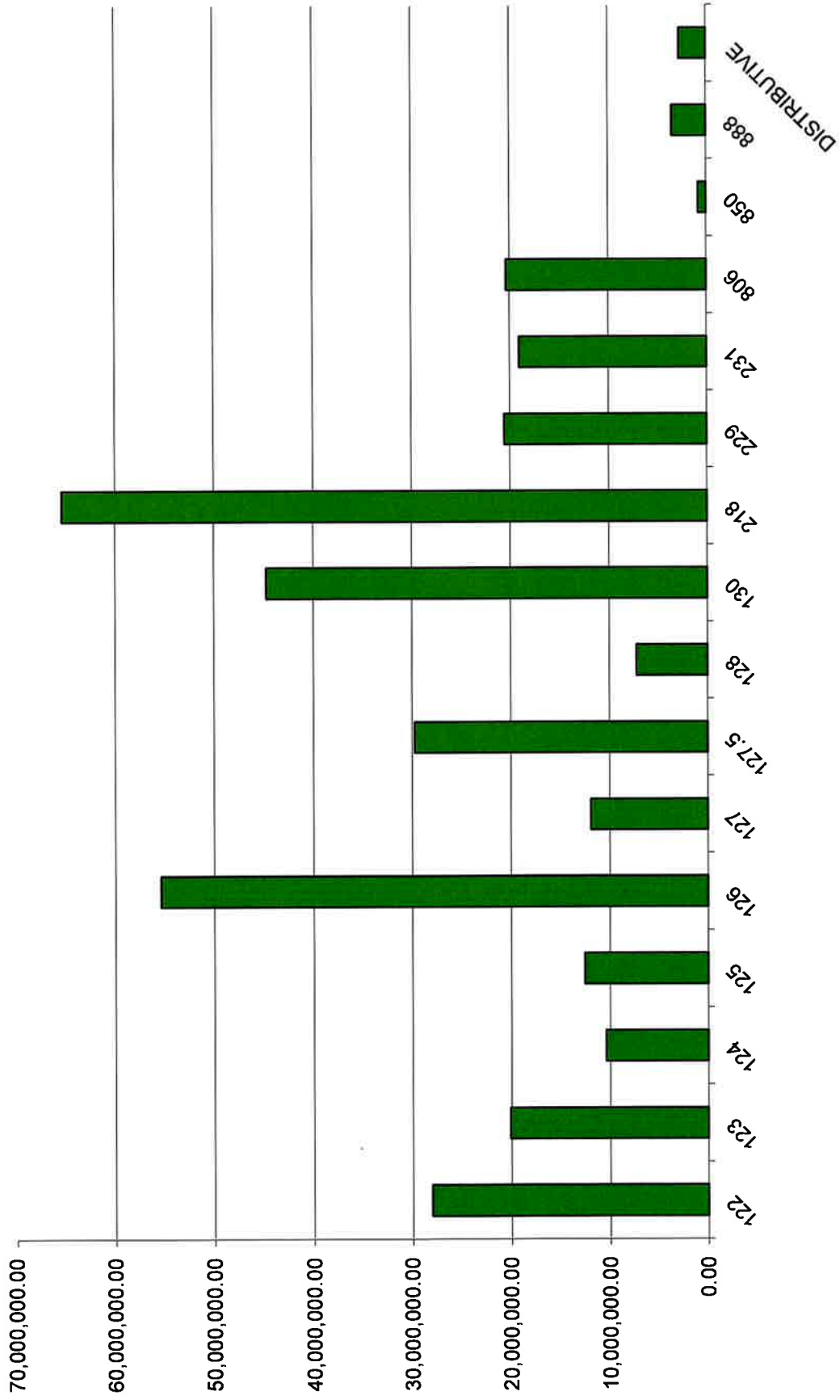
CUMULATIVE INTEREST EARNINGS



INCOME EARNED

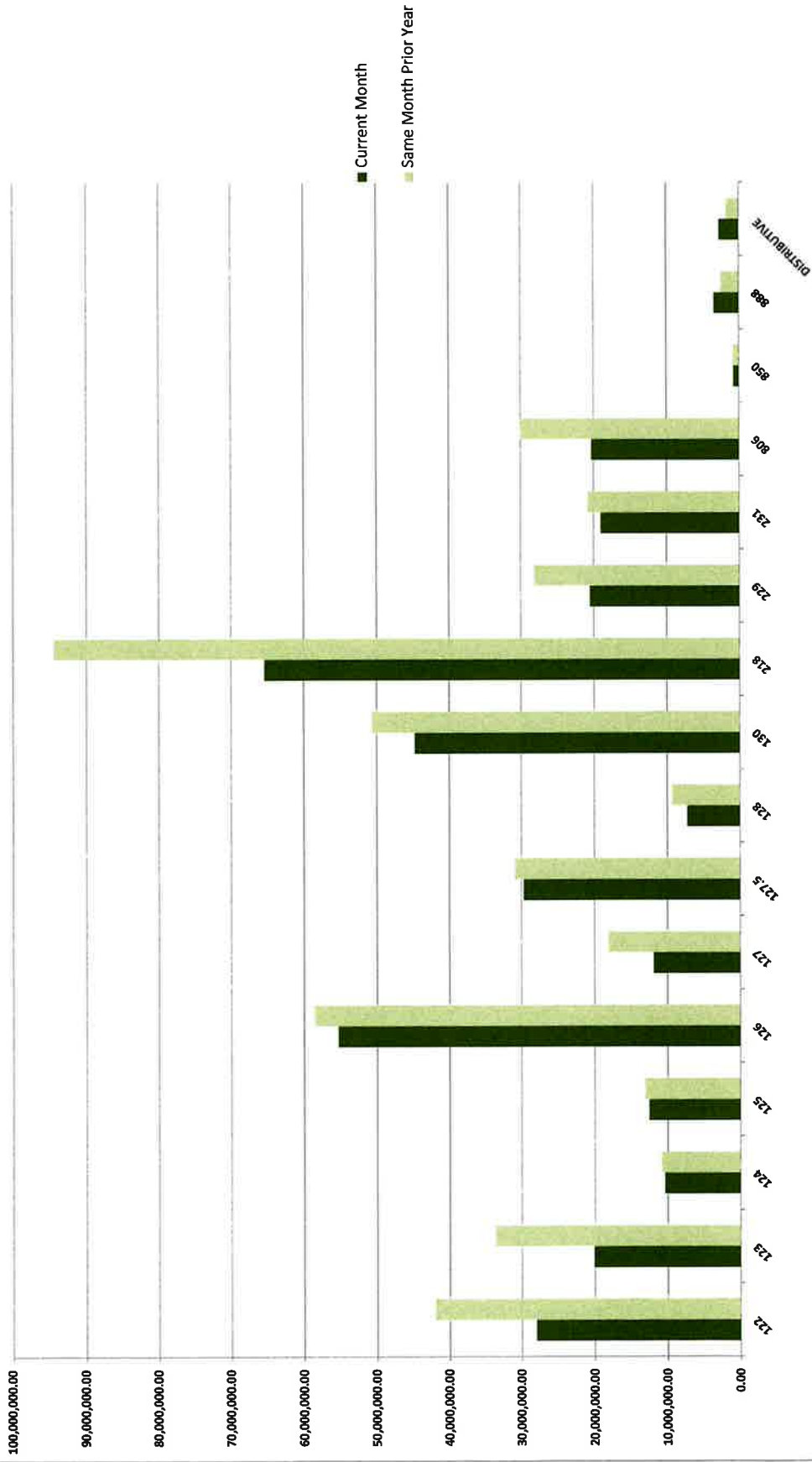


BANK BALANCES



NOVEMBER, 2022

District Bank Balances



NOVEMBER, 2022

SECURITIES BY PERCENT

