

WORTH TOWNSHIP

August 2021

	<u>Dealer</u>	<u>Security</u>	<u>CUSIP #</u>	<u>Purchase Date</u>	<u>Maturity</u>	<u>Cost</u>	<u>Yield</u>
1891	FIFTH THIRD	Money Market	██████████	4/1/2009	7/1/2029	13,072,127.01	.05%
2110	FIFTH THIRD	Money Market	██████████	8/1/2012	7/1/2029	5,548,743.76	.05%
2118	FIFTH THIRD	Money Market	██████████	7/1/2012	7/1/2029	252,059.77	.05%
TOTAL		Summary of Dealers			18,872,930.54		
92	FIRST MIDWEST	Money Market	██████████	7/1/2001	7/1/2029	108.46	.05%
TOTAL		Summary of Dealers			108.46		
132	First Tennessee	T-Bond	912810EM6	2/8/1999	8/15/2022	1,000,000.00	6.04%
2265	First Tennessee	FHLMC	3137B2JG6	6/10/2015	9/15/2022	840,554.59	1.85%
2830	First Tennessee	FARM CREDIT	3133ELMX9	2/14/2020	2/14/2035	1,000,000.00	2.65%
2880	First Tennessee	FHLB	3130AJFD6	3/25/2020	3/25/2030	1,666,666.66	2.00%
2882	First Tennessee	FHLB	3130AJFE4	3/30/2020	3/30/2035	1,500,000.00	2.50%
2902	First Tennessee	FARM CREDIT	3133EGG41	4/20/2020	11/17/2036	1,000,000.00	2.61%
2919	First Tennessee	FHLB	3130AJD89	5/8/2020	3/30/2037	112,461.11	2.00%
2924	First Tennessee	FARM CREDIT	3133ELZB3	5/14/2020	5/14/2035	999,000.00	2.00%
2925	First Tennessee	FHLB	3130AJLV9	5/18/2020	5/18/2035	999,400.00	2.06%
2929	First Tennessee	FHLB	3130AJLT4	5/19/2020	5/19/2034	999,282.00	2.00%
2935	First Tennessee	FARM CREDIT	3133ELK52	6/15/2020	6/15/2026	1,000,000.00	.95%
2936	First Tennessee	FARM CREDIT	3133ELK45	6/15/2020	6/15/2027	1,000,000.00	1.12%
2937	First Tennessee	FARM CREDIT	3133ELL77	6/18/2020	6/18/2040	1,000,000.00	2.09%
2938	First Tennessee	FARM CREDIT	3133ELM92	6/22/2020	6/22/2035	1,000,000.00	1.79%
2939	First Tennessee	FHLB	3130AJQH5	6/23/2020	6/23/2027	1,000,000.00	1.00%
2966	First Tennessee	FHLMC	3134GWNW2	8/17/2020	8/17/2033	998,400.00	1.72%
2967	First Tennessee	FHLB	3130AJWL9	8/18/2020	8/3/2035	998,967.08	2.00%
2972	First Tennessee	FARM CREDIT	3133EL3L6	8/21/2020	8/10/2029	998,000.00	1.82%
2974	First Tennessee	FARM CREDIT	3133ELZ31	8/21/2020	1/29/2035	999,250.00	1.84%
2975	First Tennessee	FARM CREDIT	3133EL3L6	8/25/2020	8/10/2029	2,995,500.00	2.00%
2979	First Tennessee	FNMA	3136G4Y49	8/26/2020	8/26/2032	995,100.00	1.50%
2980	First Tennessee	FARM CREDIT	3133EL5B6	8/28/2020	8/27/2040	1,997,500.00	2.13%
2985	First Tennessee	FARM CREDIT	3133EL5X8	9/3/2020	3/3/2031	999,250.00	1.50%
2988	First Tennessee	FNMA	3136G42W2	9/9/2020	9/6/2035	1,000,000.00	
2989	First Tennessee	FHLMC	3134GWRR9	9/8/2020	8/24/2032	998,000.00	1.61%
2993	First Tennessee	FHLB	3130AK2A3	9/10/2020	9/10/2035	1,000,000.00	1.64%
2994	First Tennessee	FHLMC	3134GWJ72	9/15/2020	3/15/2034	998,500.00	1.56%
2995	First Tennessee	FHLB	3130AK4J2	9/17/2020	9/17/2035	1,996,700.00	2.03%
2996	First Tennessee	FHLMC	3134GWT71	9/23/2020	9/23/2033	999,500.00	1.55%
2997	First Tennessee	FARM CREDIT	3133EMAP7	9/24/2020	9/24/2040	1,000,000.00	1.99%
2998	First Tennessee	FHLB	3130AK6X9	9/24/2020	9/24/2040	1,000,000.00	2.00%
2999	First Tennessee	FHLMC	3134GWQ58	9/24/2020	9/24/2035	995,500.00	1.53%
3001	First Tennessee	FHLMC	3134GWUT1	9/25/2020	9/22/2034	999,000.00	1.56%

WORTH TOWNSHIP

	<u>Dealer</u>	<u>Security</u>	<u>CUSIP #</u>	<u>Purchase Date</u>	<u>Maturity</u>	<u>Cost</u>	<u>Yield</u>
3002	First Tennessee	FHLMC	3134GWTJ5	9/25/2020	6/25/2030	1,000,000.00	1.25%
3010	First Tennessee	FHLMC	3134GWXF8	9/30/2020	9/30/2033	997,500.00	1.65%
3019	First Tennessee	FHLB	3130AKB39	10/5/2020	10/5/2035	1,000,000.00	1.65%
3020	First Tennessee	FHLB	3130AKB21	10/5/2020	10/5/2034	1,000,000.00	1.57%
3023	First Tennessee	FHLB	3130AKA71	10/8/2020	10/8/2030	1,000,000.00	1.25%
3026	First Tennessee	FARM CREDIT	3133EMDJ8	10/15/2020	10/15/2032	1,000,000.00	1.47%
3027	First Tennessee	FHLB	3130AKA89	10/15/2020	10/15/2035	1,000,000.00	1.69%
3035	First Tennessee	FNMA	3136G44V2	10/20/2020	10/20/2033	3,000,000.00	1.45%
3036	First Tennessee	FNMA	3136G45F6	10/26/2020	10/26/2035	3,000,000.00	1.55%
3037	First Tennessee	FHLMC	3134GW5M4	10/27/2020	4/27/2034	2,995,500.00	1.51%
3039	First Tennessee	FNMA	3136G46Y4	10/28/2020	4/28/2034	998,750.00	1.56%
3040	First Tennessee	FHLB	3130AKDN3	10/29/2020	10/29/2035	1,000,000.00	1.71%
3044	First Tennessee	FHLMC	3134GWPF7	11/3/2020	8/1/2033	2,958,750.00	1.43%
3045	First Tennessee	ACCRUED INT.	WPF7	11/3/2020	8/17/2033	8,296.67	
3048	First Tennessee	FARM CREDIT	3133EL4Q4	11/17/2020	8/20/2035	993,900.00	2.50%
3050	First Tennessee	FHLMC	3134GWCL8	11/17/2020	7/27/2034	997,260.00	3.00%
3052	First Tennessee	FNMA	3135GA3Y5	11/17/2020	11/17/2028	1,000,000.00	1.00%
3055	First Tennessee	FARM CREDIT	3133EL4Y7	11/18/2020	11/26/2032	997,800.00	1.50%
3056	First Tennessee	ACCRUED INT.	L4Y7	11/18/2020	11/26/2032	3,371.11	
3057	First Tennessee	FNMA	3135GA4B4	11/24/2020	11/23/2032	1,000,000.00	1.50%
3058	First Tennessee	FHLB	3130AKFN1	11/25/2020	11/13/2035	1,012,462.50	1.75%
3060	First Tennessee	FHLB	3130AKFG6	11/30/2020	11/30/2040	3,572,050.00	2.55%
3068	First Tennessee	FHLB	3130ALGW8	2/25/2021	2/24/2034	997,000.00	1.98%
3070	First Tennessee	FHLB	3130AL5G5	2/26/2021	8/26/2033	993,000.00	1.81%
3071	First Tennessee	FARM CREDIT	3133EMQP0	2/26/2021	2/11/2036	978,500.00	2.03%
3097	First Tennessee	FHLB	3130AL4H4	3/12/2021	2/25/2036	1,188,965.25	2.04%
3106	First Tennessee	FHLB	3130ALBG8	3/18/2021	2/25/2036	3,880,400.00	2.12%
3108	First Tennessee	FARM CREDIT	3133EMTE2	3/19/2021	3/17/2031	997,500.00	2.46%
3109	First Tennessee	ACCRUED INT.	MTE2	3/19/2021	3/17/2031	110.56	
3114	First Tennessee	FARM CREDIT	3133EMUA8	3/24/2021	3/24/2036	996,000.00	2.43%
3117	First Tennessee	FARM CREDIT	3133EMQP0	3/24/2021	2/11/2036	968,240.00	2.12%
3131	First Tennessee	FARM CREDIT	3133EMVU3	4/14/2021	4/14/2036	1,000,000.00	2.50%
3145	First Tennessee	FHLB	3130AMJR4	5/19/2021	5/19/2036	1,000,000.00	2.50%
3153	First Tennessee	FARM CREDIT	3133EMK84	6/17/2021	3/17/2031	1,000,000.00	1.89%
3157	First Tennessee	FARM CREDIT	3133EMJ45	6/21/2021	3/14/2033	1,000,000.00	2.15%
3158	First Tennessee	ACCRUED INT.	MJ45	6/21/2021	3/14/2033	418.06	
3159	First Tennessee	FARM CREDIT	3133EML42	6/21/2021	6/21/2029	1,000,000.00	1.49%
3164	First Tennessee	FARM CREDIT	3133EMU59	7/21/2021	7/21/2028	1,000,000.00	1.22%
3166	First Tennessee	FHLMC	3134GV6A1	8/3/2021	7/21/2032	994,980.00	1.60%

WORTH TOWNSHIP

	<u>Dealer</u>	<u>Security</u>	<u>CUSIP #</u>	<u>Purchase Date</u>	<u>Maturity</u>	<u>Cost</u>	<u>Yield</u>
3167	First Tennessee	ACCRUED INT. V6A1		8/3/2021	7/21/2032	516.67	
3170	First Tennessee	FARM CREDIT	3133EMW32	8/9/2021	10/28/2021	998,795.00	1.71%
3171	First Tennessee	ACCRUED INT. MW32		8/9/2021	4/28/2031	519.44	
3179	First Tennessee	FHLB	3130ANQK9	8/26/2021	8/26/2025	5,000,000.00	.50%
TOTAL		Summary of Dealers			91,617,116.70		
2893	FIRST TENNESSEE CD		SALLIE MAE	3/16/2020	6/6/2022	3,012,797.27	1.51%
TOTAL		Summary of Dealers			3,012,797.27		
1505	IIIT	Money Market	██████████	7/1/2006	7/1/2020	21,931,113.67	.03%
2700	IIIT	CP	██████████	3/1/2019	3/1/2025	27,480,077.63	2.29%
TOTAL		Summary of Dealers			49,411,191.30		
97	ISDLAF+	Money Market	██████████	4/30/2000	7/1/2030	.11	.01%
98	ISDLAF+	Money Market	██████████ MAX	4/30/2000	7/1/2020	6,344,537.14	.02%
99	ISDLAF+	Money Market	122	4/30/2000	7/1/2020	.08	.01%
100	ISDLAF+	Money Market	123	4/30/2000	7/1/2020	0.00	.01%
101	ISDLAF+	Money Market	124	4/30/2000	7/1/2020	0.00	.01%
102	ISDLAF+	Money Market	125	4/30/2000	7/1/2020	0.00	.01%
103	ISDLAF+	Money Market	126	4/30/2000	7/1/2020	0.00	.01%
104	ISDLAF+	Money Market	127	4/30/2000	7/1/2020	0.00	.01%
105	ISDLAF+	Money Market	128	4/30/2000	7/1/2020	0.00	.01%
106	ISDLAF+	Money Market	130	4/30/2000	7/1/2020	0.00	.01%
107	ISDLAF+	Money Market	218	4/30/2000	7/1/2020	0.00	.01%
108	ISDLAF+	Money Market	229	4/30/2000	7/1/2020	0.00	.01%
109	ISDLAF+	Money Market	231	4/30/2000	7/1/2020	0.00	.01%
110	ISDLAF+	Money Market	127.5	4/30/2000	7/1/2020	0.00	.01%
111	ISDLAF+	Money Market	AERO	4/30/2000	7/1/2020	0.00	.01%
112	ISDLAF+	Money Market	EISENHOWER	4/30/2000	7/1/2020	0.00	.01%
195	ISDLAF+	Money Market	123 DDA	7/1/2000	7/1/2020	1,415.33	.01%
1618	ISDLAF+	Money Market	MACS	4/30/2000	7/1/2020	0.00	.01%
1619	ISDLAF+	Money Market	MACS MAX	4/30/2000	7/1/2020	559,159.07	.02%
1794	ISDLAF+	Money Market	231 DDA	7/1/2008	7/1/2020	2,622.00	.01%
2459	ISDLAF+	Money Market	229 MAX	11/22/2016	7/1/2020	21.57	.02%
2665	ISDLAF+	Money Market	130 MAX	9/1/2018	7/31/2020	8,869,340.33	.02%
2810	ISDLAF+	Money Market	122 MAX	10/1/2019	10/1/2029	6,055,935.87	.02%
2822	ISDLAF+	Money Market	231 HC DDA	1/1/2020	1/1/2030	468,050.82	.01%
2823	ISDLAF+	Money Market	231 HC P/R	1/1/2020	1/1/2030	0.00	.88%
2983	ISDLAF+	Money Market	127.5 MAX	8/1/2020	8/1/2030	5,004,453.79	.02%
3011	ISDLAF+	Money Market	AERO MAX	9/15/2020	9/15/2040	5,106,937.08	.02%
TOTAL		Summary of Dealers			32,412,473.19		

WORTH TOWNSHIP

	<u>Dealer</u>	<u>Security</u>	<u>CUSIP #</u>	<u>Purchase Date</u>	<u>Maturity</u>	<u>Cost</u>	<u>Yield</u>
2668	MESIROW	MUNICIPAL	214471PG3	10/16/2018	12/1/2021	345,000.00	3.35%
2669	MESIROW	MUNICIPAL	214471PH1	10/16/2018	12/1/2022	365,000.00	3.47%
2670	MESIROW	MUNICIPAL	214471PJ7	10/16/2018	12/1/2023	250,000.00	3.67%
2671	MESIROW	MUNICIPAL	214471PK4	10/16/2018	12/1/2024	435,000.00	3.80%
2868	MESIROW	MUNICIPAL	400190DP6	3/19/2020	11/1/2024	285,000.00	1.83%
2869	MESIROW	MUNICIPAL	400190DQ4	3/19/2020	11/1/2025	145,000.00	1.87%
TOTAL		Summary of Dealers			1,825,000.00		
481	Raymond James	Money Market	██████████	7/1/2001	7/1/2026	9,393,759.73	.01%
2348	RAYMOND JAMES	MUNICIPAL	83756CBX2	3/29/2016	1/1/2021	709,205.00	2.58%
2428	RAYMOND JAMES	REVENUE	650035L30	9/28/2016	3/15/2022	2,200,000.00	1.80%
2431	RAYMOND JAMES	FNMA	3136AEXP7	9/29/2016	9/20/2025	54,307.83	1.84%
2433	RAYMOND JAMES	FNMA	3136ATH98	9/30/2016	9/30/2028	447,159.50	2.23%
2446	RAYMOND JAMES	FHLMC	3137BS6X6	10/31/2016	2/15/2029	554,157.30	2.64%
2452	RAYMOND JAMES	REVENUE	880461MM7	11/17/2015	11/15/2021	193,000.00	2.96%
2456	RAYMOND JAMES	REVENUE	649883D85	11/25/2016	10/1/2023	305,147.50	3.76%
2460	RAYMOND JAMES	FHLMC	3137AJCR3	11/30/2011	2/15/2021	272,630.46	3.17%
2467	RAYMOND JAMES	FHLMC	3137BNUG7	1/10/2017	12/15/2028	425,961.34	2.24%
2500	RAYMOND JAMES	REVENUE	88275FNX3	3/22/2017	3/1/2025	1,262,988.20	3.01%
2504	RAYMOND JAMES	REVENUE	67756QTR8	3/28/2017	9/1/2025	1,887,500.00	3.54%
2519	RAYMOND JAMES	MUNICIPAL	3735394V4	5/10/2017	12/1/2025	599,000.00	3.72%
2521	RAYMOND JAMES	REVENUE	9143017G5	5/18/2017	2/15/2025	2,000,000.00	2.80%
2537	RAYMOND JAMES	REVENUE	60535QPD6	6/14/2017	6/1/2034	620,000.00	3.55%
2538	RAYMOND JAMES	MUNICIPAL	663821VW3	6/27/2017	12/1/2024	1,330,000.00	3.20%
2548	RAYMOND JAMES	MUNICIPAL	671409G38	8/31/2017	12/1/2024	1,055,000.00	3.30%
2563	RAYMOND JAMES	MUNICIPAL	214651MY4	11/1/2017	2/1/2021	725,000.00	2.67%
2564	RAYMOND JAMES	MUNICIPAL	214651MZ1	11/1/2017	2/1/2022	130,000.00	2.85%
2565	RAYMOND JAMES	MUNICIPAL	93978TPH6	11/3/2017	12/1/2022	1,000,000.00	3.20%
2570	RAYMOND JAMES	MUNICIPAL	977100EF9	11/29/2017	5/1/2027	2,550,000.00	3.12%
2596	RAYMOND JAMES	REVENUE	25477PNT8	3/15/2018	3/1/2023	1,261,210.79	3.34%
2612	RAYMOND JAMES	REVENUE	13034PZQ3	5/17/2018	2/1/2025	1,192,708.60	3.53%
2656	RAYMOND JAMES	FARM CREDIT	3133EJA41	9/20/2018	9/20/2028	2,000,000.00	3.73%
2657	RAYMOND JAMES	REVENUE	914440KK7	9/24/2018	5/1/2028	195,000.00	2.81%
2686	RAYMOND JAMES	FHLB	383742C76	1/20/2010	8/16/2022	137,299.91	3.13%
2720	RAYMOND JAMES	MUNICIPAL	6037893U0	4/22/2019	12/15/2025	896,460.00	2.87%
2723	RAYMOND JAMES	FARM CREDIT	3133EKEA0	4/26/2019	3/22/2029	1,000,000.00	3.20%
2759	RAYMOND JAMES	Money Market	FRGXX	6/1/2019	6/1/2029	0.00	1.90%
2865	RAYMOND JAMES	FARM CREDIT	3133ELSV7	3/17/2020	3/12/2035	1,998,000.00	2.24%
2883	RAYMOND JAMES	REVENUE	64972C6C2	3/25/2020	5/1/2028	2,572,051.30	4.15%
2887	RAYMOND JAMES	FARM CREDIT	3133EJTL3	3/25/2020	7/6/2038	1,023,747.22	1.70%

WORTH TOWNSHIP

	<u>Dealer</u>	<u>Security</u>	<u>CUSIP #</u>	<u>Purchase Date</u>	<u>Maturity</u>	<u>Cost</u>	<u>Yield</u>
2907	RAYMOND JAMES	MUNICIPAL	972631HB4	4/29/2020	8/15/2036	791,921.35	1.05%
2913	RAYMOND JAMES	MUNICIPAL	9143017L4	5/6/2020	2/15/2029	642,173.91	2.62%
2920	RAYMOND JAMES	MUNICIPAL	01170REE8	5/8/2020	12/1/2032	42,088.89	1.75%
2926	RAYMOND JAMES	MUNICIPAL	214489BW5	5/19/2020	1/15/2035	976,720.00	3.20%
2927	RAYMOND JAMES	MUNICIPAL	214489BY1	5/19/2020	1/15/2032	680,000.00	3.00%
2928	RAYMOND JAMES	MUNICIPAL	214489BU9	5/19/2020	1/15/2033	494,785.00	3.10%
2930	RAYMOND JAMES	MUNICIPAL	216057EA3	5/22/2020	6/1/2035	2,129,640.00	1.60%
2940	RAYMOND JAMES	FARM CREDIT	3133ELM43	6/24/2020	6/17/2030	2,000,000.00	1.25%
2942	RAYMOND JAMES	FHLB	3130AJQK8	6/30/2020	6/30/2038	1,000,000.00	2.00%
2947	RAYMOND JAMES	MUNICIPAL	92812VF50	7/22/2020	7/1/2040	1,008,739.50	2.56%
2949	RAYMOND JAMES	MUNICIPAL	39222PEM2	7/8/2020	8/15/2030	1,000,000.00	1.95%
2950	RAYMOND JAMES	MUNICIPAL	57563RQH5	7/13/2020	7/1/2028	2,370,444.72	2.16%
2952	RAYMOND JAMES	MUNICIPAL	013493KD2	7/7/2020	7/1/2035	1,000,000.00	1.99%
2953	RAYMOND JAMES	MUNICIPAL	916544DY2	7/15/2020	8/1/2038	1,611,785.00	2.20%
2955	RAYMOND JAMES	MUNICIPAL	230563CX4	7/15/2020	9/1/2028	2,000,000.00	2.05%
2956	RAYMOND JAMES	MUNICIPAL	230563CY2	7/15/2020	9/1/2033	1,000,000.00	2.45%
2957	RAYMOND JAMES	GNMA	38378NK85	7/17/2015	11/16/2023	20,303.27	3.07%
2960	RAYMOND JAMES	MUNICIPAL	05164PAB1	4/20/2011	7/19/2025	456,627.11	6.71%
2961	RAYMOND JAMES	MUNICIPAL	757710UP1	8/6/2020	8/1/2039	1,500,208.54	2.28%
2962	RAYMOND JAMES	MUNICIPAL	44244CD20	8/6/2020	11/15/2040	1,007,859.51	2.24%
2964	RAYMOND JAMES	MUNICIPAL	419792ZD1	8/13/2020	8/1/2038	2,000,000.00	2.11%
2968	RAYMOND JAMES	MUNICIPAL	344640WX1	8/19/2020	8/1/2039	2,500,000.00	2.55%
2970	RAYMOND JAMES	MUNICIPAL	338035KA5	8/20/2020	8/1/2040	1,199,133.77	2.38%
2977	RAYMOND JAMES	FHLMC	3134GWLY0	8/26/2020	8/12/2032	2,992,500.00	1.80%
2984	RAYMOND JAMES	FHLMC	3134GWF43	9/1/2020	9/1/2032	1,000,000.00	1.45%
2986	RAYMOND JAMES	FARM CREDIT	3133EL4Y7	9/9/2020	11/26/2032	1,000,000.00	1.48%
2991	RAYMOND JAMES	MUNICIPAL	419792ZF6	9/10/2020	8/1/2040	930,000.00	2.29%
3000	RAYMOND JAMES	FHLMC	3134GWQ58	9/24/2020	9/24/2035	3,987,194.00	1.53%
3003	RAYMOND JAMES	MUNICIPAL	187270H63	9/29/2020	2/15/2035	1,000,000.00	1.73%
3004	RAYMOND JAMES	FHLMC	3134GWVK9	9/30/2020	9/30/2033	998,020.00	1.32%
3006	RAYMOND JAMES	MUNICIPAL	586752EX1	9/30/2020	8/1/2041	1,080,000.00	2.61%
3008	RAYMOND JAMES	FHLB	3130AK6M3	9/30/2020	9/30/2033	1,000,000.00	1.50%
3009	RAYMOND JAMES	FHLMC	3134GWUK0	9/30/2020	12/30/2031	998,750.00	1.26%
3018	RAYMOND JAMES	MUNICIPAL	63877NMZ7	10/1/2020	8/1/2037	1,000,000.30	2.40%
3021	RAYMOND JAMES	MUNICIPAL	403720KF1	10/6/2020	9/1/2037	1,000,693.06	1.95%
3022	RAYMOND JAMES	MUNICIPAL	403720KJ3	10/6/2020	9/1/2040	1,000,000.00	2.15%
3024	RAYMOND JAMES	MUNICIPAL	584288FK5	10/14/2020	7/15/2042	1,825,000.00	2.47%
3025	RAYMOND JAMES	MUNICIPAL	584288FL3	10/14/2020	7/15/2043	1,620,000.00	2.52%
3028	RAYMOND JAMES	MUNICIPAL	92812VK47	10/16/2020	9/1/2035	1,014,366.25	2.22%

WORTH TOWNSHIP

	<u>Dealer</u>	<u>Security</u>	<u>CUSIP #</u>	<u>Purchase Date</u>	<u>Maturity</u>	<u>Cost</u>	<u>Yield</u>
3030	RAYMOND JAMES	MUNICIPAL	92812VK21	10/16/2020	9/1/2033	1,014,771.25	2.12%
3032	RAYMOND JAMES	MUNICIPAL	356640KS0	10/19/2020	1/1/2036	1,000,000.00	2.94%
3033	RAYMOND JAMES	MUNICIPAL	356640KU5	10/19/2020	1/1/2041	1,000,000.00	3.17%
3034	RAYMOND JAMES	MUNICIPAL	356640KT8	10/19/2020	1/1/2038	1,000,000.00	3.04%
3038	RAYMOND JAMES	MUNICIPAL	580773LX5	10/28/2020	2/15/2035	2,000,000.00	2.62%
3041	RAYMOND JAMES	MUNICIPAL	659155PH2	10/29/2020	2/1/2043	1,708,479.99	2.30%
3042	RAYMOND JAMES	MUNICIPAL	0745096K1	10/29/2020	3/1/2033	1,013,836.39	2.03%
3046	RAYMOND JAMES	MUNICIPAL	092478RD0	11/10/2020	3/1/2032	1,127,243.40	1.86%
3047	RAYMOND JAMES	FHLMC	3134GXBK9	11/17/2020	11/17/2028	998,500.00	102.00%
3053	RAYMOND JAMES	FNMA	3135GA3D1	11/18/2020	11/16/2035	998,000.00	1.62%
3096	RAYMOND JAMES	FHLB	3130ALJH8	3/10/2021	3/10/2031	1,000,000.00	2.00%
3100	RAYMOND JAMES	MUNICIPAL	198504D33	3/17/2021	2/1/2032	1,500,000.00	2.02%
3101	RAYMOND JAMES	MUNICIPAL	198504D58	3/17/2021	2/1/2034	500,000.00	2.17%
3102	RAYMOND JAMES	MUNICIPAL	198504D41	3/17/2021	2/1/2033	500,000.00	2.12%
3103	RAYMOND JAMES	MUNICIPAL	772402JS3	3/18/2021	2/1/2028	1,640,000.00	1.68%
3104	RAYMOND JAMES	MUNICIPAL	772402JT1	3/18/2021	2/1/2029	1,875,000.00	1.91%
3105	RAYMOND JAMES	MUNICIPAL	772402JU8	3/18/2021	2/1/2030	690,000.00	2.06%
3112	RAYMOND JAMES	FARM CREDIT	3133EMTE2	3/22/2021	3/17/2031	997,230.00	2.02%
3113	RAYMOND JAMES	ACCRUED INT.	MTE2	3/22/2021	3/17/2031	276.39	
3115	RAYMOND JAMES	FHLB	3130ALN26	3/24/2021	3/24/2032	1,500,000.00	2.00%
3120	RAYMOND JAMES	FARM CREDIT	3133EMUX8	3/30/2021	3/30/2029	1,000,000.00	1.55%
3121	RAYMOND JAMES	MUNICIPAL	650036AX4	3/31/2021	3/15/2029	1,475,655.00	2.49%
3122	RAYMOND JAMES	ACCRUED INT.	6AX4	3/31/2021	3/15/2029	1,218.00	
3123	RAYMOND JAMES	FARM CREDIT	3133EMVA7	4/1/2021	4/1/2031	1,000,000.00	2.02%
3125	RAYMOND JAMES	FARM CREDIT	3133EMVE9	4/1/2021	4/1/2041	1,000,000.00	2.74%
3127	RAYMOND JAMES	FARM CREDIT	3133EMVB5	4/5/2021	4/5/2029	1,000,000.00	1.73%
3128	RAYMOND JAMES	MUNICIPAL	906347WX3	4/13/2021	5/1/2037	1,013,473.50	2.58%
3129	RAYMOND JAMES	FARM CREDIT	3133EMWB4	4/14/2021	4/14/2031	1,000,000.00	2.04%
3134	RAYMOND JAMES	FHLB	330ALXH2	4/16/2021	4/14/2036	780,000.00	2.45%
3135	RAYMOND JAMES	ACCRUED INT.	LXH2	4/16/2021	4/14/2036	106.17	
3146	RAYMOND JAMES	FARM CREDIT	3133EME32	6/1/2021	6/1/2033	1,000,000.00	2.19%
3147	RAYMOND JAMES	MUNICIPAL	92818NG77	6/2/2021	11/1/2036	1,293,422.00	2.29%
3148	RAYMOND JAMES	ACCRUED INT.	NG77	6/2/2021	11/1/2036	487.50	
3149	RAYMOND JAMES	FARM CREDIT	3133EMC59	6/2/2021	6/2/2036	1,000,000.00	2.42%
3150	RAYMOND JAMES	FARM CREDIT	3133EMJ45	6/14/2021	3/14/2033	1,000,000.00	2.15%
3151	RAYMOND JAMES	FARM CREDIT	3133EMH88	6/16/2021	6/16/2036	2,000,000.00	2.35%
3155	RAYMOND JAMES	ACCRUED INT.	MH88	6/16/2021	6/16/2036	65.28	
3160	RAYMOND JAMES	FARM CREDIT	3133EML59	6/21/2021	6/21/2041	1,000,000.00	2.70%
3162	RAYMOND JAMES	FARM CREDIT	3133EMR95	7/14/2021	7/14/2036	1,000,000.00	2.31%

WORTH TOWNSHIP

	<u>Dealer</u>	<u>Security</u>	<u>CUSIP #</u>	<u>Purchase Date</u>	<u>Maturity</u>	<u>Cost</u>	<u>Yield</u>
3163	RAYMOND JAMES	FARM CREDIT	3133EMT77	7/21/2021	7/21/2031	1,000,000.00	1.79%
3165	RAYMOND JAMES	FHLB	3130AN6R6	7/27/2021	7/27/2037	1,000,000.00	2.35%
3168	RAYMOND JAMES	FARM CREDIT	3133EMY63	8/4/2021	8/4/2036	1,000,000.00	
3169	RAYMOND JAMES	FARM CREDIT	3133EM2B7	8/9/2021	8/9/2041	1,000,000.00	2.45%
3172	RAYMOND JAMES	FHLB	3130ANH94	8/11/2021	8/11/2031	1,000,000.00	1.75%
3173	RAYMOND JAMES	MUNICIPAL	613105LL7	8/13/2021	9/1/2039	1,002,500.00	2.47%
3174	RAYMOND JAMES	ACCRUED INT.	5LL7	8/13/2021	9/1/2039	2,916.67	
3175	RAYMOND JAMES	GNMA	38379KVC9	8/15/2016	9/1/2022	117,827.15	1.54%
3176	RAYMOND JAMES	GNMA	38379UXD3	8/15/2016	12/16/2056	450,059.15	1.97%
3177	RAYMOND JAMES	FHLB	3130ANH86	8/18/2021	8/18/2036	1,000,000.00	2.30%
3178	RAYMOND JAMES	GNMA	38379YW38	8/30/2016	8/20/2046	437,855.83	2.70%
TOTAL					Summary of Dealers	136,509,172.53	
2677	William Blair	Money Market	019936	5/20/2014	5/20/2022	93,075.26	.01%
TOTAL					Summary of Dealers	93,075.26	
2458	WORTH	MUNICIPAL	Downers Grove	11/1/2016	12/1/2021	2,035,000.00	1.53%
2493	WORTH	MUNICIPAL	Oswego 308 GO	2/23/2017	2/1/2022	2,850,000.00	2.32%
2554	WORTH	MUNICIPAL	Sunnybrook 171	9/13/2017	12/1/2024	935,000.00	2.61%
2579	WORTH	MUNICIPAL	Madison 2 2027	12/21/2017	4/1/2027	960,000.00	4.16%
2580	WORTH	MUNICIPAL	Madison 2 2028	12/21/2017	4/1/2028	995,000.00	4.20%
2590	WORTH	MUNICIPAL	Spoon Valley 4	2/27/2018	12/1/2021	23,000.00	3.46%
2593	WORTH	MUNICIPAL	Prairie View 197	2/27/2018	12/1/2021	188,927.55	3.59%
2617	WORTH	MUNICIPAL	Ohio 505	5/15/2018	12/1/2028	655,181.29	3.18%
2618	WORTH	MUNICIPAL	Ohio 17	5/15/2018	12/1/2028	655,181.29	3.18%
2623	WORTH	MUNICIPAL	Carlinville 1	6/1/2018	12/1/2021	1,028,000.00	3.81%
2624	WORTH	MUNICIPAL	CCSD 140	6/26/2018	3/1/2025	308,000.00	3.48%
2625	WORTH	MUNICIPAL	CCSD 140	6/26/2018	3/1/2026	319,000.00	3.51%
2626	WORTH	MUNICIPAL	CCSD 140	6/26/2018	3/1/2027	330,000.00	3.54%
2627	WORTH	MUNICIPAL	CCSD 140	6/26/2018	3/1/2028	342,000.00	3.57%
2628	WORTH	MUNICIPAL	CCSD 140	6/26/2018	3/1/2029	145,000.00	3.60%
2634	WORTH	MUNICIPAL	DANVILLE 507	7/13/2018	12/1/2021	279,052.56	3.17%
2635	WORTH	MUNICIPAL	DANVILLE 507	7/13/2018	12/1/2022	289,282.40	3.29%
2654	WORTH	MUNICIPAL	Eisenhower	8/15/2018	4/1/2022	470,000.00	3.02%
2655	WORTH	MUNICIPAL	Eisenhower	8/15/2018	4/1/2023	480,000.00	3.17%
2675	WORTH	MUNICIPAL	East Alton 14	10/2/2018	12/1/2021	811,000.00	3.79%
2676	WORTH	MUNICIPAL	East Alton14	10/2/2018	12/1/2022	676,000.00	3.82%
2684	WORTH	MUNICIPAL	Breese 12	1/4/2019	12/1/2021	320,000.00	3.45%
2685	WORTH	MUNICIPAL	Breese 12	1/4/2019	12/1/2022	367,000.00	3.60%
2689	WORTH	MUNICIPAL	Maroa Forsyth 2	2/13/2019	12/1/2021	355,913.52	3.39%
2704	WORTH	MUNICIPAL	S. Wilmington 74	3/13/2019	12/1/2021	28,407.78	3.47%

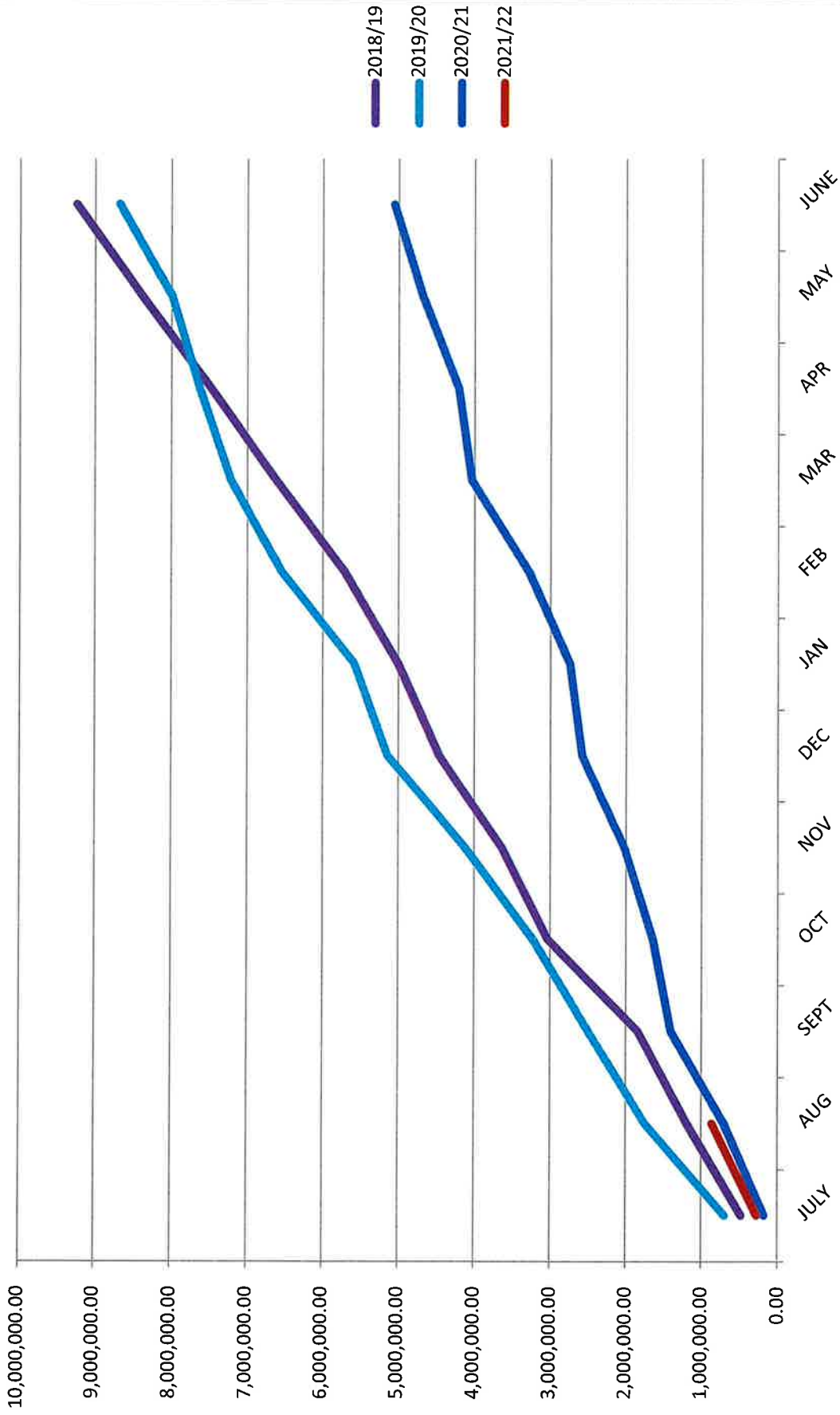
WORTH TOWNSHIP

<u>Dealer</u>	<u>Security</u>	<u>CUSIP #</u>	<u>Purchase Date</u>	<u>Maturity</u>	<u>Cost</u>	<u>Yield</u>	
2705	WORTH	MUNICIPAL	S. Wilmington 74	3/13/2019	12/1/2022	30,878.04	3.62%
2706	WORTH	MUNICIPAL	S. Wilmington 74	3/13/2019	12/1/2023	32,328.90	3.69%
2726	WORTH	MUNICIPAL	Millstadt 160	4/3/2019	2/1/2022	131,000.00	3.19%
2727	WORTH	MUNICIPAL	Millstadt 160	4/3/2019	2/1/2023	134,000.00	3.21%
2728	WORTH	MUNICIPAL	Millstadt 160	4/3/2019	2/1/2024	402,000.00	3.22%
2729	WORTH	MUNICIPAL	Millstadt 160	4/3/2019	2/1/2025	417,000.00	3.24%
2730	WORTH	MUNICIPAL	Millstadt 160	4/3/2019	2/1/2026	428,000.00	3.26%
2820	WORTH	MUNICIPAL	CUSD 60 2019	12/23/2019	12/1/2024	1,737,000.00	2.15%
2821	WORTH	MUNICIPAL	Okaw Valley 302	1/13/2020	12/1/2029	385,323.75	2.41%
2843	WORTH	MUNICIPAL	GRANT110	2/11/2020	12/1/2022	481,201.40	2.05%
2844	WORTH	MUNICIPAL	GRANT 110	2/11/2020	12/1/2023	501,646.59	2.08%
2845	WORTH	MUNICIPAL	GRANT 110	2/11/2020	12/1/2024	490,000.00	2.11%
2846	WORTH	MUNICIPAL	GRANT 110	2/11/2020	12/1/2025	295,000.00	2.16%
2895	WORTH	MUNICIPAL	ST. LIBORY	3/5/2020	2/1/2029	441,000.00	2.30%
2896	WORTH	MUNICIPAL	BROWN 1	3/10/2020	12/1/2030	2,930,000.00	2.18%
2943	WORTH	MUNICIPAL	HILLSBORO3	6/4/2020	12/1/2021	542,756.64	1.52%
2944	WORTH	MUNICIPAL	HILLSBORO 3	6/4/2020	12/1/2022	909,234.04	1.67%
2945	WORTH	MUNICIPAL	HILLSBORO 3	6/4/2020	12/1/2023	958,964.05	1.74%
2959	WORTH	MUNICIPAL	CRAB	7/23/2020	12/1/2028	400,000.00	1.72%
3012	WORTH	MUNICIPAL	WETHERSFIEL	9/3/2020	12/1/2021	206,394.00	.70%
3013	WORTH	MUNICIPAL	WETHERSFIEL	9/3/2020	12/1/2022	222,442.00	.75%
3014	WORTH	MUNICIPAL	WETHERSFIEL	9/3/2020	12/1/2023	223,163.60	.80%
3015	WORTH	MUNICIPAL	WETHERSFIEL	9/3/2020	12/1/2024	228,741.75	.85%
3016	WORTH	MUNICIPAL	WETHERSFIEL	9/3/2020	12/1/2025	234,349.30	.88%
3061	WORTH	MUNICIPAL	OSWEGO 308	12/12/2020	2/1/2023	788,000.00	1.07%
3062	WORTH	MUNICIPAL	OSWEGO 308	12/12/2020	2/1/2024	1,283,000.00	1.26%
3063	WORTH	MUNICIPAL	OSWEGO 308	12/12/2020	2/1/2025	867,000.00	1.41%
3065	WORTH	MUNICIPAL	DUQUOIN 300	12/10/2020	6/1/2022	491,000.00	1.36%
3066	WORTH	MUNICIPAL	DUQUOIN 300	12/10/2020	6/1/2023	518,000.00	1.48%
3067	WORTH	MUNICIPAL	DUQUOIN 300	12/10/2020	6/1/2024	530,000.00	1.59%
3073	WORTH	MUNICIPAL	Galena 120	2/1/2021	12/1/2021	449,000.00	1.02%
3074	WORTH	MUNICIPAL	Galena 120	2/1/2021	12/1/2022	543,000.00	1.29%
3075	WORTH	MUNICIPAL	Galena 120	2/1/2021	12/1/2023	550,000.00	1.43%
3077	WORTH	MUNICIPAL	Brown County 1	3/4/2021	12/1/2021	35,000.00	1.19%
3078	WORTH	MUNICIPAL	Brown County 1	3/4/2021	12/1/2022	245,000.00	1.19%
3079	WORTH	MUNICIPAL	Brown County 1	3/4/2021	12/1/2023	250,000.00	1.30%
3080	WORTH	MUNICIPAL	Brown County 1	3/4/2021	12/1/2024	255,000.00	1.34%
3081	WORTH	MUNICIPAL	Brown County 1	3/4/2021	12/1/2025	260,000.00	1.41%
3082	WORTH	MUNICIPAL	Brown County 1	3/4/2021	12/1/2026	270,000.00	1.45%

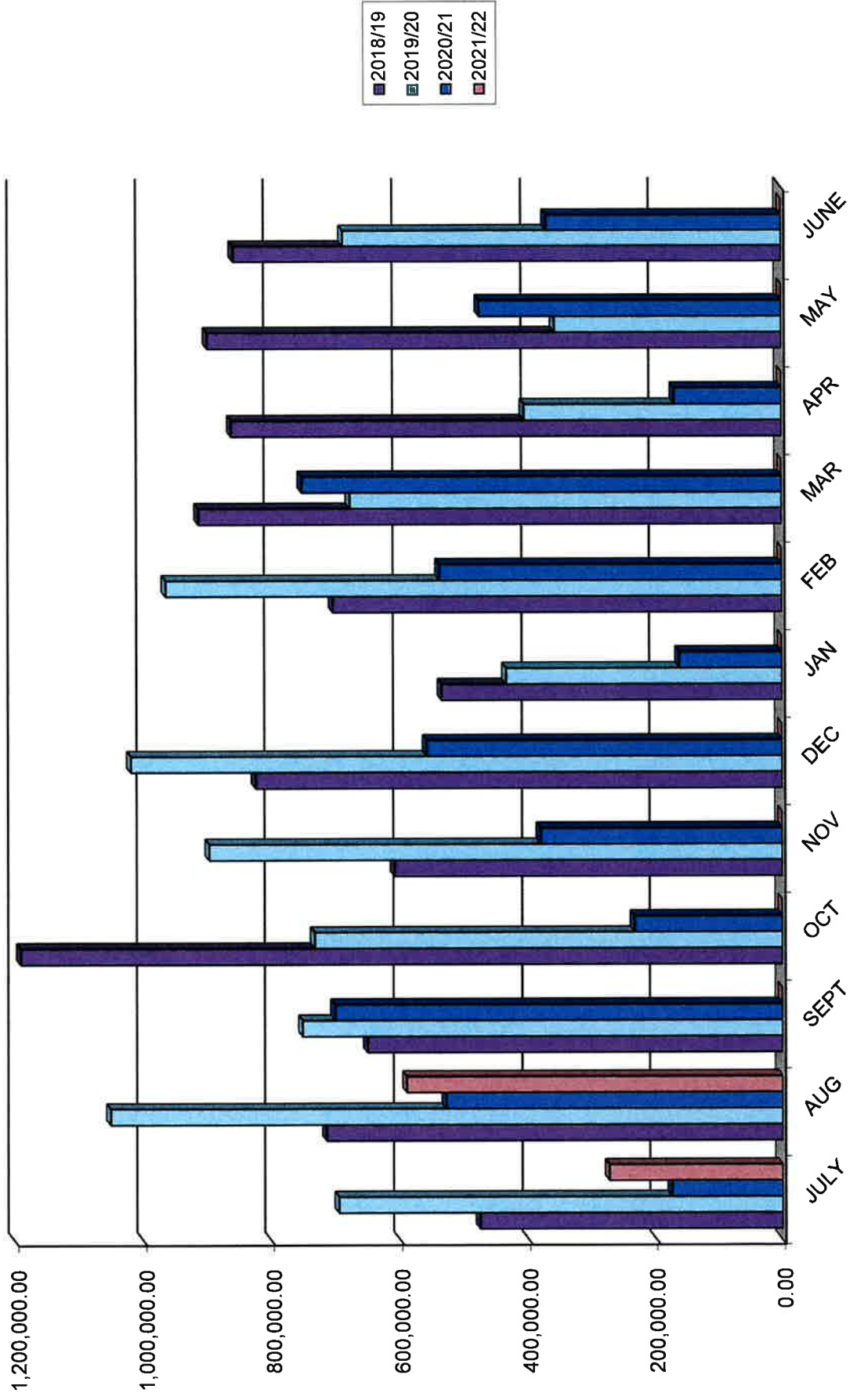
WORTH TOWNSHIP

<u>Dealer</u>	<u>Security</u>	<u>CUSIP #</u>	<u>Purchase Date</u>	<u>Maturity</u>	<u>Cost</u>	<u>Yield</u>	
3084	WORTH	MUNICIPAL	Brown County 1	3/4/2021	12/1/2027	275,000.00	1.50%
3085	WORTH	MUNICIPAL	Brown County 1	3/4/2021	12/1/2028	280,000.00	1.55%
3086	WORTH	MUNICIPAL	Brown County 1	3/4/2021	12/1/2029	295,000.00	1.60%
3087	WORTH	MUNICIPAL	Brown County 1	3/4/2021	12/1/2030	300,000.00	1.65%
3088	WORTH	MUNICIPAL	Brown County 1	3/4/2021	12/1/2031	310,000.00	1.70%
3089	WORTH	MUNICIPAL	Brown County 1	3/4/2021	12/1/2032	315,000.00	1.75%
3090	WORTH	MUNICIPAL	Brown County 1	3/4/2021	12/1/2033	215,000.00	1.80%
3091	WORTH	MUNICIPAL	Carterville 5	3/8/2021	12/1/2028	245,000.00	1.65%
3092	WORTH	MUNICIPAL	Carterville 5	3/8/2021	12/1/2029	250,000.00	1.65%
3093	WORTH	MUNICIPAL	Carterville 5	3/8/2021	12/1/2030	255,000.00	1.65%
3094	WORTH	MUNICIPAL	Carterville 5	3/8/2021	12/1/2031	260,000.00	1.75%
3095	WORTH	MUNICIPAL	Carterville 5	3/8/2021	12/1/2032	260,000.00	1.75%
3137	WORTH	MUNICIPAL	Ball Chatham 5	4/14/2021	2/1/2023	175,000.00	1.34%
3138	WORTH	MUNICIPAL	Ball Chatham 5	4/14/2021	2/1/2024	175,000.00	1.44%
3139	WORTH	MUNICIPAL	Ball Chatham 5	4/14/2021	2/1/2025	550,000.00	1.54%
3140	WORTH	MUNICIPAL	Ball Chatham 5	4/14/2021	2/1/2026	1,695,000.00	1.65%
3141	WORTH	MUNICIPAL	Ball Chatham 5	4/14/2021	2/1/2027	1,345,000.00	1.67%
3142	WORTH	MUNICIPAL	Ball Chatham 5	4/14/2021	2/1/2028	2,580,000.00	1.70%
3143	WORTH	MUNICIPAL	Ball Chatham 5	4/14/2021	2/1/2029	255,000.00	1.72%
3161	WORTH	MUNICIPAL	KANKAKEE CC	7/1/2021	10/30/2021	1,760,000.00	.45%
TOTAL			Summary of Dealers		47,737,370.45		
		WAM	3,018.48		381,491,235.70	WAY	1.94%

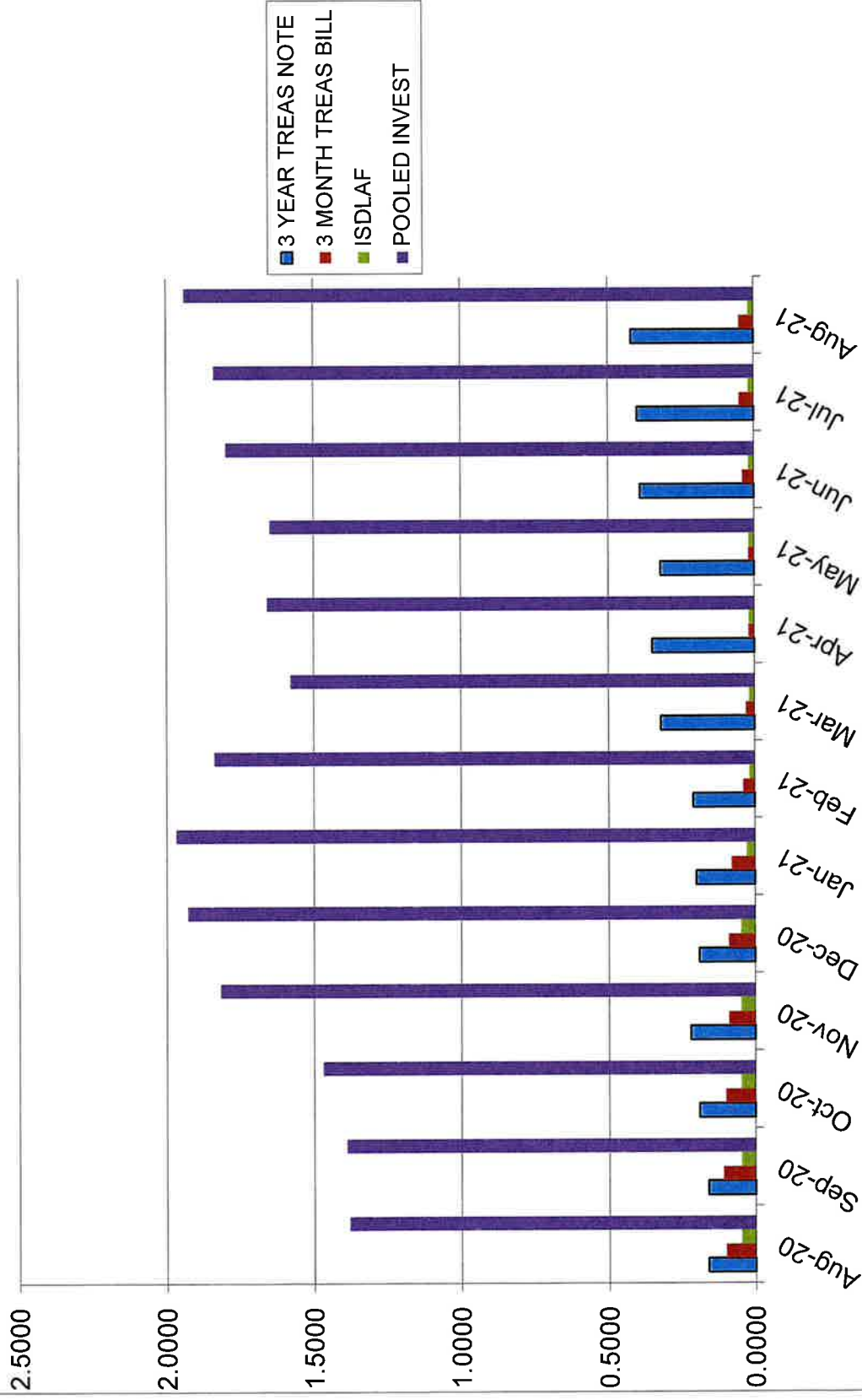
CUMULATIVE INTEREST EARNINGS




INCOME EARNED



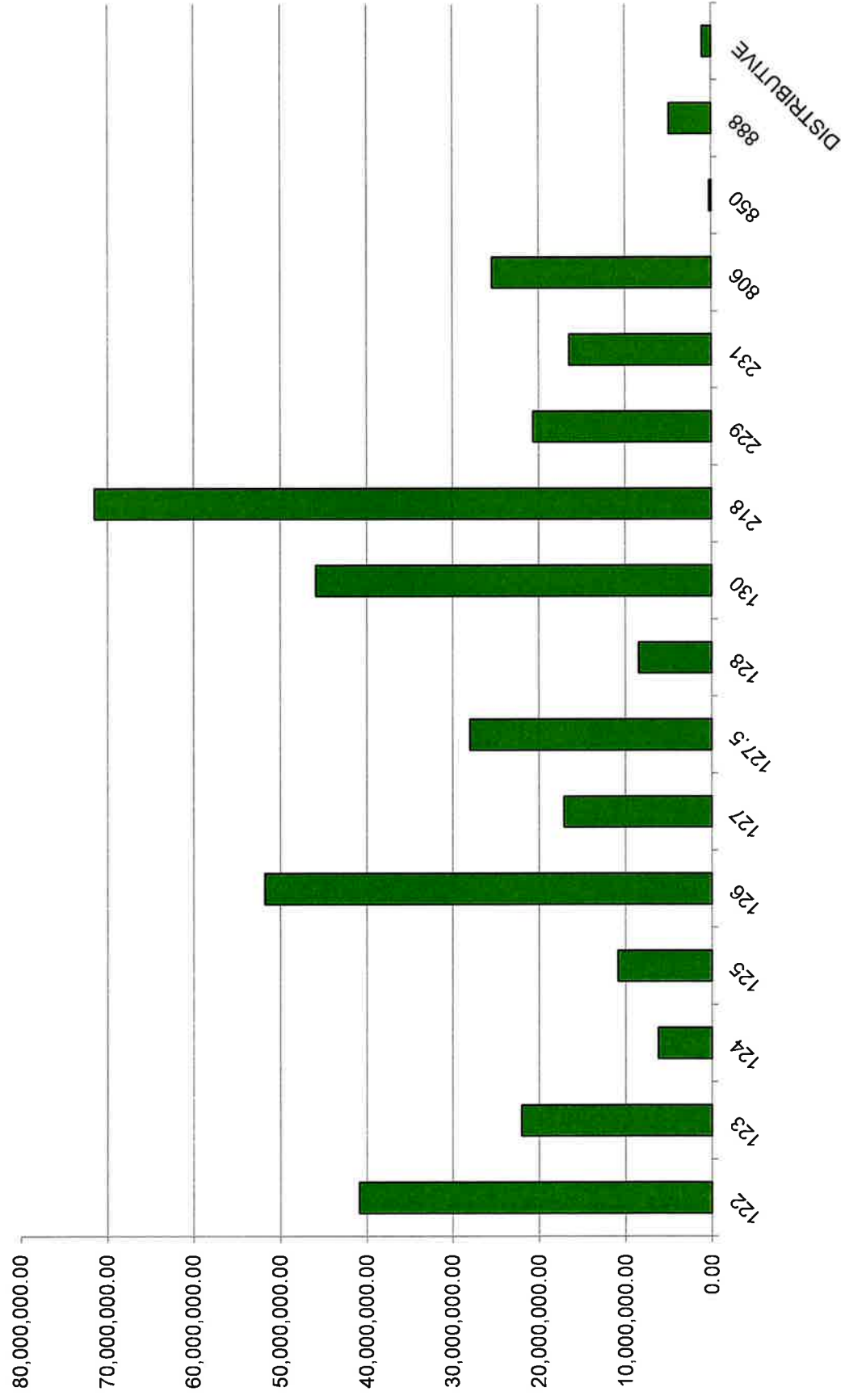
MONTHLY AVG YIELD



MONTHLY AVERAGE YIELD-LINE GRAPH

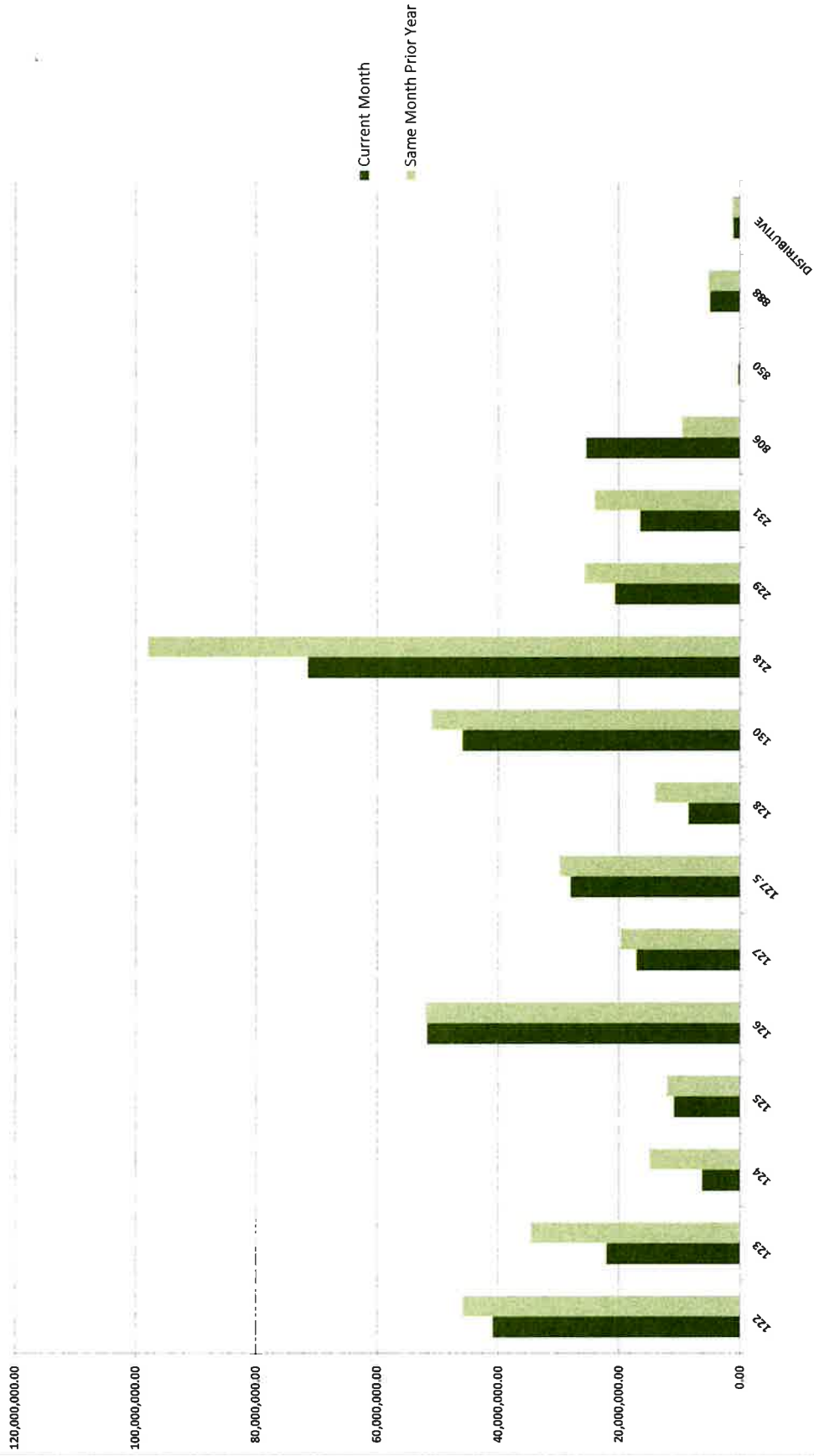


BANK BALANCES



AUGUST, 2021

District Bank Balances



AUGUST, 2021

SECURITIES BY PERCENT

