

August 2023

WORTH TOWNSHIP

9/26/2023
12:00 PM

Page 1

	<u>Dealer</u>	<u>Security</u>	<u>CUSIP #</u>	<u>Purchase Date</u>	<u>Maturity</u>	<u>Cost</u>	<u>Yield</u>
1891	FIFTH THIRD	Money Market	██████████	4/1/2009	7/1/2029	381,237.48	1.09%
2110	FIFTH THIRD	Money Market	██████████	8/1/2012	7/1/2029	54,245.47	.65%
2118	FIFTH THIRD	Money Market	██████████	7/1/2012	7/1/2029	4,112.17	.75%
TOTAL		Summary of Dealers			439,595.12		
2265	First Tennessee	FHLMC	3137B2JG6	6/10/2015	9/15/2022	358,414.34	1.85%
2830	First Tennessee	FARM CREDIT	3133ELMX9	2/14/2020	2/14/2035	1,000,000.00	2.65%
2880	First Tennessee	FHLB	3130AJFD6	3/25/2020	3/25/2030	1,666,666.66	2.00%
2919	First Tennessee	FHLB	3130AJD89	5/8/2020	3/30/2037	112,461.11	2.00%
2924	First Tennessee	FARM CREDIT	3133ELZB3	5/14/2020	5/14/2035	999,000.00	2.00%
2925	First Tennessee	FHLB	3130AJLV9	5/18/2020	5/18/2035	999,400.00	2.06%
2929	First Tennessee	FHLB	3130AJLT4	5/19/2020	5/19/2034	999,282.00	2.00%
2935	First Tennessee	FARM CREDIT	3133ELK52	6/15/2020	6/15/2026	1,000,000.00	.95%
2936	First Tennessee	FARM CREDIT	3133ELK45	6/15/2020	6/15/2027	1,000,000.00	1.12%
2937	First Tennessee	FARM CREDIT	3133ELL77	6/18/2020	6/18/2040	1,000,000.00	2.09%
2938	First Tennessee	FARM CREDIT	3133ELM92	6/22/2020	6/22/2035	1,000,000.00	1.79%
2939	First Tennessee	FHLB	3130AJQH5	6/23/2020	6/23/2027	1,000,000.00	1.00%
2966	First Tennessee	FHLMC	3134GWNW2	8/17/2020	8/17/2033	998,400.00	1.72%
2967	First Tennessee	FHLB	3130AJWL9	8/18/2020	8/3/2035	998,967.08	2.00%
2972	First Tennessee	FARM CREDIT	3133EL3L6	8/21/2020	8/10/2029	998,000.00	1.82%
2974	First Tennessee	FARM CREDIT	3133ELZ31	8/21/2020	1/29/2035	999,250.00	1.84%
2975	First Tennessee	FARM CREDIT	3133EL3L6	8/25/2020	8/10/2029	2,995,500.00	2.00%
2979	First Tennessee	FNMA	3136G4Y49	8/26/2020	8/26/2032	995,100.00	1.50%
2980	First Tennessee	FARM CREDIT	3133EL5B6	8/28/2020	8/27/2040	1,997,500.00	2.13%
2985	First Tennessee	FARM CREDIT	3133EL5X8	9/3/2020	3/3/2031	999,250.00	1.50%
2988	First Tennessee	FNMA	3136G42W2	9/9/2020	9/6/2035	1,000,000.00	1.60%
2989	First Tennessee	FHLMC	3134GWRR9	9/8/2020	8/24/2032	998,000.00	1.61%
2993	First Tennessee	FHLB	3130AK2A3	9/10/2020	9/10/2035	1,000,000.00	1.64%
2994	First Tennessee	FHLMC	3134GWJ72	9/15/2020	3/15/2034	998,500.00	1.56%
2995	First Tennessee	FHLB	3130AK4J2	9/17/2020	9/17/2035	1,996,700.00	2.03%
2996	First Tennessee	FHLMC	3134GWT71	9/23/2020	9/23/2033	999,500.00	1.55%
2997	First Tennessee	FARM CREDIT	3133EMAP7	9/24/2020	9/24/2040	1,000,000.00	1.99%
2998	First Tennessee	FHLB	3130AK6X9	9/24/2020	9/24/2040	1,000,000.00	2.00%
2999	First Tennessee	FHLMC	3134GWQ58	9/24/2020	9/24/2035	995,500.00	1.53%
3001	First Tennessee	FHLMC	3134GWUT1	9/25/2020	9/22/2034	999,000.00	1.56%
3002	First Tennessee	FHLMC	3134GWTJ5	9/25/2020	6/25/2030	1,000,000.00	1.25%
3010	First Tennessee	FHLMC	3134GWXF8	9/30/2020	9/30/2033	997,500.00	1.65%
3019	First Tennessee	FHLB	3130AKB39	10/5/2020	10/5/2035	1,000,000.00	1.65%
3020	First Tennessee	FHLB	3130AKB21	10/5/2020	10/5/2034	1,000,000.00	1.57%
3023	First Tennessee	FHLB	3130AKA71	10/8/2020	10/8/2030	1,000,000.00	1.25%

WORTH TOWNSHIP

	<u>Dealer</u>	<u>Security</u>	<u>CUSIP #</u>	<u>Purchase Date</u>	<u>Maturity</u>	<u>Cost</u>	<u>Yield</u>
3026	First Tennessee	FARM CREDIT	3133EMDJ8	10/15/2020	10/15/2032	1,000,000.00	1.47%
3027	First Tennessee	FHLB	3130AKA89	10/15/2020	10/15/2035	1,000,000.00	1.69%
3035	First Tennessee	FNMA	3136G44V2	10/20/2020	10/20/2033	3,000,000.00	1.45%
3036	First Tennessee	FNMA	3136G45F6	10/26/2020	10/26/2035	3,000,000.00	1.55%
3037	First Tennessee	FHLMC	3134GW5M4	10/27/2020	4/27/2034	2,995,500.00	1.51%
3039	First Tennessee	FNMA	3136G46Y4	10/28/2020	4/28/2034	998,750.00	1.56%
3040	First Tennessee	FHLB	3130AKDN3	10/29/2020	10/29/2035	1,000,000.00	1.71%
3044	First Tennessee	FHLMC	3134GWPF7	11/3/2020	8/1/2033	2,958,750.00	1.43%
3048	First Tennessee	FARM CREDIT	3133EL4Q4	11/17/2020	8/20/2035	993,900.00	2.50%
3050	First Tennessee	FHLMC	3134GWCL8	11/17/2020	7/27/2034	997,260.00	3.00%
3052	First Tennessee	FNMA	3135GA3Y5	11/17/2020	11/17/2028	1,000,000.00	1.00%
3055	First Tennessee	FARM CREDIT	3133EL4Y7	11/18/2020	11/26/2032	997,800.00	1.50%
3057	First Tennessee	FNMA	3135GA4B4	11/24/2020	11/23/2032	1,000,000.00	1.50%
3058	First Tennessee	FHLB	3130AKFN1	11/25/2020	11/13/2035	1,012,462.50	1.75%
3060	First Tennessee	FHLB	3130AKFG6	11/30/2020	11/30/2040	3,572,050.00	2.55%
3068	First Tennessee	FHLB	3130ALGW8	2/25/2021	2/24/2034	997,000.00	1.98%
3070	First Tennessee	FHLB	3130AL5G5	2/26/2021	8/26/2033	993,000.00	1.81%
3071	First Tennessee	FARM CREDIT	3133EMQP0	2/26/2021	2/11/2036	978,500.00	2.03%
3097	First Tennessee	FHLB	3130AL4H4	3/12/2021	2/25/2036	1,188,965.25	2.04%
3106	First Tennessee	FHLB	3130ALBG8	3/18/2021	2/25/2036	3,880,400.00	2.12%
3108	First Tennessee	FARM CREDIT	3133EMTE2	3/19/2021	3/17/2031	997,500.00	2.46%
3114	First Tennessee	FARM CREDIT	3133EMUA8	3/24/2021	3/24/2036	996,000.00	2.43%
3117	First Tennessee	FARM CREDIT	3133EMQP0	3/24/2021	2/11/2036	968,240.00	2.12%
3131	First Tennessee	FARM CREDIT	3133EMVU3	4/14/2021	4/14/2036	1,000,000.00	2.50%
3145	First Tennessee	FHLB	3130AMJR4	5/19/2021	5/19/2036	1,000,000.00	2.50%
3157	First Tennessee	FARM CREDIT	3133EMJ45	6/21/2021	3/14/2033	1,000,000.00	2.15%
3159	First Tennessee	FARM CREDIT	3133EML42	6/21/2021	6/21/2029	1,000,000.00	1.49%
3164	First Tennessee	FARM CREDIT	3133EMU59	7/21/2021	7/21/2028	1,000,000.00	1.22%
3166	First Tennessee	FHLMC	3134GV6A1	8/3/2021	7/21/2032	994,980.00	1.60%
3170	First Tennessee	FARM CREDIT	3133EMW32	8/9/2021	10/28/2021	998,795.00	1.71%
3179	First Tennessee	FHLB	3130ANQK9	8/26/2021	8/26/2025	5,000,000.00	.80%
3183	First Tennessee	FHLMC	3134GWAA4	9/3/2021	7/27/2032	990,000.00	1.60%
3189	First Tennessee	FHLB	3130AL5M2	9/20/2021	2/25/2036	1,990,000.00	2.04%
3191	First Tennessee	FARM CREDIT	3133EM4J8	9/20/2021	3/7/2036	998,700.00	2.16%
3198	First Tennessee	FHLB	3130ALDT8	9/29/2021	3/4/2036	995,000.00	2.24%
3200	First Tennessee	FARM CREDIT	3133EM4J8	9/29/2021	3/7/2036	992,500.00	2.21%
3209	First Tennessee	FHLB	3130APEQ4	10/6/2021	10/6/2031	998,500.00	1.92%
3210	First Tennessee	FARM CREDIT	3133ENAM2	10/14/2021	10/14/2036	1,000,000.00	2.34%
3212	First Tennessee	FARM CREDIT	3133EMRX2	10/18/2021	2/25/2036	1,975,400.00	2.20%

WORTH TOWNSHIP

	<u>Dealer</u>	<u>Security</u>	<u>CUSIP #</u>	<u>Purchase Date</u>	<u>Maturity</u>	<u>Cost</u>	<u>Yield</u>
3214	First Tennessee	FARM CREDIT	3133EM5H1	10/20/2021	9/15/2036	987,500.00	2.25%
3216	First Tennessee	FHLB	3130APCY9	10/21/2021	10/21/2031	998,500.00	1.89%
3217	First Tennessee	FARM CREDIT	3133ENBZ2	10/21/2021	10/21/2033	1,000,000.00	2.18%
3218	First Tennessee	FARM CREDIT	3133ENBX7	10/21/2021	10/21/2030	1,000,000.00	1.90%
3219	First Tennessee	FARM CREDIT	3133ENBV1	10/21/2021	10/21/2030	1,000,000.00	1.80%
3220	First Tennessee	FARM CREDIT	3133ENBY5	10/21/2021	10/21/2033	1,000,000.00	2.07%
3225	First Tennessee	FARM CREDIT	3133EMM74	11/8/2021	6/28/2034	2,125,000.00	2.29%
3230	First Tennessee	FARM CREDIT	3133ENED8	11/17/2021	11/17/2036	998,500.00	2.59%
3237	First Tennessee	FARM CREDIT	3133ENBX7	11/24/2021	10/21/2030	991,850.00	2.00%
3239	First Tennessee	FARM CREDIT	3133ENFG0	11/29/2021	11/29/2033	993,500.00	2.41%
3249	First Tennessee	FARM CREDIT	3133ENFC9	12/8/2021	11/23/2032	998,000.00	2.35%
3255	First Tennessee	FARM CREDIT	3133ENHK9	12/15/2021	12/15/2036	1,000,000.00	2.74%
3295	First Tennessee	FHLB	3130AUM27	1/27/2023	1/17/2030	1,000,000.00	4.55%
3304	First Tennessee	FHLB	3130AUQA5	2/2/2023	2/2/2028	1,000,000.00	4.05%
3305	First Tennessee	FHLB	3130ATVD6	2/8/2023	9/13/2024	1,000,000.00	4.82%
3307	First Tennessee	FARM CREDIT	3133EN4P2	2/8/2023	12/20/2029	995,490.00	3.99%
3308	First Tennessee	FARM CREDIT	3133EPAJ4	2/9/2023	2/9/2033	991,250.00	4.15%
3309	First Tennessee	FARM CREDIT	3133EPAQ8	2/13/2023	2/13/2026	1,000,000.00	4.13%
3315	First Tennessee	FARM CREDIT	3133EPBZ7	2/28/2023	2/28/2028	1,000,000.00	5.10%
3334	First Tennessee	FARM CREDIT	3133EPFQ3	4/13/2023	4/13/2033	997,500.00	4.83%
3339	First Tennessee	FHLB	3130AVWG3	5/9/2023	6/10/2033	994,000.00	4.07%
3340	First Tennessee	ACCRUED INT.	VWG3	5/9/2023	6/10/2033	555.56	
3345	First Tennessee	FARM CREDIT	3133EPJH9	5/11/2023	5/11/2033	1,000,000.00	4.74%
3352	First Tennessee	FARM CREDIT	3133EPGZ2	5/24/2023	4/27/2033	997,000.00	5.06%
3355	First Tennessee	ACCRUED INT.	PGZ2	5/24/2023	4/27/2033	3,712.50	
3364	First Tennessee	FHLB	3130AW6U9	6/2/2023	6/2/2038	1,000,000.00	5.69%
3365	First Tennessee	FARM CREDIT	3133EPLK9	6/5/2023	6/5/2043	1,000,000.00	6.00%
3366	First Tennessee	FARM CREDIT	3133EPLQ6	6/5/2023	6/5/2029	1,000,000.00	5.70%
3367	First Tennessee	FARM CREDIT	3133EPKY0	6/5/2023	12/5/2030	1,000,000.00	5.59%
TOTAL		Summary of Dealers			124,634,202.00		
3326	FIRST TENNESSEE CD	AMEX NATL		3/29/2023	3/29/2028	3,000,000.00	4.75%
3327	FIRST TENNESSEE CD	UNITED		3/30/2023	9/30/2026	3,000,000.00	4.95%
3328	FIRST TENNESSEE CD	MORGAN		3/30/2023	3/30/2028	3,000,000.00	4.75%
3329	FIRST TENNESSEE CD	MORGAN		3/30/2023	3/30/2028	3,000,000.00	4.75%
3358	FIRST TENNESSEE CD	PINNACLE		5/8/2023	5/8/2026	3,000,000.00	4.60%
3359	FIRST TENNESSEE CD	DISCOVER		5/10/2023	5/8/2028	3,000,000.00	4.40%
3360	FIRST TENNESSEE CD	UBS		5/10/2023	5/10/2027	3,000,000.00	4.50%
3361	FIRST TENNESSEE CD	CIBC		5/16/2023	5/16/2028	3,000,000.00	4.35%
TOTAL		Summary of Dealers			24,000,000.00		

WORTH TOWNSHIP

Dealer	Security	CUSIP #	Purchase Date	Maturity	Cost	Yield	
3240	HUNTINGTON	MUNICIPAL	213185MN8	11/30/2021	11/15/2027	300,000.00	1.94%
TOTAL			Summary of Dealers		300,000.00		
1505	IIIT	Money Market	[REDACTED]	7/1/2006	7/1/2020	168,319.58	5.40%
2700	IIIT	ST Corporate	[REDACTED]	3/1/2019	3/1/2025	33,480,077.63	5.36%
3269	IIIT	CP	[REDACTED]	3/17/2022	3/17/2025	22,576,164.19	5.55%
3324	IIIT	CD	PREFERRED	3/15/2023	3/14/2024	3,000,000.00	5.35%
3325	IIIT	CD	ROYAL BUS.	3/15/2023	3/14/2024	3,000,000.00	5.31%
3337	IIIT	CD	FIRST	4/20/2023	4/19/2024	3,000,000.00	5.46%
3338	IIIT	CD	FIELDPOINT	4/20/2023	4/21/2025	3,000,000.00	5.10%
3356	IIIT	CD	CORNERSTON	5/4/2023	5/5/2025	3,000,000.00	5.10%
3357	IIIT	CD	MC GREGOR	5/5/2023	5/4/2026	3,000,000.00	5.05%
TOTAL			Summary of Dealers		74,224,561.40		
97	ISDLAF+	Money Market	[REDACTED]	4/30/2000	7/1/2030	1,889,188.44	5.28%
98	ISDLAF+	Money Market	[REDACTED] MAX	4/30/2000	7/1/2030	3,791,452.10	5.30%
99	ISDLAF+	Money Market	122	4/30/2000	7/1/2030	0.00	5.28%
100	ISDLAF+	Money Market	123	4/30/2000	7/1/2030	0.00	5.28%
101	ISDLAF+	Money Market	124	4/30/2000	7/1/2030	.30	5.28%
102	ISDLAF+	Money Market	125	4/30/2000	7/1/2030	0.00	5.28%
103	ISDLAF+	Money Market	126	4/30/2000	7/1/2030	.32	5.28%
104	ISDLAF+	Money Market	127	4/30/2000	7/1/2030	0.00	5.28%
105	ISDLAF+	Money Market	128	4/30/2000	7/1/2030	0.00	5.28%
106	ISDLAF+	Money Market	130	4/30/2000	7/1/2030	0.00	5.28%
107	ISDLAF+	Money Market	218	4/30/2000	7/1/2030	4.20	5.28%
108	ISDLAF+	Money Market	229	4/30/2000	7/1/2030	0.00	5.28%
109	ISDLAF+	Money Market	231	4/30/2000	7/1/2030	0.00	5.28%
110	ISDLAF+	Money Market	127.5	4/30/2000	7/1/2030	.53	5.28%
111	ISDLAF+	Money Market	AERO	4/30/2000	7/1/2030	0.00	5.28%
112	ISDLAF+	Money Market	EISENHOWER	4/30/2000	7/1/2030	0.00	5.28%
195	ISDLAF+	Money Market	123 DDA	7/1/2000	7/1/2030	2,036.72	52.81%
1618	ISDLAF+	Money Market	MACS	4/30/2000	7/1/2030	38,103.28	5.28%
1619	ISDLAF+	Money Market	MACS MAX	4/30/2000	7/1/2030	675,728.23	5.30%
1794	ISDLAF+	Money Market	231 DDA	7/1/2008	7/1/2030	1,081.91	5.28%
2822	ISDLAF+	Money Market	231 HC DDA	1/1/2020	1/1/2030	165,232.84	5.28%
3181	ISDLAF+	Money Market	[REDACTED]	9/1/2021	9/1/2030	0.00	5.15%
3374	ISDLAF+	Money Market	127 MAX	8/1/2023	8/1/2033	10,879,757.88	5.30%
TOTAL			Summary of Dealers		17,442,586.75		
2671	MESIROW	MUNICIPAL	214471PK4	10/16/2018	12/1/2024	435,000.00	3.80%
2868	MESIROW	MUNICIPAL	400190DP6	3/19/2020	11/1/2024	285,000.00	1.83%

WORTH TOWNSHIP

	<u>Dealer</u>	<u>Security</u>	<u>CUSIP #</u>	<u>Purchase Date</u>	<u>Maturity</u>	<u>Cost</u>	<u>Yield</u>
2869	MESIROW	MUNICIPAL	400190DQ4	3/19/2020	11/1/2025	145,000.00	1.87%
TOTAL		Summary of Dealers			865,000.00		
92	Old National	Money Market	[REDACTED]	7/1/2001	7/1/2029	98,439.80	.02%
TOTAL		Summary of Dealers			98,439.80		
3233	PIPER SANDLER	FARM CREDIT	3133ENEL0	11/22/2021	11/22/2024	999,250.00	.93%
3258	PIPER SANDLER	MUNICIPAL	484062MC5	1/27/2022	12/15/2029	1,151,339.75	2.25%
3297	PIPER SANDLER	REVENUE	452227RB9	1/30/2023	6/15/2026	962,580.00	4.35%
3310	PIPER SANDLER	MUNICIPAL	602366U79	2/15/2023	2/1/2028	4,975,150.00	4.71%
3319	PIPER SANDLER	MUNICIPAL	977100HV1	3/1/2023	5/1/2028	984,890.00	4.66%
3320	PIPER SANDLER	ACCRUED INT.	0HV1	3/1/2023	5/1/2028	1,804.17	
3330	PIPER SANDLER	MUNICIPAL	899559QS0	4/6/2023	4/1/2028	1,000,000.00	4.40%
3331	PIPER SANDLER	ACCRUED INT.	9QS0	4/6/2023	4/1/2023	611.11	
3332	PIPER SANDLER	MUNICIPAL	899559QR2	4/6/2023	4/1/2027	1,000,000.00	4.45%
3333	PIPER SANDLER	ACCRUED INT.	9QR2	4/6/2023	4/1/2027	618.06	
3341	PIPER SANDLER	REVENUE	040664HL1	5/10/2023	7/1/2029	1,535,019.25	4.41%
3344	PIPER SANDLER	FARM CREDIT	3133EPGG4	5/11/2023	4/20/2033	999,500.00	4.01%
3346	PIPER SANDLER	MUNICIPAL	686053GG8	5/18/2023	6/30/2028	681,050.98	4.85%
3353	PIPER SANDLER	REVENUE	84552YRU7	5/31/2023	12/1/2032	1,979,020.00	5.14%
3354	PIPER SANDLER	ACCRUED INT.	PGG4	5/11/2023	5/11/2023	2,333.33	
TOTAL		Summary of Dealers			16,273,166.65		
481	Raymond James	Money Market	11486383	7/1/2001	7/1/2026	188.37	.01%
2452	RAYMOND JAMES	REVENUE	880461MM7	11/17/2015	11/15/2021	43,000.00	2.96%
2456	RAYMOND JAMES	REVENUE	649883D85	11/25/2016	10/1/2023	35,147.50	3.76%
2504	RAYMOND JAMES	REVENUE	67756QTR8	3/28/2017	9/1/2025	1,407,500.00	3.54%
2519	RAYMOND JAMES	MUNICIPAL	3735394V4	5/10/2017	12/1/2025	559,000.00	3.72%
2521	RAYMOND JAMES	REVENUE	9143017G5	5/18/2017	2/15/2025	2,000,000.00	2.80%
2537	RAYMOND JAMES	REVENUE	60535QPD6	6/14/2017	6/1/2034	620,000.00	3.55%
2538	RAYMOND JAMES	MUNICIPAL	663821VW3	6/27/2017	12/1/2024	1,330,000.00	3.20%
2548	RAYMOND JAMES	MUNICIPAL	671409G38	8/31/2017	12/1/2024	1,055,000.00	3.30%
2565	RAYMOND JAMES	MUNICIPAL	93978TPH6	11/3/2017	12/1/2022	1,000,000.00	3.20%
2570	RAYMOND JAMES	MUNICIPAL	977100EF9	11/29/2017	5/1/2027	2,550,000.00	3.12%
2759	RAYMOND JAMES	Money Market	FRGXX	6/1/2019	6/1/2029	0.00	1.90%
2865	RAYMOND JAMES	FARM CREDIT	3133ELSV7	3/17/2020	3/12/2035	1,998,000.00	2.24%
2887	RAYMOND JAMES	FARM CREDIT	3133EJTL3	3/25/2020	7/6/2038	1,000,000.00	1.70%
2913	RAYMOND JAMES	MUNICIPAL	9143017L4	5/6/2020	2/15/2029	635,000.00	2.62%
2920	RAYMOND JAMES	MUNICIPAL	01170REE8	5/8/2020	12/1/2032	42,088.89	1.75%
2926	RAYMOND JAMES	MUNICIPAL	214489BW5	5/19/2020	1/15/2035	976,720.00	3.20%
2927	RAYMOND JAMES	MUNICIPAL	214489BY1	5/19/2020	1/15/2032	680,000.00	3.00%

WORTH TOWNSHIP

	<u>Dealer</u>	<u>Security</u>	<u>CUSIP #</u>	<u>Purchase Date</u>	<u>Maturity</u>	<u>Cost</u>	<u>Yield</u>
2928	RAYMOND JAMES	MUNICIPAL	214489BU9	5/19/2020	1/15/2033	494,785.00	3.10%
2930	RAYMOND JAMES	MUNICIPAL	216057EA3	5/22/2020	6/1/2035	2,000,000.00	1.60%
2940	RAYMOND JAMES	FARM CREDIT	3133ELM43	6/24/2020	6/17/2030	2,000,000.00	1.25%
2942	RAYMOND JAMES	FHLB	3130AJQK8	6/30/2020	6/30/2038	1,000,000.00	2.00%
2947	RAYMOND JAMES	MUNICIPAL	92812VF50	7/22/2020	7/1/2040	1,000,000.00	2.56%
2949	RAYMOND JAMES	MUNICIPAL	39222PEM2	7/8/2020	8/15/2030	1,000,000.00	1.95%
2950	RAYMOND JAMES	MUNICIPAL	57563RQH5	7/13/2020	7/1/2028	2,235,000.00	2.16%
2952	RAYMOND JAMES	MUNICIPAL	013493KD2	7/7/2020	7/1/2035	1,000,000.00	1.99%
2953	RAYMOND JAMES	MUNICIPAL	916544DY2	7/15/2020	8/1/2038	1,500,000.00	2.20%
2955	RAYMOND JAMES	MUNICIPAL	230563CX4	7/15/2020	9/1/2028	2,000,000.00	2.05%
2956	RAYMOND JAMES	MUNICIPAL	230563CY2	7/15/2020	9/1/2033	1,000,000.00	2.45%
2960	RAYMOND JAMES	MUNICIPAL	05164PAB1	4/20/2011	7/19/2025	341,370.80	6.71%
2961	RAYMOND JAMES	MUNICIPAL	757710UP1	8/6/2020	8/1/2039	1,500,000.00	2.28%
2962	RAYMOND JAMES	MUNICIPAL	44244CD20	8/6/2020	11/15/2040	1,000,000.00	2.24%
2964	RAYMOND JAMES	MUNICIPAL	419792ZD1	8/13/2020	8/1/2038	2,000,000.00	2.11%
2968	RAYMOND JAMES	MUNICIPAL	344640WX1	8/19/2020	8/1/2039	2,500,000.00	2.55%
2970	RAYMOND JAMES	MUNICIPAL	338035KA5	8/20/2020	8/1/2040	1,155,000.00	2.38%
2977	RAYMOND JAMES	FHLMC	3134GWLY0	8/26/2020	8/12/2032	2,992,500.00	1.80%
2984	RAYMOND JAMES	FHLMC	3134GWF43	9/1/2020	9/1/2032	1,000,000.00	1.45%
2986	RAYMOND JAMES	FARM CREDIT	3133EL4Y7	9/9/2020	11/26/2032	1,000,000.00	1.48%
2991	RAYMOND JAMES	MUNICIPAL	419792ZF6	9/10/2020	8/1/2040	930,000.00	2.29%
3000	RAYMOND JAMES	FHLMC	3134GWQ58	9/24/2020	9/24/2035	3,987,194.00	1.53%
3003	RAYMOND JAMES	MUNICIPAL	187270H63	9/29/2020	2/15/2035	1,000,000.00	1.73%
3004	RAYMOND JAMES	FHLMC	3134GWVK9	9/30/2020	9/30/2033	998,020.00	1.32%
3006	RAYMOND JAMES	MUNICIPAL	586752EX1	9/30/2020	8/1/2041	1,080,000.00	2.61%
3008	RAYMOND JAMES	FHLB	3130AK6M3	9/30/2020	9/30/2033	1,000,000.00	1.50%
3009	RAYMOND JAMES	FHLMC	3134GWUK0	9/30/2020	12/30/2031	998,750.00	1.26%
3018	RAYMOND JAMES	MUNICIPAL	63877NMZ7	10/1/2020	8/1/2037	1,000,000.00	2.40%
3021	RAYMOND JAMES	MUNICIPAL	403720KF1	10/6/2020	9/1/2037	1,000,000.00	1.95%
3022	RAYMOND JAMES	MUNICIPAL	403720KJ3	10/6/2020	9/1/2040	1,000,000.00	2.15%
3024	RAYMOND JAMES	MUNICIPAL	584288FK5	10/14/2020	7/15/2042	1,825,000.00	2.47%
3025	RAYMOND JAMES	MUNICIPAL	584288FL3	10/14/2020	7/15/2043	1,620,000.00	2.52%
3028	RAYMOND JAMES	MUNICIPAL	92812VK47	10/16/2020	9/1/2035	1,000,000.00	2.22%
3030	RAYMOND JAMES	MUNICIPAL	92812VK21	10/16/2020	9/1/2033	1,000,000.00	2.12%
3032	RAYMOND JAMES	MUNICIPAL	356640KS0	10/19/2020	1/1/2036	1,000,000.00	2.94%
3033	RAYMOND JAMES	MUNICIPAL	356640KU5	10/19/2020	1/1/2041	1,000,000.00	3.17%
3034	RAYMOND JAMES	MUNICIPAL	356640KT8	10/19/2020	1/1/2038	1,000,000.00	3.04%
3038	RAYMOND JAMES	MUNICIPAL	580773LX5	10/28/2020	2/15/2035	2,000,000.00	2.62%
3041	RAYMOND JAMES	MUNICIPAL	659155PH2	10/29/2020	2/1/2043	1,700,000.00	2.30%


WORTH TOWNSHIP

	<u>Dealer</u>	<u>Security</u>	<u>CUSIP #</u>	<u>Purchase Date</u>	<u>Maturity</u>	<u>Cost</u>	<u>Yield</u>
3042	RAYMOND JAMES	MUNICIPAL	0745096K1	10/29/2020	3/1/2033	1,000,000.00	2.03%
3046	RAYMOND JAMES	MUNICIPAL	092478RD0	11/10/2020	3/1/2032	1,127,243.40	1.86%
3047	RAYMOND JAMES	FHLMC	3134GXBK9	11/17/2020	11/17/2028	998,500.00	1.02%
3053	RAYMOND JAMES	FNMA	3135GA3D1	11/18/2020	11/16/2035	998,000.00	1.62%
3100	RAYMOND JAMES	MUNICIPAL	198504D33	3/17/2021	2/1/2032	1,500,000.00	2.02%
3101	RAYMOND JAMES	MUNICIPAL	198504D58	3/17/2021	2/1/2034	500,000.00	2.17%
3102	RAYMOND JAMES	MUNICIPAL	198504D41	3/17/2021	2/1/2033	500,000.00	2.12%
3103	RAYMOND JAMES	MUNICIPAL	772402JS3	3/18/2021	2/1/2028	1,640,000.00	1.68%
3104	RAYMOND JAMES	MUNICIPAL	772402JT1	3/18/2021	2/1/2029	1,875,000.00	1.91%
3105	RAYMOND JAMES	MUNICIPAL	772402JU8	3/18/2021	2/1/2030	690,000.00	2.06%
3112	RAYMOND JAMES	FARM CREDIT	3133EMTE2	3/22/2021	3/17/2031	997,230.00	2.02%
3120	RAYMOND JAMES	FARM CREDIT	3133EMUX8	3/30/2021	3/30/2029	1,000,000.00	1.55%
3121	RAYMOND JAMES	MUNICIPAL	650036AX4	3/31/2021	3/15/2029	1,475,655.00	2.49%
3123	RAYMOND JAMES	FARM CREDIT	3133EMVA7	4/1/2021	4/1/2031	1,000,000.00	2.02%
3125	RAYMOND JAMES	FARM CREDIT	3133EMVE9	4/1/2021	4/1/2041	1,000,000.00	2.74%
3127	RAYMOND JAMES	FARM CREDIT	3133EMVB5	4/5/2021	4/5/2029	1,000,000.00	1.73%
3128	RAYMOND JAMES	MUNICIPAL	906347WX3	4/13/2021	5/1/2037	1,000,000.00	2.58%
3129	RAYMOND JAMES	FARM CREDIT	3133EMWB4	4/14/2021	4/14/2031	1,000,000.00	2.04%
3134	RAYMOND JAMES	FHLB	3130ALXH2	4/16/2021	4/14/2036	780,000.00	2.45%
3147	RAYMOND JAMES	MUNICIPAL	92818NG77	6/2/2021	11/1/2036	1,293,422.00	2.29%
3149	RAYMOND JAMES	FARM CREDIT	3133EMC59	6/2/2021	6/2/2036	1,000,000.00	2.42%
3150	RAYMOND JAMES	FARM CREDIT	3133EMJ45	6/14/2021	3/14/2033	1,000,000.00	2.15%
3151	RAYMOND JAMES	FARM CREDIT	3133EMH88	6/16/2021	6/16/2036	2,000,000.00	2.35%
3160	RAYMOND JAMES	FARM CREDIT	3133EML59	6/21/2021	6/21/2041	1,000,000.00	2.70%
3162	RAYMOND JAMES	FARM CREDIT	3133EMR95	7/14/2021	7/14/2036	1,000,000.00	2.31%
3163	RAYMOND JAMES	FARM CREDIT	3133EMT77	7/21/2021	7/21/2031	1,000,000.00	1.79%
3165	RAYMOND JAMES	FHLB	3130AN6R6	7/27/2021	7/27/2037	1,000,000.00	2.35%
3168	RAYMOND JAMES	FARM CREDIT	3133EMY63	8/4/2021	8/4/2036	1,000,000.00	2.25%
3169	RAYMOND JAMES	FARM CREDIT	3133EM2B7	8/9/2021	8/9/2041	1,000,000.00	2.45%
3172	RAYMOND JAMES	FHLB	3130ANH94	8/11/2021	8/11/2031	1,000,000.00	1.75%
3173	RAYMOND JAMES	MUNICIPAL	613105LL7	8/13/2021	9/1/2039	1,000,000.00	2.47%
3175	RAYMOND JAMES	GNMA	38379KVC9	8/15/2016	9/1/2022	19,597.49	1.54%
3176	RAYMOND JAMES	GNMA	38379UXD3	8/15/2016	12/16/2056	228,061.76	1.97%
3177	RAYMOND JAMES	FHLB	3130ANH86	8/18/2021	8/18/2036	1,000,000.00	2.30%
3178	RAYMOND JAMES	GNMA	38379YW38	8/30/2016	8/20/2046	381,224.74	2.70%
3182	RAYMOND JAMES	FARM CREDIT	3133EM4B5	9/1/2021	9/1/2033	1,000,000.00	1.87%
3185	RAYMOND JAMES	MUNICIPAL	53746QBV1	9/8/2021	10/1/2036	2,665,000.00	2.21%
3186	RAYMOND JAMES	FHLB	3130ANVX5	9/8/2021	9/8/2031	1,500,000.00	1.75%
3187	RAYMOND JAMES	FHLB	3130ANVY3	9/8/2021	9/8/2031	1,000,000.00	1.50%

WORTH TOWNSHIP

	<u>Dealer</u>	<u>Security</u>	<u>CUSIP #</u>	<u>Purchase Date</u>	<u>Maturity</u>	<u>Cost</u>	<u>Yield</u>
3193	RAYMOND JAMES	FARM CREDIT	3133EM6J6	9/27/2021	9/27/2033	1,000,000.00	2.00%
3194	RAYMOND JAMES	FARM CREDIT	3133EM6H0	9/27/2021	9/27/2033	1,000,000.00	1.90%
3195	RAYMOND JAMES	FNMA	3136AEXP7	9/29/2016	9/20/2025	25,460.93	1.84%
3196	RAYMOND JAMES	FNMA	3136ATH98	9/30/2016	9/30/2028	241,049.74	2.23%
3197	RAYMOND JAMES	FHLB	3130ANWV8	9/28/2021	9/28/2026	1,000,000.00	1.00%
3202	RAYMOND JAMES	MUNICIPAL	792384CA5	9/29/2021	3/1/2032	1,505,000.00	2.20%
3203	RAYMOND JAMES	MUNICIPAL	792384BZ1	9/29/2021	3/1/2031	1,465,000.00	2.05%
3211	RAYMOND JAMES	FHLMC	3137BS6X6	10/31/2016	2/15/2029	30,631.18	2.64%
3221	RAYMOND JAMES	FARM CREDIT	3133ENCC2	10/27/2021	10/27/2031	1,000,000.00	1.98%
3222	RAYMOND JAMES	MUNICIPAL	446201AM7	10/27/2021	6/15/2033	1,000,000.00	2.65%
3224	RAYMOND JAMES	FHLB	3130APPJ8	11/4/2021	11/4/2031	1,000,000.00	2.00%
3227	RAYMOND JAMES	FHLB	3130APMV4	11/12/2021	11/14/2036	2,000,000.00	1.50%
3228	RAYMOND JAMES	MUNICIPAL	64972ED55	11/16/2021	11/1/2036	2,000,000.00	2.62%
3231	RAYMOND JAMES	MUNICIPAL	68609TQ50	11/18/2021	5/1/2039	1,975,820.00	2.66%
3234	RAYMOND JAMES	FARM CREDIT	3133ENET3	11/23/2021	11/23/2029	1,000,000.00	1.89%
3235	RAYMOND JAMES	FHLB	3130APRL1	11/23/2021	11/23/2027	3,000,000.00	1.00%
3236	RAYMOND JAMES	FHLB	3130APQB4	11/23/2021	11/23/2026	1,000,000.00	1.50%
3243	RAYMOND JAMES	FARM CREDIT	3133ENFS4	12/1/2021	12/1/2036	1,000,000.00	2.78%
3244	RAYMOND JAMES	FARM CREDIT	3133ENFT2	12/1/2021	12/1/2036	1,000,000.00	2.71%
3245	RAYMOND JAMES	MUNICIPAL	72178JAF0	12/3/2021	5/1/2027	992,600.00	1.56%
3247	RAYMOND JAMES	MUNICIPAL	969268DB4	12/6/2021	8/1/2032	747,630.00	2.75%
3248	RAYMOND JAMES	FARM CREDIT	3133ENGL8	12/7/2021	12/7/2029	1,000,000.00	2.00%
3251	RAYMOND JAMES	MUNICIPAL	605581QP5	12/9/2021	10/1/2029	1,000,000.00	1.89%
3252	RAYMOND JAMES	MUNICIPAL	605581QQ3	12/9/2021	10/1/2030	500,000.00	1.99%
3253	RAYMOND JAMES	MUNICIPAL	605581QS9	12/9/2021	10/1/2032	1,260,000.00	2.19%
3254	RAYMOND JAMES	MUNICIPAL	605581QR1	12/9/2021	10/1/2031	755,000.00	2.12%
3256	RAYMOND JAMES	FHLMC	3137BNUG7	1/10/2017	12/15/2028	189,020.78	2.24%
3257	RAYMOND JAMES	FHLMC	3137AJCR3	11/30/2011	2/15/2041	175,833.93	3.17%
3270	RAYMOND JAMES	REVENUE	88275FNX3	3/22/2017	3/1/2025	817,988.20	3.01%
3278	RAYMOND JAMES	FHLB	3130ARGD7	4/14/2022	4/14/2025	1,000,000.00	2.00%
3279	RAYMOND JAMES	FHLB	3130ARKL4	4/21/2022	4/21/2027	1,000,000.00	2.25%
3280	RAYMOND JAMES	FHLB	3130ARQW4	4/27/2022	4/27/2027	1,000,000.00	3.60%
3292	RAYMOND JAMES	FARM CREDIT	3133EN5C0	1/9/2023	12/27/2028	1,000,000.00	5.37%
3294	RAYMOND JAMES	FHLB	3130AULM4	1/26/2023	1/26/2033	1,000,000.00	5.62%
3299	RAYMOND JAMES	FHLB	3130AUM84	1/30/2023	7/30/2027	1,000,000.00	5.00%
3300	RAYMOND JAMES	REVENUE	977100GH3	2/2/2023	5/1/2027	960,030.00	4.19%
3302	RAYMOND JAMES	HUD	911759ML9	2/2/2023	8/1/2029	548,160.00	4.06%
3303	RAYMOND JAMES	ACCRUED INT.	9ML9	2/2/2023	8/1/2029	53.13	
3311	RAYMOND JAMES	MUNICIPAL	791697BX2	2/22/2023	4/1/2029	1,000,014.17	4.65%

WORTH TOWNSHIP

	<u>Dealer</u>	<u>Security</u>	<u>CUSIP #</u>	<u>Purchase Date</u>	<u>Maturity</u>	<u>Cost</u>	<u>Yield</u>
3313	RAYMOND JAMES	REVENUE	977100HV1	2/27/2023	2/16/2023	989,030.00	4.57%
3314	RAYMOND JAMES	ACCRUED INT.	0HV1	2/27/2023	5/1/2028	1,323.06	
3318	RAYMOND JAMES	REVENUE	25477PNT8	3/15/2018	3/1/2049	959,916.14	3.34%
3321	RAYMOND JAMES	FHLB	3130AVBC5	3/6/2023	3/12/2027	999,450.00	4.51%
3322	RAYMOND JAMES	FARM CREDIT	3133EPCS2	3/9/2023	3/9/2029	1,001,060.00	4.48%
3323	RAYMOND JAMES	FHLB	3130AV4Y5	3/13/2023	3/13/2028	1,000,000.00	5.30%
3342	RAYMOND JAMES	REVENUE	91412HBR3	5/10/2023	5/15/2029	982,950.00	4.24%
3348	RAYMOND JAMES	FARM CREDIT	3133ENWW6	5/19/2023	5/17/2032	972,400.00	4.75%
3349	RAYMOND JAMES	ACCRUED INT.	NWW6	5/19/2023	5/17/2032	242.78	
3350	RAYMOND JAMES	REVENUE	977100HW9	5/22/2023	5/1/2029	999,090.00	4.36%
3351	RAYMOND JAMES	ACCRUED INT.	0HW9	5/22/2023	5/1/2029	11,589.33	
3368	RAYMOND JAMES	MUNICIPAL	778535HD9	6/8/2023	2/1/2034	516,926.80	4.57%
3369	RAYMOND JAMES	MUNICIPAL	778535HE7	6/8/2023	2/1/2035	546,540.50	4.67%
3370	RAYMOND JAMES	MUNICIPAL	778535HF4	6/8/2023	2/1/2036	571,176.25	4.77%
3371	RAYMOND JAMES	MUNICIPAL	778535HG2	6/8/2023	2/1/2037	600,777.10	4.87%
3372	RAYMOND JAMES	FARM CREDIT	3133EPLJ2	6/8/2023	6/1/2033	999,000.00	5.13%
3373	RAYMOND JAMES	ACCRUED INT.	PLJ2	6/8/2023	6/1/2033	995.56	
TOTAL				Summary of Dealers		160,299,958.53	
2677	William Blair	Money Market		5/20/2014	5/20/2025	96,389.80	2.50%
TOTAL				Summary of Dealers		96,389.80	
2554	WORTH	MUNICIPAL	Sunnybrook 171	9/13/2017	12/1/2024	710,000.00	2.61%
2579	WORTH	MUNICIPAL	Madison 2 2027	12/21/2017	4/1/2027	960,000.00	4.16%
2580	WORTH	MUNICIPAL	Madison 2 2028	12/21/2017	4/1/2028	995,000.00	4.20%
2617	WORTH	MUNICIPAL	Ohio 505	5/15/2018	12/1/2028	511,181.29	3.18%
2618	WORTH	MUNICIPAL	Ohio 17	5/15/2018	12/1/2028	511,181.29	3.18%
2624	WORTH	MUNICIPAL	CCSD 140	6/26/2018	3/1/2025	308,000.00	3.48%
2625	WORTH	MUNICIPAL	CCSD 140	6/26/2018	3/1/2026	319,000.00	3.51%
2626	WORTH	MUNICIPAL	CCSD 140	6/26/2018	3/1/2027	330,000.00	3.54%
2627	WORTH	MUNICIPAL	CCSD 140	6/26/2018	3/1/2028	342,000.00	3.57%
2628	WORTH	MUNICIPAL	CCSD 140	6/26/2018	3/1/2029	145,000.00	3.60%
2706	WORTH	MUNICIPAL	S. Wilmington 74	3/13/2019	12/1/2023	32,328.90	3.69%
2728	WORTH	MUNICIPAL	Millstadt 160	4/3/2019	2/1/2024	402,000.00	3.22%
2729	WORTH	MUNICIPAL	Millstadt 160	4/3/2019	2/1/2025	417,000.00	3.24%
2730	WORTH	MUNICIPAL	Millstadt 160	4/3/2019	2/1/2026	428,000.00	3.26%
2820	WORTH	MUNICIPAL	CUSD 60 2019	12/23/2019	12/1/2024	790,000.00	2.15%
2821	WORTH	MUNICIPAL	Okaw Valley 302	1/13/2020	12/1/2029	362,323.75	2.41%
2844	WORTH	MUNICIPAL	GRANT 110	2/11/2020	12/1/2023	501,646.59	2.08%
2845	WORTH	MUNICIPAL	GRANT 110	2/11/2020	12/1/2024	490,000.00	2.11%
2846	WORTH	MUNICIPAL	GRANT 110	2/11/2020	12/1/2025	295,000.00	2.16%

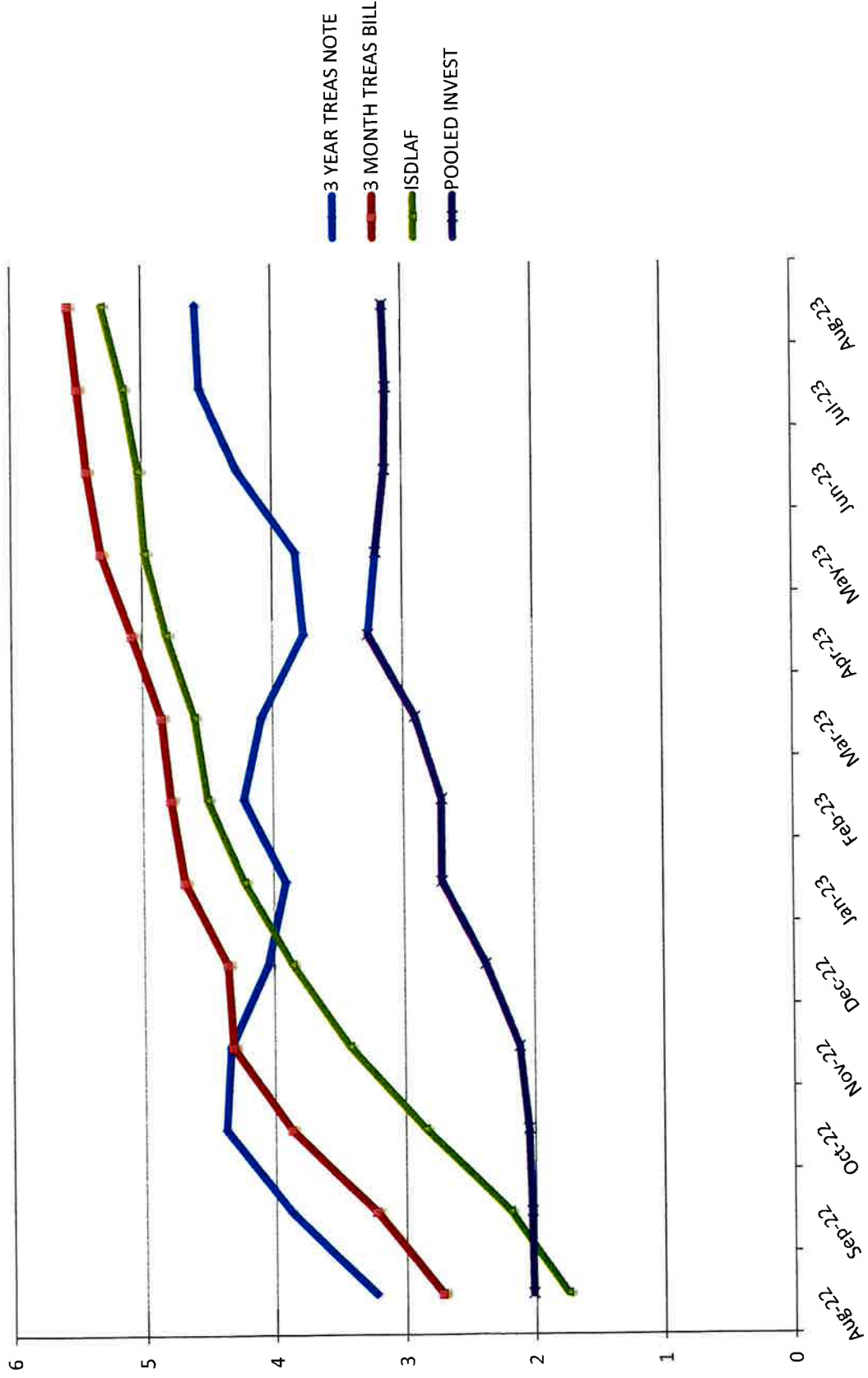
WORTH TOWNSHIP

	<u>Dealer</u>	<u>Security</u>	<u>CUSIP #</u>	<u>Purchase Date</u>	<u>Maturity</u>	<u>Cost</u>	<u>Yield</u>
2895	WORTH	MUNICIPAL	ST. LIBORY	3/5/2020	2/1/2029	338,000.00	2.30%
2896	WORTH	MUNICIPAL	BROWN 1 2020	3/10/2020	12/1/2030	2,690,000.00	2.18%
2945	WORTH	MUNICIPAL	HILLSBORO 3	6/4/2020	12/1/2023	958,964.05	1.74%
2959	WORTH	MUNICIPAL	CRAB	7/23/2020	12/1/2028	338,000.00	1.72%
3014	WORTH	MUNICIPAL	WETHERSFIEL	9/3/2020	12/1/2023	223,163.60	.80%
3015	WORTH	MUNICIPAL	WETHERSFIEL	9/3/2020	12/1/2024	228,741.75	.85%
3016	WORTH	MUNICIPAL	WETHERSFIEL	9/3/2020	12/1/2025	234,349.30	.88%
3062	WORTH	MUNICIPAL	OSWEGO 308	12/12/2020	2/1/2024	1,283,000.00	1.26%
3063	WORTH	MUNICIPAL	OSWEGO 308	12/12/2020	2/1/2025	867,000.00	1.41%
3067	WORTH	MUNICIPAL	DUQUOIN 300	12/10/2020	6/1/2024	530,000.00	1.59%
3075	WORTH	MUNICIPAL	Galena 120	2/1/2021	12/1/2023	550,000.00	1.43%
3079	WORTH	MUNICIPAL	Brown County 1	3/4/2021	12/1/2023	250,000.00	1.30%
3080	WORTH	MUNICIPAL	Brown County 1	3/4/2021	12/1/2024	255,000.00	1.34%
3081	WORTH	MUNICIPAL	Brown County 1	3/4/2021	12/1/2025	260,000.00	1.41%
3082	WORTH	MUNICIPAL	Brown County 1	3/4/2021	12/1/2026	270,000.00	1.45%
3084	WORTH	MUNICIPAL	Brown County 1	3/4/2021	12/1/2027	275,000.00	1.50%
3085	WORTH	MUNICIPAL	Brown County 1	3/4/2021	12/1/2028	280,000.00	1.55%
3086	WORTH	MUNICIPAL	Brown County 1	3/4/2021	12/1/2029	295,000.00	1.60%
3087	WORTH	MUNICIPAL	Brown County 1	3/4/2021	12/1/2030	300,000.00	1.65%
3088	WORTH	MUNICIPAL	Brown County 1	3/4/2021	12/1/2031	310,000.00	1.70%
3089	WORTH	MUNICIPAL	Brown County 1	3/4/2021	12/1/2032	315,000.00	1.75%
3090	WORTH	MUNICIPAL	Brown County 1	3/4/2021	12/1/2033	215,000.00	1.80%
3091	WORTH	MUNICIPAL	Carterville 5	3/8/2021	12/1/2028	245,000.00	1.65%
3092	WORTH	MUNICIPAL	Carterville 5	3/8/2021	12/1/2029	250,000.00	1.65%
3093	WORTH	MUNICIPAL	Carterville 5	3/8/2021	12/1/2030	255,000.00	1.65%
3094	WORTH	MUNICIPAL	Carterville 5	3/8/2021	12/1/2031	260,000.00	1.75%
3095	WORTH	MUNICIPAL	Carterville 5	3/8/2021	12/1/2032	260,000.00	1.75%
3138	WORTH	MUNICIPAL	Ball Chatham 5	4/14/2021	2/1/2024	175,000.00	1.44%
3139	WORTH	MUNICIPAL	Ball Chatham 5	4/14/2021	2/1/2025	550,000.00	1.54%
3140	WORTH	MUNICIPAL	Ball Chatham 5	4/14/2021	2/1/2026	1,695,000.00	1.65%
3141	WORTH	MUNICIPAL	Ball Chatham 5	4/14/2021	2/1/2027	1,345,000.00	1.67%
3142	WORTH	MUNICIPAL	Ball Chatham 5	4/14/2021	2/1/2028	2,580,000.00	1.70%
3143	WORTH	MUNICIPAL	Ball Chatham 5	4/14/2021	2/1/2029	255,000.00	1.72%
3205	WORTH	MUNICIPAL	Carbondale 95	9/27/2021	11/1/2023	795,000.00	1.19%
3206	WORTH	MUNICIPAL	Carbondale 95	9/27/2021	11/1/2024	805,000.00	1.36%
3207	WORTH	MUNICIPAL	Carbondale 95	9/27/2021	11/1/2025	815,000.00	1.42%
3208	WORTH	MUNICIPAL	Carbondale 95	9/27/2021	11/1/2026	830,000.00	1.47%
3242	WORTH	MUNICIPAL	Odell 435	11/3/2021	12/1/2028	450,000.00	1.60%
3261	WORTH	MUNICIPAL	PRAIRIE VIEW	2/1/2022	12/1/2024	371,000.00	1.52%

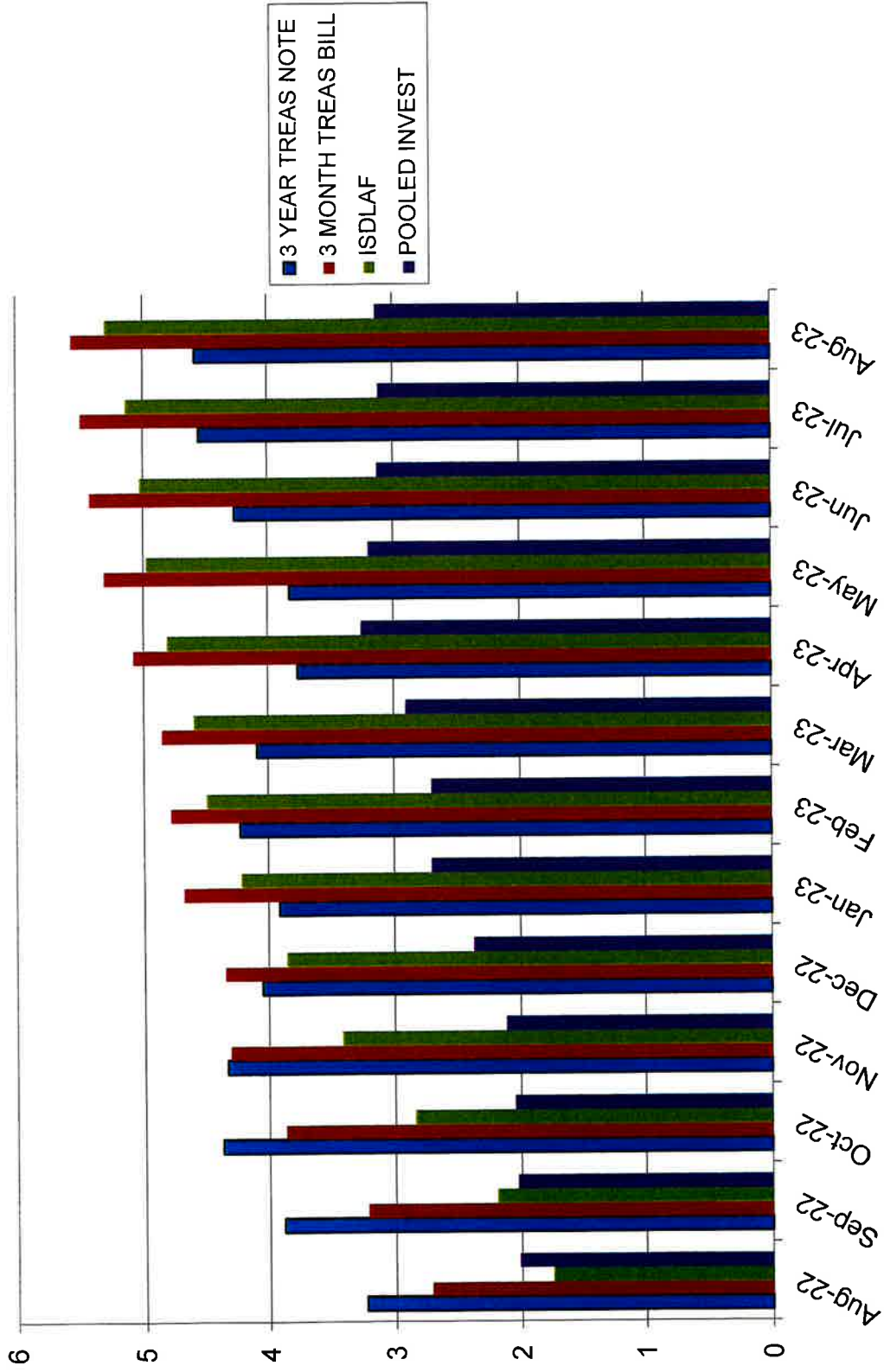
WORTH TOWNSHIP

<u>Dealer</u>	<u>Security</u>	<u>CUSIP #</u>	<u>Purchase Date</u>	<u>Maturity</u>	<u>Cost</u>	<u>Yield</u>	
3262	WORTH	MUNICIPAL	TINLEY PARK	2/10/2022	12/1/2027	350,000.00	2.02%
3263	WORTH	MUNICIPAL	TINLEY PARK	2/10/2022	12/1/2028	435,000.00	2.11%
3265	WORTH	MUNICIPAL	MIDLOTHIAN	2/28/2022	12/1/2023	452,500.00	1.54%
3266	WORTH	MUNICIPAL	MIDLOTHIAN	2/28/2022	12/1/2024	457,500.00	1.70%
3267	WORTH	MUNICIPAL	MIDLOTHIAN	2/28/2022	12/1/2025	465,000.00	1.84%
3268	WORTH	MUNICIPAL	MIDLOTHIAN	2/28/2022	12/1/2026	437,500.00	1.96%
3272	WORTH	MUNICIPAL	Milne 91	3/8/2022	1/1/2024	28,300.00	1.67%
3273	WORTH	MUNICIPAL	Milne 91	3/8/2022	1/1/2025	33,100.00	1.80%
3274	WORTH	MUNICIPAL	Milne 91	3/8/2022	1/1/2026	67,900.00	1.92%
3275	WORTH	MUNICIPAL	Milne 91	3/8/2022	1/1/2027	213,700.00	2.02%
3276	WORTH	MUNICIPAL	Milne 91	3/8/2022	1/1/2028	217,800.00	2.11%
3277	WORTH	MUNICIPAL	Milne 91	3/8/2022	1/1/2029	161,400.00	2.17%
3284	WORTH	MUNICIPAL	FREEBURG 70	5/10/2022	12/1/2027	1,171,000.00	2.75%
3287	WORTH	MUNICIPAL	Willowbrook	6/8/2022	12/30/2024	515,000.00	2.70%
3363	WORTH	MUNICIPAL	WEST 40	5/4/2023	6/1/2025	2,250,000.00	5.20%
3375	WORTH	MUNICIPAL	Oakton CC 535	8/14/2023	12/1/2023	2,690,000.00	6.00%
TOTAL			Summary of Dealers		41,997,580.52		
			WAM	2,669.45	460,671,480.57	WAV	3.14%

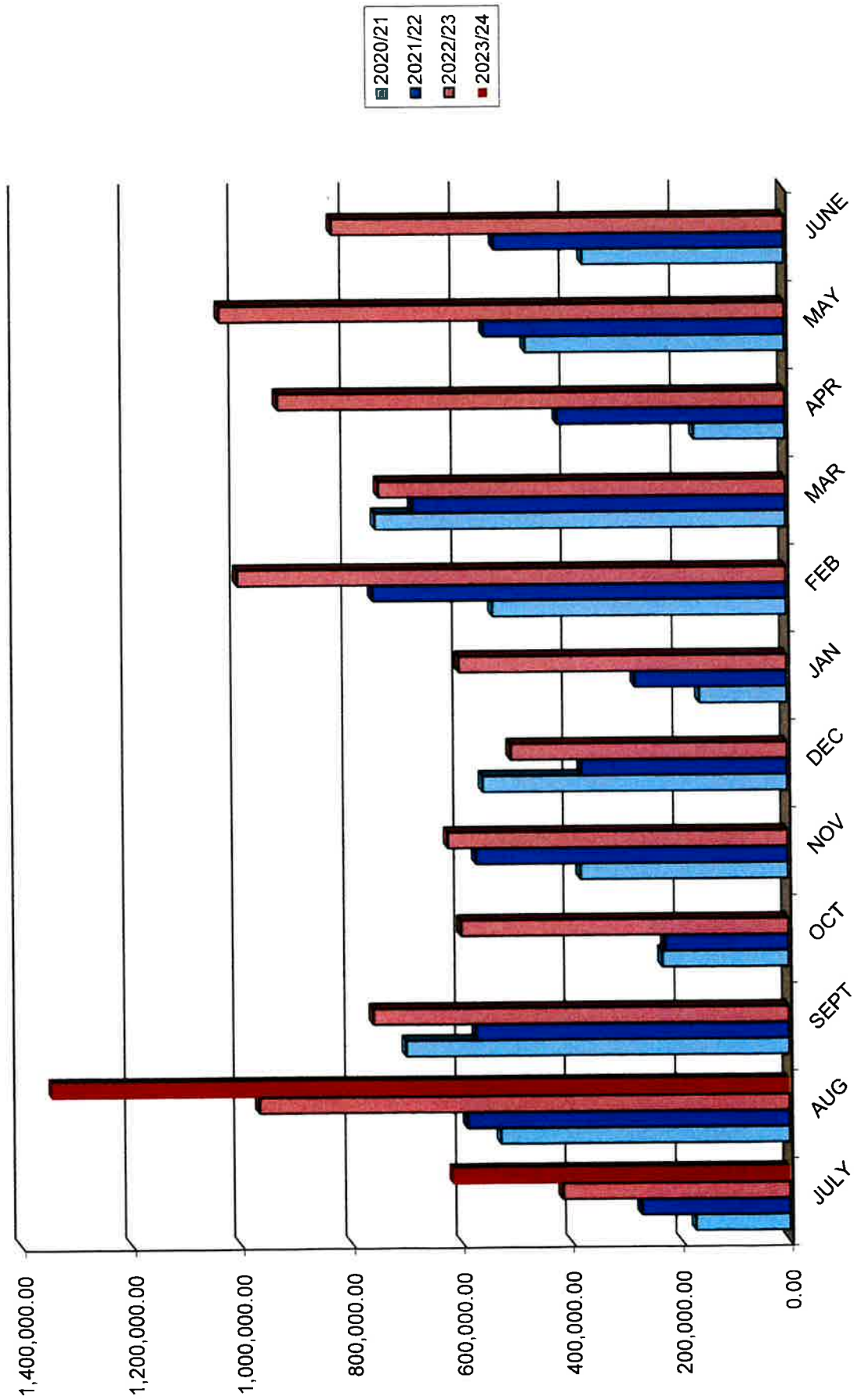
MONTHLY AVERAGE YIELD-LINE GRAPH



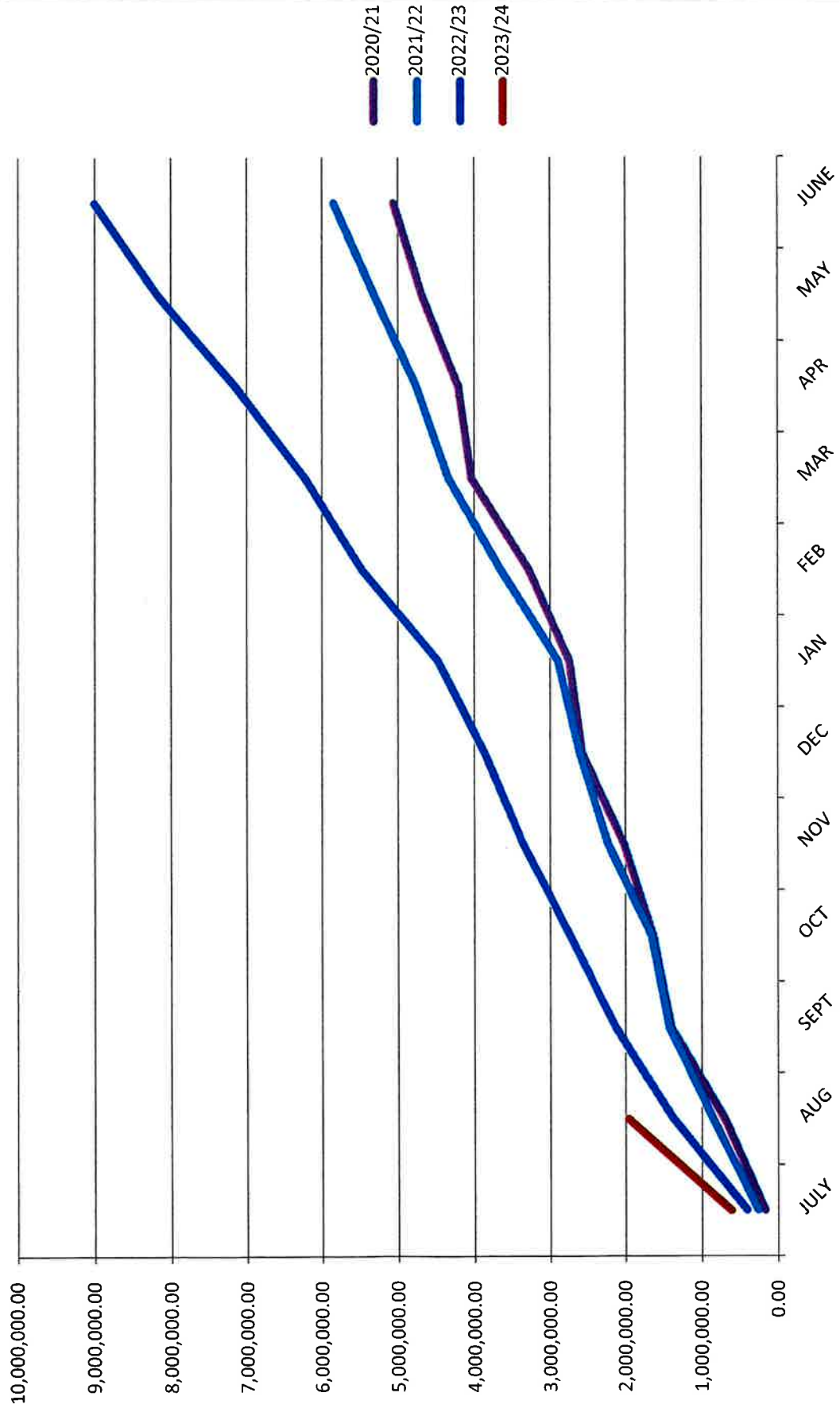
MONTHLY AVG YIELD



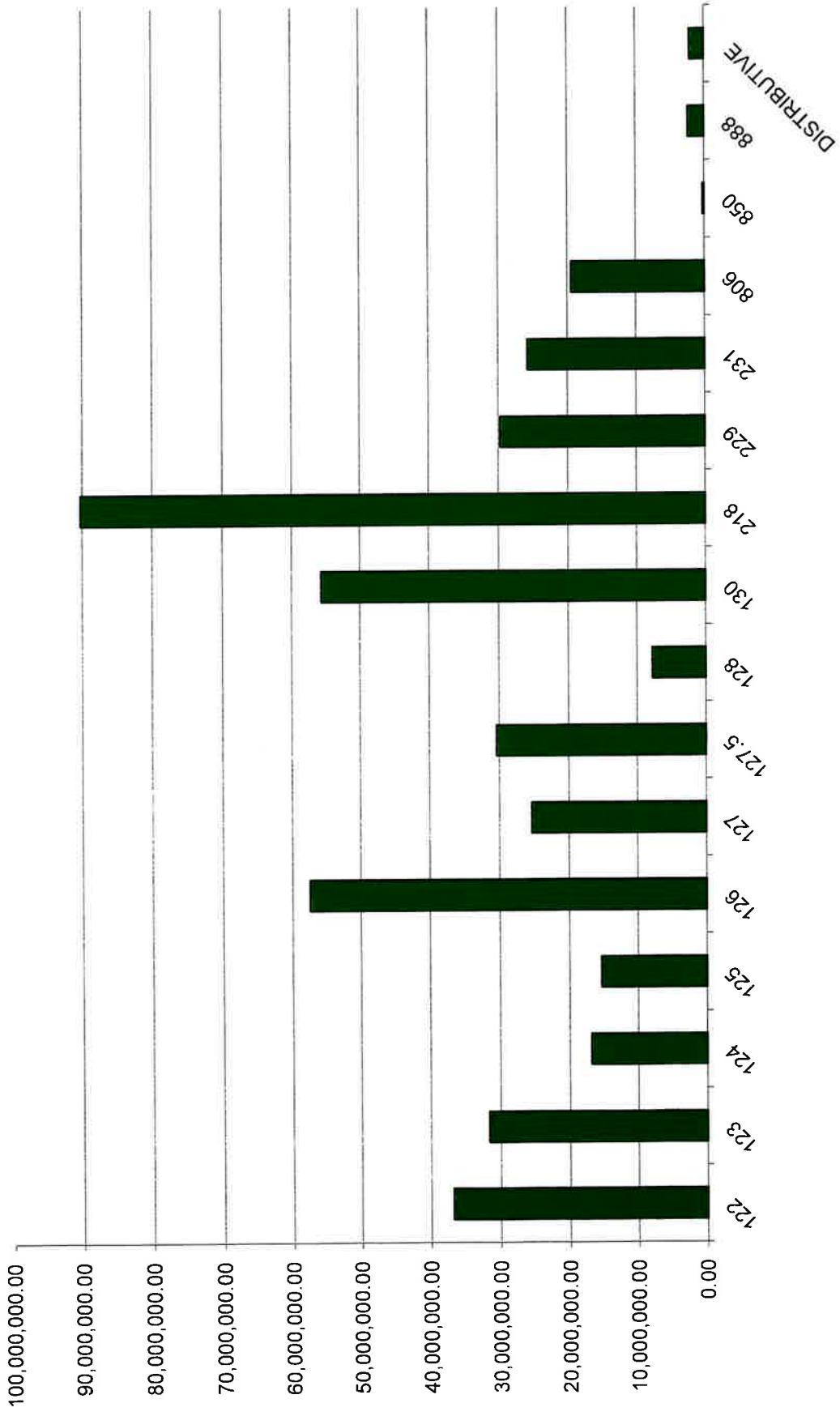
INCOME EARNED



CUMULATIVE INTEREST EARNINGS

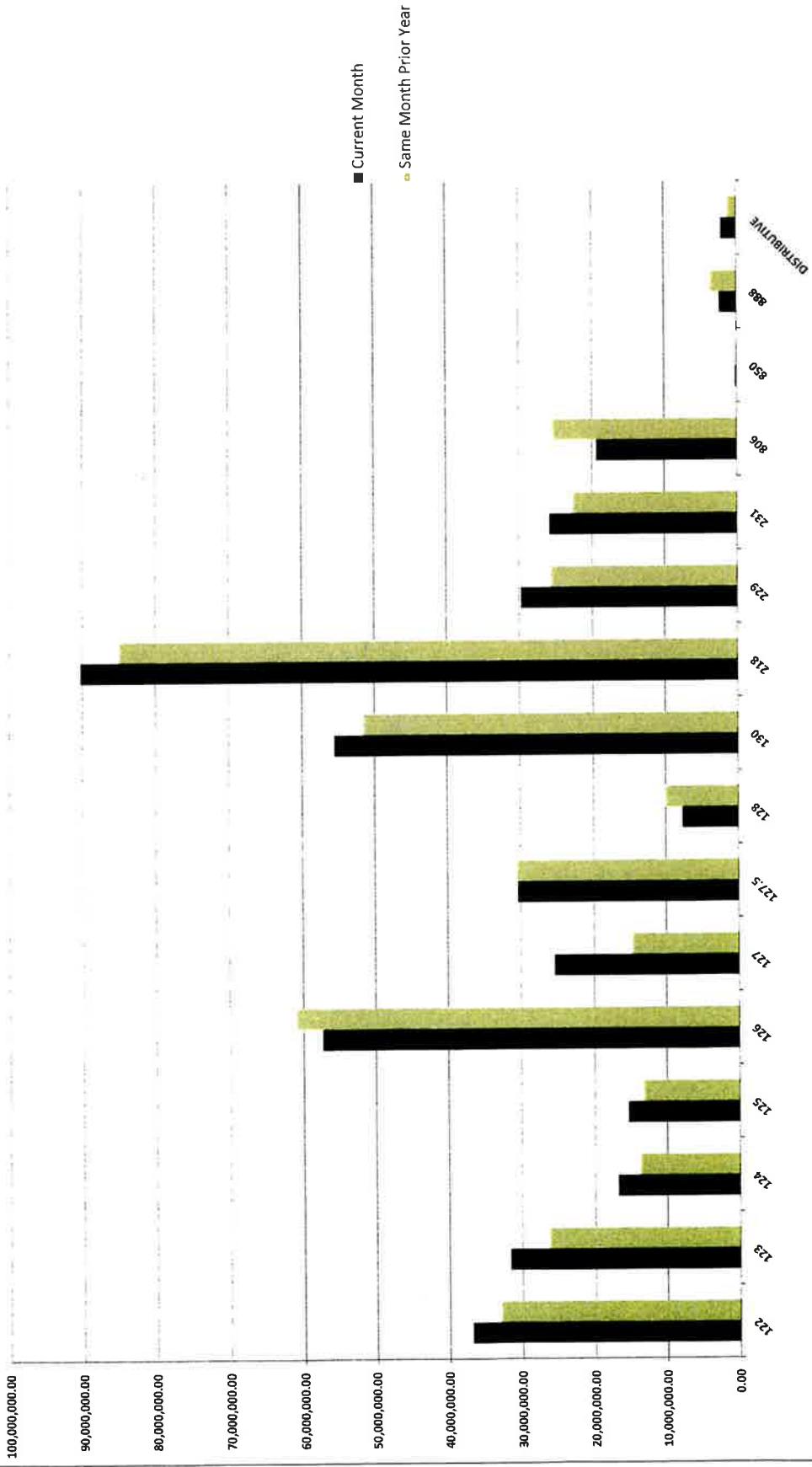


BANK BALANCES



AUGUST, 2023

District Bank Balances



AUGUST, 2023

SECURITIES BY PERCENT

