

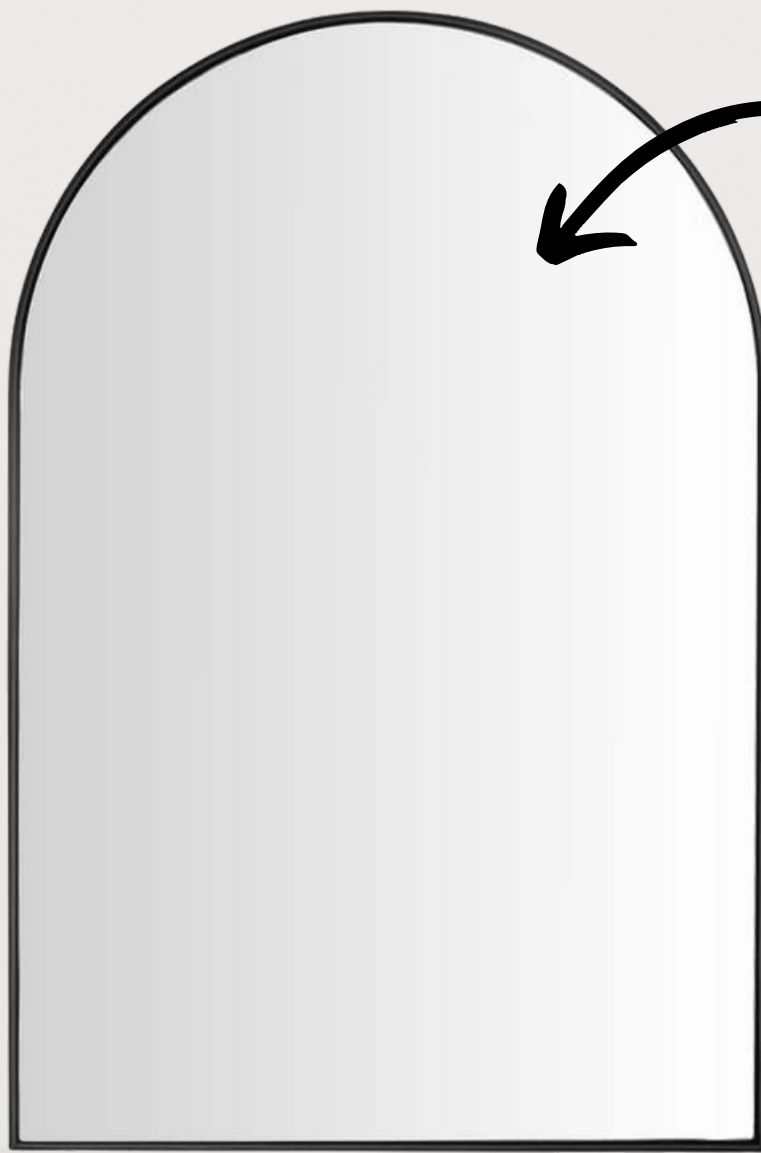
A styled console table with a rustic, weathered wood finish and turned legs. On the table sits a large, textured, light-colored ceramic lamp base with a white conical shade. To the right is a dark grey ceramic vase with a handle, filled with green eucalyptus branches. In the center, a small wooden box holds two long strands of white wooden beads. Two large, rectangular wicker baskets are placed on the floor in front of the table; the one on the left has a white knitted throw blanket draped over it. A large, round, silver-framed mirror is mounted on the wall behind the table. The background features white wall paneling and a light-colored wood floor with a herringbone pattern.

HOW TO STYLE A CONSOLE TABLE

Start with a table
It can be any type of console table, a
sideboard, or even a dresser.



**Create a focal point
using a mirror or
artwork**



Adding a table lamp
adds height as well
as lighting

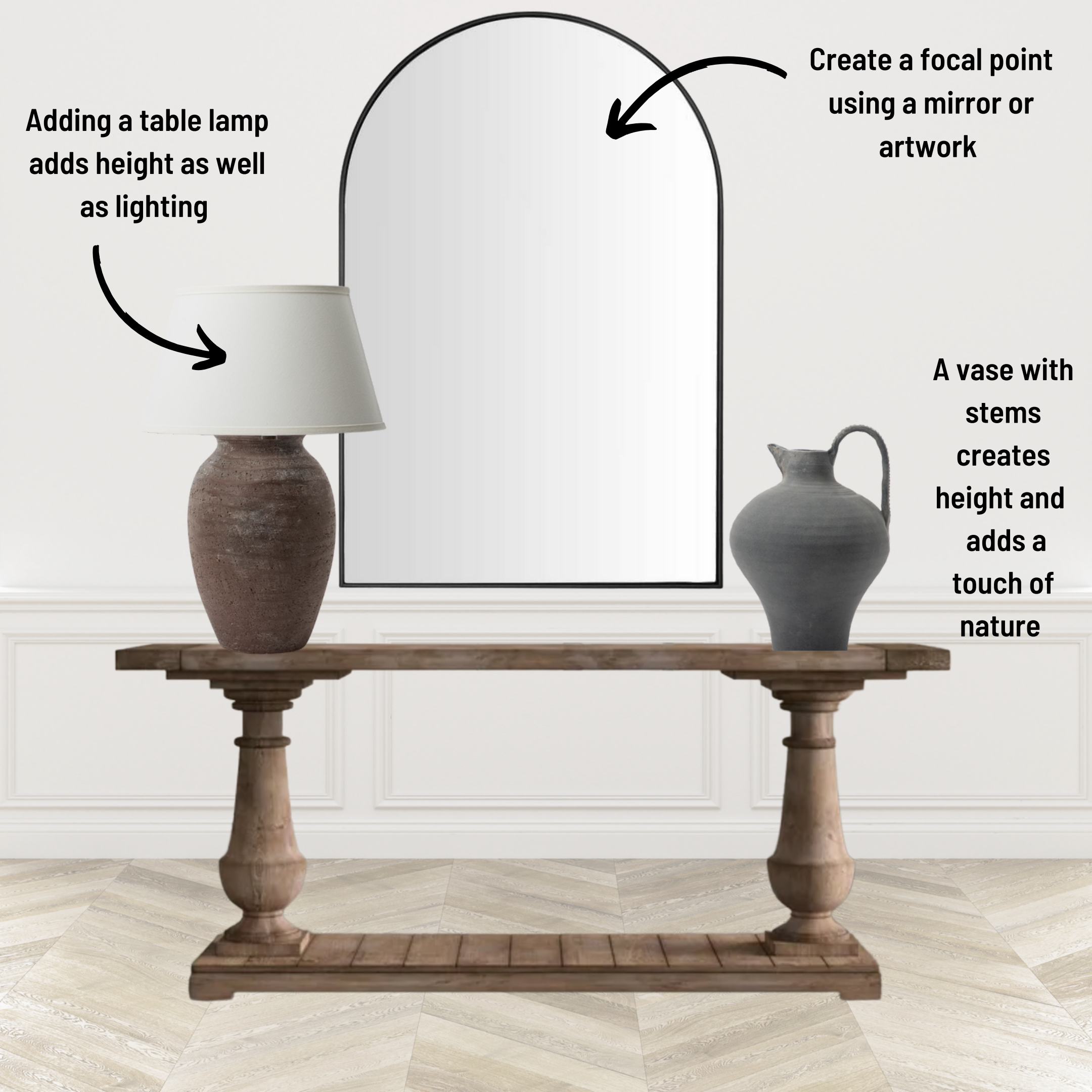
Create a focal point
using a mirror or
artwork



**Adding a table lamp
adds height as well
as lighting**

**Create a focal point
using a mirror or
artwork**

**A vase with
stems
creates
height and
adds a
touch of
nature**



**Adding a table lamp
adds height as well
as lighting**

**Create a focal point
using a mirror or
artwork**

**A vase with
stems
creates
height and
adds a
touch of
nature**



**Adding a table lamp
adds height as well
as lighting**

**Create a focal point
using a mirror or
artwork**

**A vase with
stems
creates
height and
adds a
touch of
nature**

**Place a
decorative
bowl for keys**



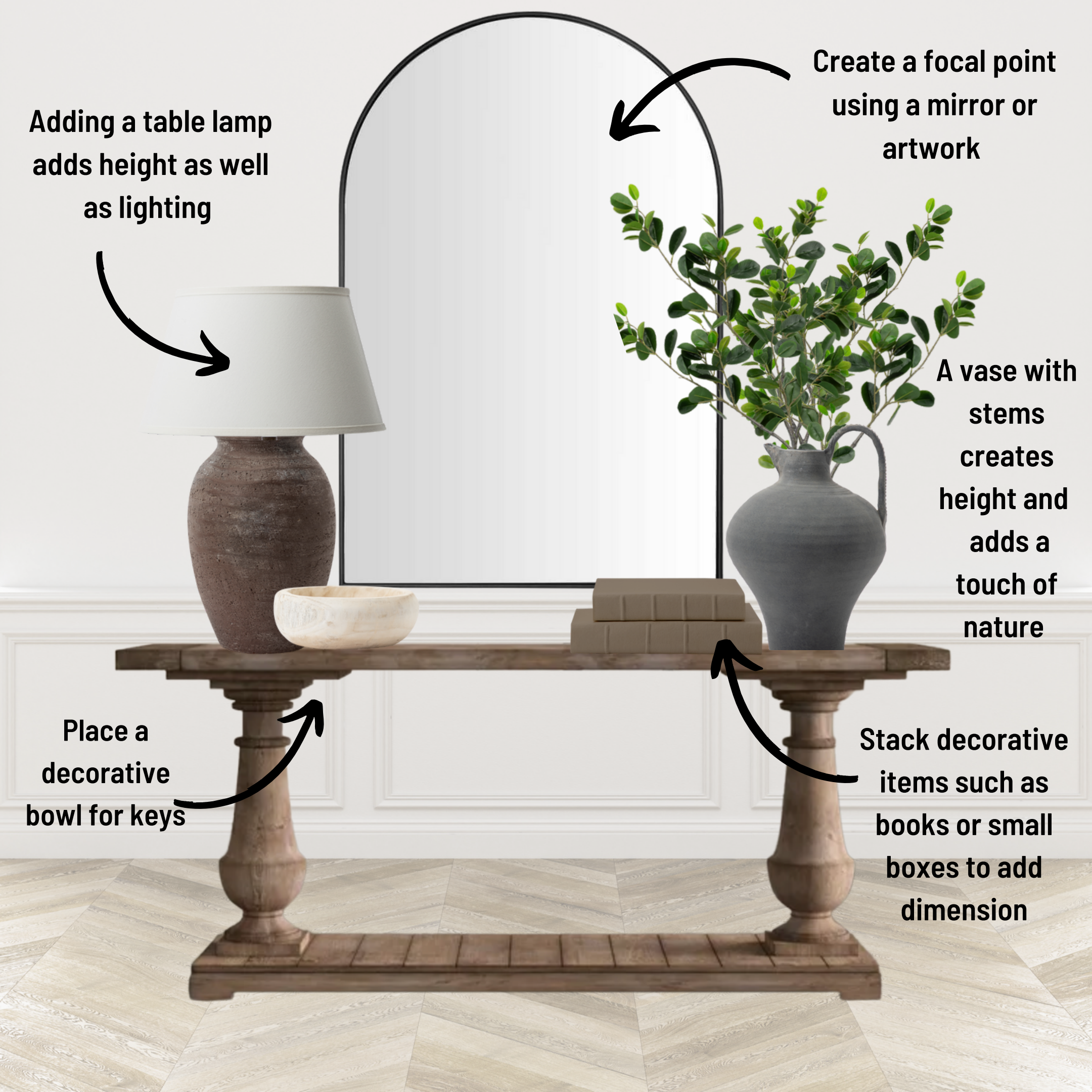
**Adding a table lamp
adds height as well
as lighting**

**Create a focal point
using a mirror or
artwork**

**A vase with
stems
creates
height and
adds a
touch of
nature**

**Place a
decorative
bowl for keys**

**Stack decorative
items such as
books or small
boxes to add
dimension**



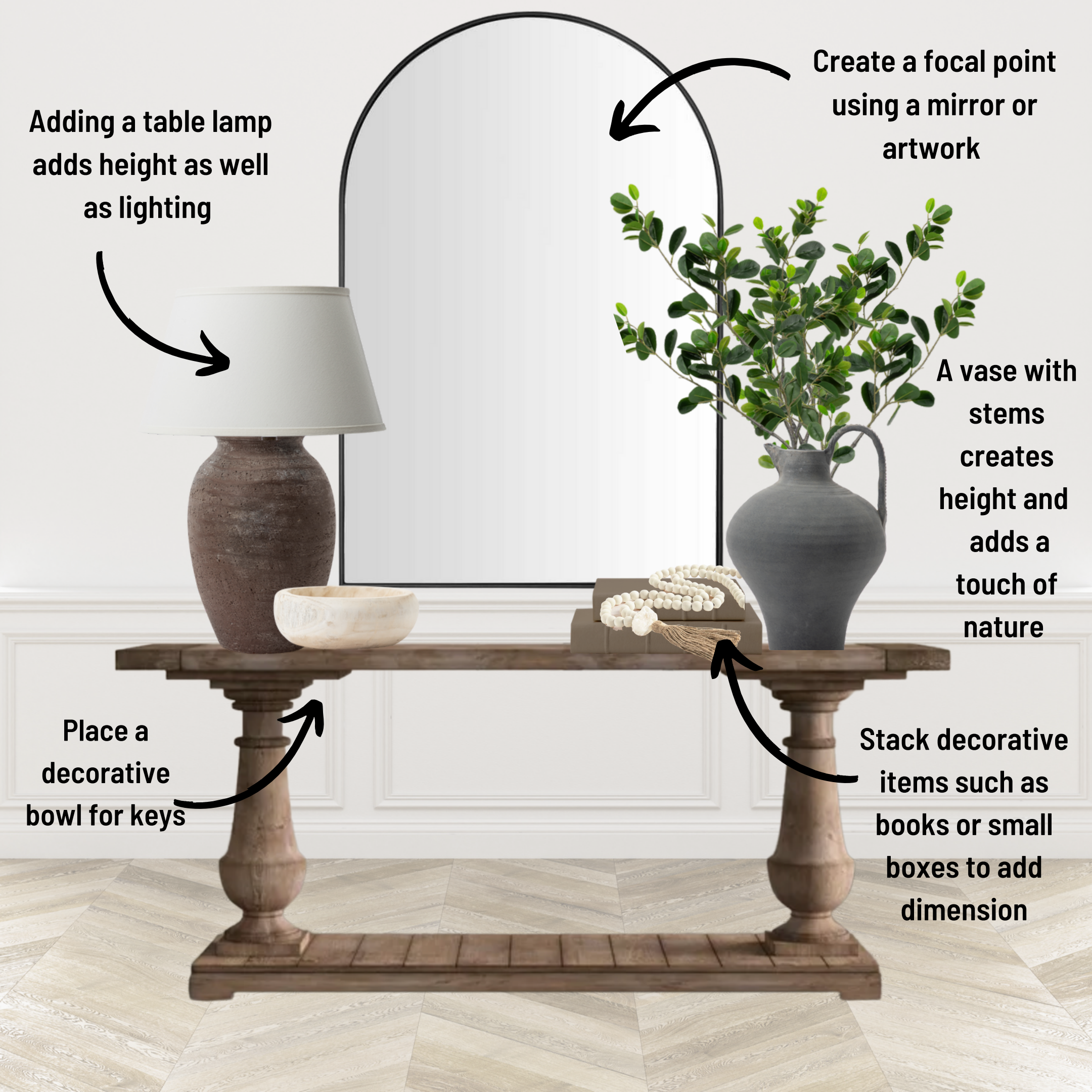
**Adding a table lamp
adds height as well
as lighting**

**Create a focal point
using a mirror or
artwork**

**A vase with
stems
creates
height and
adds a
touch of
nature**

**Place a
decorative
bowl for keys**

**Stack decorative
items such as
books or small
boxes to add
dimension**



**Adding a table lamp
adds height as well
as lighting**

**Create a focal point
using a mirror or
artwork**

**A vase with
stems
creates
height and
adds a
touch of
nature**

**Place a
decorative
bowl for keys**

**Stack decorative
items such as
books or small
boxes to add
dimension**

Baskets ground the space while also adding texture & storage



**Adding a table lamp
adds height as well
as lighting**

**Create a focal point
using a mirror or
artwork**

**A vase with
stems
creates
height and
adds a
touch of
nature**

**Place a
decorative
bowl for keys**


**Stack decorative
items such as
books or small
boxes to add
dimension**

**Baskets ground the space while also adding texture & storage
Drape a cozy blanket over the basket to add softness**





CONSOLE TABLE DECOR ITEMS



HOW TO STYLE A CONSOLE TABLE

