



The FargoRate Player and Scoring Apps

Getting the apps:

1. Your LO/LM confirms that you already have a **"Profile"** in LMS. If yes, then skip to step 3
2. If not, then your LO/LM creates a **"Profile"** in LMS and waits a day for that data to sync from the LMS database to the FargoRate database
3. Once your profile is available in the FargoRate database, you go to your app store and search for the **"FargoRate Player App"** and install it on your device
4. Open the Player App and swipe left until you get to the **"lets get started"** page
5. Search for your name (**profile**) using just the first few of letters of your first and last name and select it. We do this to ensure we find any shortened names or miss spellings. If you are unable to find your **"profile"**, stop and go back to step #1.
6. Once you find your name and select it, the system will ask you for an email address and password to establish your **"Account"** which will then be correctly linked to your **"Profile"**.
7. Once you have logged into player app you will be asked to purchase a subscription for the premium features. These premium features are included with your CSI membership. Please ignore these prompts as the free app has all the required features you need to get started. The premium features will become available once you have played a couple of weeks in the LMS system, we have received and processed your membership fees and you have been marked as "sanctioned" in the LMS sanctioning report. You can then email support@fargorate.com to request the premium features. Here is a link to an article on our website that explains how the [FargoRate Player app](#) works.
8. In the player app, click on the main menu in the top left corner of the screen (3 horizontal bars) and choose the **"Player Card"** option at the top of the list and make note of your CSI membership number at the bottom of the page as you will need it in the next step.
9. Once the player app is installed and working properly, you would go back to your play store and search for the **"BCAPL Scoring App"** or the **"USAPL Scoring App"** and install it on your device. Use your CSI membership number and the password you established in the **"player app"** and finish logging into the **"scoring app"**. In the BCAPL scoring app only, you can use your email address in place of your CSI membership number to log in. Here is a link to an article on our website that explains how the [BCAPL Scoring app](#) works.

Common Issues:

1. **I already have the “player app” and can’t remember my password to log into the “scoring app”;** Use the password reset tool in the “**player app**” to reset your password and log back into the “**player app**”. Then go back to step #8 above and proceed
2. **I no longer have the email address that I provided when I signed up for my “account” or I did not receive the password reset email;** Send an email support@fargorate.com to have your email address updated to your current email address. You will then be able to use the password reset in the “**player app**” to reset your password and log back into the “**player app**”. Then go back to step #8 above and proceed
3. **I am in the “Player App” but it says I have the wrong robustness;** Then, you may have multiple “**profiles**” for a variety of reasons or be connected to the wrong “**profile**”. You will then need to email support@fargorate.com to have your “**profiles**” merged or changed so your “**account**” is connected to the correct “**profile**”.
4. **I am in the scoring app but do not see any of my scoresheets;** First, you need to be on a team in that division to see the scoresheets. Your League Operator or Manager will be able to confirm they have entered you on a team. Or, you may have multiple “**profiles**” for a variety of reasons or if you downloaded the scoring app first and tried to sign in, you may have created a new “**profile**”. In both cases you will then need to email support@fargorate.com to have your “**profiles**” merged so you are the same “**profile**” in LMS and the “**scoring app**”.

Best Practice for the scoring apps:

One of the most unique features of the FargoRate scoring apps is that they do not need cellular data or Wi-Fi to be able to score a match. You can download the scoresheet when you have service, go to the venue, and score the match, and then upload the results once you have service again.

The one time when this can cause an issue is where players either intentionally or accidentally download the scorecard to their app in advance of the match. This will result in the player’s ratings being out of date and can result in the app having a different team roster than is in LMS. In turn, this can result in different handicap results between apps or between the app and LMS. That or, the submission not being accepted at all by LMS due to a roster mismatch.

This simple solution is to download the scoresheet on the day of the match. Alternatively, you can remove and reload the scoresheet or drag down on it to have the data refreshed before you start scoring. This will ensure the app has the up-to-date player ratings, and team rosters.

FargoRate App

We are excited to announce that FargoRate has released its brand new app which is now available in the Apple App Store and Google Play Store. We are even more excited to announce that BCA Pool League, USA Pool League and CSI members get the advanced mode for free (\$12.99 per year for non-members).

Free mode

Anyone can download the FargoRate app and use the following basic features for free.

- View your rating
- Search for individual players
- Save favorites
- Find fair races, match odds and race charts
- Upcoming events
- Top player lists

Advanced Mode

Advanced mode contains much more, including everything listed in free mode plus...

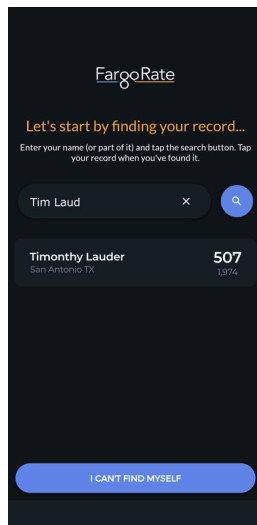
- See your entire FargoRate match history
- Summarized history against particular opponents
- Rating change over time
- Advanced search capability - search by city, state, country, minimum rating, maximum rating, established or unestablished or any combination of criteria.
- League stats & schedule
- CSI digital membership card

Again, enabling the advanced features normally requires an annual subscription (currently \$12.99 per year). However, it is free for all BCA Pool League, USA Pool League and CSI members.

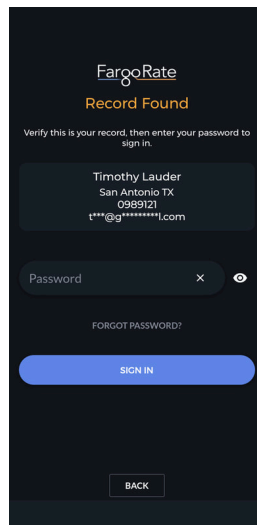
Below is a brief tutorial on how to navigate and use this powerful tool.

Claiming Your Record

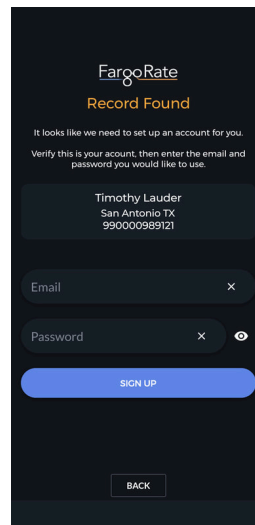
FargoRate has made it easier than ever to claim your record and setup your account.



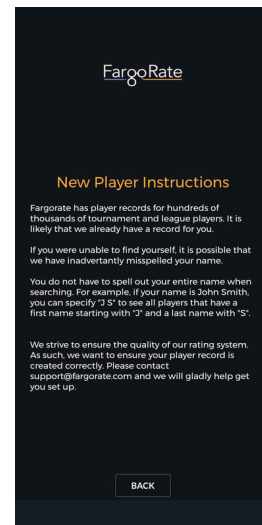
Find your FargoRate record by searching your name in the search field. If your name displays and you're confident that it's you (i.e. the correct name, city & state), select it.



If you already have an app account setup in FargoRate, it will display your record with your truncated email address and ask you to enter your password. If you don't remember your password, click "FORGOT PASSWORD."



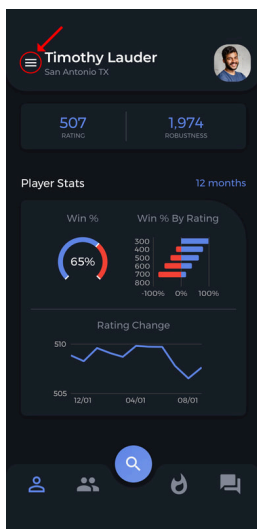
If you have a FargoRate record but your app account is not yet setup, it will display your record with no email address and ask you to enter your email address & password.



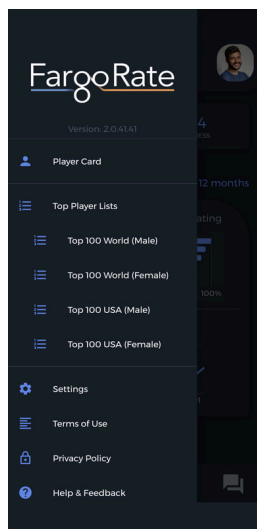
If you can't locate your record, it may be that you don't have a FargoRate record at all. Contact them at support@fargorate.com.

Menu Options

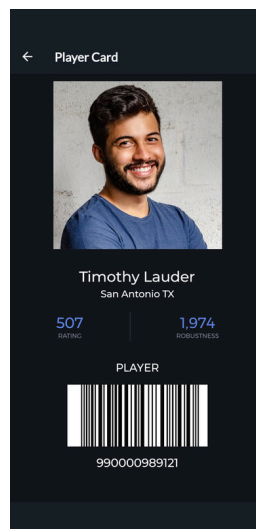
Below is an overview of the menu options.



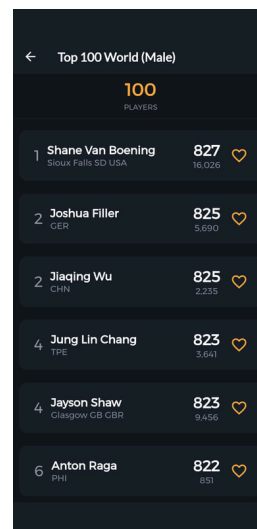
Once you login, you are taken to your personal profile which shows some of your personal rating stats. Click the "menu icon" to reveal more options.



Within the menu, view your membership card, top players lists, settings & more.



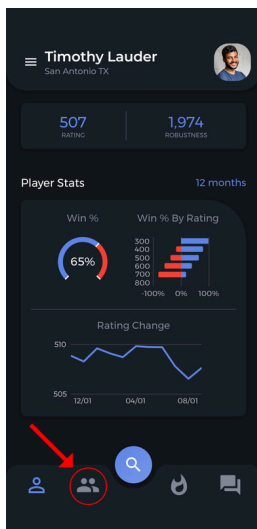
If you select "Player Card," you will see your personal membership card with your membership number. This digital card can be used at CSI events for faster service.



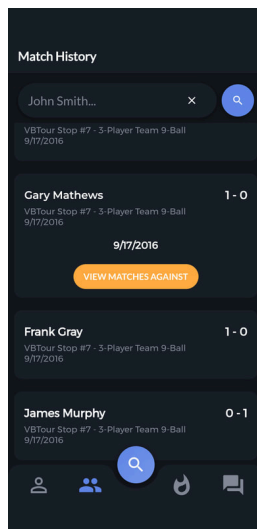
This is an example of one of the Top Player Lists. More lists will be available in the future.

Match History

View your entire FargoRate match history.



There are several options across the bottom. Select the "people icon" to see your complete match history.



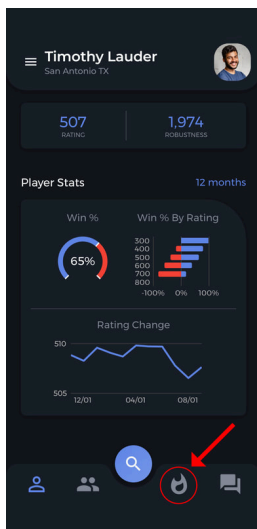
Scroll through your match history or search for particular opponents. Click on an opponent to reveal the "view matches against" button. Click it to see a summary of your matches against that person.



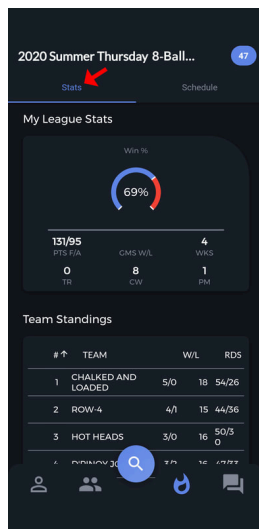
The resulting summary will show some summary stats against that particular person.

League Integration

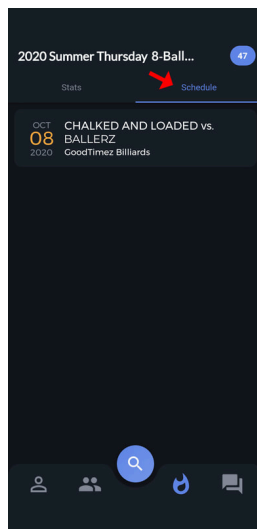
View your league stats and schedule right from the app. This is an integration with the FargoRate League Management System (LMS) which we provide for free to all BCA Pool Leagues & USA Pool Leagues.



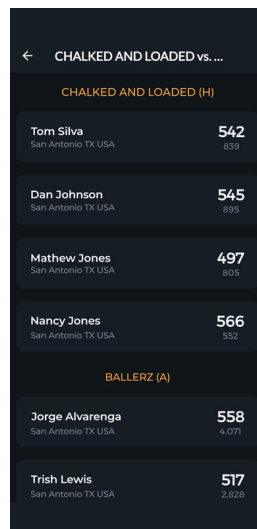
Click the "fire icon" to view your league stats and schedule if your league uses LMS (which we provide for free).



The league stats screen shows a summary of your performance in league, team standings, player standings and more.



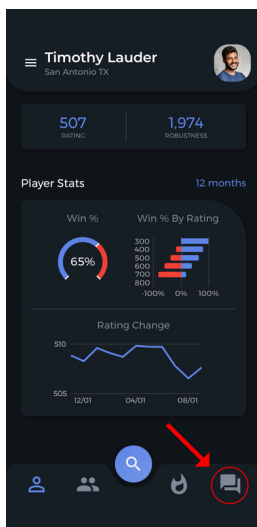
Click "Schedule" to see a list of your team's upcoming league matches. Select a match to get more info on that match.



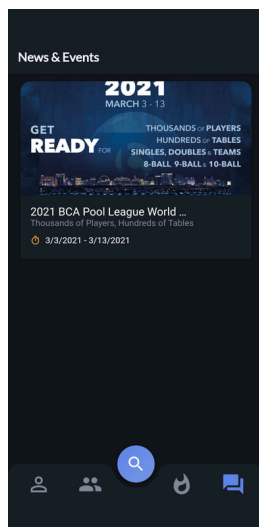
The resulting screen shows both teams with its rosters, player ratings and rating robustness.

Upcoming Events

Stay up to date on upcoming events powered by Fargorate.



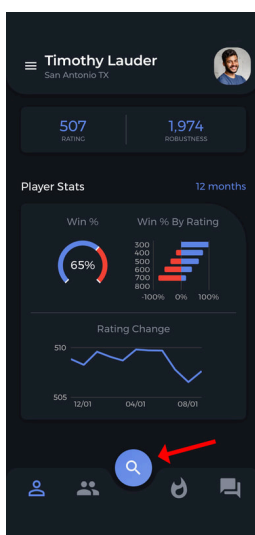
Click the "notes icon" to see a list of upcoming events.



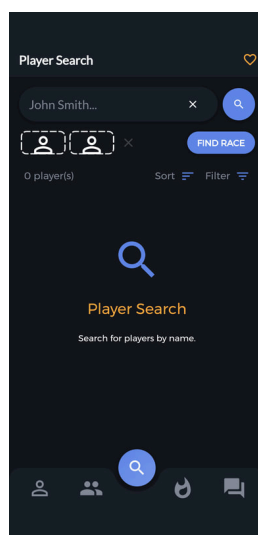
Click on an event to be directed to the official webpage for that event for more info or to register.

Player Search

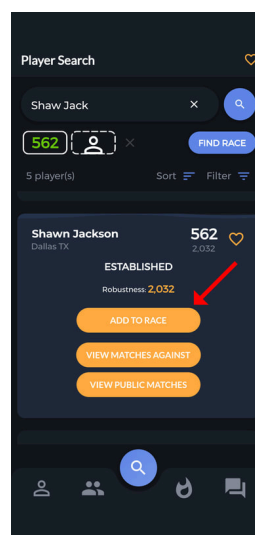
Search for players, access the race calculator and more.



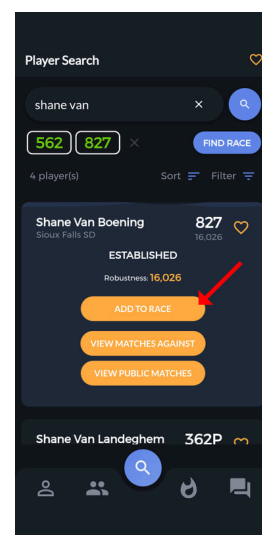
At any time, click the "search icon" to search for players.



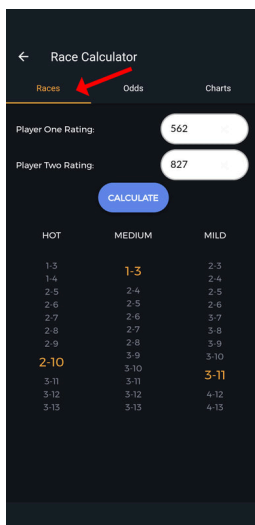
The "Player Search" screen appears.



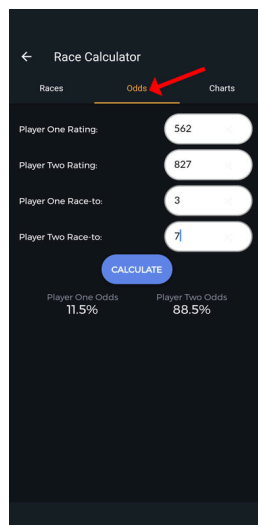
Search for a specific person in the search field. Once the person is found, several option may appear. In this example, we will add the player to a race.



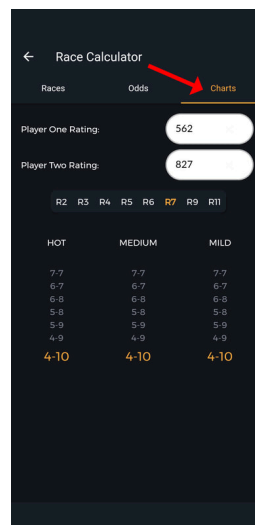
Search for another player and add him or her to the race as well. Both players' ratings are now entered in the rating fields. Click the "Find Race" button.



The "Races" screen displays the set of recommended hot, medium & mild races. Use the two players you searched for earlier or click in the rating fields to type in specific ratings.



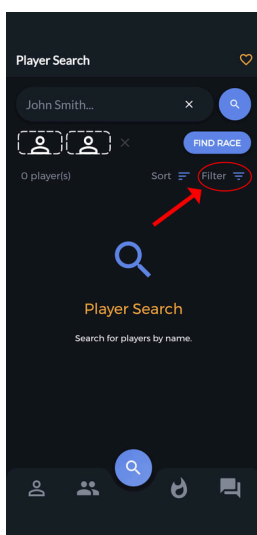
Click on "Odds" to display the Odds screen. This shows the statistic probaby of each player winning given the race for each player.



Click on "Charts" to display the Race Charts screen. Select the desired R chart to see the recommended races (displayed in orange) if handicapping is used.

Advanced Search & Filtering

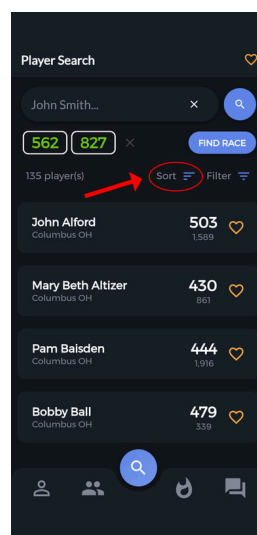
This is where searching gets serious. Want a list of the top players in your city? Want a list of everyone in your state under a certain rating? No problem.



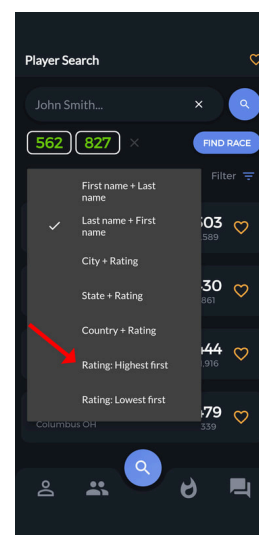
Click the "Filter" menu to perform an advanced search.



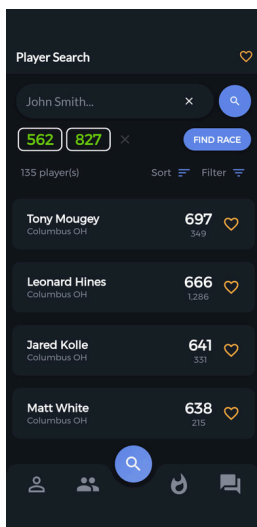
Here you can search in many different ways. In this example, we are searching for all established players rated 350-720 in Columbus, Ohio.



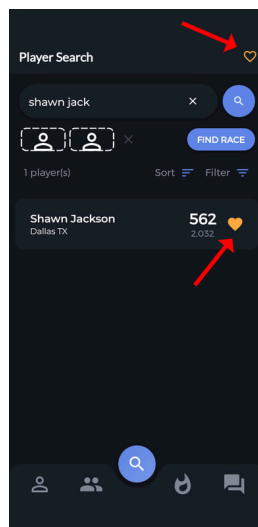
The resulting list display alphabetically by last name. Click the "Sort" menu to change how the list is displayed.



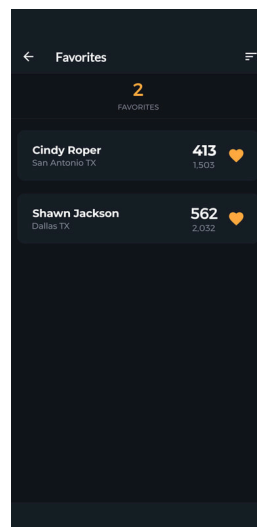
In the "Sort" menu, we select "Rating: Highest first" as an example.



Here is our sorted list of all established players in Columbus, Ohio rated 350-720 sorted by rating.




At any time, click the "heart icon" of a player to save him or her to your favorites list. To see your favorite players, click the "heart icon" at the top of the screen.



Your favorite players are displayed. Click the "heart icon" again to remove a person from your favorites.

BCA Pool League Scoring App



One of the great benefits of the BCA Pool League is free mobile scoring.

The BCA Pool League Scoring App is available for free to all BCA Pool Leagues that use the FargoRate League Management System (LMS), **the only league management system in the world with FargoRate built in.** There is no need for complicated score sheets, paper, pencils or a math degree. Players can simply log in to the BCA Pool League Scoring App, score the match and submit.

Below is an overview of how to properly use the BCA Pool League scoring app.

Connect Your FargoRate Profile First!

In order to use the BCA Pool League scoring app, you must be on an active BCA Pool League team and have matches scheduled. Your login will be the same as your login for the FargoRate app.


If you do not have a FargoRate app account:


1. Confirm with your League Operator that your correct profile has been added to a team in the FargoRate League Management System (LMS). Sometimes, duplicate profiles get created that are not tied to your BCA Pool League membership. If your League Operator adds one of these duplicate profiles, it may result in login and rating errors.
2. After your League Operator adds you to a team in LMS, wait at least 24 hours for the data to sync from LMS to the rest of the FargoRate ecosystem.
3. Visit the Google Play Store or the Apple App Store and search "FargoRate Player App," and install it on your device.
4. Open the app and swipe left until you see "Let's get started." Search for your name using just the first few letters of your first and last name and select the correct profile. This is done to ensure we find any shortened names or misspellings. If you do not find your name, contact your League Manager and go back to step #1.
5. Once you select your name, the app will ask for your email address and a password to create your app accounts.
6. When you log into the FargoRate app the first time, you may be prompted to purchase a subscription for the premium features. The premium features are included with your BCA Pool League membership so ignore these prompts. They should automatically become available after we receive and process your membership fee from your League Operator. If they do not, email support@fargorate.com. Click [here](#) for a full explanation of the FargoRate app.

If you do have a FargoRate app account:

1. Open the FargoRate app, click the menu icon (3 horizontal lines) in the top left corner and choose "Player Card." Note your BCA Pool League membership number at the bottom of the page. You will need it in the next step.
2. Visit the Google Play Store or the Apple App Store and search "BCAPL Scoring App," and install it on your device.
3. Login using your BCA Pool League membership number and the password you created for the FargoRate app.

Still have an issue? See the "Frequently Asked Questions" section near the bottom of this page.


 The app can be downloaded from the Google Play Store and the Apple App Store by searching "**BCAPL Scoring App**."

 **IMPORTANT:** The wide range of formats and scoring systems used by the hundreds of BCA Pool Leagues around the world make testing every aspect of every format nearly impossible. Therefore, it is highly recommended that everyone keep a paper score sheet as backup for at least the first session of using the BCA Pool League Scoring App.

Logging In

Login

1



Enter your FargoRate credentials. These are the same credentials you use for the FargoRate player app.

Email or Membership #

Password

Forgot password?

Login

Register for an account

LOGGING IN THE FIRST TIME

There are two ways to login the first time.

OPTION 1 - USE THE FARGORATE APP FIRST (BEST OPTION)

You should first download the FargoRate App. It has lots of great features and the premium features are free to BCA Pool League members (\$12.99/year for non-members). Follow the instructions above to download the FargoRate app.

OPTION 2 - USE YOUR MEMBERSHIP NUMBER

You may also create your account directly through the BCA Pool League Scoring App. Click "Register for an account" and provide some basic information, including your BCA Pool League membership number. The email address and password you choose here will then be the login credentials for the FargoRate App as well. This is not the recommended option but it will work.

A note about membership numbers...

Some people have older profiles in FargoRate with a shortened 7-digit membership number stored internally. A few years ago, membership numbers were modified to a new 13-digit format to accommodate the rapid growth of FargoRate and CSI's leagues. To log in to the FargoRate apps, you must use whichever number is stored internally. Although the membership card may show a 13-digit number, FargoRate may actually have the shortened 7-digit version stored internally. If so, that is what must be used to login to the BCA Pool League Scoring App.

What does this mean?

The 13-digit number will work for most people. If it doesn't, omit the first 5 digits and the last digit and try again. For example, if the 13-digit number **9900003078972** does not work, try the shortened 7-digit version of **0307897**.

We understand this may be a little confusing. This is why we recommend creating your account through the FargoRate App first. Also, you only need to login once. After the first login, the app should open without the need to login.

The Match List

Match List		
Summer Test - 10-Pt System		
JUN 08 2021	Straight Shots vs. Shore Shots BCA Pool League Billiards	>
JUN 08 2021	Ball Bangers vs. Behind the 8 BCA Pool League Billiards	>
JUN 08 2021	Miss Cues vs. I Got Lucky BCA Pool League Billiards	>
JUN 15 2021	I Got Lucky vs. Straight Shots BCA Pool League Billiards	>
JUN 15 2021	Shore Shots vs. Ball Bangers BCA Pool League Billiards	>
JUN 15 2021	Behind the 8 vs. Miss Cues BCA Pool League Billiards	>

Once you login, the initial screen will show the list of upcoming matches in your league. If this screen is blank for you, either your league does not use LMS or you are not yet on any of the league's team rosters in LMS.

Click the match that you'd like to score. You can score your own team's match or you can score a match for two different teams in the league.

Scoring a Game

This example shows a 3-player team league that utilizes the round robin format, 10-point scoring method and FargoRate set at 100% for handicapping.

Score Match

ROUND 1

	GMS	RDS	PTS
Miss Cues	0	0.0	9.0
I Got Lucky	0	0.0	0.0

Game 1

Miss Cues

Cindy Johnson (517)

0

Howard Smith (679)

I Got Lucky

MISSING: A green pool ball icon is positioned between the two score boxes.

Game 2

MISSING: A 'RUNNING TOTAL' section is present but its content is not visible in the screenshot.

Start by selecting the players that will play the first game.

To begin scoring the game, click the green number pad icon in the center of the player names.

Score Match

ROUND 1

	GMS	RDS	PTS
Miss Cues	0	0.0	9.0
I Got Lucky	0	0.0	0.0

Game 1

Score Game

Miss Cues: 0

I Got Lucky: 0

WIN BR TR WB WZ

- +

RESET DONE

The "Score Game" screen appears. Whichever score box is highlighted (thicker border) is the score that you are editing. In this example, the score for the player on team Miss Cues is in the edit mode. If you want to edit the other player's score, click that team's score box.

There are several options for scoring and each game can be won in a number of "special" ways. If the player for team Miss Cues won the game, you can simply click the WIN button. If he or she won in a special way, such as a break-and-run, click the BR button. The buttons are as follows:

WIN - awards the appropriate number of points based on the league's scoring method setting in LMS. In this example, the winning score is 10 points because the league uses a 10-point scoring system.

BR - awards the appropriate number of points based on the league's scoring method and also records it as a break-and-run for league tracking purposes.

TR - awards the appropriate number of points based on the league's scoring method and also records it as a table-run for league tracking purposes. A table-run is when the non-breaking player wins the game at his or her first turn at the table.

WB - awards the appropriate number of points based on the league's scoring method and also records it as a win-on-the-break for league tracking purposes. This is when a player wins the game off of the break (ex. 9-ball on the break).

WZ - awards the appropriate number of points based on the league's scoring method and also records it as a win-zip for league tracking purposes. A win-zip is when the winning player won leaving their opponent with a score of zero.

(-) - reduces the score by one (1) for each click.

(+) - increases the score by one (1) for each click.

RESET - resets the game scores for both players.

DONE - completes the scoring for the game and closes the "Score Game" screen.

NOTE: Due to the wide range of formats played by BCA Pool Leagues, the scoring app is built for maximum flexibility. Therefore, no error checking is included for game scores. For example, if your league uses a 10-point system, the app will allow you to enter a score other than 10 for a win. This is intentional.

Score Match

ROUND 1

	GMS	RDS	PTS
Miss Cues	1	0.0	19.0
I Got Lucky	0	0.0	6.0

Game 1

Score Game

Miss Cues: 10

I Got Lucky: 6

WIN BR TR WB WZ

− +

RESET DONE

In this example, we clicked the **WIN** button for team Miss Cues. We then clicked the score box for team I Got Lucky and then clicked the (+) button six times. This indicates a game score of 10 to 6.

Once we are confident that the score is correct, we click the **DONE** button.

Score Match

ROUND 1

	GMS	RDS	PTS
Miss Cues	1	0.0	19.0
I Got Lucky	0	0.0	6.0

Game 1

+ Miss Cues

Cindy Johnson (517)

10 6

Howard Smith (679)

I Got Lucky +

▼ RUNNING TOTAL ▼

Miss Cues 10.0

I Got Lucky 6.0

Game 2

This takes us back to the ROUND 1 view and we see the entered game score of 10 to 6 in favor of team Miss Cues.

We now scroll down to score the second game of Round 1.

Score Match

▼ RUNNING TOTAL ▼

Miss Cues 10.0 I Got Lucky 6.0

Game 2

+ Miss Cues

Danielle Roberts (452)

0 WZ

Jason Kane (645)

I Got Lucky +

▼ RUNNING TOTAL ▼

Miss Cues 10.0 I Got Lucky 16.0

Game 3

+ Miss Cues

We repeated the game scoring steps as explained above to enter the score of the second game of Round 1. Here, Jason Kane won the game 10 to 0 and it was correctly recorded as a win-zip (WZ).

We now scroll down to score the third game of Round 1.

Score Match

I Got Lucky +

▼ RUNNING TOTAL ▼

Miss Cues 10.0 I Got Lucky 16.0

Game 3

+ Miss Cues

Rebecca Wagner (619)

10 5

Christopher Clark (406)

I Got Lucky +

▼ ROUND TOTAL ▼

	SCORE	HCP	NET
Miss Cues	20	3.0	23.0
I Got Lucky	21	0.0	21.0

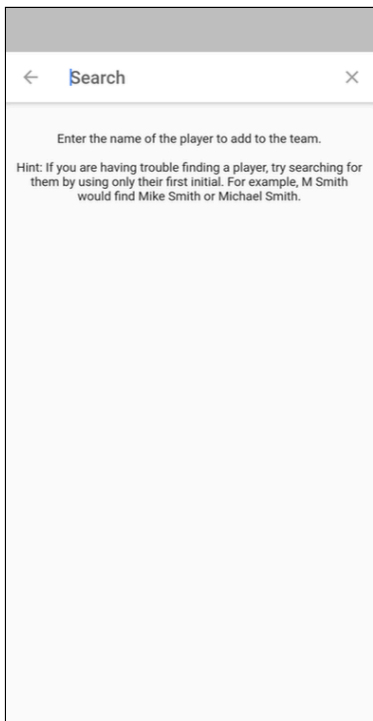
We repeated the game scoring steps to enter the score of the third game of Round 1. Here, Rebecca Wagner won the game 10 to 5.

Round 1 is now complete. The Round 1 actual score, handicap points and total score are displayed at the bottom of the screen. The running total of the match score will be displayed near the top of every screen. You will notice that the handicap points have already been calculated based on the actual match-ups that have occurred in the round. **There is no need to visit the online handicap calculator to determine handicap points.**

To begin scoring Round 2, scroll to the top and click the arrow to the right of Round 1. This will take you to the Round 2 screen.

The player rotation will already be set for Round 2 based on the specific score sheet configuration of your league in LMS. Therefore, there is no need to select the players unless there is a substitute situation or different players than were in Round 1.

Adding a Player



If at any point in the match you need to add a player to your team, click the (+) button next to the team name and the "Add Player" screen will appear. Search for the player and if you are confident that you found the right person, click the name to add him or her to the team roster.

If you fail to find the person in the search, either you have searched using the wrong spelling or the person is not in the FargoRate or BCA Pool League database. In this situation, the League Operator must add the player to your team through LMS first.

WARNING. Do not add a player to your team unless you are absolutely sure it is the correct person. Adding the wrong person can create issues for your team and League Operator.

Match Handoff



It's common for more than one person to keep score. For example, you may be scoring the first game or round on your phone but you may have to play in the second game or round. You can "handoff" score keeping duties to someone else in the league with the Handoff feature.

To handoff score keeping, click the arrow icon in the upper right corner of the screen. This generates a handoff code. When your teammate selects the match using his or her mobile device, it will ask for this code. He or she can then pick up where you left off.

Submit Match

Score Match

ROUND 1

SUBMIT MATCH

	GMS	RDS	PTS
Miss Cues	4	1.0	60.0
I Got Lucky	5	3.0	73.0

Game 1

Miss Cues

Cindy Johnson (517)

10

I Got Lucky

Howard Smith (679)

Running Total

Miss Cues	I Got Lucky
10.0	6.0

Once all games and rounds are scored, the overall score should be reviewed by both teams. To submit the score sheet, click the **SUBMIT MATCH** button. Both teams are encouraged to score the match and compare score sheets at the conclusion of the match for accuracy. Both teams may submit the scores.

The League Operator will see the match results in LMS and your league data will be automatically reported to FargoRate. If any part of a score sheet is incorrect, the League Operator can correct it in LMS.

Frequently Asked Questions

1. **I already have the FargoRate App and can't remember my password to log into the BCA Pool League scoring app.** Use the password reset link in the FargoRate App to reset your password. Use your new password for the BCA Pool League scoring app.
2. **I no longer have the email address I used when I created my FargoRate account or I did not receive the password reset email.** Email support@fargorate.com to have your email address updated.
3. **I'm in the FargoRate App but it indicates the wrong robustness and/or rating.** You may have multiple profiles. Email support@fargorate.com.
4. **I'm in the BCA Pool League scoring app but do not see any of my upcoming matches.** You need to be on a team to see upcoming matches. Your League Operator may not have added you to a team or you may have a duplicate profile. If your League Operator is unable to help, email support@fargorate.com.
5. **I'm in the BCA Pool League scoring app but the player ratings do not match the FargoRate app.** A great feature of the BCA Pool League scoring app is that it does not need cellular data or Wi-Fi to score a match. You can download a scoresheet when you have service, score the match without service, and submit the results once you have service. However, because ratings are updated every day, downloading the scoresheet too far in advance can cause the scoresheet to contain ratings from a previous day. The best practice is to only download a scoresheet on the day of the match. However, if you have cell or wifi service and want the most current ratings, reload the scoresheet by dragging down on the page to refresh the data.

USA Pool League Scoring App

One of the great benefits of the USA Pool League is free mobile scoring. There is no need for complicated score sheets, paper, pencils or a math degree. Simply login to the USA Pool League Scoring App, score the match, and submit it to your League Manager.

Connect Your FargoRate Profile First!

In order to use the USA Pool League scoring app, you must be on an active USA Pool League team and have matches scheduled. Your login will be the same as your login for the FargoRate app.

If you do not have a FargoRate app account:

1. Confirm with your League Manager that your correct profile has been added to a team in the FargoRate League Management System (LMS). Sometimes, duplicate profiles get created that are not tied to your USA Pool League membership. If your League Manager adds one of these duplicate profiles, it may result in login and rating errors.
2. After your League Manager adds you to a team in LMS, wait at least 24 hours for the data to sync from LMS to the rest of the FargoRate ecosystem.
3. Visit the Google Play Store or the Apple App Store and search "FargoRate Player App," and install it on your device.
4. Open the app and swipe left until you see "Let's get started." Search for your name using just the first few letters of your first and last name and select the correct profile. This is done to ensure we find any shortened names or misspellings. If you do not find your name, contact your League Manager and go back to step #1.
5. Once you select your name, the app will ask for your email address and a password to create your app accounts.
6. When you log into the FargoRate app the first time, you may be prompted to purchase a subscription for the premium features. The premium features are included with your USA Pool League membership so ignore these prompts. They should automatically become available after you have four weeks scored in LMS. If they do not, email support@fargorate.com. Click [here](#) for a full explanation of the FargoRate app.

If you do have a FargoRate app account:

1. Open the FargoRate app, click the menu icon (3 horizontal lines) in the top left corner and choose "Player Card." Note your USA Pool League membership number at the bottom of the page. You will need it in the next step.
2. Visit the Google Play Store or the Apple App Store and search "USAPL Scoring App," and install it on your device.
3. Login using your USA Pool League membership number and the password you created for the FargoRate app.

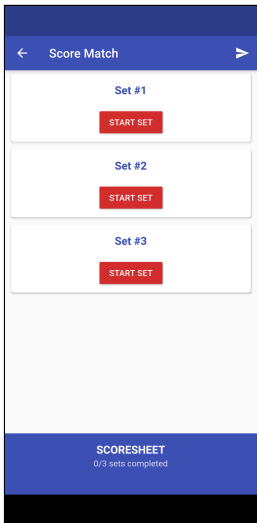
Still have an issue? See the "Frequently Asked Questions" section near the bottom of this page.

 The app can be downloaded from the Google Play Store and the Apple App Store by searching "USAPL."

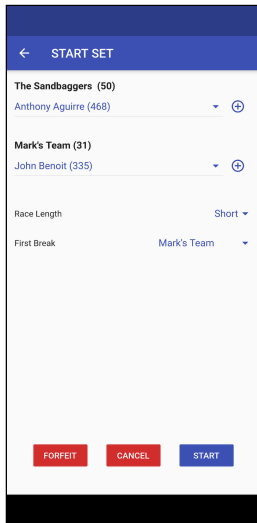
Scoring a Set

Below is an overview of how to score a match with the app and submit it to your League Manager. Note that the results may not appear until your League Manager verifies and submits them to FargoRate.

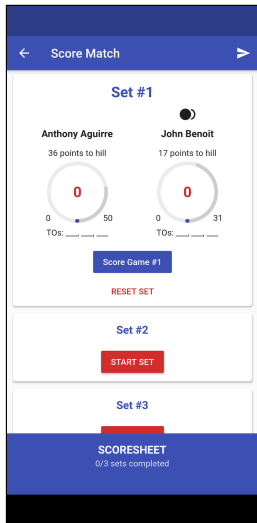
A USA Pool League team match consists of a number of sets in which one player plays one other player from the opposing team. Each player races to his or her race-to number as determined by their Fargo ratings.



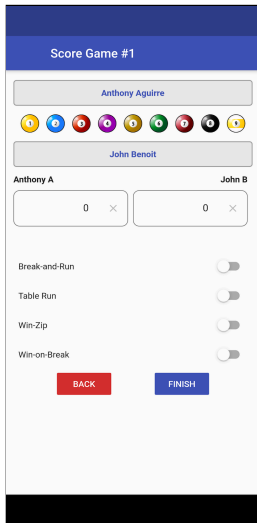
After selecting your team's match, you will see the number of sets scheduled for that match. This example is for 3-player teams (i.e. 3 sets). Select "START SET" to begin scoring.



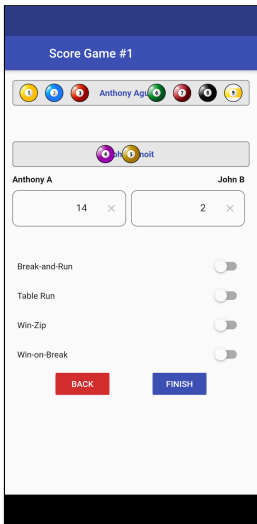
Select the players for the set, the race length and which team gets the first break. New players, those not already on your team's roster, can be added by clicking the + icon. Click the "START" button after selecting the players.



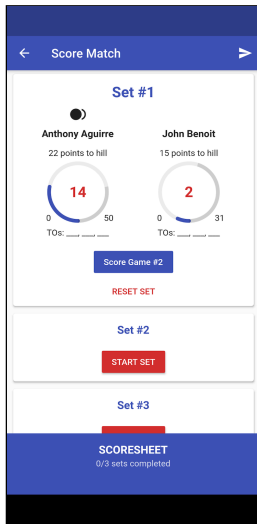
The set is displayed with each players' race-to number. In this example, Anthony is racing to 50 points while John is racing to 31 points. Click "Score Game #1" to score the first game (rack).



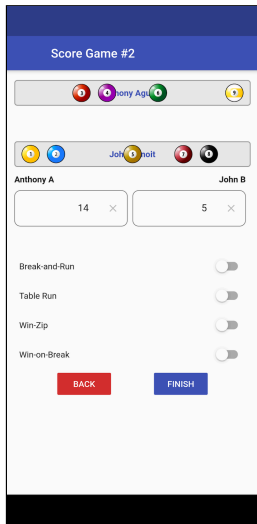
This example is scoring 9-ball. The balls that each player pockets for 9-ball & 10-ball must be tracked. Simply flick each ball up or down to indicate which player pocketed each ball.



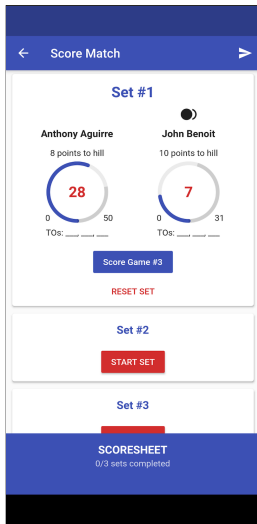
Anthony won the game (14 points) with John pocketing two balls (2 points). There are also options to track whether the win was a break-and-run, table run, win-zip or win-on-break. Click "FINISH" to record that game.



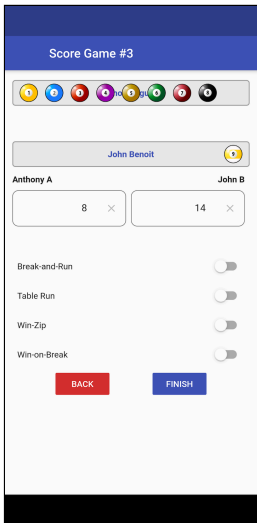
The set screen now displays the current score and how many points each player needs to get "on the hill" (i.e. within 14 points of winning the match). Click "Score Game #2" to begin scoring the next game.



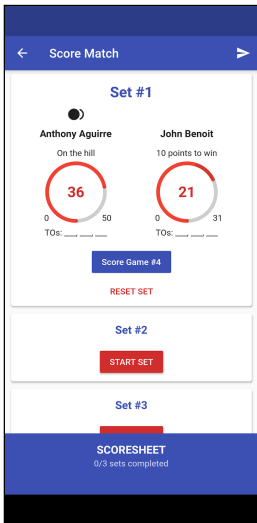
Anthony won game #2 by a score of 14-5. Click "FINISH" to record that game and view the set screen.



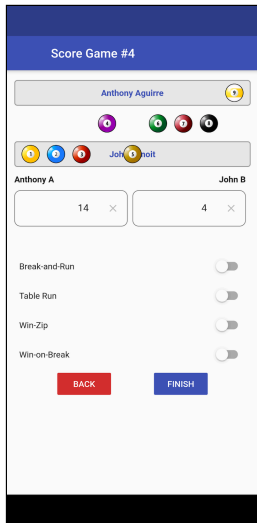
The score is now 28-7 in favor of Anthony after two games. Click "Score Game #3" to begin scoring the next game.



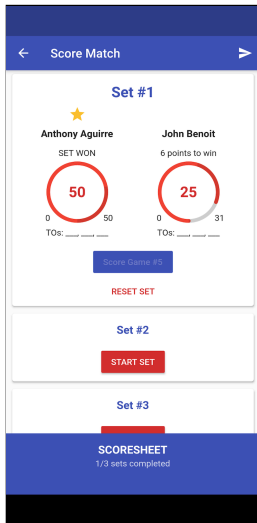
Although Anthony made eight balls, John won game #3 by legally pocketing the 9-ball. Therefore, John gets 14 points for the win and Anthony gets 8 points for the eight balls he pocketed.



The set screen now shows the score to be 36-21 in favor of Anthony. It also shows that both players are within 14 points of their race-to numbers (indicated in red). Therefore, the winner of the next game, wins the set regardless of who reaches their race-to number first.



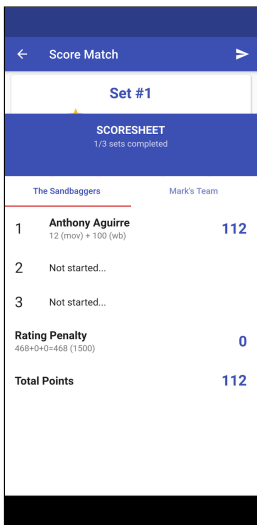
Anthony won the game 14-4 by pocketing the 9-ball early. Note that balls not pocketed do not get moved to any player.



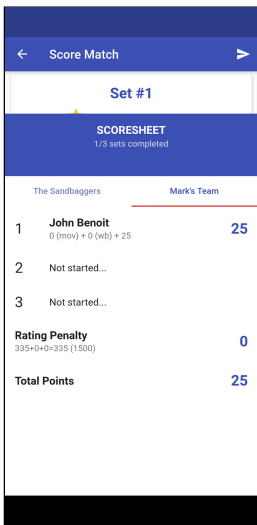
The set screen indicates Anthony as the winner of the set. Now that a set is complete, pull the blue "SCORESHEET" bar up to display the current match score.

Team Scoresheet View

Once a set has been scored, you can view the overall team score sheet by dragging up the blue bar labeled "SCORESHEET."



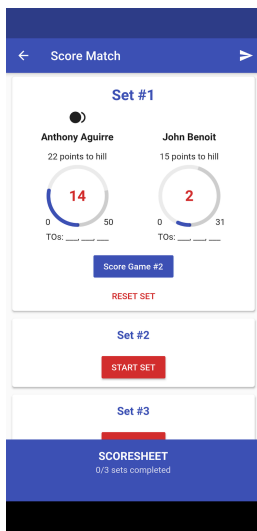
Pulling the score sheet up displays the current overall score of the match. Anthony has earned 112 points for his team (100 points for the win plus 12 margin of victory points).



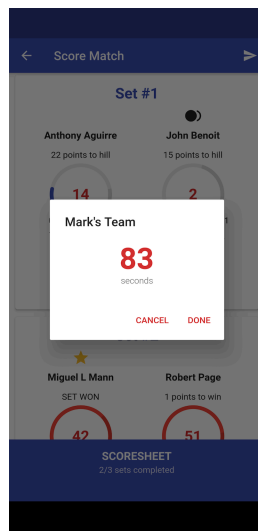
Select the other team to view its overall score. John has earned 25 points for his team because that was his total score after losing his set.

Timeouts

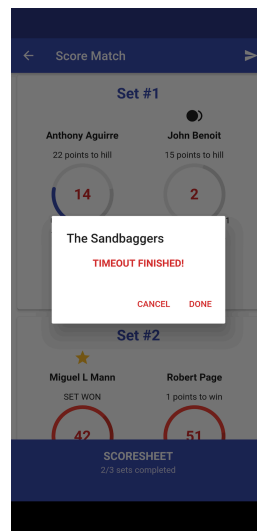
Each player may take up to three timeouts per set. A timeout is a maximum of 90 seconds. The USA Pool League Scoring App makes it easy to manage and track timeouts.



To begin a timeout, click "TOs" under the name of the player who is taking the timeout.



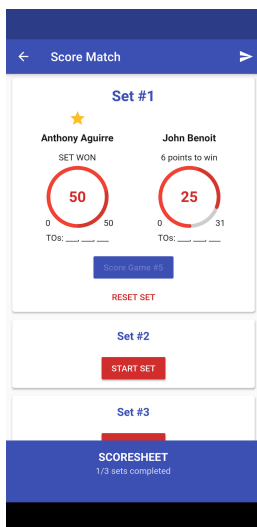
A 90-second timer will begin.



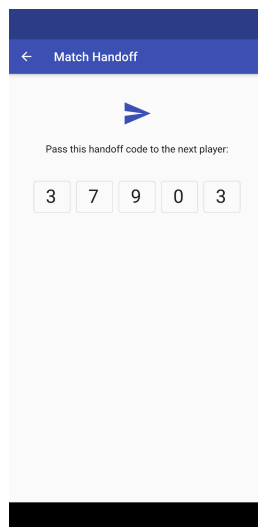
The window will indicate when the 90-second timeout expires.

Handoff Feature

It's common for more than one person to keep score. For example, you may be scoring the first set on your phone but you may have to play in the second set. You can handoff score keeping duties to a teammate with the Handoff feature.



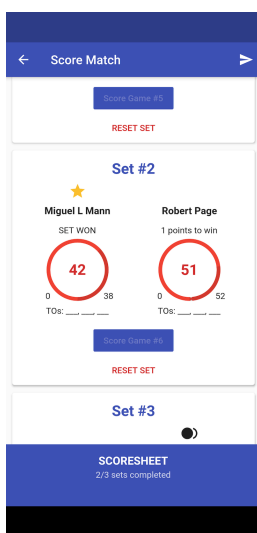
To handoff score keeping, click the arrow icon in the upper right corner of the screen.



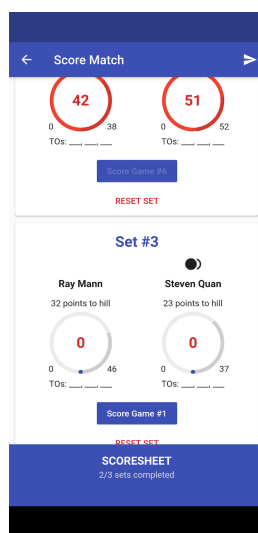
This generates a handoff code. When your teammate selects the match using his or her mobile device, it will ask for this code. He or she can then pick up where you left off.

Win Scenario

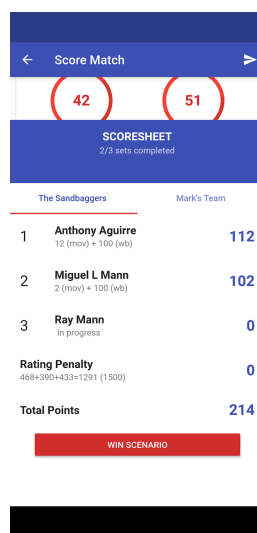
When there is only one set remaining in the match, it is helpful to know what each team needs to do in order to win the match. After setting the final set lineup, the "WIN SCENARIO" feature will do this for you. You can even view the win scenarios for different players to determine your best final set lineup strategy.



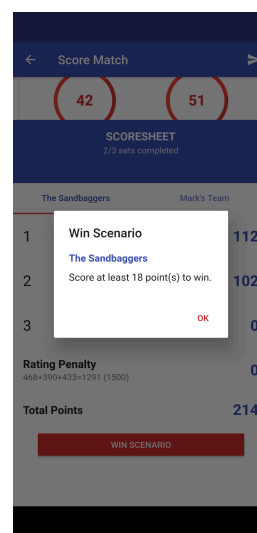
Set #2 was scored in the same manner. Miguel won the set because he won the final game with both players being "on the hill."



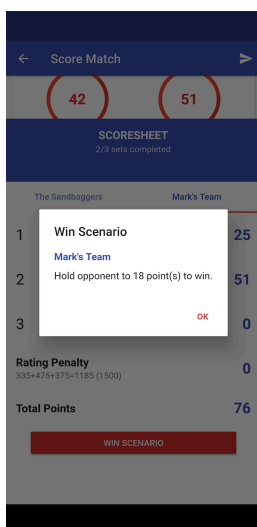
When there is one set remaining, it is helpful to know what your team needs to do to win the match. Set the lineup for the final set and pull the score sheet up.



Click "WIN SCENARIO" to see exactly what each player needs to do in order to win the match for their team.



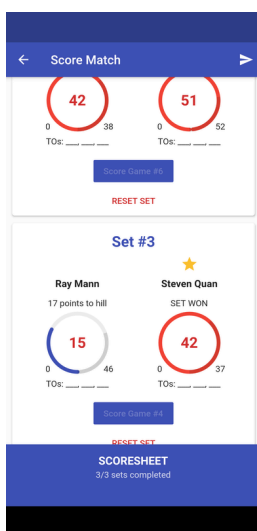
In this example, Ray on team The Sandbaggers, needs to score at least 18 points for his team to win the match.



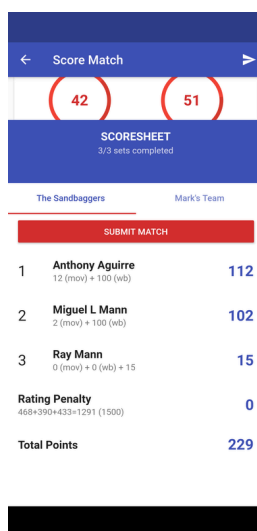
Conversely, the final player on team Mark's Team needs to hold his opponent to 18 points or fewer for his team to win the match.

Final Match Score

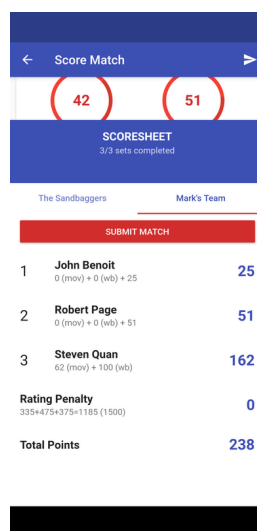
Once all sets are scored, the overall score sheet for both teams can be reviewed. To submit the score sheet to the League Manager, click "SUBMIT MATCH." Both teams are encouraged to score the match and compare score sheets at the conclusion of the match for accuracy. Both teams may submit the match.



In this example, Steven did in fact hold his opponent to fewer than 18 points.



This shows the overall scoresheet for The Sandbaggers.



This shows the overall scoresheet for Mark's Team.

Frequently Asked Questions

1. **I already have the FargoRate App and can't remember my password to log into the USA Pool League scoring app.** Use the password reset link in the FargoRate App to reset your password. Use your new password for the USA Pool League scoring app.
2. **I no longer have the email address I used when I created my FargoRate account or I did not receive the password reset email.** Email support@fargorate.com to have your email address updated.
3. **I'm in the FargoRate App but it indicates the wrong robustness and/or rating.** You may have multiple profiles. Email support@fargorate.com.
4. **I'm in the USA Pool League scoring app but do not see any of my upcoming matches.** You need to be on a team to see upcoming matches. Your League Manager may not have added you to a team or you may have a duplicate profile. If your League Manager is unable to help, email support@fargorate.com.
5. **I'm in the USA Pool League scoring app but the player ratings do not match the FargoRate app.** A great feature of the USA Pool League scoring app is that it does not need cellular data or Wi-Fi to score a match. You can download a scoresheet when you have service, score the match without service, and submit the results once you have service again. However, because ratings are updated every day, downloading the scoresheet too far in advance can cause the scoresheet to contain ratings from a previous day. The best practice is to only download a scoresheet on the day of the match. However, if you have cell or wifi service and want the most current ratings, reload the scoresheet by dragging down on the page to refresh the data.

