




Multi-strategy fund Infodriver Capital LLC

WHO WE ARE

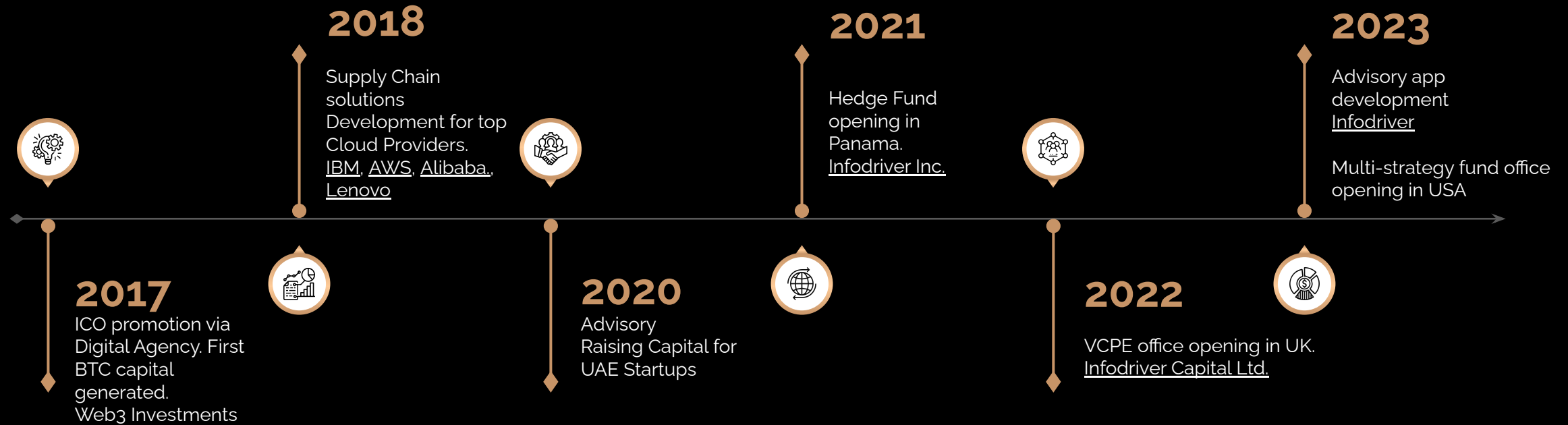


Infodriver Capital The first in-market to provide a fixed-return investment program. Integrating high-yield emerging blockchain technologies with the venture capital and private equity investments in revenue generating companies.

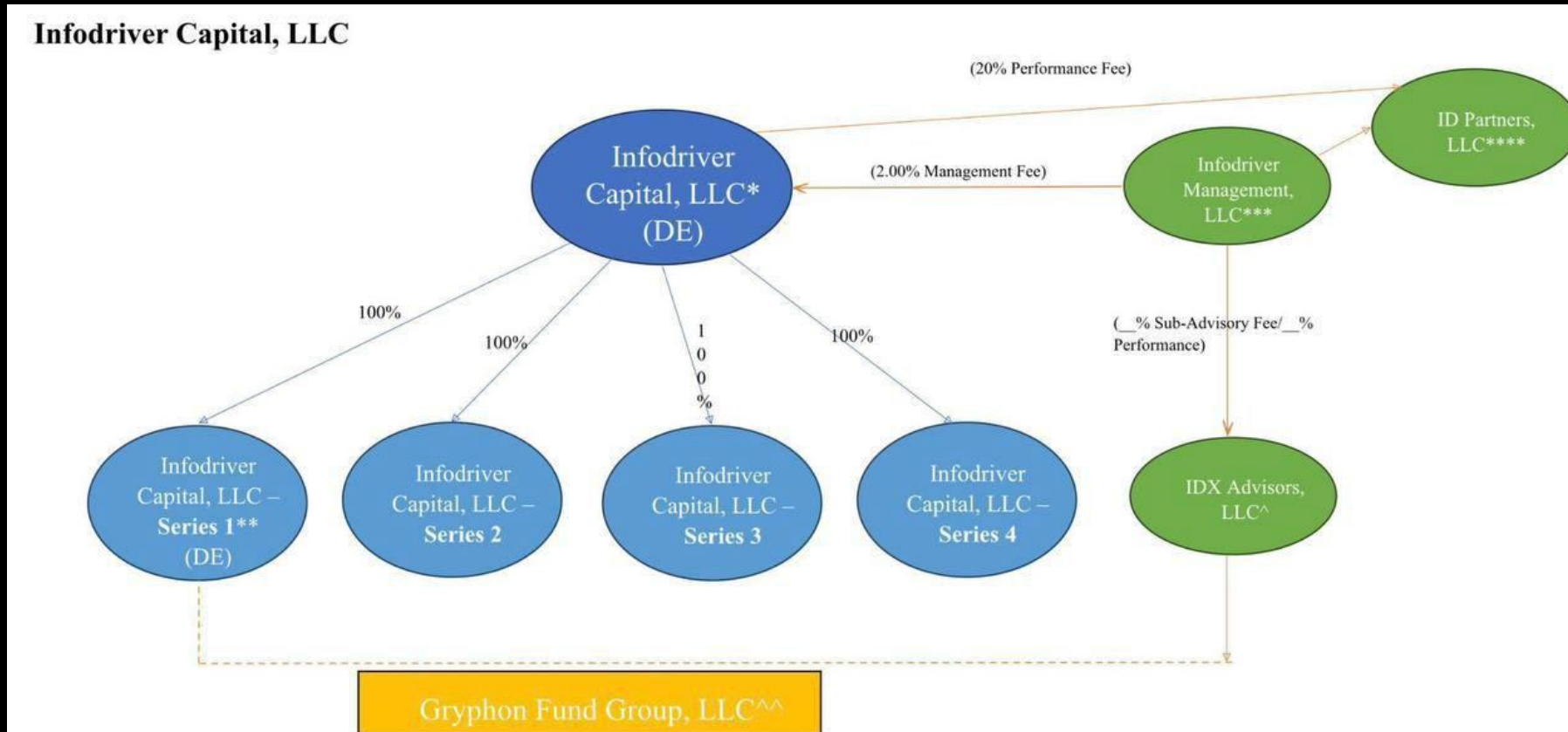
- 01 Preserve Wealth
- 02 Create Passive Income
- 03 Provide Secured Fixed Dividends
- 04 Provide Access to exclusive profit share models



OUR HISTORY



FUND STRUCTURE



* The “Master LLC” or “Parent Company”, initially a single-member LLC. A Delaware LLC formed on 06/01/23 and registered to transact business in Florida on 06/07/23.

** The “Series LLC”, initially a single-member LLC. A Delaware LLC formed on 06/01/23 and registered to transact business in Florida in process. **Series 1** “CME Hedge Fund”, **Series 2** “Venture Capital Private Equity”, **Series 3** “Real Estate” - NOT FORMED YET

*** Manager to Master LLC and each Series (Infodriver Inc. via application)

**** Subsidiary of Manager for purposes of distributing profits to Manager and distribution partners.

^ Investment Adviser to Series 1

^^ Fund Administrator and Accountant to each Series.

DREAM TEAM



Kirill Mishanin
CEO, Founder



Armen Danielian
Venture Partner



Ben McMillan
Portfolio Manager



Ian Scarffe
Strategic Advisor



Gordy Jones
Fund Administrator



Bo Howell
Legal Counsel USA



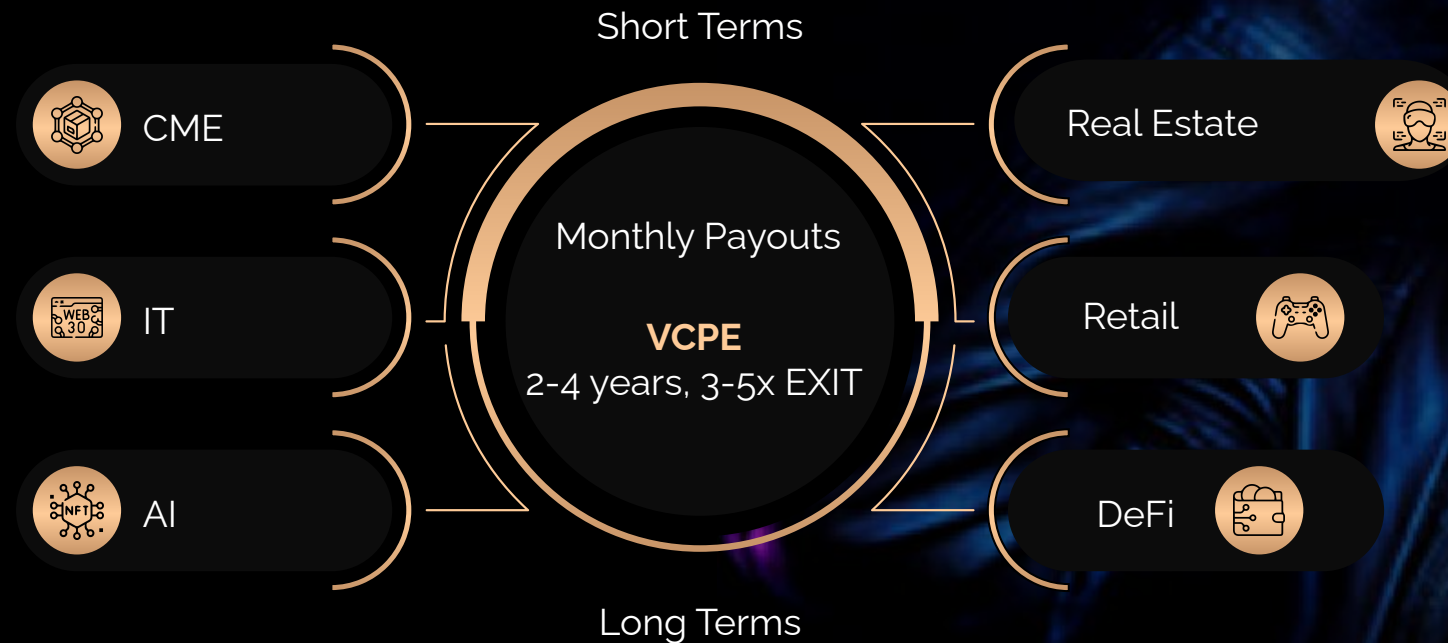
Ray Miah
Legal Counsel UK



Kelan Macy
CFO, Accountant

BUSINESS TOOLS

We Identify the best, emerging, high-growth projects in 6 key sectors within the Tech space.



VCPE DEALS



60+ Revenue generating companies



Tscale



3D MagiScan

BABYLON
VOICE

PARTNER OFFERING

INVESTMENT	Min 100,000 USD
DIVIDEND	Debt / Equity Shares
TERM	2-4 YEARS
FEES	2% (20% from equity)

PROFIT FORECAST **3-5x EXIT**

Portfolio: [here](#)

TRADING PERFORMANCE STATISTIC



Annualized Return	74.07%	11.68%
Standard Deviation	59.94%	15.73%
Sharpe Ratio	1.19	0.78
Sortino Ratio	2.67	1.09
Avg. Return of Up Months	14.70%	3.32%
Avg. Return of Down Months	-5.21%	-4.42%
Lowest Monthly Return	-37.71%	-12.35%
Highest Monthly Return	99.84%	12.82%
Profitable Percentage	56.12%	70.41%
Downside Deviation	6.14%	2.93%
Correlation	--	0.13
R2	--	0.02
Alpha	--	5.46
Beta	--	0.49

Historical Performance as of June 20th, 2023

YEAR	JAN	FEB	MAR	APR	MAY	JUN	JUL	AUG	SEP	OCT	NOV	DEC	YTD
2023	3.47%	0.90%	-1.09%	0.45%	-2.46%	0.18%	-	-	-	-	-	-	1.36%
2022	-0.84%	-14.03%	-9.93%	-2.18%	0.44%	-0.75%	3.65%	-10.02%	-1.34%	-0.67%	-4.54%	-0.03%	-34.69%
2021	24.42%	2.59%	-6.28%	-9.83%	0.21%	0.31%	4.91%	10.63%	-0.25%	19.06%	-0.21%	-0.37%	48.60%
2020	14.89%	2.68%	-7.17%	37.87%	17.45%	-0.06%	11.00%	9.65%	0.03%	25.40%	21.69%	8.33%	256.63%
2019	10.45%	7.19%	-1.45%	20.96%	38.30%	21.15%	-3.00%	-8.44%	-0.70%	0.04%	-3.25%	0.76%	103.36%
2018	-0.31%	3.49%	-16.63%	7.60%	-5.36%	-0.04%	-3.17%	-2.68%	-14.16%	-1.03%	-0.15%	-0.30%	-30.25%
2017	-3.49%	5.99%	17.06%	10.06%	99.84%	-29.89%	3.55%	62.97%	-0.01%	0.37%	30.42%	32.77%	441.33%
2016	1.27%	6.35%	-7.26%	22.56%	12.91%	36.77%	0.77%	0.36%	-5.92%	23.45%	-6.25%	17.34%	144.18%
2015	-	-	-	-	-37.71%	5.07%	-0.16%	-0.61%	0.32%	20.45%	37.30%	30.50%	40.58%

Prepared on: 06/20/2023 12:14 PM EDT

Page 1 of 4

Infodriver Capital **Investment Club**



Syndicate Investments | Our connections is your investments



CRYPTO CLUB
GLOBAL

BlueDot
Project

IDEAX



GRYPHON

CONTACT US



Infodriver Capital Llc. 100 SE 2nd St., 2000,
Miami, Florida, USA, 33131, Reg. No. 7492090

Infodriver Capital Ltd. One Mayfair Place,
London. UK, W1J8AJ, Reg. No. 14124823



Book a call