

Crochet Patterns and Tutorials from
JTEasyCrochet And CrochetTanya
CHERRY BLOSSOM HAIR TIE.



Skills Level: Beginner

Stitches used: (US terms)

Ch – chain SC – single crochet stitch

DC – double crochet stitch Sl St – slip stitch

Materials and tools needed:


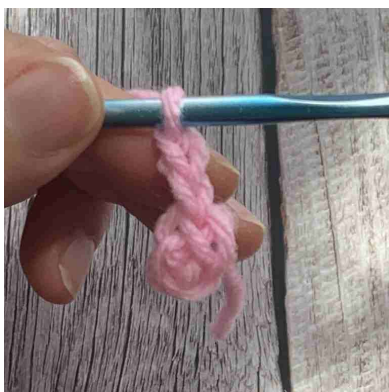
- Medium to worsted weight yarn (# 4)
- Crochet hook 5.0 mm
- *Note: you can use yarn any weight, even crochet tread and recommended for that yarn crochet hook size 😊*


FLOWER.

Ch 3, join in a ring with a Sl St



Petal: Ch 2, DC 2, Ch 2, Sl St





Petal 1 is ready!



Start Petal 2




Make 5 petals, tie the yarn ends in the back.

(optional: secure the knot with a drop of fabric glue or Mod Podge)

Make 2 flowers.

TIE.

Ch 80 (or as long/short as you need)



Sl St in the 2nd stitch, Sl St all along the chain, tie the ends, (optional: secure with glue):



ASSEMBLY:



READY! 😊

