

DAISY BLANKET Crochet Tutorial

Easy
Simple
Fast

You will need:

Depending on size you will need about 700yads (640 meters) or more of medium to worsted weight yarn (#4), and the crochet hook H-8 or 5 mm

You can also use any yarn or thread, just make sure the crochet hook size is right for your yarn :)

Happy Crocheting! :)

Blanket is made of Daisy Motives joined together on the go, but you can make separate flowers and join them later 😊

Abbreviations and stitches used:

CH – chain

Sl St – Slip stitch

SC – single crochet

DC – double crochet

TC – treble crochet

FL – front loop only

BL – back loop only

YELLOW CENTER.

CH 3, join in a ring with a Sl St

Row 1: CH 1, SC 6 in the ring, Sl St



Row 1 completed

Row 2: CH 1, FL SC 6, Sl St




Row 2 is completed

Row 3: CH 1, SC 6, Sl St



Row 3 is completed



Yarn end through the center, tie the knot

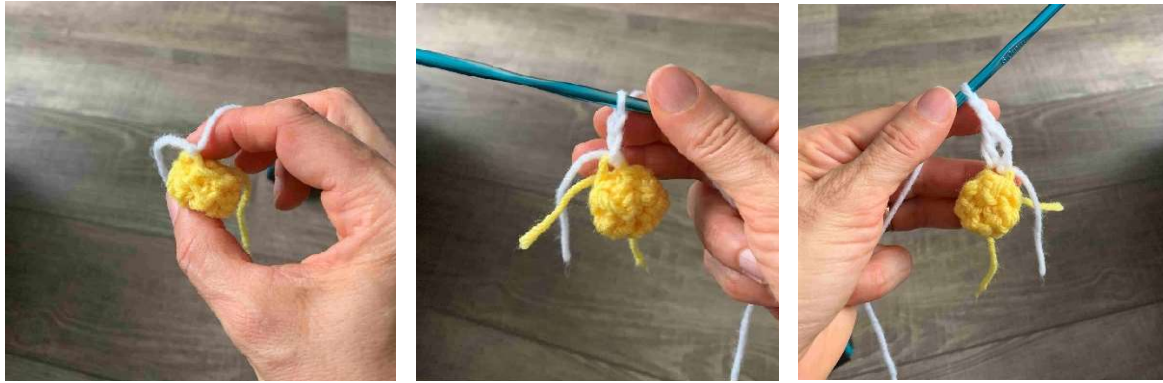


Puffy yellow center is ready!

WHITE PETALS.

Attach white yarn to one of the remaining back loops of Row 1.

First petal: [CH 2, DC, CH 2, DC, CH 2, Sl St in the same loop, Sl St in the next loop], start the next petal.



First petal is ready! Make 5 more 😊



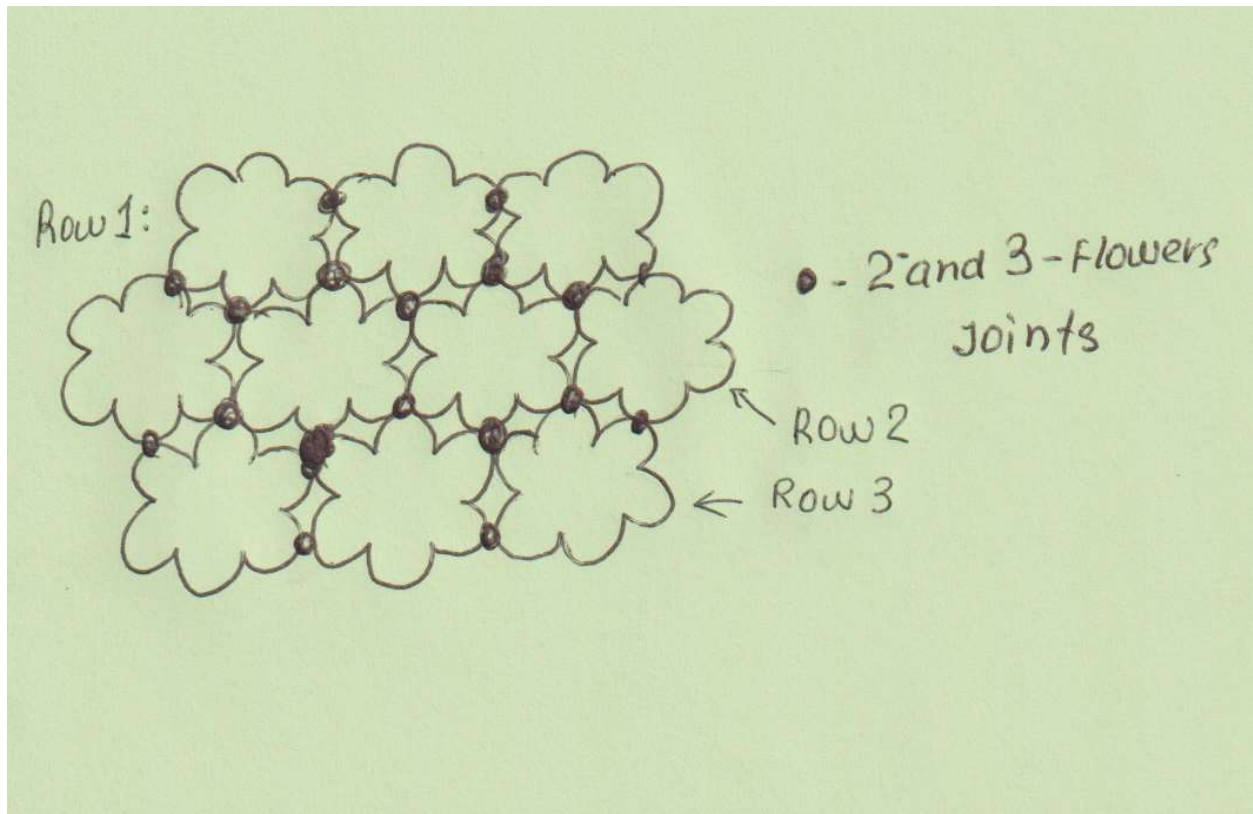
First flower is ready:



All other flowers will be connected with the first by petals. To connect the petals, instead of [CH 2, DC, **CH 2**, DC, CH 2, SI St] make: [CH 2, DC, **CH 1, SI St in the top of another flower's petal, CH 1**, DC, CH 2, SI St]



Here is the chart – how the flowers should connect to each other:



General rule:

Make the first row of flowers, (as a ribbon), connected to each other by 2 petals. The length of the ribbon is as long as you need for your blanket dimensions.

Then make the second and the following rows connecting petals as shown on the chart. Make as many rows as you need for the desired size of the blanket.





Filling the side gaps with PARTIAL FLOWERS:

Top and bottom of the blanket are even, but on the sides there are gaps. If you like them – just leave them be. If you need straighter line – fill the gaps with partial flowers.



Partial flower has only 4 petals, all of them are connected with other flowers.



The Daisy Blanket is ready! 😊