

Crochet Patterns and Tutorials from
JTEasyCrochet And CrochetTanya

SUN AND CLOUDS APPLIQUES.



Skills Level: Beginner

Stitches used: (US terms)

Ch – chain SC – single crochet stitch

DC – double crochet stitch Sl St – slip stitch

Materials needed:

Yarn Medium weight and crochet hook recommended for your yarn.

I used Red Heart Super Saver Solids and crochet hook H-8 (5.00 mm)

Note: for applique you can use crochet hook one size smaller

THE SUN.

Ch 3, join in a ring with a Sl St (or create Magic Loop)

Ch 2, Dc 12 in the ring, Sl St



The Rays:

Ch 2, SC in the 2nd stitch of this Ch 2, Sl St in the next stitch of the circle


Make 12 rays, Fast off.





THE CLOUDS.


Ch 9, SC in the 2nd stitch, SC 7




In the last stitch: SC 5, Sl St




DC 5 in the 2nd from the hook stitch, Sl St in the 2nd stitch




SC 3 in the next stitch, Sl St



Make 1-2 Sl St to get to the other side



DC 4-5 in the 2nd stitch, Sl St in the 2nd stitch



SC 3-4 in the next stitch, Sl St, Fast off.



Note: I made each cloud a bit different, playing

with stitches 😊



Ready! 😊