

# NZCAP 2024 REMUNERATION SURVEY

## KEY FINDINGS



**\$113,113**

**AVERAGE REMUNERATION**  
**+12.1% V 2023 SURVEY**

**\$103,495**

**MEDIAN REMUNERATION**  
**+11.6% V 2023 SURVEY**

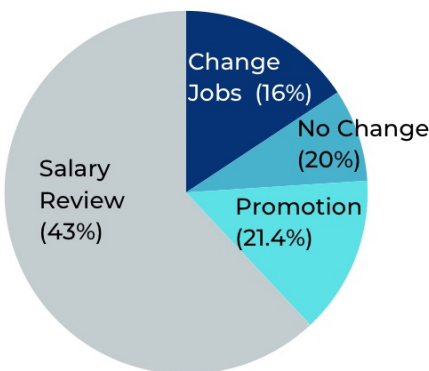
**+6.4%**

**AVERAGE ANNUAL RAISE**

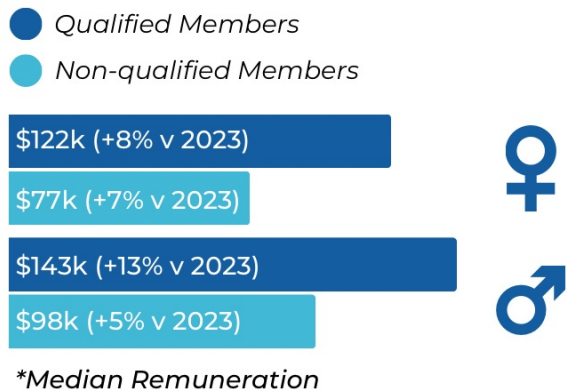
### TOP 5 REMUNERATION BY INDUSTRY (MEDIAN \$)

Financial Services	\$123,975
Logistics	\$121,475
Public Sectors	\$120,920
Mid-tier CA Firms	\$112,675
Retails	\$108,491

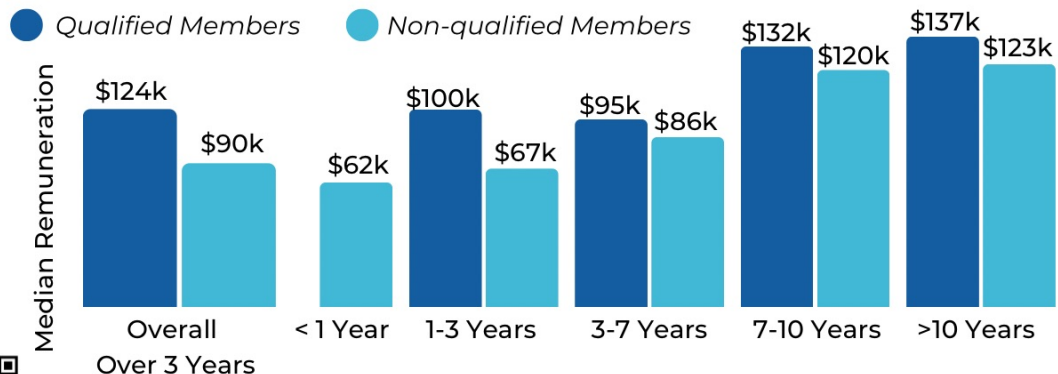
### REASONS OF SALARY INCREASE



### REMUNERATION BY GENDER\*



### REMUNERATION BY TENURE & QUALIFICATION



Please Note: All \$ in this report is in NZ \$