



BRINGING LUXURY
LIVING TO CAMPUS



CHILL

When it's time to unwind, a stressed out student or a handful of friends can all sink into our plush, comfortable lounge furniture. With an unlimited palette of fabrics, leathers and styles to fit your design vision for the building and living space, no matter what it might be.

A BYRLEY MODULAR SECTIONAL

7279-1 - 30w x 36d x 31h
19 Cubes

B BYRLEY MODULAR SECTIONAL

7279-C - 39w x 36d x 31h
39 Cubes

C BYRLEY OTTOMAN

7283 - 39w x 30d x 17h
13 Cubes

D NOLA END TABLE

7163 - 18 dia. x 18h
4 Cubes

E NOLA COFFEE TABLE

7169 - 35 dia. x 17h
4 Cubes

F NOLA MEDIA CONSOLE

7160NS - 48w x 19d x 30h
6 Cubes

G NOLA CHAIR

7172S - 28w x 34d x 36h
14 Cubes





A DMITRI SOFA WITH CHAISE
2778 - 107w x 86d x 34h
110 Cubes

B DMITRI COFFEE TABLE
2769 - 44w x 22d x 15h
10 Cubes

C DMITRI MEDIA CONSOLE
2780 - 48w x 18d x 24h
15 Cubes

A **WRIGHT WING BACK CHAIR**
6172S - 27w x 36d x 41h
20 Cubes

B **BALBOA SQUARE COFFEE TABLE**
2170 - 38w x 38d x 15h
5 Cubes

C **SKYLAND SOFA WITH CHAISE**
1978 - 112w x 64d x 32h
100 Cubes
**Additional sizes available*

Also shown
Balboa 1 Drawer Desk (page 71)
Claire Desk Chair (page 71)





A DMITRI SOFA
2777 - 86w x 36d x 34h
52 Cubes

B DMITRI CHAIR
2772 - 28w X 33d X 27h
6 Cubes

Also shown
Dmitri Media Console (page 5)
Dmitri Coffee Table (page 5)



CLUB MEDIA CONSOLE

2280 - 75w x 16d x 19h
15 Cubes

2201B - Bookcase
24w x 16d x 19h
5 Cubes

2201S - 2 Drawer
25w x 16d x 19h
5 Cubes

FOCUS GROUPS

THE DESIGN PROCESS BEGINS WITH YOU AND YOUR STUDENTS

We listen and deliver. F3 will organize and meet with your team and student focus groups, at your discretion, to discuss the features and design that really matter. We'll even bring furniture for students to test drive. Our success is based on the simple idea that great input equals great output.

We can direct the process or follow your lead to suit your needs.

A NOLA SOFA
7177 - 86w x 39d x 26h
51 Cubes

B iLIVE FLEX TABLE
7062 - 12w x 20d x 23h
3 Cubes

C iLIVE COFFEE TABLE
7070 - 36w x 36d x 17h
16 Cubes

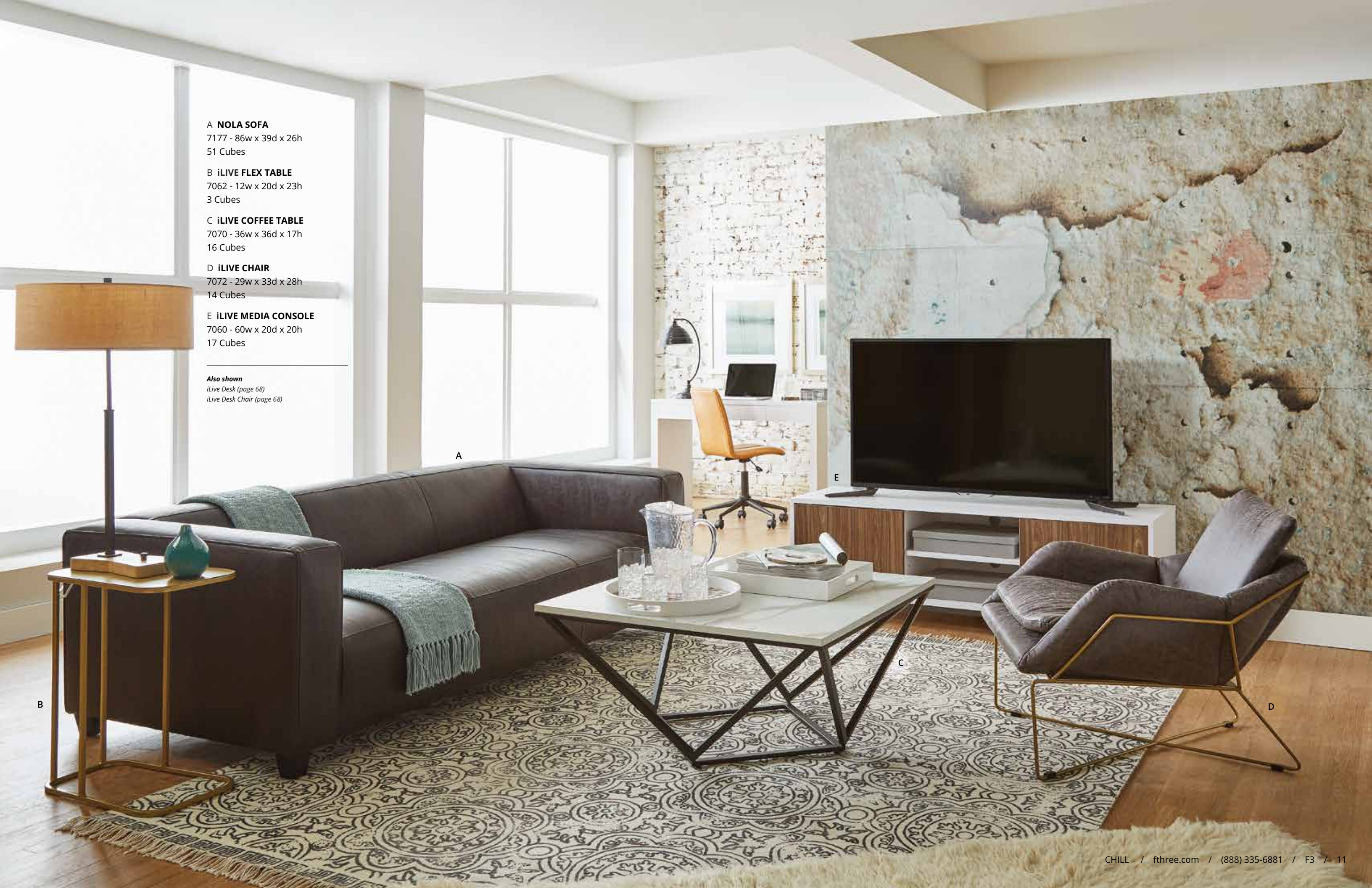
D iLIVE CHAIR
7072 - 29w x 33d x 28h
14 Cubes

E iLIVE MEDIA CONSOLE
7060 - 60w x 20d x 20h
17 Cubes

Also shown

iLive Desk (page 68)

iLive Desk Chair (page 68)





A

A iLIVE TUFTED SECTIONAL
7079T - 95w x 95d x 35h
101 Cubes

B iLIVE COFFEE TABLE
7069 - 35 dia. x 17h
8 Cubes

C SANCTUARY CHAIR
2550 - 24w x 24d x 23h
3 Cubes

C

B



SMART TEC

F3 can add “Smart Tec” USB power to any upholstered item, bed, nightstand, desk, hutch, or media console of your choosing. The “Smart Tec” connector has two 120V 60Hz 12A USB outlets.



**For indoor use only*

A NOLA MODULAR SECTIONAL
7179-2 - 55w x 36d x 31h
28 Cubes

B NOLA MODULAR SECTIONAL
7179-C - 48w x 36d x 31h
24 Cubes

C NOLA MODULAR SECTIONAL
7179-1 - 37w x 36d x 31h
19 Cubes

D CANNES CHAIR
3372 - 34w x 34d x 34h
18 Cubes

E CANNES SOFA
3377 - 78w x 34d x 34h
50 Cubes

F CANNES LOVESEAT
3375 - 57w x 34d x 34h
30 Cubes

G MONTEGO COFFEE TABLE
1169 - 48w x 24d x 19h
4 Cubes

H SKYLAND SOFA WITH CHAISE
1978 - 88w x 64d x 32h
72 Cubes
**Additional sizes available*

I BALBOA COFFEE TABLE
2169 - 36w x 20d x 15h
3 Cubes
**Additional sizes available*

J BALBOA FLEX TABLE
2162 - 16w x 18d x 24h
3 Cubes

Also shown
iLive Coffee Table (page 10)

A ICHIC SOFA WITH CHAISE
2378 - 106w x 86d x 37h
101 Cubes

B SOHO MEDIA CONSOLE
2060 - 48w x 20d x 24h
4 Cubes

C SOHO COFFEE TABLE
2069 - 32 dia. x 17h
4 Cubes

D SOHO END TABLE
2063 - 22w x 22d x 25h
2 Cubes

E SOHO FLEX TABLE
2062 - 16w x 18d x 24h
3 cubes





A BALBOA SOFA
2177 - 80w x 34d x 34h
58 Cubes

B BALBOA CHAIR
2172 - 40w x 34d x 34h
29 Cubes

C iCHIC MEDIA CONSOLE
2360 - 48w x 21d x 24h
7 Cubes

D iCHIC COFFEE TABLE
2369 - 36 dia. x 17h
5 Cubes

E iCHIC END TABLE
2363 - 24w x 24d x 25h
3 Cubes

G MONTEGO MEDIA CONSOLE
1180 - 48w x 20d x 28h
19 Cubes

H CESSNA SOFA
1377 - 78w x 34d x 34h
49 Cubes

I MONTEGO COFFEE TABLE
1170 - 48w x 24d x 19h
3 Cubes

J MONTEGO END TABLE
1163 - 24w x 24d x 24h
2 Cubes

Also shown
iChic Barstool (page 36)
Balboa Coffee Table (page 6)



iCHIC FLEX TABLE
2362 - 16w x 18d x 24h
3 Cubes



iCHIC END TABLE
2364 - 24w x 28d x 24h
3 Cubes

Customize occasional
tables with countless
laminated and powder
coating finishes

A WRIGHT SOFA WITH CHAISE
6178 - 114w x 60d x 30h
87 Cubes
**Additional sizes available*

B ICHIC COFFEE TABLE
2370 - 46w x 24d x 18h
8 Cubes

C SANCTUARY MEDIA CONSOLE
2560 - 60w x 20d x 18h
15 Cubes

D ENCORE OTTOMAN
2683 - 30w x 30d x 16h
9 Cubes

A

Customize your furniture using
our wide range of color options
and powder coating finishes.
Add a "Smart Tec" USB & AC
power outlet for easy mobile
device and laptop usage

C

D

B

PROMISE

THANKS FOR CHECKING US OUT

If you're into contemporary fashion as much as most college students and young executives, you'll love what we do.

My first love was music. After touring across the country for years, I moved to LA to land a recording contract. After my music career I purchased a factory where it became passion. I bought a factory that supplied top sellers like Pottery Barn, Crate & Barrel, Restoration Hardware, Z Gallerie, Rooms to Go. This gave me an understanding of what fashion forward customers want. I learned how cutting corners kills the bottom line. Where to find the best resources around the globe. In addition to our US manufacturing, I traveled to Asia early to lock in reliable manufacturing partners and never looked back.

F3 applies these lessons to the college and young exec world. What's it mean to you? Magazine worthy looks to thrill tenants, best in class construction to thrill owners and 25 years of proven service satisfying high volume orders and high maintenance customers. Over 1 million beds delivered!

The catalog is just the beginning. We source hundreds of other items and you can customize whatever you like. Everything is priced factory direct, installed hassle free, and includes a free 1-year "Refresh" program to make sure our product is holding up exactly as expected.

So take a good look, then give us a shout to see how we can help you.

You won't be disappointed, I promise.



- A MORGAN SOFA**
1277 - 87w x 35d x 36h
61 Cubes

B MORGAN CHAIR
1272 - 35w x 35d x 36h
25 Cubes

C KENT COFFEE TABLE
1069 - 46w x 22d x 18h
4 Cubes

D KENT END TABLE
1063 - 24w x 20d x 24h
3 Cubes
- E BALBOA MEDIA CONSOLE**
2160 - 40w x 18d x 24h
3 Cubes

F BALBOA END TABLE
2105 - 22w x 16d x 24h
2 Cubes

G MONTEGO MEDIA CONSOLE
1160 - 40w x 18d x 24h
3 Cubes





A METRO SOFA
6077 - 78w x 34d x 34h
50 Cubes


B METRO OTTOMAN
6083 - 30w x 30d x 18h
8 Cubes

C METRO CHAIR
6072 - 25w x 34d x 34h
16 Cubes

D METRO COFFEE TABLE
6069 - 42w x 24d x 15h
10 Cubes

E METRO END TABLE
6063 - 20w x 18d x 21h
3 Cubes

F METRO MEDIA CONSOLE
6060 - 48w x 14d x 18h
9 Cubes





DAWSON SOFA
1477 - 87w x 38d x 36h
66 Cubes



PARIS SOFA WITH CHAISE
6378 - 112w x 66d x 30h
80 Cubes
**Additional sizes available*



LINUS CHAIR
9977 - 25w x 33d x 34h
18 Cubes



CESSNA LOUNGE CHAIR
1372 - 34w x 34d x 34h
22 Cubes




iCHIC CHAIR
2372 - 30w x 33d x 38h
21 Cubes



iCHIC SOFA
2377 - 86w x 37d x 37h
45 Cubes

Upholstered furniture can be easily customized with our wide range of colors and fabrics.

 Log on to our website to get a quote for your custom created furniture! Visit fthree.com to get started!

A **DAWSON CHAIR**
1472 - 38w x 38d x 36h
29 Cubes

B **DAWSON LOVESEAT**
1475 - 61w x 38d x 36h
46 Cubes

C **PORTMAN CHAIR**
6272 - 36w x 38d x 29h
33 Cubes

D **CLUB MEDIA CONSOLE**
2260 - 40w x 18d x 24h
4 Cubes

E **PORTMAN SOFA**
6277 - 90w x 38d x 29h
67 Cubes

F **CLUB COFFEE TABLE**
2269 - 42w x 24d x 18h
3 Cubes

G **CLUB END TABLE**
2263 - 20w x 21d x 20h
2 Cubes



UPHOLSTERY

CUSTOMIZE YOUR ORDER

Our made to order upholstery is as sturdy as it is stylish. We exceed standard commercial specs to stand up to daily use. Our 100K double rub leathers, stain proof microfibers and soft touch vinyls are difficult to damage and easy to clean, or we can source your favorite fabrics.

Visit our website for more information - fthree.com
or call us at 888.335.6881

POPULAR MICROFIBER COLOR OPTIONS



Otter



Pewter



Royal



Storm

LEATHER & VINYL

In the durability debate, leather's better and vinyl's final. We avoid taking sides by offering both. Step up to split leathers in every color of the rainbow with your choice of soft or sleek finish. Or play it safe with our virtually indestructible, surprisingly supple, wipe clean vinyl.

POPULAR COLOR OPTIONS




Black



Dark Brown



Gray



Navy



DINE

The dizzying array of our group dining options is like an all you can eat buffet. Classic or contemporary, round or square, all wood or metal with glass, paired with chairs, counter or bar stools. For housing and common areas, our fashion forward design possibilities are endless.

A METRO DINING TABLE

6042 - 42 dia. x 30h

4 Cubes

**Additional sizes available*

B METRO DINING CHAIR

6050 - 19w x 20d x 30h

3 Cubes

C METRO STOOL

24 Seat Height

6056 - 17w x 19d x 34h

3 Cubes

**Additional sizes available*





A iLIVE DINING TABLE
7042 - 42w x 30d x 30h
5 Cubes
**Additional sizes available*

B iLIVE STOOL
7056 - 19w x 21d x 36h
3 Cubes

C DMITRI STOOL
2756 - 19w x 20d x 32h
9 Cubes

Also shown
Tolix Dining Chair (page 37)



D MONTEGO DINING TABLE

1142 - 36w x 36d x 40h

5 Cubes

**Additional sizes available*

E DUNCAN STOOL

3956 - 17w x 19d x 34h

4 Cubes

F SOHO DINING CHAIR

2050 - 18w x 21d x 32h

3 Cubes

G CATHERINE STOOL

4756 - 17w x 20d x 42h

5 Cubes

Also shown

Metro Dining Table (page 31)



A SOHO STOOL

2056 - 17w x 15d x 25h

3 Cubes

B SANCTUARY KITCHEN ISLAND

2581 - 48w x 24d x 36h

11 Cubes

**Additional sizes available*

C INDY KITCHEN ISLAND

2483 - 56w x 30d x 36h

6 Cubes

Customize dining furniture with our wide range of vinyl seat colors, laminate table tops and powder coating finishes



ICHIC BARSTOOL
2356 - 16w x 18d x 43h
4 Cubes
**Additional sizes available*



CATHERINE DINING CHAIR
4750 - 17w x 19d x 32h
4 Cubes



FRISCO STACKING CHAIR
4250 - 18w x 24d x 37h
5 Cubes



TOLIX DINING CHAIR
3450 - 18w x 21d x 33h
3 Cubes



WILLIAMS STOOL
4656 - 14w x 16d x 29h
4 Cubes



DAYTON STOOL
4556 - 16w x 17d x 31-39h
3 Cubes



TOLIX STOOL
3456NB - 16w x 16d x 30h
8 Cubes
**Additional sizes available*



TOLIX STOOL
3456LBS - 16w x 17d x 36h
7 Cubes



TOLIX STOOL
3456LB - 16w x 17d x 34h
7 Cubes



HUNTINGTON STOOL
4356 - 18w x 21d x 46h
9 Cubes



BENTON DINING TABLE
3242 - 3 sizes available
30 dia. x 30h - 4 Cubes
36 dia. x 30h - 4 Cubes
48 dia. x 30h - 6 Cubes



BENTON DINING TABLE
3242 - 3 sizes available
36w x 36d x 30h - 4 Cubes
42w x 42d x 30h - 6 Cubes
48w x 48d x 30h - 6 Cubes



BALBOA KITCHEN ISLAND
2181 - 2 sizes available
60w x 30d x 36h - 22 Cubes
72w x 30d x 36h - 24 Cubes



MIRANDA BARSTOOL
5656 - 19w x 38h x 22d
12 Cubes



B

A



C

CURT'S TAKE

SERVICE MANIACS

Once you sign the order, you want to forget until it's in your building, exactly as ordered, on time and in budget. We get it, and do everything in our power to ensure that happens. We oversee each installation, working 24 hours a day if need be (true story), then make free "Refresh" visits for up to a year.

A HUNTINGTON DINING CHAIR
4350 - 18w x 24d x 37h
7 Cubes

B MONTEGO DINING TABLE
1142 - 36w x 36d x 30h
3 Cubes
**Additional sizes available*

C STANTON STACKING CHAIR
4450 - 18w x 20d x 36h
5 Cubes

SLUMBER

Bed frames get a beating and ours are made to take it lying down. Double hook on rails avoid the sway of standard slotted clips. Precise fittings milled within fractions of a millimeter squelch squeaks.

A METRO PANEL BED (FULL XL)
6001FX - 56w x 89d x 46h
28 cubes
**Additional sizes available*

B METRO NIGHTSTAND
6005 - 18w x 18d x 24h
3 Cubes

C METRO CHEST
6008 - 32w x 18d x 49h
20 Cubes

D METRO DESK
6021 - 47w x 24d x 31h
13 Cubes

E CAROLINE DESK CHAIR
5537 - 22w x 22d x 34h
4 Cubes



ENVIRONMENTAL RESPECT

DOING OUR PART



Function First Furniture is an environmental pioneer in the furnishings industry. Our president and CEO, Curt Christian, is a founding member of the Sustainable Furnishings Council and is committed to preserving our planet. He ensures that we work with production centers that excel in eco-friendly practices, from sustainable lumber to green packaging. HOW we do WHAT we do is at the heart of our business.



Our products are made with sustainably manufactured solid bamboo and bamboo veneers. These rapid renewable materials perform like hardwoods yet can grow up to 3 feet a day in ideal conditions.

Bamboo consumes 5-10 times more carbon than wood, making it a powerful carbon sink and environmentally-friendly manufacturing option.

It is also nature's strongest fiber, with a tensile strength greater than steel.

We construct our furniture using low VOC (Volatile Organic Compound) glues, improving air quality and creating safer and healthier indoor environments.

Our use of VOCs is industry-leading and outperforms CARB requirements for low formaldehyde emissions.



SUSTAINABILITY AT A GLANCE



We use **bamboo** substrates for all of our timber products.



Bamboo can grow up to **3 feet per day** and fully mature within 3 years (compared to wood which takes 10+ years).



Bamboo thrives in poor soil conditions and **requires minimal inputs such as fertilizer and pesticides.**



Bamboo is **a rapid renewable material.** No manual forestation is required and the more it's harvested, the faster it grows.



The easy harvesting of bamboo **avoids the emissions** required to cut down traditional wood.



Bamboo is a powerful carbon sink and **absorbs 5-10X more CO²** than traditional wood.



Bamboo is nature's **strongest fiber.** Its tensile strength per weight unit is greater than steel.



We construct our products using **low VOC glues**, which helps create safer air quality.



Our manufacturing facilities are **FSC Certified** (FSC certification ensures that products come from responsibly managed forests that provide environmental, social and economic benefits).



We use locally sourced steel and aluminum. Both are **eco-friendly materials that can be recycled and reused repeatedly** without degrading value.




Steel requires **little energy to produce** and its waste is reusable.

SANCTUARY MURPHY BED

MAKE SPACE FOR WHAT MATTERS

At F3, we believe in living smarter, not harder. That's why we created the customizable and feature rich Sanctuary Murphy Bed with Sofa.

Our easy-to-operate Murphy Bed is the perfect solution for small spaces, transforming any living area into a sleep sanctuary within seconds.

 The Sanctuary Murphy Bed Wall and Sofa can be customized with a wide range of wood laminates, fabrics, and powder coating finishes. Visit fthree.com to get started on your custom quote!

A SANCTUARY MURPHY TABLE
2543FM - 25w x 24d x 96h
Cubes 18

B SANCTUARY SOFA
2577M - 84w x 31d x 26h
Cubes 42

C SANCTUARY ARMOIRE
2513M - 40w x 24d x 96h
Cubes 60

D SANCTUARY MURPHY BED
2501FM - 60w x 16d x 90h
Cubes 58



E SANCTUARY BOOKCASE
2501BC - 17w x 16d x 90h
Cubes 20

F SANCTUARY WIRING BOX
2501W - 8w x 16d x 90h
Cubes 10

A NOLA 1 DRAWER DESK
7121-1 - 48w x 20d x 32h
8 Cubes

B INDY DESK CHAIR
2437 - 23w x 23d x 32h
6 Cubes

C NOLA 1 DRAWER NIGHTSTAND
7105 - 20w x 20d x 24h
7 Cubes

Also shown

Montego Platform Bed (page 51)
Club 2 Drawer Chest (page 51)



A

B

C



A iLIVE 1 DRAWER DESK
7022-1 - 48w x 20d x 31h
7 Cubes

B iLIVE DESK CHAIR
7037 - 24w x 24d x 32h
6 Cubes

C iLIVE 1 DRAWER NIGHTSTAND
7005 - 20w x 20d x 24h
7 Cubes

Also shown
Montego Platform Bed (page 51)
Club 2 Drawer Chest (page 51)

CURT'S TAKE

STUDENT APPROVED

If someone's going to rent a furnished space, they might like a say. F3 runs focus groups on campus to hear what students think. We ask about needs and peeves, show photos, pass out samples, and even bring items to test drive. It simplifies decision making and keeps us current on design favorites.



A CLUB 1 DRAWER DESK

2221-1 - 40w x 20d x 31h
5 Cubes

B AUDREY DESK CHAIR

5937 - 23w x 23d x 34h
5 Cubes

C CLUB 2 DRAWER CHEST

2219 - 33w x 18d x 18h
8 Cubes

D CLUB NIGHTSTAND

2205 - 18w x 18d x 24h
6 Cubes

E MONTEGO PLATFORM BED

1101TP (Twin) - 41w x 77d x 21h
8 Cubes

1101TXP (Twin XL) - 41w x 82d x 21h
8 Cubes

1101FP (Full) - 56w x 77d x 21h
10 Cubes

1101FXP (Full XL) - 56w x 82d x 21h
10 Cubes

1101QP (Queen) - 62w x 82d x 21h
12 Cubes

Our furniture can be easily customized with our wide range of woods, laminates, and powder coating finishes.



Log on to our website to get a quote for your custom created furniture!

Visit fthree.com to get started!



A MONTEGO BED

1101T (Twin)
41w x 77d x 50h
10 Cubes

1101TX (Twin XL)
41w x 82d x 50h
10 Cubes

1101F (Full)
56w x 77d x 50h
14 Cubes

1101FX (Full XL)
56w x 82d x 50h
14 Cubes

1101Q (Queen)
62w x 82d x 50h
16 Cubes

B MONTEGO 2 DRAWER CHEST

1119 - 36w x 16d x 18h
8 Cubes

C MONTEGO 1 DRAWER NIGHTSTAND

1105 - 22w x 16d x 24h
2 Cubes

Also shown
Montego 1 Drawer Desk (page 71)
Montego Hutch (page 72)

A MONTEGO LOFT KIT
1103LK - 43w x 82d x 35h
12 Cubes

B MONTEGO BUNK BED
1103T (Twin) - Bed
43w x 81d x 35h
10 Cubes

1103GR - Guardrail
Front: 1w x 62d x 16h

1 Cube

Back: 1w x 76d x 16h
1 Cube

1103L - Ladder
14w x 2d x 43h

1103TX (Twin XL) - Bed
43w x 84d x 35h
12 Cubes

1103GRX - Guardrail for XL
Front: 1w x 67d x 16h

1 Cube

Back: 1w x 81d x 16h

1 Cube

Also shown
Montego 2 Drawer Chest (page 53)
Montego 1 Drawer Desk (page 72)
3 Position Chair (page 71)



Montego Loft Kit (1103LK) is intended to be used with the Montego Bunk Bed (1103T)



Desk slides into chest for easy concealment. Also available with 4 drawers and cubby (page 71)



C MONTEGO FUSION BED
1102T (Twin) - 42w x 93d x 49h
12 Cubes

1102F (Full) - 56w x 88d x 50h
40 Cubes

Attached Cubby Bookcase
depth: 11


**Additional sizes available*

D MONTEGO 3 DRAWER CHEST WITH PULL-OUT DESK
1108-3D - 68w x 24d x 33h
15 Cubes

E MONTEGO FLEX TRAY
1106 - 14w x 13d x 6h
1 Cubes

Also shown
Montego 2 Drawer Chest (page 53)





A KENT PANEL BED

1002T (Twin)
42w x 79d x 50h
21 Cubes

1002F (Full)
57w x 79d x 50h
24 Cubes

1002Q (Queen)
63w x 84d x 50h
27 Cubes

**Additional sizes available*

B KENT 1 DRAWER CHEST

1026 - 33w x 18d x 11h
8 Cubes

C KENT CHARGING STATION

1025 - 10w x 18d x 11h
2 Cubes

D KENT MEDIA CONSOLE

1073 - 48w x 18d x 24h
4 Cubes

Also shown

*Kent Desk (page 59)
Kent Hutch (page 71)*

Charging Station fits
neatly beneath bed

C

B

D

C



Our versatile Kent Twin Bed can be used as a single bed or stacked to create bunk beds ▶

B

A

C

C

WOOD/LAMINATE

CUSTOMIZE YOUR ORDER

Everyone loves the look of real wood except when it comes to warping and splitting. Laminated wood solves the problem, but often looks fake, not us.. We emphasize solid bamboo posts and frames and thick sheeted panels, with a 7-layer finishing process for a deep, lustrous, natural look.

Visit our website for more information - fthree.com
or call us at 888.335.6881

POPULAR LAMINATE FINISH OPTIONS



Barnwood



Oak



Salvaged Plank



Terra



White



A KENT BED
1003T - 43w x 82d x 35h
8 Cubes

B KENT CHEST TOPPER
1008T - 29w x 12d x 6h
2 Cubes

C KENT 2 DRAWER CHEST
1008 - 29w x 18d x 21h
9 Cubes

D KENT LOFT KIT
1003LK - 43w x 82d x 35h
12 Cubes

Also shown
Kent Desk (page 71)
Kent Hutch (page 72)

D

Kent Loft Kit (1003LK) is intended to be used with the Kent Bunk Bed (1103T)



A KENT CUBBY BED

1001T (Twin)
41w x 77d x 68h
18 Cubes

1001F (Full)
56w x 77d x 68h
24 Cubes

**Additional sizes available*

B KENT MEDIA CABINET

1011 - 42w x 20d x 30h
16 Cubes

C KENT MEDIA CABINET TOPPER

1011T - 42w x 14d x 6h
3 Cubes

D KENT STORAGE CLOSET TOP

1013T - 36w x 24d x 51h
28 Cubes

E KENT STORAGE CLOSET BASE

1013B - 36w x 24d x 36h
20 Cubes

F SANCTUARY FULL UPHOLSTERED BED

2501FUPH - 56w x 77d x 57h
13 Cubes

**Additional sizes available*

G SANCTUARY DESK

2521 - 32w x 22d x 31h
3 Cubes

H SANCTUARY DRY ERASE BOARD

2514 - 32w x 2d x 22h
5 Cubes

I SANCTUARY RECESSED PANEL

2516 - 22w x 6d x 71h
15 Cubes

J SANCTUARY ARMOIRE TOP

2513T - 30w x 24d x 55h
24 Cubes

K SANCTUARY ARMOIRE BOTTOM

2513B - 30w x 24d x 16h
10 Cubes

L SANCTUARY BED SHELF

2512 - 56w x 12d x 14h
2 Cubes

M SANCTUARY UNDERBED BOOKCASE

2507 - 20w x 19d x 16h
3 Cubes

Also shown

Kent Desk (page 71)

Kent Desk Topper (page 72)

Club 2 Drawer Chest (page 51)

A SOHO DESK
2021-1 - 40w x 18d x 31h
5 Cubes

B İCHIC 3 DRAWER CHEST
2308-3 - 36w x 20d x 48h
26 Cubes

C İCHIC 2 DRAWER CHEST
2319 - 36w x 20d x 18h
10 Cubes

D İCHIC NIGHTSTAND
2305 - 20w x 20d x 28h
9 Cubes

Also shown
SoHo Desk Chair (page 71)
Montego Platform Bed (page 51)





BALBOA BED

2101T (Twin) - 41w x 77d x 50h
10 Cubes

2101TX (Twin XL) - 41w x 82d x 50h
14 Cubes

2101F (Full) - 56w x 77d x 50h
14 Cubes

2101FX (Full XL) - 56w x 82d x 50h
14 Cubes

2101Q (Queen) - 62w x 82d x 50h
15 Cubes

Also shown
Montego 2 Drawer Chest (page 53)

Montego Stackable Chest can be customized to match different bedroom styles and decor



A F3 CUSH MATTRESS

9801-1ST (Twin) - 39w x 75d x 8h
4 Cubes

9801-1TX (Twin XL) - 39w x 80d x 8h
4 Cubes

9801-1F (Full) - 54w x 75d x 8h
5 Cubes

9801-1FX (Full XL) - 54w x 80d x 8h
5 Cubes

9801-1Q (Queen) - 60w x 80d x 8h
6 Cubes

B F3 PLUSH MATTRESS

9802-2ST (Twin) - 39w x 75d x 8h
4 Cubes

9802-2TX (Twin XL) - 39w x 80d x 8h
4 Cubes

9802-2F (Full) - 54w x 75d x 8h
5 Cubes

9802-2FX (Full XL) - 54w x 80d x 8h
5 Cubes

9802-2Q (Queen) - 60w x 80d x 8h
6 Cubes

C F3 LUX MATTRESS

9010ST-3XFM (Twin) - 39w x 75d x 8h
4 Cubes

9010TX-3XFM (Twin XL) - 39w x 80d x 8h
4 Cubes

9010F-3XFM (Full) - 54w x 75d x 8h
5 Cubes

9010FX-3XFM (Full XL) - 54w x 80d x 8h
5 Cubes

9010Q-3XFM (Queen) - 60w x 80d x 8h
6 Cubes

COMMITMENT

OUR SERVICE, LIKE OUR LOGO, IS 360 DEGREES, COMPREHENSIVE.



F3 collaborates with you and your students to blend our design experience with your vision.



First Year “Refresh” Service: Students are energetic! Our service guarantees that from every desk chair caster to every built-in electrical outlet on the nightstand, everything is working like it did the day they moved in.



Our team assembles and installs ALL of your furniture. We built it... we’re kind of attached to it at this point!



3-10 year warranty is provided on each F3 product. Service plans are also available as your needs evolve.



We craft your custom furnishings under industry-leading environmental standards.

*“The difference between a light bulb and a laser beam is simply focus.
- Dr.Liddon (Curt’s favorite college professor)*

STUDY

Nothing makes studying awesome, but makeshift work spaces add to the pain. Our proven designs were developed for a Top 3 home office supplier. Optimal surface sizing, waterproof finishes, metal drawer glides and comfortable, indestructible rolling chairs all help the cause.

- A BRIANNE STOOL**
4856 - 18w x 23d x 38h
2 Cubes
- B GRACE CHAIR**
4950 - 21w x 18d x 29h
3 Cubes
- C FIT LIFT DESK**
(Available in 2 styles -
Electronic or Crank)
9621 - 42w x 20d x 28-43h
10 Cubes





A CLUB 1 DRAWER DESK
2221-1 - 40w x 20d x 31h
5 Cubes

**Also listed on page 51*

B AUDREY DESK CHAIR
5937 - 23w x 23d x 34h
5 Cubes

**Also listed on page 51*

C İLIVE 1 DRAWER DESK
7022-1 - 48w x 20d x 31h
7 Cubes

**Also listed on page 48*

D İLIVE DESK CHAIR
7037 - 24w x 24d x 32h
6 Cubes

**Also listed on page 48*



E DMITRI DESK
2721-1 - 36w x 24d x 31h
2 Cubes

F DMITRI DESK CHAIR
2737 - 19w x 20d x 31h
4 Cubes

G NOLA 1 DRAWER DESK
7121-1 - 48w x 20d x 32h
8 Cubes

**Also listed on page 46*

H INDY DESK CHAIR
2437 - 23w x 23d x 19h
6 Cubes

**Also listed on page 46*





CURT'S TAKE

KEEP IT GREEN

Students care about the environment. I'm a true believer. As a founding member of the Sustainable Furnishings Council, we practice what we preach. We use bamboo, a rapid renewable wood that's stronger than oak and grows two feet per day. We cut formaldehyde below CARB and are testing low-VOC finishes.



Desk slides into chest for easy concealment. Available with 3 or 4 drawers.



Customize desks and study chairs to create a matching set that fits your style



A BALBOA 1 DRAWER DESK
2121-1 - 40w x 22d x 31h
9 Cubes

B CLAIRE DESK CHAIR
5437 - 26w x 25d x 37-41h
5 Cubes

C SOHO 1 DRAWER DESK
2021-1 - 40w x 18d x 31h
5 Cubes

D SOHO DESK CHAIR
2037 - 19w x 23d x 33h
4 Cubes



E WALL STREET DESK CHAIR
5237 - 25w x 24d x 35-38h
6 Cubes

F MONTEGO 4 DRAWER CHEST WITH PULL-OUT DESK
1108-4D - 68w x 24d x 48h
22 Cubes

G MONTEGO 3 DRAWER CHEST WITH PULL-OUT DESK
1108-3D - 68w x 24d x 33h
15 Cubes

**Also listed on page 55*



H MORGAN DESK CHAIR
5137 - 27w x 25d x 39-43h
5 Cubes

I CAROLINE DESK CHAIR
5537 - 22w x 22d x 34-37h
3 Cubes

J MONTEGO 3 POSITION CHAIR
1137 - 18w x 24d x 33h
6 Cubes



K KENT DESK
1021 - 32w x 24d x 31h
4 Cubes

L KENT DESK WITH CASTERS
1021N - 29w x 15d x 29h
3 Cubes

M KENT HUTCH
1024L - 32w x 10d x 27h
7 Cubes



A iCHIC 1 DRAWER DESK
2321-1 - 40w x 19d x 31h
6 Cubes

B iCHIC DESK STOOL
2337 - 22 dia. x 18-28h
3 Cubes

C COLE DESK CHAIR
5037 - 25w x 21d x 38-42h
4 Cubes

D KENT DESK TOPPER
1024 - 32w x 8d x 6h
2 Cubes

E MONTEGO 1 DRAWER DESK
1121-1 - 48w x 20d x 30h
6 Cubes

F MONTEGO HUTCH
1155 - 48w x 10d x 27h
10 Cubes

Also shown
Wall Street Desk Chair (page 71)
Kent Desk (page 71)



PROCESS

HERE'S THE TRADE SECRETS BEHIND OUR CUSTOMIZED PRODUCT DEVELOPMENT AND STRESS REDUCING INSTALLS...

FOCUS & DESIGN

First, we meet with your team (including students, if agreed) on campus to study location and style. We gain an understanding of your vision: aesthetically, financially, and logistically. Then, we bring to match it to our areas of expertise to create renderings, estimates, and product samples for your approval.

TRANSLATE & BUILD

Being manufacturers ourselves, we determine how to deliver the best products on time and at the lowest price. After prototypes are approved, manufacturing begins with dozens of our own overseas quality control experts examining work in production, signing off on every item and overseeing loading.

DELIVER & INSTALL

From any origin, we manage the entire freight process for you. We schedule shippers, clear customs, receive, unload, inspect and deliver everything direct to your site. Upon arrival, factory-trained personnel supervised by home office experts assemble and place items according to your plans.

REFRESH & SERVICE

Now just sit back and relax. We'll return free of charge for a maintenance call up to one year after installation under our innovative REFRESH program. Our techs will inspect, adjust or touch up any items to get them good as new. We promise an unbelievable experience, and this is how we walk the talk!

RELAX

After hitting the books, students want to crash on couches in the commons or flop down by the pool. We deliver with weather proof wonders using no rust powder coat finishes, resin wrapped wicker seats and open weave synthetic textiles to withstand mold & mildew.





CURT'S PHILOSOPHY

As an artist, Curt lives to create and understands the organic nature of design. He understands that design is a dance...a collaboration with you. And with Curt, the music never ends. For decades he has been designing successful collections for leading companies such as Pottery Barn, Crate & Barrel, Restoration Hardware, and Macy's.

The Curt Christian Design Team starts with your client. First, meeting casually with students to find out how they study, how they sleep, how they live. Students get to "test-drive" some of his designs, from best sellers to prototypes. But that's just the warm-up. Curt works with you to design what your students need and want. And after your design is complete, the production team crafts your custom furnishings. Then, from full-service installation to quarterly 1st year assessments, CCD continues the collaboration... you don't dance alone with Curt. Continued service options allow you to relax while Curt and his team take the lead with furniture longevity enhancements that protect your investment.



**A PACIFICA MODULAR
SECTIONAL**
1695 - 24w x 37d x 31h
15 Cubes

**C PACIFICA OUTDOOR
COFFEE TABLE**
1666 - 26w x 26d x 13h
6 Cubes

**D PACIFICA OUTDOOR
TABLE**
1685 - 47 dia. x 30h
28 Cubes

**E PACIFICA OUTDOOR
CHAIR**
1688 - 24w x 26d x 39h
16 Cubes

**F PACIFICA PARTY
LOUNGER**
1691 - 65 dia. x 35h
88 Cubes





A HUDSON OUTDOOR SOFA
1791 - 79w x 32d x 30h
47 Cubes

B HUDSON OUTDOOR LOVESEAT
1789 - 55w x 32d x 30h
33 Cubes

C HUDSON OUTDOOR CHAIR
1787 - 32w x 32d x 32h
20 Cubes

D HUDSON OUTDOOR COFFEE TABLE
1799 - 47w x 28d x 14h
12 Cubes

POWDER COATING

CUSTOMIZE YOUR ORDER

F3 metal products are powder coated electrostatically with an epoxy powder, which is then heated to 390°F, fusing into a beautiful protective finish. In addition to being durable, powder coating is an attractive choice due to environmental advantages. All are available in a limitless range of colors and textures and you can be sure you're buying the most durable finish available. It's tough, long-lasting, and looks great.

Visit our website for more information - fthree.com

or call us at 888.335.6881

POPULAR POWDER COATING COLORS



Black - Matte



Brass



Golden Bronze



Gunmetal



Platinum



White - Matte



WEATHER & WICKER

CUSTOMIZE YOUR ORDER

Outdoor furnishings face the tough trifecta of water, sun & students. Weather proof textiles use synthetic fibers in an open weave for easy moisture migration. Traditional wicker is upgraded with sun resistant binding wrapped around each strand. Both ensure comfort for years.

Visit our website for more information - fthree.com
or call us at 888.335.6881

POPULAR WICKER FINISH OPTIONS



Brown Pine



Flash Espresso



Light Panther



White Washed

A PACIFICA PARTY LOUNGER
1693 - 90w x 54d x 60h
177 Cubes

B HUDSON PARTY LOUNGER
1741 - 102 dia. x 25h
113 Cubes

C PACIFICA LOUNGER
1697 - 26w x 75d x 30h
14 Cubes

D HUDSON LOUNGER
1740 - 28w x 84d x 47h
12 Cubes

E PACIFICA PARTY LOUNGER
1690 - 71w x 49d x 72h
154 Cubes



Get a quote for your customize
created furniture directly from
our website! Visit us at fthree.com
and start designing!



HUDSON OUTDOOR CHAIR

1784 - 23w x 22d x 32h
3 Cubes

HUDSON OUTDOOR TABLE

1785 - 36w x 36d x 30h
6 Cubes



HUDSON OUTDOOR CHAIR

1744 - 22w x 22d x 31h
3 Cubes

HUDSON OUTDOOR TABLE

1745 - 30 dia. x 29h
3 Cubes



PACIFICA OUTDOOR TABLE

1696 - 71w x 32d x 43h
22 Cubes

PACIFICA OUTDOOR STOOL

1698 - 14w x 14d x 30h
4 Cubes



MILANO SWIVEL CHAIR

2972 - 27w x 31d x 34h
17 Cubes



MILANO OTTOMAN

2983 - 24w x 23d x 19h
5 Cubes



MILANO FIRE PIT

2967 - 48 dia. x 24h
37 Cubes



MILANO SOFA

2977 - 76w x 31d x 34h
59 Cubes



MILANO END TABLE

2963 - 22 dia. x 19h
1 Cubes



MILANO LOVESEAT

2975 - 52w x 31d x 34h
34 Cubes



**ST. BART
OUTDOOR END TABLE**

1866 - 19w x 21d x 21h
6 Cubes



**ST. BART
MODULAR SECTIONAL**

1895 - 32w x 32d x 24h
16 Cubes

**ST. BART
MODULAR SECTIONAL**

1894 - 32w x 32d x 24h
16 Cubes

**ST. BART
OUTDOOR COFFEE TABLE**

1899 - 36w x 18d x 17h
7 Cubes



Function First Furniture

PH 888-335-6881
FX 888-869-1278

info@fthree.com
fthree.com