



DEDICATION EXCELLENCE TRADITION

**BARRINGTON HIGH SCHOOL**



**BASEBALL PROSPECTUS  
And RECORD BOOK**

Compiled by: Barrington High School Baseball Booster Club



**BARRINGTON HIGH SCHOOL**

**2020 - 2021**

**Barrington High School Baseball  
Championships  
Division Championships**

|      |      |      |      |
|------|------|------|------|
| 1950 | 1951 | 1953 | 1958 |
| 1970 | 1971 | 1972 | 1978 |
| 1979 | 1980 | 1983 | 1985 |
| 1986 | 1987 | 1988 | 1989 |
| 1991 | 1993 | 1995 | 1996 |
| 1997 | 1998 | 2004 | 2005 |
| 2013 | 2014 | 2015 | 2016 |
| 2017 | 2018 | 2019 | 2021 |

**Conference Championships**

|      |      |      |      |
|------|------|------|------|
| 1978 | 1983 | 1986 | 1987 |
| 1993 | 1995 | 2004 | 2005 |
| 2017 | 2019 |      |      |

**Regional Championships (State Playoffs)**

|      |      |      |      |
|------|------|------|------|
| 1975 | 1976 | 1977 | 1978 |
| 1980 | 1983 | 1986 | 1987 |
| 1988 | 1995 | 1997 | 1998 |
| 2003 | 2004 | 2005 | 2006 |
| 2009 | 2018 | 2019 |      |

**Sectional Championships (State Playoffs)**

|      |      |      |      |
|------|------|------|------|
| 1980 | 1986 | 1987 | 1988 |
| 1995 | 1998 | 2005 | 2009 |

**State Finals - 3rd place**

|      |      |
|------|------|
| 1998 | 2005 |
|------|------|

**State Finals - 2nd place**

|      |      |
|------|------|
| 1987 | 1988 |
|------|------|

**State Champion**

1986

## ***Acknowledgements***

The Barrington High School Baseball Booster Club would like to acknowledge all of the individuals that have played and coached baseball at Barrington High School.

Collectively, you have created a wonderful legacy that has allowed all of us - players, coaches, parents, grandparents and teachers to enjoy the game we love, played by students we love.

By presenting the baseball statistics contained in this book, it is our sincere hope that BHS baseball players will remember those special moments shared with teammates. It is also hoped that the statistics that are woven into the fabric of the game itself will serve to connect past, present and future generations of BHS players.

The collection of the statistics contained in this book have been generated by the following coaches, we thank them for their efforts.

***Don Bock***  
***Joe Plaskas***  
***Kirby Smith***  
***Jim Hawrysko***  
***Pat Wire***

The foundation of this Baseball Prospectus was the statistical collection compiled in 1997. For their effort in publishing that book, we thank:

***Doug Schertz***  
***Sara 'Sally' Smith***

Finally, we acknowledge the tireless efforts of our past and present Athletic Directors and their staffs for maintaining these records throughout the years.

***Bob Carpenter***  
***Mike Obsuszt***  
***Linda Ray***

***Barrington High School Baseball Prospectus - 2020***  
***Compiled by the Barrington High School Baseball Booster Club***

***Table of Contents***

|   |     |
|---|-----|
| BHS Single Season: Team Won-Lost Records .....                                    | 4   |
| BHS Single Season: Team Batting .....   | 8   |
| BHS Single Season: Team Pitching .....  | 12  |
| BHS Graduates Playing College/Professional Baseball .....                         | 16  |
| BHS Baseball All-Conference Selections .....                                      | 24  |
| BHS Single Season: Individual Batting Records .....                               | 31  |
| BHS Single Season: Individual Pitching Records .....                              | 42  |
| BHS Single Season: Alphabetical Listing of All Players' Batting Statistics .....  | 48  |
| BHS Single Season: Alphabetical Listing of All Players' Pitching Statistics ..... | 85  |
| BHS Career: Individual Batting Records .....                                      | 101 |
| BHS Career: Individual Pitching Records .....                                     | 112 |
| BHS Career: Alphabetical Listing of All Players' Batting Statistics .....         | 118 |
| BHS Career: Alphabetical Listing of All Players' Pitching Statistics .....        | 138 |
| Barrington's Babe Ruth Club .....   | 148 |
| Listing of All Barrington Baseball Players by Year of Graduation .....            | 149 |
| Barrington High School Baseball History .....                                     | 158 |
| Barrington Baseball Rosters, Coaches Bios .....                                   | 160 |
| Barrington Game Schedules .....   | 169 |
| Revisions .....   | 174 |

**BHS Single Season Team Won-Lost Records**

N: MSL North/West Division Championship

NC: MSL Conference Championship

\* : Winner of State Playoff Round

| Year | Coach       | All Games | Conference | Conf. Place | District | Regional | Sectional | Super Sect'l | State |
|------|-------------|-----------|------------|-------------|----------|----------|-----------|--------------|-------|
| 1947 | No Record   | No Record | 4-3        | 3rd         | NR       | NR       | NR        |              |       |
| 1948 | No Record   | No Record | 6-5        | 4th         | NR       | NR       | NR        |              |       |
| 1949 | No Record   | No Record | 6-1        | 2nd         | NR       | NR       | NR        |              |       |
| 1950 | Les Harmon  | No Record | 6-1        | 1st         | NR       | NR       | NR        |              |       |
| 1951 | Les Harmon  | No Record | 6-1        | 1st         | NR       | NR       | NR        |              |       |
| 1952 | No Record   | No Record | 3-3        | 4th         | NR       | NR       | NR        |              |       |
| 1953 | Jack Kinder | No Record | 7-3        | 1st         | NR       | NR       | NR        |              |       |
| 1954 | Bob Madding | No Record | 2-3        | NR          | NR       | NR       | NR        |              |       |
| 1955 | Bob Murphy  | No Record | 2-7        | NR          | 0-1      | NR       | NR        |              |       |
| 1956 | Bob Murphy  | No Record | 6-4        | NR          | 0-1      | NR       | NR        |              |       |
| 1957 | Bob Murphy  | No Record | 2-7-1      | NR          | NR       | NR       | NR        |              |       |
| 1958 | Dave Gehler | 12-8      | 7-3        | 1st         | NR       | NR       | NR        |              |       |
| 1959 | Bill Graham | 9-14-1    | 6-4-1      | NR          | NR       | NR       | NR        |              |       |
| 1960 | Bill Graham | 10-6-1    | 9-5-1      | 3rd         | NR       | NR       | NR        |              |       |
| 1961 | Bill Graham | 10-8      | 7-7        | 6th         | NR       | NR       | NR        |              |       |
| 1962 | Bill Graham | 7-10      | 6-8        | NR          | NR       | NR       | NR        |              |       |
| 1963 | Bill Graham | 11-10     | 7-7        | NR          | 2-0*     | 0-1      |           |              |       |
| 1964 | Bill Graham | 10-10     | 6-8        | 5th         | 2-0*     | 1-1      |           |              |       |

BHS Single Season Team Won-Lost Records

N: MSL North/West Division Championship

NC: MSL Conference Championship

\* : Winner of State Playoff Round

| Year  | Coach       | All Games | Conference | Conf. Place | District | Regional | Sectional | Super Sect'l | State     |
|---|-------------|-----------|------------|-------------|----------|----------|-----------|--------------|-----------|
| 1965  | Don Bock    | 10-9      | 6-8        | NR          | 2-0*     | 0-1      |           |              |           |
| 1966  | Don Bock    | 12-9      | 7-7        | 4th         | 1-1      |          |           |              |           |
| 1967  | Don Bock    | 15-9-1    | 9-5        | 3rd         | 1-1      |          |           |              |           |
| 1968  | Joe Plaskas | 10-14     | 4-8        | 7th         | 2-0*     | 1-1      |           |              |           |
| 1969  | Joe Plaskas | 11-14-1   | 6-8        | 5th         | 1-1      |          |           |              |           |
| 1970  | Joe Plaskas | 21-6      | 13-1       | 1st         | 0-1      |          |           |              |           |
| 1971  | Joe Plaskas | 24-6      | 12-2       | 1st         | 0-1      |          |           |              |           |
| 1972  | Joe Plaskas | 18-8      | 10-4       | 1st         | 1-1      |          |           |              |           |
| 1973  | Joe Plaskas | 21-8      | 9-5        | 4th         | 2-0*     | 0-1      |           |              |           |
| 1974  | Joe Plaskas | 24-6      | 14-4       | 2nd         | 2-1      |          |           |              |           |
| 1975  | Joe Plaskas | 21-11     | 10-8       | 4th         | 2-0*     | 2-0*     | 0-1       |              |           |
| 1976  | Joe Plaskas | 29-8      | 14-4       | 2nd         | 3-0*     | 2-0*     | 1-1       |              |           |
| 1977  | Kirby Smith | 21-10-1   | 8-8        | 4th         | 2-0*     | 2-0*     | 0-1       |              |           |
| <i>BHS Enters MSL North. Note: 1st N = Division Champs; 1st NC = +Conference Champs</i> |             |           |            |             |          |          |           |              |           |
| 1978  | Kirby Smith | 26-3      | 19-0       | 1st NC      |          | 3-0*     | 0-1       |              |           |
| 1979  | Kirby Smith | 16-10-1   | 12-7       | 1st N       |          | 3-1      |           |              |           |
| 1980  | Kirby Smith | 25-6      | 14-5       | 1st N       |          | 3-0*     | 2-0*      |              | 0-1       |
| 1981  | Kirby Smith | 14-13-1   | 10-9       | 3rd         |          | 2-1      |           |              |           |
| 1982  | Kirby Smith | 15-10     | 11-8       | 2nd         |          | 0-1      |           |              |           |
| 1983  | Kirby Smith | 23-7      | 15-4       | 1st NC      |          | 3-0*     | 1-1       |              |           |
| 1984  | Kirby Smith | 18-10-1   | 11-8       | 3rd         |          | 2-1      |           |              |           |
| 1985  | Kirby Smith | 20-8-1    | 12-5       | 1st N       |          | 2-1      |           |              |           |
| 1986  | Kirby Smith | 33-5      | 14-3       | 1st NC      |          | 3-0*     | 2-0*      |              | 3-0 (1st) |
| 1987  | Kirby Smith | 31-5      | 14-2       | 1st NC      |          | 3-0*     | 2-0*      |              | 2-1 (2nd) |

**BHS Single Season Team Won-Lost Records**

N: MSL North/West Division Championship

NC: MSL Conference Championship

\* : Winner of State Playoff Round

| Year | Coach       | All Games | Conference | Conf. Place | District | Regional | Sectional | Super Sect'l | State     |
|------|-------------|-----------|------------|-------------|----------|----------|-----------|--------------|-----------|
| 1988 | Kirby Smith | 28-8      | 13-3       | 1st N       |          | 3-0*     | 2-0*      |              | 2-1 (2nd) |
| 1989 | Kirby Smith | 25-9-1    | 11-5       | 1st N       |          | 1-1      |           |              |           |
| 1990 | Kirby Smith | 23-12     | 10-6       | 2nd         |          | 1-1      |           |              |           |
| 1991 | Kirby Smith | 25-9      | 13-3       | 1st N       |          | 1-1      |           |              |           |
| 1992 | Kirby Smith | 23-11-1   | 11-5       | 2nd         |          | 2-1      |           |              |           |
| 1993 | Kirby Smith | 27-6      | 13-3       | 1st NC      |          | 0-1      |           |              |           |
| 1994 | Kirby Smith | 27-11     | 12-4       | 2nd         |          | 2-1      |           |              |           |
| 1995 | Kirby Smith | 34-7      | 13-3       | 1st NC      |          | 3-0*     | 2-0*      |              | 0-1       |
| 1996 | Kirby Smith | 23-14     | 11-5       | 1st N       |          | 1-1      |           |              |           |
| 1997 | Kirby Smith | 28-12     | 13-3       | 1st N       |          | 3-0*     | 1-1       |              |           |
| 1998 | Kirby Smith | 34-9      | 14-2       | 1st N       |          | 3-0*     | 2-0*      |              | 2-1 (3rd) |

*BHS Enters MSL West. Note: 1st W = Division Champs; 1st WC = +Conference Champs*

|      |              |         |      |        |  |      |      |      |           |
|------|--------------|---------|------|--------|--|------|------|------|-----------|
| 1999 | Jim Hawrysko | 22-15   | 9-7  | 3rd    |  | 1-1  |      |      |           |
| 2000 | Jim Hawrysko | 18-17-1 | 9-7  | 3rd    |  | 1-1  |      |      |           |
| 2001 | Jim Hawrysko | 23-13   | 11-5 | 2nd    |  | 1-1  |      |      |           |
| 2002 | Jim Hawrysko | 12-21   | 5-12 | 6th    |  | 0-1  |      |      |           |
| 2003 | Jim Hawrysko | 20-16   | 7-10 | 6th    |  | 2-0* | 0-1  |      |           |
| 2004 | Jim Hawrysko | 27-11   | 15-2 | 1st WC |  | 2-0* | 1-1  |      |           |
| 2005 | Jim Hawrysko | 35-7    | 15-2 | 1st WC |  | 2-0* | 2-0* | 1-0* | 2-1 (3rd) |
| 2006 | Jim Hawrysko | 17-18   | 7-9  | 3rd    |  | 2-0* | 0-1  |      |           |
| 2007 | Jim Hawrysko | 17-18   | 6-11 | 4th    |  | 1-1  |      |      |           |
| 2008 | Jim Hawrysko | 18-13-1 | 10-7 | 3rd    |  | 1-1  |      |      |           |
| 2009 | Jim Hawrysko | 21-15-1 | 8-8  | 5th    |  | 2-0* | 2-0* | 0-1  |           |
| 2010 | Jim Hawrysko | 20-15   | 10-7 | 3rd    |  | 0-1  |      |      |           |
| 2011 | Jim Hawrysko | 7-27    | 6-11 | 4th    |  | 0-1  |      |      |           |
| 2012 | Jim Hawrysko | 18-15   | 7-10 | 6th    |  | 0-1  |      |      |           |



**BHS Single Season Team Won-Lost Records**

N: MSL North/West Division Championship

NC: MSL Conference Championship

\* : Winner of State Playoff Round

| Year | Coach    | All Games                                       | Conference | Conf. Place | District | Regional | Sectional | Super Sect'l | State |
|------|----------|---|------------|-------------|----------|----------|-----------|--------------|-------|
| 2013 | Pat Wire | 22-12   | 13-3       | 1st WC      |          | 2-1      |           |              |       |
| 2014 | Pat Wire | 26-11   | 11-5       | tied 1st    |          | 1-1      |           |              |       |
| 2015 | Pat Wire | 24-10   | 14-2       | 1st-W       |          | 0-1      |           |              |       |
| 2016 | Pat Wire | 27-9  | 14-2       | 1st-W       |          | 1-1      |           |              |       |
| 2017 | Pat Wire | 28-8  | 15-1       | 1st WC      |          | 1-1      |           |              |       |
| 2018 | Pat Wire | 23-8-2  | 13-4       | 1st W       |          | 2-0      | 1-1       |              |       |
| 2019 | Pat Wire | 30-8  | 14-3       | 1st WC      |          | 2-0      | 0-1       |              |       |
| 2020 | Pat Wire | << Season Cancelled due to COVID-19 Pandemic >> |            |             |          |          |           |              |       |
| 2021 | Pat Wire | 21-5  | 15-1       | 1st W       |          | 1-1      |           |              |       |

LEGEND

NR = No Record  
 N = MSL-North division  
 NC = North & Conference Champs  
 W = MSL-West division  
 WC = West & Conference Champs  
 - = data no longer recorded  
 " " = no information  
 0 = zero

**BHS Single Season: Team Batting**

**Bold** = Division Champion Team

= Historical Best

| Year                         | G         | AB         | R          | H          | Avg         | 2B        | 3B       | HR       | TB         | SLG         | RBI       | SAC | SF | SB        | SO         | BB        | HB       | OBA         | OPS         | E         |
|------------------------------|-----------|------------|------------|------------|-------------|-----------|----------|----------|------------|-------------|-----------|-----|----|-----------|------------|-----------|----------|-------------|-------------|-----------|
| 1966                         | 21        | 461        | 87         | 123        | .267        | 20        | 4        | 4        | 163        | .354        | 69        |     |    | 34        | 109        | 61        | 0        | .352        | .706        | 52        |
| 1967                         | 25        | 257        | 16         | 75         | .292        | 8         |          |          | 83         | .323        | 12        |     |    |           |            |           | 0        | .292        | .615        | 0         |
| <b>Coach Don Bock Totals</b> |           |            |            |            |             |           |          |          |            |             |           |     |    |           |            |           |          |             |             |           |
|                              | <b>46</b> | <b>718</b> | <b>103</b> | <b>198</b> | <b>.276</b> | <b>28</b> | <b>4</b> | <b>4</b> | <b>246</b> | <b>.343</b> | <b>81</b> |     |    | <b>34</b> | <b>109</b> | <b>61</b> | <b>0</b> | <b>.332</b> | <b>.675</b> | <b>52</b> |

|                                 |           |            |              |              |              |             |  |           |            |              |             |              |            |           |            |              |            |             |             |             |            |
|---------------------------------|-----------|------------|--------------|--------------|--------------|-------------|--|-----------|------------|--------------|-------------|--------------|------------|-----------|------------|--------------|------------|-------------|-------------|-------------|------------|
| 1968                            | 24        |            |              |              |              |             |  |           |            |              |             |              |            |           |            |              |            |             |             |             |            |
| 1969                            | 28        | 668        | 103          | 172          | .257         | 19          | 4  | 2         | 205        | .307         | 86          | 21           |            | 31        | 146        | 90           | 6          | .341        | .648        | 62          |            |
| <b>1970</b>                     | <b>27</b> | <b>733</b> | <b>164</b>   | <b>226</b>   | <b>.308</b>  | <b>26</b>   | <b>8</b>   | <b>3</b>  | <b>277</b> | <b>.378</b>  | <b>150</b>  | <b>36</b>    |            | <b>93</b> | <b>93</b>  | <b>70</b>    | <b>18</b>  | <b>.366</b> | <b>.744</b> | <b>47</b>   |            |
| <b>1971</b>                     | <b>30</b> | <b>847</b> | <b>231</b>   | <b>280</b>   | <b>.331</b>  | <b>27</b>   | <span style="border: 1px solid black;">23</span> | <b>8</b>  | <b>377</b> | <b>.445</b>  | <b>191</b>  | <b>30</b>    |            | <b>43</b> | <b>96</b>  | <b>123</b>   | <b>13</b>  | <b>.411</b> | <b>.856</b> | <b>60</b>   |            |
| <b>1972</b>                     | <b>26</b> | <b>639</b> | <b>141</b>   | <b>171</b>   | <b>.268</b>  | <b>18</b>   | <b>9</b>   | <b>5</b>  | <b>222</b> | <b>.347</b>  | <b>101</b>  | <b>15</b>    |            | <b>68</b> | <b>121</b> | <b>126</b>   | <b>13</b>  | <b>.391</b> | <b>.738</b> | <b>67</b>   |            |
| 1973                            | 30        | 852        | 218          | 252          | .296         | 39          | 17   | 13        | 364        | .427         | 153         | 15           |            | 83        | 197        | 135          | 15         | .395        | .823        | 71          |            |
| 1974                            | 30        | 815        | 247          | 261          | .320         | 53          | 13   | 21        | 403        | .494         | 191         | 15           |            | 79        | 171        | 135          | 16         | .420        | .914        | 58          |            |
| 1975                            | 32        | 873        | 221          | 246          | .282         | 36          | 11   | 14        | 346        | .396         | 186         | 25           |            | 89        | 164        | 154          | 8          | .385        | .781        | 66          |            |
| 1976                            | 37        | 1,034      | 276          | 327          | .316         | 69          | 14   | 30        | 514        | .497         | 225         | 23           |            | 56        | 210        | 162          | 28         | .415        | .912        | 75          |            |
| <b>Coach Joe Plaskas Totals</b> |           |            |              |              |              |             |  |           |            |              |             |              |            |           |            |              |            |             |             |             |            |
|                                 | <b>9</b>  | <b>264</b> | <b>6,461</b> | <b>1,601</b> | <b>1,935</b> | <b>.299</b> | <b>287</b>                                       | <b>99</b> | <b>96</b>  | <b>2,708</b> | <b>.419</b> | <b>1,283</b> | <b>180</b> |           | <b>542</b> | <b>1,198</b> | <b>995</b> | <b>117</b>  | <b>.393</b> | <b>.812</b> | <b>506</b> |

|             |           |            |            |            |             |           |           |           |            |             |            |  |          |           |  |            |           |             |             |  |
|-------------|-----------|------------|------------|------------|-------------|-----------|-----------|-----------|------------|-------------|------------|--|----------|-----------|--|------------|-----------|-------------|-------------|--|
| 1977        | 32        | 870        | 235        | 297        | .341        | 47        | 12        | 14        | 410        | .471        | 187        | 26   | 0        | 41        | 156  | 135        | 12        | .426        | .897        | 72   |
| <b>1978</b> | <b>29</b> | <b>944</b> | <b>243</b> | <b>301</b> | <b>.319</b> | <b>36</b> | <b>16</b> | <b>21</b> | <b>432</b> | <b>.458</b> | <b>210</b> | <b>29</b>  | <b>0</b> | <b>32</b> | <b>149</b>                                       | <b>157</b> | <b>20</b> | <b>.416</b> | <b>.873</b> | <b>77</b>  |
| <b>1979</b> | <b>27</b> | <b>556</b> | <b>114</b> | <b>166</b> | <b>.299</b> | <b>23</b> | <b>7</b>  | <b>9</b>  | <b>230</b> | <b>.414</b> | <b>94</b>  | <b>11</b>  | <b>0</b> | <b>25</b> | <span style="border: 1px solid black;">86</span> | <b>106</b> | <b>6</b>  | <b>.409</b> | <b>.823</b> | <span style="border: 1px solid black;">33</span> |
| <b>1980</b> | <b>32</b> | <b>910</b> | <b>219</b> | <b>279</b> | <b>.307</b> | <b>42</b> | <b>20</b> | <b>15</b> | <b>406</b> | <b>.446</b> | <b>187</b> | <b>17</b>  | <b>5</b> | <b>45</b> | <b>130</b>                                       | <b>139</b> | <b>9</b>  | <b>.395</b> | <b>.842</b> | <b>51</b>  |
| 1981        | 28        | 775        | 156        | 217        | .280        | 34        | 7         | 14        | 307        | .396        | 131        | 23   | 5        | 36        | 122  | 121        | 9         | .372        | .768        | 87   |
| 1982        | 25        | 695        | 167        | 229        | .329        | 42        | 4         | 12        | 315        | .453        | 149        | 21   | 0        | 34        | 104  | 109        | 12        | .418        | .871        | 59   |
| <b>1983</b> | <b>30</b> | <b>816</b> | <b>177</b> | <b>271</b> | <b>.332</b> | <b>49</b> | <b>10</b> | <b>15</b> | <b>385</b> | <b>.472</b> | <b>151</b> | <span style="border: 1px solid black;">43</span> | <b>0</b> | <b>37</b> | <b>123</b>                                       | <b>91</b>  | <b>5</b>  | <b>.384</b> | <b>.856</b> | <b>69</b>  |
| 1984        | 29        | 804        | 170        | 249        | .310        | 54        | 12        | 10        | 357        | .444        | 140        | 21   | 2        | 42        | 108  | 119        | 11        | .396        | .840        | 67   |

**BHS Single Season: Team Batting**

**Bold** = Division Champion Team

= Historical Best

| Year | G  | AB    | R   | H   | Avg  | 2B | 3B | HR   | TB  | SLG  | RBI   | SAC | SF | SB  | SO  | BB  | HB | OBA  | OPS   | E   |
|------|--|-------|---|-----|--|----|----|--|---|--|---|-----|----|---|-----|---|----|--|---|-----|
| 1985 | 29   | 802   | 248   | 272 | .339   | 43 | 4  | 28   | 407   | .507   | 191   | 24  | 11 | 58  | 100 | 154   | 7  | .434   | .941  | 57  |
| 1986 | 38   | 1,144 | <span style="border: 1px solid black;">383</span> | 424 | <span style="border: 1px solid black;">.371</span> | 69 | 18 | <span style="border: 1px solid black;">65</span> | <span style="border: 1px solid black;">724</span> | <span style="border: 1px solid black;">.633</span> | <span style="border: 1px solid black;">322</span> | 14  | 12 | 63  | 162 | <span style="border: 1px solid black;">175</span> | 17 | <span style="border: 1px solid black;">.452</span> | <span style="border: 1px solid black;">1.085</span> | 59  |
| 1987 | 36   | 1,056 | 306   | 375 | .355   | 66 | 15 | 28   | 555   | .526   | 266   | 14  | 12 | 57  | 127 | 141   | 16 | .429   | .955  | 64  |
| 1988 | 38   | 1,071 | 322   | 373 | .348   | 58 | 11 | 28   | 537   | .501   | 261   | 27  | 14 | <span style="border: 1px solid black;">114</span> | 168 | 162   | 11 | .425   | .926  | 105 |
| 1989 | 35   | 952   | 238   | 277 | .291   | 42 | 10 | 21   | 402   | .422   | 192   | 18  | 9  | 62  | 185 | 147   | 24 | .390   | .812  | 72  |
| 1990 | 35   | 1,038 | 255   | 331 | .319   | 62 | 5  | 25   | 478   | .461   | 223   | 15  | 8  | 52  | 128 | 114   | 19 | .389   | .849  | 79  |
| 1991 | 34   | 986   | 253   | 309 | .313   | 64 | 7  | 15   | 432   | .438   | 209   | 15  | 12 | 80  | 190 | 120   | 27 | .393   | .831  | 79  |
| 1992 | 35   | 946   | 179   | 291 | .308   | 63 | 9  | 9  | 399   | .422   | 133   | 28  | 9  | 57  | 128 | 116   | 6  | .374   | .796  | 92  |
| 1993 | 33   | 893   | 236   | 279 | .312   | 56 | 6  | 21   | 410   | .459   | 185   | 12  | 17 | 39  | 162 | 143   | 16 | .405   | .864  | 59  |
| 1994 | 38   | 1,168 | 314   | 415 | .355   | 81 | 10 | 24   | 588   | .503   | 261   | 14  | 17 | 51  | 138 | 135   | 14 | .418   | .922  | 81  |
| 1995 | 41   | 1,171 | 290   | 385 | .329   | 61 | 10 | 18   | 520   | .444   | 225   | 28  | 14 | 78  | 132 | 132   | 19 | .393   | .837  | 74  |
| 1996 | 37   | 1,088 | 253   | 356 | .327   | 52 | 13 | 18   | 488   | .449   | 210   | 22  | 11 | 28  | 189 | 121   | 19 | .393   | .842  | 77  |
| 1997 | 40   | 1,175 | 315   | 414 | .352   | 68 | 8  | 33   | 597   | .508   | 264   | 15  | 15 | 67  | 181 | 114   | 11 | .405   | .913  | 83  |
| 1998 | <span style="border: 1px solid black;">43</span> | 1,188 | 348   | 431 | .363   | 82 | 9  | 37   | 642   | .540   | 311   |     | 19 | 75  | 175 | 161   | 15 | .439   | .979  |     |

**Coach Kirby Smith Totals**

|    |     |        |       |       |      |       |     |     |        |      |       |     |     |       |       |       |     |      |      |       |
|----|-----|--------|-------|-------|------|-------|-----|-----|--------|------|-------|-----|-----|-------|-------|-------|-----|------|------|-------|
| 22 | 744 | 21,048 | 5,421 | 6,941 | .330 | 1,194 | 223 | 480 | 10,021 | .476 | 4,502 | 437 | 192 | 1,173 | 3,143 | 2,912 | 305 | .408 | .884 | 1,496 |
|----|-----|--------|-------|-------|------|-------|-----|-----|--------|------|-------|-----|-----|-------|-------|-------|-----|------|------|-------|

|      |    |   |     |   |      |  |    |    |     |      |     |    |    |    |     |     |    |      |      |     |
|------|----|---|-----|---|------|--|----|----|-----|------|-----|----|----|----|-----|-----|----|------|------|-----|
| 1999 | 37 | 1,035   | 271 | 343   | .331 | 61   | 5  | 30 | 504 | .487 | 243 | 16 | 16 | 15 | 165 | 128 | 18 | .403 | .890 | 69  |
| 2000 | 35 | 1,007   | 254 | 331   | .329 | 69   | 2  | 42 | 530 | .526 | 233 |    |    |    | 158 | 159 | 11 | .426 | .952 |     |
| 2001 | 36 | 985   | 263 | 323   | .328 | 53   | 3  | 18 | 436 | .443 | 224 |    |    | 16 | 182 | 162 | 20 | .433 | .875 |     |
| 2002 | 31 | 909   | 154 | 255   | .281 | 25   | 1  | 24 | 354 | .389 | 137 |    |    |    | 195 | 132 | 14 | .380 | .770 | 106 |
| 2003 | 30 | 829   | 197 | 258   | .311 | 44   | 3  | 14 | 350 | .422 | 171 | 13 | 9  | 36 | 132 | 94  | 18 | .384 | .806 | 53  |
| 2004 | 38 | 1,035   | 251 | 331   | .320 | 61   | 5  | 11 | 435 | .420 | 214 | 23 | 16 | 51 | 128 | 114 | 46 | .398 | .818 | 69  |
| 2005 | 42 | <span style="border: 1px solid black;">1,207</span> | 307 | <span style="border: 1px solid black;">438</span> | .363 | <span style="border: 1px solid black;">88</span> | 10 | 28 | 630 | .522 | 269 | 10 | 16 | 30 | 151 | 126 | 26 | .426 | .948 | 66  |
| 2006 | 35 | 976   | 180 | 282   | .289 | 55   | 1  | 21 | 402 | .412 | 162 | 13 | 12 | 31 | 208 | 121 | 12 | .366 | .778 | 65  |

**BHS Single Season: Team Batting**

**Bold** = Division Champion Team

= Historical Best

| Year                             | G          | AB            | R            | H            | Avg         | 2B         | 3B        | HR         | TB           | SLG         | RBI          | SAC        | SF         | SB         | SO           | BB           | HB         | OBA         | OPS         | E          |
|----------------------------------|------------|---------------|--------------|--------------|-------------|------------|-----------|------------|--------------|-------------|--------------|------------|------------|------------|--------------|--------------|------------|-------------|-------------|------------|
| 2007                             | 35         | 999           | 218          | 309          | .309        | 57         | 3         | 18         | 426          | .426        | 179          |            |            |            | 170          | 131          | 20         | .400        | .826        |            |
| 2008                             | 31         | 874           | 210          | 274          | .314        | 43         | 4         | 21         | 388          | .444        | 175          | 13         | 8          | 21         | 144          | 154          | 17         | .417        | .861        |            |
| 2009                             | 36         | 1,024         | 226          | 313          | .306        | 45         | 2         | 28         | 446          | .436        | 200          | 12         | 9          | 33         | 210          | 148          | 37         | .405        | .840        | 81         |
| 2010                             | 35         | 973           | 177          | 284          | .292        | 39         | 4         | 9          | 358          | .368        | 151          | 16         | 15         | 40         | 197          | 112          | 17         | .365        | .732        | 77         |
| 2011                             | 34         | 936           | 149          | 262          | .280        | 56         | 5         | 7          | 349          | .373        | 109          | 9          | 2          | 21         | 197          | 104          | 23         | .362        | .735        | 64         |
| 2012                             | 33         | 918           | 151          | 286          | .312        | 48         | 4         | 12         | 378          | .412        | 135          | 10         | 3          | 19         | 146          | 84           | 22         | .378        | .790        | 62         |
| <b>Coach Jim Hawrysko Totals</b> |            |               |              |              |             |            |           |            |              |             |              |            |            |            |              |              |            |             |             |            |
| <b>14</b>                        | <b>488</b> | <b>13,707</b> | <b>3,008</b> | <b>4,289</b> | <b>.313</b> | <b>744</b> | <b>52</b> | <b>283</b> | <b>5,986</b> | <b>.437</b> | <b>2,602</b> | <b>135</b> | <b>106</b> | <b>313</b> | <b>2,383</b> | <b>1,769</b> | <b>301</b> | <b>.397</b> | <b>.834</b> | <b>712</b> |

|      |   |       |     |     |      |    |    |    |     |      |     |    |  |    |     |     |  |      |      |    |
|------|---|-------|-----|-----|------|----|----|----|-----|------|-----|----|--|----|-----|-----|--|------|------|----|
| 2013 | 34  | 907   | 206 | 292 | .322 | 48 | 4  | 13 | 387 | .427 | 175 | 40 | 0  | 71 | 145 | 102 | 28   | .407 | .834 | 50 |
| 2014 | 37  | 1,035 | 232 | 337 | .326 | 74 | 6  | 9  | 450 | .435 | 191 | 22 | 10   | 70 | 151 | 139 | 30   | .417 | .852 | 49 |
| 2015 | 34  | 1,018 | 282 | 356 | .350 | 52 | 10 | 28 | 512 | .503 | 213 | 16 | 18   | 39 | 152 | 112 | 36   | .426 | .929 | 56 |
| 2016 | 36  | 1,005 | 267 | 341 | .339 | 81 | 10 | 15 | 487 | .485 | 222 | 12 | 18   | 51 | 136 | 104 | 46   | .419 | .903 | 54 |
| 2017 | 36  | 980   | 252 | 313 | .319 | 45 | 6  | 12 | 406 | .414 | 217 | 11 | 11   | 71 | 164 | 128 | 38   | .414 | .828 | 44 |
| 2018 | 33  | 899   | 234 | 274 | .305 | 54 | 5  | 13 | 377 | .419 | 197 | 13 | 8  | 73 | 171 | 148 | 39   | .421 | .841 | 71 |
| 2019 | 38  | 1,014 | 308 | 321 | .317 | 65 | 2  | 20 | 450 | .444 | 250 | 10 | <span style="border: 1px solid black;">21</span> | 92 | 187 | 170 | <span style="border: 1px solid black;">47</span> | .430 | .874 | 64 |
| 2020 | <<< Season Cancelled due to COVID-19 Pandemic >>> |       |     |     |      |    |    |    |     |      |     |    |  |    |     |     |  |      |      |    |
| 2021 | 26  | 719   | 226 | 251 | .349 | 43 | 5  | 16 | 352 | .490 | 180 | 8  | 7  | 50 | 112 | 91  | 34   | .442 | .931 | 39 |

**Coach Pat Wire Totals**

|          |            |              |              |              |             |            |           |            |              |             |              |            |           |            |              |            |            |             |             |            |
|----------|------------|--------------|--------------|--------------|-------------|------------|-----------|------------|--------------|-------------|--------------|------------|-----------|------------|--------------|------------|------------|-------------|-------------|------------|
| <b>9</b> | <b>248</b> | <b>7,577</b> | <b>2,007</b> | <b>2,485</b> | <b>.328</b> | <b>462</b> | <b>48</b> | <b>126</b> | <b>3,421</b> | <b>.451</b> | <b>1,645</b> | <b>132</b> | <b>93</b> | <b>517</b> | <b>1,218</b> | <b>994</b> | <b>298</b> | <b>.421</b> | <b>.873</b> | <b>427</b> |
|----------|------------|--------------|--------------|--------------|-------------|------------|-----------|------------|--------------|-------------|--------------|------------|-----------|------------|--------------|------------|------------|-------------|-------------|------------|

**BHS Single Season: Team Batting**

**Bold** = Division Champion Team

= *Historical Best*


| Year                      | G   | AB    | R    | H    | Avg  | 2B   | 3B  | HR  | TB    | SLG  | RBI  | SAC | SF  | SB   | SO   | BB   | HB  | OBA  | OPS  | E    |
|---------------------------|-----|-------|------|------|------|------|-----|-----|-------|------|------|-----|-----|------|------|------|-----|------|------|------|
| Coaches Summary Page      |     |       |      |      |      |      |     |     |       |      |      |     |     |      |      |      |     |      |      |      |
| Coach Don Bock Totals     |     |       |      |      |      |      |     |     |       |      |      |     |     |      |      |      |     |      |      |      |
| 2                         | 46  | 718   | 103  | 198  | .276 | 28   | 4   | 4   | 246   | .343 | 81   |     |     | 34   | 109  | 61   |     | .332 | .675 | 52   |
| Coach Joe Plaskas Totals  |     |       |      |      |      |      |     |     |       |      |      |     |     |      |      |      |     |      |      |      |
| 9                         | 264 | 6461  | 1601 | 1935 | .299 | 287  | 99  | 96  | 2708  | .419 | 1283 | 180 | 0   | 542  | 1198 | 995  | 117 | .393 | .812 | 506  |
| Coach Kirby Smith Totals  |     |       |      |      |      |      |     |     |       |      |      |     |     |      |      |      |     |      |      |      |
| 22                        | 744 | 21048 | 5421 | 6941 | .330 | 1194 | 223 | 480 | 10021 | .476 | 4502 | 437 | 192 | 1173 | 3143 | 2912 | 305 | .408 | .884 | 1496 |
| Coach Jim Hawrysko Totals |     |       |      |      |      |      |     |     |       |      |      |     |     |      |      |      |     |      |      |      |
| 14                        | 488 | 13707 | 3008 | 4289 | .313 | 744  | 52  | 283 | 5986  | .437 | 2602 | 135 | 106 | 313  | 2383 | 1769 | 301 | .397 | .834 | 712  |
| Coach Pat Wire Totals     |     |       |      |      |      |      |     |     |       |      |      |     |     |      |      |      |     |      |      |      |
| 9                         | 248 | 7577  | 2007 | 2485 | .328 | 462  | 48  | 126 | 3421  | .451 | 1645 | 132 | 93  | 517  | 1218 | 994  | 298 | .421 | .873 | 427  |

LEGEND  
 - = data no longer recorded  
 " " = no information  
 0 = zero

**BHS Single Season: Team Pitching**

**Bold** Champion Team

- = no data



= *Historical Best*

| Year                         | G         | W         | L         | T | S        | CG       | SH       | IP           | BFP        | H          | 2B | 3B | HR | R         | ER        | SO         | BB        | HB        | WP        | ERA         | K%         | BB%        | WHIP        |  |
|------------------------------|-----------|-----------|-----------|---|----------|----------|----------|--------------|------------|------------|----|----|----|-----------|-----------|------------|-----------|-----------|-----------|-------------|------------|------------|-------------|--|
| 1966                         | 21        | 12        | 7         |   | 0        | 7        | 0        | 139.1        | 625        | 112        |    |    |    | 78        | 49        | 143        | 73        | 10        | 19        | 2.46        | 23%        | 12%        | 1.33        |  |
| 1967                         | 25        | 14        | 8         |   |          |          |          |              |            |            |    |    |    |           |           |            |           |           |           |             |            |            |             |  |
| <b>Coach Don Bock Totals</b> |           |           |           |   |          |          |          |              |            |            |    |    |    |           |           |            |           |           |           |             |            |            |             |  |
|                              | <b>46</b> | <b>26</b> | <b>15</b> |   | <b>0</b> | <b>7</b> | <b>0</b> | <b>139.1</b> | <b>625</b> | <b>112</b> |    |    |    | <b>78</b> | <b>49</b> | <b>143</b> | <b>73</b> | <b>10</b> | <b>19</b> | <b>2.46</b> | <b>23%</b> | <b>12%</b> | <b>1.33</b> |  |


|                                 |           |            |            |           |          |            |           |                |              |              |  |  |  |            |            |              |            |            |            |             |            |            |             |  |
|---------------------------------|-----------|------------|------------|-----------|----------|------------|-----------|----------------|--------------|--------------|--|--|--|------------|------------|--------------|------------|------------|------------|-------------|------------|------------|-------------|--|
| 1968                            | 24        | 10         | 14         |           |          |            |           |                |              |              |  |  |  |            |            |              |            |            |            |             |            |            |             |  |
| 1969                            | 28        | 11         | 14         |           | 0        | 14         | 2         | 173            | 764          | 145          |  |  |  | 97         | 55         | 165          | <b>68</b>  | 4          | 12         | 2.23        | 22%        | 9%         | 1.23        |  |
| <b>1970</b>                     | <b>27</b> | <b>21</b>  | <b>6</b>   |           | <b>0</b> | <b>16</b>  | <b>1</b>  | <b>177</b>     | <b>803</b>   | <b>145</b>   |  |  |  | <b>98</b>  | <b>59</b>  | <b>148</b>   | <b>111</b> | <b>16</b>  | <b>18</b>  | <b>2.33</b> | <b>18%</b> | <b>14%</b> | <b>1.45</b> |  |
| <b>1971</b>                     | <b>30</b> | <b>24</b>  | <b>6</b>   |           | <b>0</b> | <b>11</b>  | <b>3</b>  | <b>201</b>     | <b>806</b>   | <b>144</b>   |  |  |  | <b>90</b>  | <b>65</b>  | <b>216</b>   | <b>100</b> | <b>18</b>  | <b>13</b>  | <b>2.26</b> | <b>27%</b> | <b>12%</b> | <b>1.21</b> |  |
| <b>1972</b>                     | <b>26</b> | <b>18</b>  | <b>8</b>   |           | <b>0</b> | <b>17</b>  | <b>3</b>  | <b>168</b>     | <b>715</b>   | <b>108</b>   |  |  |  | <b>58</b>  | <b>23</b>  | <b>187</b>   | <b>81</b>  | <b>13</b>  | <b>15</b>  | <b>0.96</b> | <b>26%</b> | <b>11%</b> | <b>1.13</b> |  |
| 1973                            | 30        | 21         | 8          |           | 0        | 18         | 9         | 211            | 927          | 158          |  |  |  | 103        | 65         | 245          | 114        | 15         | 10         | 2.16        | 26%        | 12%        | 1.29        |  |
| 1974                            | 30        | 24         | 6          |           | 0        | 24         | 9         | 207.1          | 865          | 139          |  |  |  | 96         | 44         | 295          | 102        | 7          | <b>6</b>   | 1.49        | <b>34%</b> | 12%        | <b>1.16</b> |  |
| 1975                            | 32        | 21         | 11         |           | 0        | 21         | 3         | 223.2          | 972          | 172          |  |  |  | 115        | 75         | 271          | 123        | 8          | 13         | 2.35        | 28%        | 13%        | 1.32        |  |
| 1976                            | 37        | 29         | 8          |           | 0        | <b>25</b>  | 2         | 242.2          | 1,101        | 182          |  |  |  | 127        | 76         | 277          | 168        | 21         | 27         | 2.19        | 25%        | 15%        | 1.44        |  |
| <b>Coach Joe Plaskas Totals</b> |           |            |            |           |          |            |           |                |              |              |  |  |  |            |            |              |            |            |            |             |            |            |             |  |
|                                 | <b>9</b>  | <b>264</b> | <b>179</b> | <b>81</b> | <b>0</b> | <b>146</b> | <b>32</b> | <b>1,603.2</b> | <b>6,953</b> | <b>1,193</b> |  |  |  | <b>784</b> | <b>462</b> | <b>1,804</b> | <b>867</b> | <b>102</b> | <b>114</b> | <b>2.02</b> | <b>26%</b> | <b>12%</b> | <b>1.28</b> |  |

|             |           |           |           |  |          |           |          |            |            |            |           |          |          |            |           |            |            |           |           |             |            |            |             |
|-------------|-----------|-----------|-----------|--|----------|-----------|----------|------------|------------|------------|-----------|----------|----------|------------|-----------|------------|------------|-----------|-----------|-------------|------------|------------|-------------|
| 1977        | 32        | 21        | 10        |  | 2        | 0         | 0        | 206        | 908        | 180        |           |          |          | 127        | 93        | 227        | 150        |           | 21        | 3.16        | 25%        | 17%        | 1.60        |
| <b>1978</b> | <b>29</b> | <b>26</b> | <b>3</b>  |  | <b>6</b> | <b>17</b> | <b>2</b> | <b>195</b> | <b>853</b> | <b>146</b> |           |          |          | <b>106</b> | <b>66</b> | <b>160</b> | <b>108</b> | <b>13</b> | <b>32</b> | <b>2.37</b> | <b>19%</b> | <b>13%</b> | <b>1.30</b> |
| <b>1979</b> | <b>27</b> | <b>16</b> | <b>10</b> |  | <b>6</b> | <b>7</b>  | <b>0</b> | <b>177</b> | <b>813</b> | <b>141</b> | <b>16</b> | <b>1</b> | <b>5</b> | <b>110</b> | <b>83</b> | <b>133</b> | <b>136</b> | <b>7</b>  | <b>12</b> | <b>3.28</b> | <b>16%</b> | <b>17%</b> | <b>1.56</b> |
| <b>1980</b> | <b>32</b> | <b>25</b> | <b>7</b>  |  | <b>4</b> | <b>23</b> | <b>4</b> | <b>223</b> | <b>858</b> | <b>166</b> | <b>35</b> | <b>4</b> | <b>3</b> | <b>93</b>  | <b>72</b> | <b>196</b> | <b>113</b> | <b>10</b> | <b>9</b>  | <b>2.26</b> | <b>23%</b> | <b>13%</b> | <b>1.25</b> |
| 1981        | 28        | 14        | 13        |  | 1        | 13        | 0        | 187        | 825        | 151        | 23        | 2        | 4        | 136        | 76        | 189        | 104        | 9         | 13        | 2.84        | 23%        | 13%        | 1.36        |
| 1982        | 25        | 15        | 10        |  | <b>9</b> | 3         | 1        | 166        | 758        | 146        | 28        | 6        | 14       | 134        | 83        | 176        | 119        | 7         | 33        | 3.50        | 23%        | 16%        | 1.60        |
| 1983        | 30        | 23        | 7         |  | 8        | 13        | 3        | 202.2      | 911        | 145        | 17        | 5        | 9        | 113        | 73        | 232        | 129        | 3         | 33        | 2.52        | 25%        | 14%        | 1.35        |

**BHS Single Season: Team Pitching**

**Bold** Champion Team

- = no data



= *Historical Best*

| Year | G  | W  | L  | T | S | CG | SH | IP    | BFP   | H   | 2B | 3B | HR | R   | ER  | SO  | BB  | HB | WP | ERA  | K%  | BB% | WHIP |
|------|----|----|----|---|---|----|----|-------|-------|-----|----|----|----|-----|-----|-----|-----|----|----|------|-----|-----|------|
| 1984 | 29 | 18 | 10 |   | 2 | 12 | 2  | 200   | 919   | 165 | 22 | 2  | 24 | 137 | 99  | 213 | 124 | 10 | 31 | 3.47 | 23% | 13% | 1.45 |
| 1985 | 29 | 20 | 8  |   | 7 | 3  | 1  | 189   | 922   | 213 | 30 | 4  | 12 | 156 | 121 | 138 | 123 | 7  | 8  | 4.48 | 15% | 13% | 1.78 |
| 1986 | 38 | 33 | 5  |   | 5 | 20 | 2  | 253   | 1,114 | 215 | 41 | 5  | 21 | 151 | 105 | 258 | 130 | 15 | 24 | 2.91 | 23% | 12% | 1.36 |
| 1987 | 36 | 31 | 5  |   | 5 | 23 | 7  | 248   | 1,081 | 191 | 32 | 1  | 5  | 117 | 81  | 328 | 121 | 10 | 13 | 2.29 | 30% | 11% | 1.26 |
| 1988 | 38 | 28 | 8  |   | 3 | 15 | 2  | 249.2 | 1,235 | 248 | 44 | 3  | 7  | 198 | 134 | 292 | 192 | 16 | 64 | 3.76 | 24% | 16% | 1.76 |
| 1989 | 35 | 25 | 9  |   | 7 | 14 | 3  | 241   | 1,106 | 196 | 35 | 5  | 7  | 152 | 96  | 229 | 157 | 10 | 39 | 2.79 | 21% | 14% | 1.46 |
| 1990 | 35 | 23 | 12 |   | 3 | 12 | 5  | 238.2 | 1,120 | 232 | 36 | 3  | 7  | 166 | 105 | 217 | 130 | 18 | 41 | 3.08 | 19% | 12% | 1.52 |
| 1991 | 34 | 25 | 9  |   | 2 | 16 | 4  | 230.2 | 1,027 | 189 | 27 | 5  | 8  | 136 | 90  | 199 | 128 | 14 | 30 | 2.73 | 19% | 12% | 1.37 |
| 1992 | 35 | 23 | 11 |   | 7 | 12 | 2  | 234.2 | 1,056 | 220 | 34 | 4  | 4  | 139 | 85  | 190 | 84  | 18 | 20 | 2.54 | 18% | 8%  | 1.30 |
| 1993 | 33 | 27 | 6  |   | 7 | 17 | 3  | 219.2 | 994   | 201 | 33 | 1  | 11 | 137 | 100 | 228 | 107 | 17 | 32 | 3.19 | 23% | 11% | 1.40 |
| 1994 | 38 | 27 | 11 |   | 5 | 12 | 1  | 262.1 | 1,234 | 268 | 39 | 4  | 18 | 193 | 138 | 219 | 152 | 19 | 44 | 3.68 | 18% | 12% | 1.60 |
| 1995 | 41 | 34 | 7  |   | 9 | 12 | 6  | 281.1 | 1,211 | 204 | 30 | 2  | 8  | 140 | 78  | 254 | 130 | 25 | 25 | 1.94 | 21% | 11% | 1.19 |
| 1996 | 37 | 23 | 14 |   | 9 | 8  | 2  | 262   | 1,180 | 224 | 35 | 2  | 15 | 164 | 108 | 247 | 124 | 17 | 32 | 2.89 | 21% | 11% | 1.33 |
| 1997 | 40 | 28 | 12 |   | 5 | 15 | 7  | 267   | 1,231 | 243 | 34 | 1  | 15 | 177 | 105 | 269 | 134 | 25 | 33 | 2.75 | 22% | 11% | 1.41 |
| 1998 | 43 | 34 | 9  |   | 1 | 21 | 6  | 276.2 | 1,216 | 252 | 40 | 2  | 10 | 132 | 94  | 279 | 111 | 14 | 20 | 2.38 | 23% | 9%  | 1.31 |

**Coach Kirby Smith Totals**


|    |     |     |     |  |     |     |    |         |        |       |     |    |     |      |       |       |      |     |     |      |     |     |      |
|----|-----|-----|-----|--|-----|-----|----|---------|--------|-------|-----|----|-----|------|-------|-------|------|-----|-----|------|-----|-----|------|
| 22 | 744 | 539 | 196 |  | 113 | 288 | 63 | 5,010.1 | 22,572 | 4,336 | 631 | 62 | 207 | #### | 2,085 | 4,873 | #### | 284 | 609 | 2.91 | 22% | 12% | 1.43 |
|----|-----|-----|-----|--|-----|-----|----|---------|--------|-------|-----|----|-----|------|-------|-------|------|-----|-----|------|-----|-----|------|

|      |    |    |    |  |   |    |    |       |       |     |  |  |    |     |     |     |     |    |    |      |     |     |      |
|------|----|----|----|--|---|----|----|-------|-------|-----|--|--|----|-----|-----|-----|-----|----|----|------|-----|-----|------|
| 1999 | 37 | 22 | 15 |  | 0 | 12 | 5  | 233.2 | 1,072 | 223 |  |  | 15 | 196 | 155 | 263 | 119 | 22 | 45 | 4.64 | 25% | 11% | 1.46 |
| 2000 | 35 | 18 | 17 |  | 4 | 10 |    | 238.2 | 1,181 | 255 |  |  |    | 237 | 169 | 249 | 140 |    |    | 4.96 | 21% | 12% | 1.66 |
| 2001 | 36 | 23 | 13 |  | 3 | 10 |    | 241   | 1,173 | 251 |  |  |    | 197 | 129 | 230 | 150 | 21 | 26 | 3.75 | 20% | 13% | 1.66 |
| 2002 | 31 | 9  | 22 |  | 4 | 9  | 0  | 217.2 | 1,090 | 238 |  |  | 15 | 214 | 133 | 207 | 141 | 19 | 26 | 4.28 | 19% | 13% | 1.74 |
| 2003 | 30 | 16 | 14 |  | 1 | 12 | 2  | 192.2 | 924   | 210 |  |  | 9  | 146 | 108 | 189 | 114 | 20 | 36 | 3.92 | 20% | 12% | 1.68 |
| 2004 | 38 | 27 | 11 |  | 1 | 19 | 6  | 251   | 1,092 | 204 |  |  | 11 | 128 | 91  | 258 | 98  | 20 | 23 | 2.54 | 24% | 9%  | 1.20 |
| 2005 | 42 | 35 | 7  |  | 6 | 20 | 10 | 277   | 1,249 | 238 |  |  | 20 | 168 | 120 | 271 | 119 | 32 | 15 | 3.03 | 22% | 10% | 1.29 |

**BHS Single Season: Team Pitching**

**Bold** Champion Team

- = no data



= *Historical Best*

| Year                             | G   | W          | L          | T        | S         | CG         | SH        | IP             | BFP           | H            | 2B        | 3B       | HR         | R           | ER           | SO           | BB          | HB         | WP         | ERA         | K%         | BB%        | WHIP        |
|----------------------------------|---|------------|------------|----------|-----------|------------|-----------|----------------|---------------|--------------|-----------|----------|------------|-------------|--------------|--------------|-------------|------------|------------|-------------|------------|------------|-------------|
| 2006                             | 35  | 17         | 18         |          | 3         | 13         | 3         | 235.1          | 1,079         | 237          |           |          | 10         | 159         | 115          | 229          | 129         | 22         | 27         | 3.42        | 21%        | 12%        | 1.56        |
| 2007                             | 35  | 17         | 18         |          | 3         |            |           | 235.1          | 1,064         | 194          | 30        | 3        | 4          | 143         | 88           | 235          | 126         | 14         |            | 2.62        | 22%        | 12%        | 1.36        |
| 2008                             | 31  | 18         | 13         |          | 3         | 5          | 0         | 218            | 1,004         | 220          |           |          | 10         | 179         | 124          | 231          | 125         | 13         |            | 3.98        | 23%        | 12%        | 1.58        |
| 2009                             | 36  | 21         | 15         |          | 3         | 12         | 5         | 247.2          | 1,198         | 251          |           |          | 15         | 183         | 137          | 271          | 135         | 23         | 27         | 3.87        | 23%        | 11%        | 1.56        |
| 2010                             | 35  | 20         | 15         |          | 6         | 11         | 7         | 244.1          | 1,102         | 214          |           |          | 7          | 147         | 98           | 260          | 139         | 8          | 26         | 2.81        | 24%        | 13%        | 1.44        |
| 2011                             | 34  | 7          | 27         |          | 3         | 4          | 2         | 221.2          | 1,119         | 277          |           |          | 18         | 227         | 185          | 201          | 154         | 18         | 17         | 5.84        | 18%        | 14%        | 1.94        |
| 2012                             | 33  | 18         | 15         |          | 3         | 13         | 3         | 223.1          | 1,019         | 223          |           |          | 9          | 153         | 131          | 201          | 89          | 31         | 32         | 4.11        | 20%        | 9%         | 1.40        |
| <b>Coach Jim Hawrysko Totals</b> |   |            |            |          |           |            |           |                |               |              |           |          |            |             |              |              |             |            |            |             |            |            |             |
| <b>14</b>                        | <b>488</b>  | <b>268</b> | <b>220</b> |          | <b>43</b> | <b>150</b> | <b>43</b> | <b>3,277.1</b> | <b>15,366</b> | <b>3,235</b> | <b>30</b> | <b>3</b> | <b>143</b> | <b>####</b> | <b>1,783</b> | <b>3,295</b> | <b>####</b> | <b>263</b> | <b>300</b> | <b>3.81</b> | <b>21%</b> | <b>12%</b> | <b>1.53</b> |
| 2013                             | 34  | 22         | 12         |          | 5         | -          | -         | 225.1          | 1,030         | 247          | -         | -        | -          | 160         | 110          | 176          | 103         | 36         | -          | 3.42        | 17%        | 10%        | 1.55        |
| 2014                             | 37  | 26         | 11         |          | 8         | -          | -         | 253.1          | 1,131         | 203          | -         | -        | 8          | 135         | 103          | 217          | 140         | 23         | 32         | 2.85        | 19%        | 12%        | 1.35        |
| 2015                             | 34  | 24         | 10         |          | 4         | -          | -         | 232.0          | 1,107         | 281          | -         | -        | 10         | 177         | 126          | 174          | 117         | 18         | 21         | 3.80        | 16%        | 11%        | 1.72        |
| 2016                             | 36  | 27         | 9          |          | 3         | -          | -         | 235.2          | 1,039         | 187          | -         | -        | 7          | 124         | 79           | 236          | 113         | 36         | 51         | 2.35        | 23%        | 11%        | 1.27        |
| 2017                             | 36  | 28         | 8          |          | 4         | -          | -         | 238.0          | 1,028         | 194          | -         | -        | 1          | 102         | 76           | 272          | 110         | 22         | 38         | 2.24        | 26%        | 11%        | 1.28        |
| 2018                             | 33  | 23         | 8          | 2        | 11        |            |           | 220.0          | 1,028         | 219          |           |          | 2          | 143         | 91           | 192          | 88          | 35         | 30         | 2.90        | 19%        | 9%         | 1.40        |
| 2019                             | 38  | 30         | 8          |          | 4         | -          | -         | 244.1          | 1,078         | 180          | -         | -        | 5          | 119         | 66           | 289          | 110         | 37         | 21         | 1.89        | 27%        | 10%        | 1.19        |
| 2020                             | <<< Season Cancelled due to COVID-19 Pandemic >>> |            |            |          |           |            |           |                |               |              |           |          |            |             |              |              |             |            |            |             |            |            |             |
| 2021                             | 26  | 21         | 5          |          | 6         |            |           | 162            | 722           | 139          |           |          | 5          | 77          | 54           | 198          | 69          | 19         | 20         | 2.33        | 27%        | 10%        | 1.28        |
| <b>Coach Pat Wire Totals</b>     |   |            |            |          |           |            |           |                |               |              |           |          |            |             |              |              |             |            |            |             |            |            |             |
| <b>9</b>                         | <b>274</b>  | <b>201</b> | <b>71</b>  | <b>2</b> | <b>45</b> | <b>-</b>   | <b>-</b>  | <b>1810.2</b>  | <b>8163</b>   | <b>1650</b>  | <b>-</b>  | <b>-</b> | <b>38</b>  | <b>1037</b> | <b>705</b>   | <b>1754</b>  | <b>850</b>  | <b>226</b> | <b>213</b> | <b>2.73</b> | <b>21%</b> | <b>10%</b> | <b>1.38</b> |



**BHS Single Season: Team Pitching**

**Bold** Champion Team

- = no data



= *Historical Best*

| Year                             | G   | W   | L   | T | S   | CG  | SH | IP      | BFP    | H     | 2B  | 3B | HR  | R     | ER    | SO    | BB    | HB  | WP  | ERA  | K%  | BB% | WHIP |
|----------------------------------|-----|-----|-----|---|-----|-----|----|---------|--------|-------|-----|----|-----|-------|-------|-------|-------|-----|-----|------|-----|-----|------|
| <b>Coaches Summary Page</b>      |     |     |     |   |     |     |    |         |        |       |     |    |     |       |       |       |       |     |     |      |     |     |      |
| <b>Coach Don Bock Totals</b>     |     |     |     |   |     |     |    |         |        |       |     |    |     |       |       |       |       |     |     |      |     |     |      |
| 2                                | 46  | 26  | 15  |   | 0   | 7   | 0  | 139.1   | 625    | 112   |     |    |     | 78    | 49    | 143   | 73    | 10  | 19  | 2.46 | 23% | 12% | 1.33 |
| <b>Coach Joe Plaskas Totals</b>  |     |     |     |   |     |     |    |         |        |       |     |    |     |       |       |       |       |     |     |      |     |     |      |
| 9                                | 264 | 179 | 81  |   | 0   | 146 | 32 | 1,603.2 | 6,953  | 1,193 |     |    |     | 784   | 462   | 1,804 | 867   | ### | 114 | 2.02 | 26% | 12% | 1.28 |
| <b>Coach Kirby Smith Totals</b>  |     |     |     |   |     |     |    |         |        |       |     |    |     |       |       |       |       |     |     |      |     |     |      |
| 22                               | 744 | 539 | 196 |   | 113 | 288 | 63 | 5,010.1 | 22,572 | 4,336 | 631 | 62 | 207 | 3,114 | 2,085 | 4,873 | 2,806 | ### | 609 | 2.91 | 22% | 12% | 1.43 |
| <b>Coach Jim Hawrysko Totals</b> |     |     |     |   |     |     |    |         |        |       |     |    |     |       |       |       |       |     |     |      |     |     |      |
| 14                               | 488 | 268 | 220 |   | 43  | 150 | 43 | 3,277.1 | 15,366 | 3,235 | 30  | 3  | 143 | 2,477 | 1,783 | 3,295 | 1,778 | ### | 300 | 3.81 | 21% | 12% | 1.53 |
| <b>Coach Pat Wire Totals</b>     |     |     |     |   |     |     |    |         |        |       |     |    |     |       |       |       |       |     |     |      |     |     |      |
| 9                                | 274 | 201 | 71  | 2 | 45  | -   | -  | 1,810.2 | 8,163  | 1,650 | -   | -  | 38  | 1,037 | 705   | 1,754 | 850   | ### | 213 | 2.73 | 21% | 10% | 1.38 |

LEGEND  
 - = data no longer recorded  
 " " = no information  
 0 = zero

**BHS Graduates Playing College/Professional Baseball (Listed Alphabetically)**

| <b>Grad Yr</b> | <b>Name</b>                | <b>College</b>                         | <b>Professional</b>  |
|----------------|----------------------------|--|--|
| 1985           | Abernethy, Tom             | Dennison                               |  |
| 2018           | Acosta, Tyler              | State College of Florida / Purdue Univ | Drafted Arizona D-Backs 39th Rd                            |
| 1979           | Ahlgrim, Jon               | Harrisberg JC                          |  |
| 2011           | Alfonso, Ricky             | Indiana University                     |  |
| 1996           | Alley, Eric                | Iowa University                        |  |
| 1988           | Anderson, Dave             | University of Minnesota                |  |
| 1995           | Anderson, Jon              | University of Illinois                 |  |
| 1991           | Armetta, Jason             | Miami of Ohio                          |  |
| <b>2020</b>    | <b>Armstrong, Sterling</b> | <b>Concordia University Wisconsin</b>  |  |
| 1971           | Atamanian, Tom             | South Alabama                          |  |
| 1985           | Bauser, John               | Evansville                             |  |
| 2011           | Beath, Doug                | Oakland University                     |  |
| 1986           | Beaubien, Bob              | Cornell (Iowa)/Northwestern            |  |
| 1995           | Bey, Billy                 | William & Mary                         |  |
| 2007           | Bieniek, Bob               | St. Joseph's College                   |  |
| 1990           | Birmingham, Matt           | University of Iowa                     |  |
| 1990           | Blue, Matt                 | Northwestern University                |  |
| 1978           | Bock, Brian                | University of Illinois                 |  |
| 1981           | Bogdanske, John            | Augustana                              |  |
| 1991           | Boka, Ben                  |  | Pittsburgh Pirates (A), Baltimore Orioles (A), NY Mets (A) |
| 1971           | Bond, Clayton              | Northwestern University                |  |
| 2001           | Bongiovanni, Vince         | University of Miami                    | Arizona D-Back, Toronto Bluejays (AA)                      |
| 1976           | Bottom, Steve              | Valpariso                              |  |
| 1988           | Bradley, Byron             | Indiana University                     | Chicago Cubs (A)   |
| 1971           | Bradley, Gary              | Drake / Illinois State                 |  |
| 1987           | Bradley, Mike              | University of Iowa                     |  |
| 1987           | Brauch, Marty              | University of Iowa                     |  |
| 1995           | Brauch, Robert             | Illinois State University              |  |
| 1996           | Brawley, Mike              | St. Mary's (MN)                        |  |
| 2010           | Brignola, Anthony          | John Logan C C                         |  |
| 2004           | Broughton, Gabe            | Middlebury University                  |  |
| 2002           | Broughton, Nick            | Oberlin College                        |  |
| 2003           | Bucalo, Dustin             | Butler University                      |  |
| 2010           | Buchholz, Sean             | John Logan C C/ Southern Mississippi   |  |
| 1999           | Butitta, Dom               | Miami of Ohio                          |  |
| 2006           | Chapman, Billy             | Oakton CC / North Park                 |  |
| 2016           | Chapman, Jacob             | Illinois Wesleyan University           |  |
| <b>2020</b>    | <b>Christoffer, A.J.</b>   | <b>Rock Valley College</b>             |  |
| 1988           | Coll, Brian                | Army                                   |  |
| 2004           | Combs, Marty               | Wheaton College                        |  |
| 2008           | Conroy, Tim                | Butler University                      |  |
| 2001           | Contreras, Mike            | Oakton CC                              |  |
| 1994           | Contreras, Oscar           | Hutchingson JC / Emporia State (KS)    |  |
| 2014           | Covek, Jack                | Concordia University Wisconsin         |  |
| 2015           | Covek, Nick                | Concordia University Wisconsin         |  |
| 1995           | Culver, Trent              | St. Mary's (MN)                        |  |
| 1985           | Cummings, Chris            | North Carolina                         |  |
| 2017           | Davis, Sean                | Monmouth College                       |  |

**BHS Graduates Playing College/Professional Baseball (Listed Alphabetically)**

| <b>Grad Yr</b> | <b>Name</b>          | <b>College</b>                      | <b>Professional</b> |
|----------------|----------------------|-------------------------------------|---------------------|
| 2009           | Day, John            | Evansville                          |                     |
| 2016           | Day, Jimmy           | University of Evansville            |                     |
| 2005           | DiMonte, Tony        | Bradley University                  |                     |
| 2015           | Dodge, Casey         | University of Illinois              |                     |
| 1973           | Donavan, Kevin       | Cornell (Iowa)                      |                     |
| <b>2020</b>    | <b>Donlea, Brian</b> | <b>Morton College</b>               |                     |
| 1993           | Doty, Zack           | McHenry JC                          |                     |
| 2013           | Dowdy, Eric          | University of Illinois (Club)       |                     |
| 1970           | Duhaime, Mike        | Drake University                    |                     |
| 1980           | Dunn, Chuck          | Georgia Tech                        |                     |
| 1984           | Eckl, Bob            | University of Wisconsin             |                     |
| 2019           | Elliott, Clark       | University of Michigan              |                     |
| 1993           | Engle, Jeremy        | Northwestern University             |                     |
| 2018           | Ensign, Daniel       | Gordon College                      |                     |
| 1999           | Ermilio, Rocky       | Harper CC                           |                     |
| 1984           | Evanger, Jim         | Midwest Missouri JC                 |                     |
| 1986           | Faith, Peter         | University of Illinois              |                     |
| 1999           | Favia, Frank         | Northwestern University             |                     |
| 1996           | Feit, Mike Jr.       | Belleville JC                       |                     |
| 1998           | Flubacker, Kyle      | Vanderbilt University               |                     |
| 2010           | Foderaro, Derrick    | Kishwaukee CC                       |                     |
| 2002           | Franzese, Jon        | Miami of Ohio                       |                     |
| 1995           | Franzese, Nick       | Northwestern University             |                     |
| <b>2020</b>    | <b>Gazda, Nate</b>   | <b>Oakton Community College</b>     |                     |
| 1976           | George, Leo          | SMU                                 | Chicago Cubs (A)    |
| 2004           | Gibson, Nate         | Harper CC                           |                     |
| 1991           | Glendinning, Brent   | University of Iowa                  |                     |
| 2010           | Gockenback, Jim      | Harper CC                           |                     |
| 1981           | Goebbert, Lloyd      | Harper JC                           |                     |
| 2017           | Gosswein, Blake      | Concordia University Wisconsin      |                     |
| 2017           | Gosswein, Brooks     | Butler University                   |                     |
| 2008           | Grabowski, Bryan     | Rockford College                    |                     |
| 1980           | Hale Dan             | New Mexico / Old Dominion           | Boston Red Sox (A)  |
| 2007           | Hall, Dain           | Villanova University                |                     |
| 1990           | Henderson, Craig     | Parkland JC / Northeastern Illinois |                     |
| 1971           | Holke, Bill          | Drake University                    |                     |
| 2009           | Holke, Chris         | Harper CC/North Dakota University   |                     |
| <b>2020</b>    | <b>Holler, Nate</b>  | <b>Kennesaw State University</b>    |                     |
| 1988           | Huddlestun, Jason    | Kenyon                              |                     |
| 1979           | Hugo, Bill           | Williams College                    |                     |
| 1992           | Hurzeler, Jim        | Loyola Marymount                    |                     |
| 2008           | Janezic, Steve       | Judson University                   |                     |
| 1999           | Jarrard, Clisby      | Hope College                        |                     |
| 1994           | Jensen, Patrick      | University of Illinois              |                     |
| 1995           | Johnson, Jermaine    |                                     | Cubs (A)            |
| 2015           | Johnson, Luke        | McKendree University                |                     |
| 2004           | Judson, Tim          | Hope College                        |                     |
| 1980           | Kelsch, Joe          | Northwestern University             |                     |

**BHS Graduates Playing College/Professional Baseball (Listed Alphabetically)**

| <b>Grad Yr</b> | <b>Name</b>           | <b>College</b>                          | <b>Professional</b> |
|----------------|-----------------------|---|---------------------|
| 2000           | Kerns, Andrew         | Amherst                                 |                     |
| 1978           | Koch, Steve           | Illinois State                          |                     |
| 1972           | Koenen, John          | University of Kentucky                  |                     |
| 2017           | Kozlowski, Eric       | Illinois Wesleyan University            |                     |
| 1990           | Kraus, Matt           | University of Iowa                      |                     |
| 2002           | Krull, Ken            | College Of Dupage/ Rockford University  |                     |
| 1991           | Kruse, John           | Harper CC                               |                     |
| 1981           | Larsen, Paul          | Northern Illinois                       |                     |
| 1999           | Leng, Carl            | Augustana College                       |                     |
| 2014           | Lenz, Jack            | Washington & Lee University             |                     |
| 1981           | Lerum, Dean           | Harper CC                               |                     |
| 1986           | Levin, Mark           | Purdue University                       |                     |
| 2013           | Lidge, Ryan           | Notre Dame University                   | NY Yankees (A)      |
| 2002           | Lindberg, Chris       | Illinois Wesleyan University            |                     |
| 2014           | Lombardi, Anthony     | Concordia University Wisconsin          |                     |
| 1979           | Lombardo, John        | Ripon                                   |                     |
| 2017           | Loutos, Ryan          | Washington University                   |                     |
| 1972           | Lyman, Greg           | Oregon                                  |                     |
| 1998           | Mack, Robert          |   | Independent League  |
| 1970           | Mackey, Robert        | Southern Illinois University            |                     |
| 2005           | Maropis, Derek        | Truman State                            |                     |
| 2005           | Marshall, Eric        | Texas Christian University              |                     |
| 2005           | McBee, Kevin          | Harper CC                               |                     |
| 2010           | McDonnell, Robby      | University of Illinois                  | LA Dodgers (R)      |
| 2004           | McGuire, Mike         | Carthage University                     |                     |
| 1996           | McNichols, Sean       | Viterbo / University Illinois (Chicago) |                     |
| 1988           | Mensik, Tony          | Indiana University                      |                     |
| 2013           | Mesa, Romaus          | Harper CC                               |                     |
| 2018           | Meyer, Jake           | Roosevelt University                    |                     |
| 2016           | Michaels, Tristan     | College of Lake County                  |                     |
| 1999           | Mickey, David         | University of Illinois                  |                     |
| 2018           | Mitchell, David       | Rock Valley College                     |                     |
| 1989           | Minchk, Kevin         | University of Iowa                      |                     |
| 1977           | Mogle, Tom            | Yale                                    |                     |
| 1989           | Morgan, Doug          | Luther College                          |                     |
| 2013           | Nelson, Scott         | Washington University                   |                     |
| <b>2020</b>    | <b>Nery, Adrian</b>   | <b>Morton College</b>                   |                     |
| 1986           | Noreen, Keith         | University of Iowa                      | Atlanta Braves (A)  |
| <b>2020</b>    | <b>Nowicki, R.J.</b>  | <b>Northern Illinois University</b>     |                     |
| 2004           | O'Connell, Drew       | John Logan CC                           |                     |
| 2004           | O'Hara, Joe           | Amherst College                         |                     |
| 2004           | Over, Matt            | Truman State                            |                     |
| 1982           | Oviatt, John          | Ohio University / DePauw                |                     |
| 1981           | Owen, Chip            | Northwestern University                 |                     |
| 2016           | Palomo, Levi          | Augustana College                       |                     |
| 2001           | Payton, Grant         | Illinois Valley CC                      |                     |
| <b>2020</b>    | <b>Pecora, Johnny</b> | <b>Univ. of Wisconsin Eau Claire</b>    |                     |
| 2015           | Petersen, Jake        | College of Lake County                  |                     |

**BHS Graduates Playing College/Professional Baseball (Listed Alphabetically)**

| <b>Grad Yr</b> | <b>Name</b>            | <b>College</b>                 | <b>Professional</b>      |
|----------------|------------------------|--------------------------------|--------------------------|
| <b>2020</b>    | <b>Petersen, Rayth</b> | <b>Morton College</b>          |                          |
| 1978           | Petersen, Steve        | Lake County / South Alabama    |                          |
| 1980           | Pfieffer, Dan          | Evansville                     |                          |
| 2015           | Pfieffer, Mitch        | Illinois Wesleyan University   |                          |
| 1988           | Plaskas, Brett         | Dartmouth                      |                          |
| 2000           | Pohlman, Dan           | Northwestern University        | Arizona Diamondbacks (A) |
| 2013           | Poidomani, Macray      | Northwestern University (Club) |                          |
| 1992           | Pollack, Brian         | Oakton CC                      |                          |
| 1992           | Post, Mark             | University of Virginia         |                          |
| 1978           | Proksa, Bill           | Lake County / South Alabama    |                          |
| 1994           | Rasmussen, Steve       | University of Iowa             |                          |
| 2010           | Rathman, Paul          | Harper CC                      |                          |
| 1989           | Raymond, Joe           | Colgate                        |                          |
| 2019           | Reaume, Andreas        | Judson University              |                          |
| 1971           | Reed, Glenn            | Dartmouth                      |                          |
| 2015           | Reith, Owen            | Carthage College               |                          |
| 1996           | Rengel, Nick           | Army                           |                          |
| 1975           | Rife, Tim              | Murray State                   |                          |
| 1999           | Rische, Christian      | Augustana                      |                          |
| 2007           | Rische, Clay           | Johns Hopkins University       |                          |
| 2015           | Rochwick, Austin       | Oakton CC                      |                          |
| 1971           | Roesslein, Mike        | South Alabama                  |                          |
| 2004           | Salzenstein, Collin    | Xavier University              |                          |
| 1990           | Sander, Matt           | University of Illinois         | Yuma, Evansville         |
| 2005           | Sandoval, Javier       | McHenry CC                     |                          |
| 1990           | Savacool, Scott        | Washington University          |                          |
| 1995           | Saveley, Ken           | Illinois Wesleyan              |                          |
| 1998           | Sayre, Jess            | Austin Peay                    |                          |
| 1993           | Schmalz, Darin         | Notre Dame                     | LA Dodgers (A)           |
| 1989           | Schubbe, Chris         | University of Iowa             |                          |
| 1981           | Schuerg, Chris         | Iowa State University          |                          |
| 1990           | Schumaker, Jason       | University of Illinois         |                          |
| 1994           | Schumaker, Ryan        | Indiana University             |                          |
| 1978           | Seaton, Joe            | Duke University                |                          |
| 2015           | Shechtman, Chad        | Depauw University              |                          |
| 1976           | Shellenback, Carl      | Northwestern University        |                          |
| 1978           | Shellenback, Eric      | SMU / Northwestern University  |                          |
| 1975           | Shellenback, Frank     | Missouri / Wisconsin           |                          |
| 1983           | Shotkoski, Dave        | Waubansie CC /Kishwaukee Col.  | A's (AAA), Angels (AA)   |
| 1975           | Simond, Bob            | Southern Illinois              | NYM (AA), Seattle (AA)   |
| 1980           | Skoczylas, Jeff        | Evansville                     |                          |
| 1978           | Skogh, Bill            | Harrisberg JC                  |                          |
| 1977           | Skorupa, Elliott       | Eastern Illinois               | Montreal Expos (A)       |
| 1982           | Skorupa, Paul          | Eastern Illinois               |                          |
| 1989           | Slagle, Eric           | University of Minnesota        |                          |
| 1996           | Smith, David           | Lake Forest College            |                          |
| 1988           | Sobocienski, Adam      | University of Minnesota        |                          |
| 1988           | Sokulski, Doug         | Purdue University              |                          |

***BHS Graduates Playing College/Professional Baseball (Listed Alphabetically)***

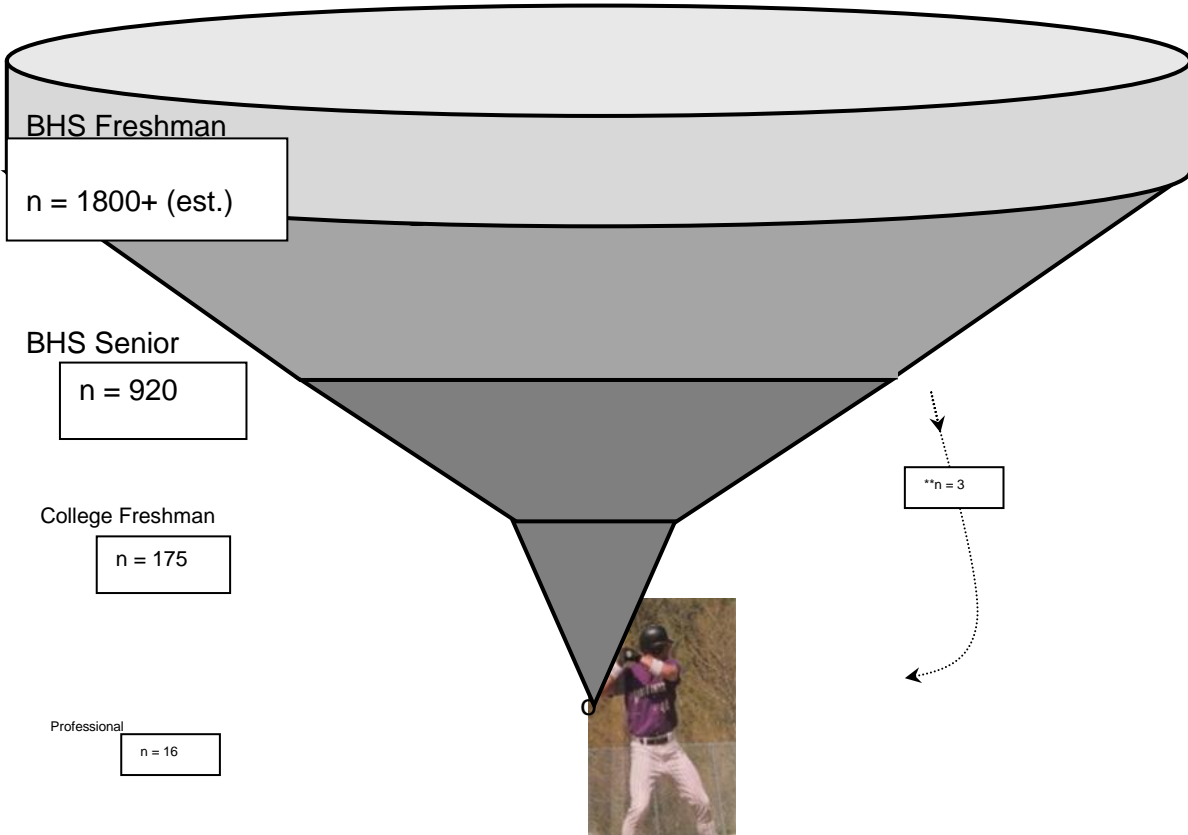
| <b><i>Grad Yr</i></b> | <b><i>Name</i></b> | <b><i>College</i></b>                      | <b><i>Professional</i></b>        |
|-----------------------|--------------------|--|-----------------------------------|
| 2015                  | Stopka, Andrew     | North Central College                      |                                   |
| 2016                  | Swanson, Blake     | Rollins College                            |                                   |
| 1984                  | Swenson, Scott     | Harper JC                                  |                                   |
| 1978                  | Tasch, Chuck       | Notre Dame                                 |                                   |
| 1999                  | Therault, Scott    | Truman State                               |                                   |
| 1989                  | Thompson, Chris    | Morningside                                |                                   |
| 1980                  | Tichy, Paul        | Northwestern University                    | Milwaukee Brewers (A)             |
| 1992                  | Tinkham, Brad      | University of Michigan                     |                                   |
| 1984                  | Trautwein, Dave    | North Carolina                             | NY Mets (AA), 40 man roster       |
| 1980                  | Trautwein, John    | Northwestern University                    | Boston Red Sox                    |
| 2014                  | Trautwein, Wyatt   | Bradley / College Of Dupage / UIC          |                                   |
| 1981                  | Trenning, Jeff     | Vanderbilt                                 |                                   |
| 2017                  | Trojan, Tyler      | Dominican University                       |                                   |
| 1985                  | Tronolone, Carmine | Evansville / South Utah                    |                                   |
| 2010                  | Tureck, Tyler      | Harper CC                                  |                                   |
| 2009                  | Unak, Tom          | Illinois Wesleyan University               |                                   |
| 2012                  | Waliczek, Frank    | Heartland CC / University of San Francisco |                                   |
| 1987                  | Wambach, James     | W. Kentucky / Triton JC                    | Independent League, CWS (A)       |
| 2011                  | Ward, Taylor       | Butler University                          |                                   |
| 1992                  | Williams, Lee      | Elgin CC / Harper CC                       |                                   |
| 1987                  | Wilson, Dan        | University of Minnesota                    | Cincinnati Reds, Seattle Mariners |
| 2017                  | Yorton, Will       | Tufts University                           |                                   |
| 2018                  | Zavoli, Michael    | Concordia University Chicago               |                                   |

**BHS Graduates Playing College/Professional Baseball (Listed Alphabetically)**

| <b>Grad Yr</b> | <b>Name</b> | <b>College</b> | <b>Professional</b> |
|----------------|-------------|----------------|---------------------|
|----------------|-------------|----------------|---------------------|

**The Funnel**

Many hopefuls enter the funnel, only a select few leave...



**From Altenberg to Zyzda**

A BHS freshman entering the Baseball Program, historically  
 Has a 1-in-10 chance\* (9.7%) of signing with a College team,  
 And a 1-in-100 chance\* (0.89%) of getting to the Pro's.

Bob Simond ('75) lead the way to the Pro's,  
 ending recently with Bongiovanni and Pohlman.  
 Show us the way Dan!

\*Notes: cumulative data from 1966-2015, drawing is to scale...  
 \*\*Only 3 players have bypassed college, strait to the pro's:  
 Boka('91), Johnson('95), and Mack('98)  
 (Past performance is not indicative of future results.)

**BHS Graduates Playing College/Professional Baseball (Listed Alphabetically)**

| <b>Grad Yr</b> | <b>Name</b> | <b>College</b> | <b>Professional</b> |
|----------------|-------------|----------------|---------------------|
|----------------|-------------|----------------|---------------------|

---

**2020 BHS Graduates**



**Sterling Armstrong #38**  
Concordia University Wisconsin  
Mequon, WI



**Nate Gazda**  
Oakton Community College  
Des Plaines, IL




**Nathan Holler #22**  
Kennesaw State University  
Kennesaw, GA

**Adrian Nery #48**  
Morton College  
Cicero, IL

**Brian Donlea #12**  
Morton College  
Cicero, IL


**Rayth Petersen #53**  
Morton College  
Cicero, IL



**R.J. Nowicki #39**  
Northern Illinois University  
DeKalb, IL



**A.J. Christoffer #27**  
Rock Valley College  
Rockford, IL



**Johnny Pecora #4**  
Univ. of Wisconsin Eau Claire  
Eau Claire, WI

**Class of 2021 Commits**

**Matthew Vojack**  
**Sanjiv Bhogaraju**

***Oakton Community College***  
***Carleton College***



*This page is intentionally blank*

**Barrington Baseball All-Conference Selections**

**1958**

Bill Thorpe  
Dick Hendel  
Paul Lahti  
Terry Vickers

**1959**

Larry Moore  
Leigh Kinnamon

**1960**

Tom Douglas  
Larry Moore  
Leigh Kinnamon

**1961**

Tom Douglas  
Dan Lahti  
Dave Fink

**1962**

Kim Wood

**1963**

Vic Dahir

**1964**

Dave Evans  
Lynn Laureys  
Jim Condill

**1965**

Len Nelson

**1966**

Bob Smith  
Mike Wall  
Don Schumaker

**1967**

Ted Welch  
Vince Talpo

**1968**

Vince Talpo  
Brian Clay

**1969**

Dave Olsen  
Dave Glantz  
Clisby Jarrard

**1970**

Clisby Jarrard  
Mike Roesslein  
Steve Clawson  
Bill Holke  
Jonas Mata

**1971**

Clayton Bond  
Mike Roesslein  
Gary Bradley  
Glenn Reed  
Scott Rusch  
Bob Harrell

**1972**

John Koenen  
Steve Perry  
Bill Jarrett  
Mike Schwartzberg

**1973**

Paul Burke  
Mike Feit  
Eric Bock  
Brad Lutz

**1974**

Frank Shellenback  
Rob Simond  
Tim Rife  
Eric Bock

**1975**

Frank Shellenback  
Rob Simond  
Mike Prokta  
Leo George

**1976**

Leo George  
John Feit  
Steve Koch

**1977**

Steve Koch  
Tom Mogle

**1978**

Eric Shellenback  
Brian Bock  
Church Tasch  
Kevin Noreen  
Joe Seaton  
Bob Mencice

**1979**

Tom Talashek  
Ken Noreen

**1980**

Paul Tichy  
Joe Kelsch  
Chuck Dunn  
John Trautwein  
Chip Owen

**1981**

Chip Owen  
Jeff Trenning

**1982**

Tom Boyd  
Joe Yaney

**1983**

Dave Shotkoski  
Matt Wilson  
Derek Hopkins  
Tom Skaggs  
Chris Cummings

**1984**

Tyler Barth  
Steve Tillis

**1985**

Tim McGregor  
John Bauser  
Chris Cummings  
Keith Noreen

**1986**

Dan Wilson  
Mike Bradley  
**Keith Noreen\***  
Chris Cummings  
Peter Faith

**\*State MVP**

**Barrington Baseball All-Conference Selections**

**1987**

Dan Wilson  
Mike Bradley  
James Wambach  
Dave Anderson  
Adam Sobocienski  
Tony Mensic

**1988**

Dave Anderson  
Brian Coll  
Brian Bradley  
Tony Mensic  
Adam Sobocienski

**1989**

Jason Schumaker  
Chris Schubbe  
Kevin Minchk  
Eric Slagle

**1990**

Jason Schumaker  
Matt Kraus  
Matt Birmingham

**1991**

Jason Armetta  
Ben Boka  
Mark Post  
Brent Glandinning  
Darin Schmalz

**1992**

Darin Schmalz  
Jeremy Engle  
Brian Pollack  
Ryan Radosh

**1993**

Darin Schmalz  
Jeremy Engle  
Will Welch  
Pat Jensen  
Ryan Schumaker

**1994**

Oscar Contreras  
Ryan Archibald  
Ken Saveley  
Patrick Jensen  
Ryan Schumaker

**1995**

Nick Franzese  
Rob Brauch  
Jon Anderson  
Jermaine Johnson  
Eric Alley

**1996**

Eric Alley  
John Austin  
Mike Brawley  
Sean McNichols  
Nick Rengel

**1997**

George Allendorf  
John Austin  
Kyle Flubacker  
Dimas Moreno  
Jess Sayer  
Tim Tommaso

**1998**

John Austin  
Frank Favia  
Kyle Flubacker  
Dan Pohlman  
Jason Mergott  
Jess Sayer

**1999**

Rocky Emerilio

**2000**

Vince Bongiovanni  
Tony Capinegro  
Dan Pohlman

**2001**

Vince Bongiovanni  
Chris Lindberg  
Grant Payton

**2002**

Jon Franzese

**2003**

Dustin Bucalo  
Collin Salzenstein

**2004**

Drew O'Connell  
Matt Over  
Derek Maropis  
Eric Marshall  
Collin Salzenstein

**2005**

Billy Chapman  
Adam Coons  
Tony DiMonte  
Dain Hall  
Derek Maropis  
Eric Marshall

**2006**

Adam Coons  
Dain Hall

**2007**

Dain Hall  
Ryan Nolan  
Jack Golek

**2008**

Tim Conroy  
Jack Golek

**2009**

Anthony Brignola  
Johnny Day  
Christopher Holke  
Robert McDonnell

**2010**

Jim Cook  
Jack Sheffler

**2011**

Ricky Alfonso

**2012**

Aaron Foley  
Ryan Lidge  
Macray Poidomani  
Frank Waliczek

**Barrington Baseball All-Conference Selections**

**2013**

Dylan Lidge  
 Ryan Lidge\*,\*\*  
 Scott Nelson  
 Mitch Pfeiffer  
 Wyatt Trautwein  
**\*MSL-West, Player of the Year**  
**\*\*All State**

**2018**

Tyler Acosta (Sr.)\*  
 Clark Elliott (Jr.)\*  
 Johnny Gagne (Sr.)\*  
 David Mitchell (Sr.)\*  
 Michael Zavoli (Sr.)\*, \*\*  
**\*MSL-West, Player of the Year**  
**\*\*All-Northwest Area Team**

**2014**

Jake Coon (Jr.)  
 Anthony Delaurentis (Jr.)  
 Mitch Pfeiffer (Jr.)  
 Jake Petersen (Jr.)  
 Wyatt Trautwein (Sr.)

**2019**

A.J. Christoffer (Jr.) \*\*  
 Clark Elliott (Sr.) \*\*  
 Nate Holler (Jr.) \*\* \*\*\*  
 R.J. Nowicki (Jr.) \* \*\* \*\*\*  
 Rayth Petersen (So.)  
 John Seagrist (Sr.) \*\*  
**\*MSL Pitcher of the Year**  
**\*\*All-Northwest Area Team**  
**\*\*\*All State**

**2015**

Jake Coon (Sr.)  
 Jimmy Day (Jr.)  
 Anthony Delaurentis\* (Sr.)  
 Casey Dodge (Sr.)  
 Luke Johnson (Sr.)  
 Mitch Pfeiffer (Sr.)  
 Jake Petersen (Sr.)  
 Jake Zyzda (Sr.)  
**\*MSL-West, Player of the Year**

**2020**

*No Season*

**2021**

Logan Eisenbarth (Jr.)\*  
 Ryan Jenkins (Sr.)  
 Jake Kohanzo (Jr.)  
 Nick Lacson (So.)  
 Mason Rasmussen (Jr.)  
 Matt Vojack (Sr.)\*\*  
**\*MSL-West Player of the Year**  
**\*\*Pioneer Press All-Area 2nd Team**

**2016**

Zach Balogh (Sr.)  
 Brooks Gosswein (Jr.)\*  
 Tristan Michaels (Sr.)  
 Colin Starvel (Sr.)  
 Jake Zyzka (Sr.)  
**\*MSL-West, Player of the Year**

**2017**

Blake Gosswein (Sr.)  
 Brooks Gosswein (Sr.)  
 Jeff Korus (Sr.)  
 Eric Kozlowski (Sr.)  
 Ryan Loutos (Sr.)\*, \*\*  
 Tyler Trojan (Sr.)  
 Will Yorton (Sr.)\*  
**\*MSL-West, Co-Player of the Year**  
**\*\*All State**

**Barrington Baseball All-Conference Selections**

**Barrington High School Awards**

|             | Coach Kirby Smith<br><u>Team MVP</u> | Most Valuable<br>Offensive<br><u>Player</u> | Most Valuable<br>Defensive<br><u>Player</u> | Most Valuable<br>Pitcher<br><u>Pitcher</u> | Most Improved<br>Player<br><u>Player</u> | Dylan Balogh<br>Teammate of<br><u>the Year</u> |
|-------------|--------------------------------------|---|---|--|--|--|
| <b>2013</b> | Ryan Lidge                           | Mitch Pfeiffer                              | Joey Sciaccotta                             | Wyatt Trautwein<br>Scott Nelson            | Dylan Lidge                              | Nick Caminiti<br>Dylan Balogh                  |
| <b>2014</b> | Jake Petersen                        | Mitch Pfeiffer<br>Jake Coon                 | Joey Sciaccotta                             | Wyatt Trautwein<br>Anthony Delaurentis     | Cole Weber                               | Nick Caminiti<br>Chad Shechtman                |
| <b>2015</b> | Anthony Delaurentis                  | Casey Dodge<br>Jake Petersen                | Jake Coon<br>Luke Johnson<br>Mitch Pfeiffer | Anthony Delaurentis                        | Owen Reith                               | Chad Shechtman                                 |
| <b>2016</b> | Colin Starvel                        | Tristan Michaels                            | Zach Balogh                                 | Brooks Gosswein                            | Tristan Michaels                         | Jimmy Day<br>Levi Palomo                       |
| <b>2017</b> | Ryan Loutos                          | Will Yorton                                 | Eric Kozlowski                              | Ryan Loutos                                | Tyler Trojan<br>Blake Gosswein           | Max Baer                                       |
| <b>2018</b> | Michael Zavoli                       | Clark Elliott                               | Tyler Acosta                                | R.J. Nowicki<br>Jackson Medina             | Jake Horcher                             | Nick Bogaerts                                  |
| <b>2019</b> | Clark Elliott                        | Rayth Petersen                              | Nate Gazda<br>Will Koehler                  | Nate Holler<br>R.J. Nowicki                | Johnny Podlesnik                         | John Seagrist                                  |
| <b>2021</b> | Logan Eisenbarth                     | Ryan Jenkins                                | Evan Jno-Baptiste<br>Mason Rasmussen        | Matt Vojack                                | Seth Oberholtzer<br>Matt Maurer          | Ryan Koehler                                   |

Barrington Baseball All-Conference Selections

Dylan Balogh Teammate of the Year Award



Dylan Balogh, 1995-2017

Being a great teammate is more than being a great baseball player and winning games. The Dylan Balogh Teammate of the Year award honors those who exemplify effort, teamwork, compassion and leadership, on and off the field. Here is what this prestigious award means, in the words of Dylan Balogh's younger brother and fellow BHS baseball teammate, Zack:

*"We are incredibly honored as a family that Dylan's teammates and coaches wanted to name this award in his honor. We lost Dylan way too abruptly to a horrible disease called depression. Dylan was a fighter, a leader, a motivator and one of the hardest workers I knew and the person with the biggest heart of all time. The "Teammate of the Year" award that he received back in 2013 was the perfect depiction of who he was on the field and also all throughout his life.*

*Ever since I began playing sports I always appreciated how supportive Dylan was of me. I had always thought that this was normal for an older brother to treat his younger brother like this, but what I didn't know was that Dylan treated EVERYONE*

*like this. This had finally hit me when I was a freshman and he a senior. What I learned about my brother was that the word "I" didn't exist. It was always "we". It seemed like the success of others and the team as a whole was always more important to him than his individual success. He was humble. He was kind. And when it was his time to get and take credit for himself, he would rarely accept it. He was always a mentor; the person who was looking for the underdog or those who were shy and quiet to help guide them to success.*

*It was that smile, that kindness, that drive that endeared him to his teammates and coaches alike. He was always the most enthusiastic player on the field – never quitting, always cheering, always intense and surging forward. His spirit for competition was immense. His work ethic was incredible. He did what was needed to get the job done. He was the biggest vocal support for everyone on the team. He didn't care if you were on Varsity or on a lower level team, he made everyone feel good to be around him. People always remember the day they met Dylan and how he made them feel.*

*His goal - always - whether in class or on the baseball field was to make everyone feel a part of the game or the situation. His ultimate goal was the success of the group. I can vividly remember Dylan leading chants I could hear from the bleachers and seeing him being the first one out of the dugout to give his teammates a high-five for a great hit. I was never prouder than to watch those BHS Varsity games and see my big brother taking the lead on the field and encouraging each teammate. He was the loudest player out there. He had the biggest heart and was the soul of the Barrington Broncos, letting his personality and leadership shine on the field.*

*As he was a defining Teammate of the Year on the field for BHS Baseball in 2013, Dylan took these attributes and applied them to each facet of his life. In addition to being a wonderful teammate and competitor, my parents were always told how polite, coachable and well-mannered Dylan was. Along with his wonderful disposition in sports, he was also well respected as a friend, student and classmate. He cared about the feelings of others and would help anyone succeed who asked. Most importantly, he empathized with others who were struggling.*

*The intent of the Dylan Balogh Teammate of the Year Award is to acknowledge players who possess the same qualities of my brother and to encourage all players to strive to possess these qualities that benefit Bronco team chemistry and motivation, ultimately leading to team success."*

Competitiveness. Leadership. Teamwork. Compassion. Love. Family. Barrington Baseball has produced many great ballplayers and historic teams, epic victories and wonderful memories for those who play and watch. But great teammates are forever. Thank you, Dylan Balogh. As for your legacy: It Starts Here...

*This page is intentionally blank*

**BHS Single Season: Individual Batting Records**

**Total Games Played (Single Season)**

| YR   | NAME            | GAMES |
|------|-----------------|-------|
| 1998 | Flubacker, Kyle | 43    |
| 1998 | Mergott, Jason  | 43    |
| 2005 | Hall, Dain      | 42    |
| 2005 | Maropis, Derek  | 42    |
| 2005 | Marshall, Eric  | 42    |
| 2005 | Coons, Adam     | 41    |
| 2005 | Creswell, Jeff  | 41    |
| 2005 | DiMonte, Tony   | 41    |
| 2005 | Schell, Teddy   | 41    |
| 1995 | Anderson, Jon   | 41    |
| 1995 | Dato, David     | 41    |
| 1995 | Franzese, Nick  | 41    |
| 1998 | Favia, Frank    | 40    |
| 1998 | Pohlman, Dan    | 40    |
| 1997 | Moreno, Dimas   | 40    |
| 1997 | Oliva, Matt     | 40    |
| 1995 | Saveley, Ken    | 40    |
| 1998 | Austin, John    | 39    |
| 1998 | Mercer, Matt    | 39    |
| 1997 | Austin, John    | 39    |
| 1997 | Flubacker, Kyle | 39    |
| 1997 | Sayre, Jess     | 39    |

**Most At-Bats (Single Season)**

| YR   | NAME                | AB  |
|------|---------------------|-----|
| 2005 | Hall, Dain          | 141 |
| 1995 | Anderson, Jon       | 140 |
| 2005 | Marshall, Eric      | 137 |
| 1997 | Moreno, Dimas       | 137 |
| 2004 | Salzenstein, Collin | 137 |
| 1998 | Mergott, Jason      | 136 |
| 1998 | Flubacker, Kyle     | 134 |
| 2005 | Maropis, Derek      | 134 |
| 2005 | DiMonte, Tony       | 131 |
| 1994 | Saveley, Ken        | 130 |
| 1988 | Plaskas, Brett      | 130 |
| 2005 | Schell, Teddy       | 129 |
| 1995 | Franzese, Nick      | 129 |
| 1986 | Levin, Mark         | 129 |
| 1995 | Saveley, Ken        | 128 |
| 1997 | Flubacker, Kyle     | 128 |
| 2016 | Michaels, Tristan   | 126 |
| 1988 | Mensik, Tony        | 125 |
| 1976 | Koch, Steve         | 124 |
| 2014 | Pfeiffer, Mitch     | 124 |
| 1997 | Oliva, Matt         | 123 |
| 2014 | Petersen, Jake      | 123 |
| 2007 | Zeisloft, Russ      | 123 |

**Most Runs Scored (Single Season)**

| YR   | NAME               | R  |
|------|--------------------|----|
| 1986 | Levin, Mark        | 60 |
| 1997 | Flubacker, Kyle    | 51 |
| 1987 | Bradley, Mike      | 51 |
| 2019 | Elliott, Clark     | 50 |
| 1998 | Flubacker, Kyle    | 50 |
| 2000 | Pohlman, Dan       | 49 |
| 1986 | Noreen, Keith      | 49 |
| 1986 | Bradley, Mike      | 47 |
| 2005 | Hall, Dain         | 46 |
| 1988 | Mensik, Tony       | 44 |
| 1990 | Schumaker, Jason   | 44 |
| 1999 | Favia, Frank       | 43 |
| 1986 | Wilson, Dan        | 43 |
| 1994 | Saveley, Ken       | 42 |
| 1974 | Rife, Tim          | 42 |
| 1999 | Pohlman, Dan       | 42 |
| 1995 | Bey, Billy         | 41 |
| 2001 | Bongiovanni, Vince | 41 |
| 2019 | Petersen, Rayth    | 41 |
| 1998 | Sayre, Jess        | 41 |
| 1976 | Shellenback, Carl  | 41 |
| 1995 | Anderson, Jon      | 40 |
| 2016 | Day, Jimmy         | 40 |
| 2005 | DiMonte, Tony      | 40 |
| 1988 | Plaskas, Brett     | 40 |
| 2000 | Capinegro, Anthony | 40 |
| 1994 | Smith, Todd        | 40 |
| 2015 | Pfeiffer, Mitch    | 40 |
| 2018 | Acosta, Tyler      | 39 |
| 2018 | Elliott, Clark     | 39 |



**BHS Single Season: Individual Batting Records**

**Highest Batting Average (Single Season)  
(Minimum 45 AB)**

| YR          | NAME                 | AVG         |
|-------------|----------------------|-------------|
| 2000        | Pohlman, Dan         | .510        |
| 1977        | Mogle, Tom           | .500        |
| 1971        | Roesslein, Mike      | .495        |
| 2007        | Hall, Dain           | .495        |
| 1986        | Wilson, Dan          | .491        |
| 1998        | Austin, John         | .477        |
| 1971        | Bradley, Gary        | .476        |
| 2015        | Dodge, Casey         | .473        |
| 1987        | Bradley, Mike        | .472        |
| 1983        | Hopkins, Derek       | .465        |
| 1970        | Jarrard, Clisby      | .457        |
| 1988        | Mensik, Tony         | .456        |
| 2003        | Bucalo, Dustin       | .454        |
| 1986        | Noreen, Keith        | .451        |
| 1994        | Contreras, Oscar     | .448        |
| 1978        | Bock, Brian          | .447        |
| 1982        | Jones, Kevin         | .446        |
| 2016        | Michaels, Tristan    | .444        |
| 1998        | Sayre, Jess          | .444        |
| 1977        | Bock, Brian          | .443        |
| 1986        | Levin, Mark          | .442        |
| 1983        | Skaggs, Tim          | .442        |
| 1985        | Noreen, Keith        | .440        |
| 1987        | Wilson, Dan          | .439        |
| 1991        | Boka, Ben            | .439        |
| 1999        | Pohlman, Dan         | .434        |
| 1988        | Coll, Brian          | .434        |
| 1983        | Wilson, Matt         | .433        |
| 1996        | Rengel, Nick         | .432        |
| 2005        | Marshall, Eric       | .431        |
| 2009        | Brignola, Anthony    | .430        |
| 1982        | Yaney, Joe           | .427        |
| 2017        | Yorton, Will         | .427        |
| 1988        | Sobocienski, Adam    | .425        |
| 1996        | Brawley, Mike        | .425        |
| 2000        | Contreras, Mike      | .423        |
| 2002        | Franzese, Jon        | .422        |
| 1992        | Schmalz, Darin       | .421        |
| 1974        | Shellenback, Frank   | .421        |
| 2005        | DiMonte, Tony        | .420        |
| 1997        | Sayre, Jess          | .420        |
| 1995        | Franzese, Nick       | .419        |
| 1976        | George, Leo          | .419        |
| 1975        | Shellenback, Frank   | .418        |
| 1986        | Bradley, Mike        | .416        |
| 1998        | Pohlman, Dan         | .412        |
| 1993        | Schmalz, Darin       | .411        |
| 2018        | Zavoli, Michael      | .409        |
| <b>2021</b> | <b>Koehler, Ryan</b> | <b>.408</b> |

**Most Hits (Single Season)**

| YR   | NAME                | H  |
|------|---------------------|----|
| 2005 | Marshall, Eric      | 59 |
| 1986 | Levin, Mark         | 57 |
| 1988 | Mensik, Tony        | 57 |
| 1995 | Anderson, Jon       | 56 |
| 2005 | Hall, Dain          | 56 |
| 2016 | Michaels, Tristan   | 56 |
| 2005 | DiMonte, Tony       | 55 |
| 1995 | Franzese, Nick      | 54 |
| 2004 | Salzenstein, Collin | 54 |
| 2015 | Dodge, Casey        | 53 |
| 2000 | Pohlman, Dan        | 53 |
| 1986 | Wilson, Dan         | 53 |
| 2009 | Brignola, Anthony   | 52 |
| 1994 | Contreras, Oscar    | 52 |
| 1997 | Moreno, Dimas       | 52 |
| 1998 | Austin, John        | 51 |
| 1987 | Bradley, Mike       | 51 |
| 1987 | Wilson, Dan         | 50 |
| 1998 | Pohlman, Dan        | 49 |
| 1971 | Roesslein, Mike     | 49 |
| 1995 | Saveley, Ken        | 49 |
| 1999 | Favia, Frank        | 48 |
| 1997 | Flubacker, Kyle     | 48 |
| 2007 | Hall, Dain          | 48 |
| 1996 | Rengel, Nick        | 48 |
| 1998 | Sayre, Jess         | 48 |
| 1988 | Sobocienski, Adam   | 48 |
| 1991 | Boka, Ben           | 47 |
| 1986 | Bradley, Mike       | 47 |
| 2005 | Coons, Adam         | 47 |
| 2006 | Hall, Dain          | 47 |
| 1998 | Mergott, Jason      | 47 |
| 2014 | Petersen, Jake      | 47 |
| 2014 | Pfeiffer, Mitch     | 47 |
| 1994 | Saveley, Ken        | 47 |
| 1997 | Sayre, Jess         | 47 |
| 1997 | Austin, John        | 46 |
| 2014 | Coon, Jake          | 46 |
| 2004 | Marshall, Eric      | 46 |
| 1986 | Noreen, Keith       | 46 |
| 1996 | Brawley, Mike       | 45 |
| 2016 | Dehnert, Patrick    | 45 |
| 2001 | Lawrence, Scott     | 45 |
| 2013 | Pfeiffer, Mitch     | 45 |
| 2005 | Schell, Teddy       | 45 |
| 1997 | Tommaso, Tim        | 45 |

**BHS Single Season: Individual Batting Records**

**Most Doubles (Single Season)**

| YR   | NAME               | 2B |
|------|--------------------|----|
| 2011 | Alfonso, Ricky     | 16 |
| 1988 | Mensik, Tony       | 16 |
| 2014 | Coon, Jake         | 15 |
| 2005 | Coons, Adam        | 15 |
| 2016 | Michaels, Tristan  | 15 |
| 1987 | Wilson, Dan        | 15 |
| 1991 | Boka, Ben          | 14 |
| 2016 | Dehnert, Patrick   | 14 |
| 1995 | Franzese, Nick     | 14 |
| 1976 | George, Leo        | 14 |
| 1997 | Oliva, Matt        | 14 |
| 1992 | Radosh, Ryan       | 14 |
| 2006 | Coons, Adam        | 13 |
| 1994 | Franzese, Nick     | 13 |
| 2014 | Petersen, Jake     | 13 |
| 1976 | Koch, Steve        | 13 |
| 2003 | Bucalo, Dustin     | 12 |
| 2019 | Christoffer, A.J.  | 12 |
| 2008 | Conroy, Tim        | 12 |
| 1984 | Cummings, Chris    | 12 |
| 2005 | DiMonte, Tony      | 12 |
| 1998 | Flubacker, Kyle    | 12 |
| 2007 | Golek, Jack        | 12 |
| 1983 | Hopkins, Derek     | 12 |
| 2005 | Marshall, Eric     | 12 |
| 2004 | Marshall, Eric     | 12 |
| 1992 | Pollack, Brian     | 12 |
| 1996 | Rengel, Nick       | 12 |
| 1990 | Saveley, Chad      | 12 |
| 1993 | Schmalz, Darin     | 12 |
| 1994 | Schumaker, Ryan    | 12 |
| 1974 | Shellenback, Frank | 12 |
| 1987 | Bradley, Mike      | 11 |
| 1994 | Contreras, Oscar   | 11 |
| 2015 | Johnson, Luke      | 11 |
| 1977 | Koch, Steve        | 11 |
| 2005 | Maropis, Derek     | 11 |
| 2018 | Mitchell, David    | 11 |
| 1998 | Sayre, Jess        | 11 |
| 2005 | Schell, Teddy      | 11 |
| 1987 | Sobocienski, Adam  | 11 |
| 1986 | Wilson, Dan        | 11 |
| 2014 | Yorton, Shane      | 11 |
| 2017 | Yorton, Will       | 10 |
| 2018 | Zavoli, Michael    | 10 |

**Most Triples (Single Season)**

| YR   | NAME               | 3B |
|------|--------------------|----|
| 1986 | Levin, Mark        | 6  |
| 1971 | Roesslein, Mike    | 6  |
| 1987 | Mensik, Tony       | 5  |
| 1971 | Bradley, Gary      | 4  |
| 2015 | Day, Jimmy         | 4  |
| 1980 | Dunn, Chuck        | 4  |
| 1980 | Kelsch, Joe        | 4  |
| 1998 | Mercer, Matt       | 4  |
| 1980 | Millay, Tim        | 4  |
| 1974 | Shellenback, Frank | 4  |
| 1979 | Skoczylas, Jeff    | 4  |
| 1974 | Adams, Steve       | 3  |
| 1975 | Bock, John         | 3  |
| 1996 | Bolich, Steve      | 3  |
| 1986 | Bradley, Mike      | 3  |
| 1973 | Cole, Bob          | 3  |
| 1984 | Cummings, Chris    | 3  |
| 2005 | DiMonte, Tony      | 3  |
| 1997 | Flubacker, Kyle    | 3  |
| 1978 | Gilleland, Scott   | 3  |
| 2005 | Hall, Dain         | 3  |
| 1971 | Holke, Bill        | 3  |
| 1976 | Koch, Steve        | 3  |
| 1973 | Lutz, Brad         | 3  |
| 2004 | Maropis, Derek     | 3  |
| 1976 | Mogle, Tom         | 3  |
| 1972 | Moldermaker, Jim   | 3  |
| 1980 | Owen, Chip         | 3  |
| 2013 | Pfeiffer, Mitch    | 3  |
| 1991 | Pollack, Brian     | 3  |
| 1973 | Rife, Tim          | 3  |
| 1978 | Shellenback, Eric  | 3  |
| 1977 | Shellenback, Eric  | 3  |
| 1984 | Tronolone, Carmine | 3  |
| 1987 | Wilson, Dan        | 3  |
| 1986 | Wilson, Dan        | 3  |
| 1983 | Wilson, Matt       | 3  |

**BHS Single Season: Individual Batting Records**

**Most Home Runs (Single Season)**

| YR          | NAME                      | HR       |
|-------------|---------------------------|----------|
| 2002        | Franzese, Jon             | 18       |
| 1997        | Austin, John              | 15       |
| 2000        | Pohlman, Dan              | 14       |
| 1998        | Austin, John              | 12       |
| 1986        | Noreen, Keith             | 12       |
| 1990        | Schumaker, Jason          | 12       |
| 2001        | Bongiovanni, Vince        | 11       |
| 2000        | Bongiovanni, Vince        | 11       |
| 1986        | Bradley, Mike             | 11       |
| 1999        | Pohlman, Dan              | 11       |
| 1994        | Contreras, Oscar          | 10       |
| 1976        | Koch, Steve               | 10       |
| 1986        | Levin, Mark               | 10       |
| 1998        | Pohlman, Dan              | 10       |
| 1991        | Boka, Ben                 | 9        |
| 1986        | Faith, Peter              | 9        |
| 1985        | Noreen, Keith             | 9        |
| 1988        | Sobocienski, Adam         | 9        |
| 1987        | Wilson, Dan               | 9        |
| 1987        | Bradley, Mike             | 8        |
| 2009        | Brignola, Anthony         | 8        |
| 2013        | Lidge, Ryan               | 8        |
| 2015        | Delaurentis, Anthony      | 7        |
| <b>2021</b> | <b>Eisenabarth, Logan</b> | <b>7</b> |
| 1976        | George, Leo               | 7        |
| 2007        | Hall, Dain                | 7        |
| 2008        | Handler, Gus              | 7        |
| 2009        | Handler, Gus              | 7        |
| 1989        | Schumaker, Jason          | 7        |
| 1986        | Wambach, James            | 7        |
| 1986        | Wilson, Dan               | 7        |
| 1983        | Barth, Tyler              | 6        |
| 2005        | DiMonte, Tony             | 6        |
| 1999        | Favia, Frank              | 6        |
| 1975        | George, Leo               | 6        |
| 2005        | Hall, Dain                | 6        |
| 1990        | Kraus, Matt               | 6        |
| 1993        | Schumaker, Ryan           | 6        |
| 1974        | Shellenback, Frank        | 6        |

**Most RBI's (Single Season)**

| YR   | NAME               | RBI |
|------|--------------------|-----|
| 1997 | Austin, John       | 54  |
| 1999 | Pohlman, Dan       | 53  |
| 2000 | Pohlman, Dan       | 51  |
| 2005 | DiMonte, Tony      | 50  |
| 2002 | Franzese, Jon      | 50  |
| 1987 | Wilson, Dan        | 50  |
| 2001 | Bongiovanni, Vince | 46  |
| 1976 | Koch, Steve        | 46  |
| 1998 | Sayre, Jess        | 46  |
| 1991 | Boka, Ben          | 45  |
| 2019 | Seagrist, John     | 45  |
| 1986 | Wilson, Dan        | 45  |
| 1994 | Contreras, Oscar   | 44  |
| 1986 | Levin, Mark        | 44  |
| 1998 | Pohlman, Dan       | 44  |
| 1997 | Moreno, Dimas      | 43  |
| 1971 | Roesslein, Mike    | 43  |
| 1995 | Franzese, Nick     | 42  |
| 1988 | Sobocienski, Adam  | 42  |
| 1998 | Austin, John       | 41  |
| 2000 | Bongiovanni, Vince | 41  |
| 2004 | Marshall, Eric     | 40  |
| 1990 | Schumaker, Jason   | 40  |
| 1974 | Shellenback, Frank | 40  |
| 1986 | Bradley, Mike      | 39  |
| 2019 | Elliott, Clark     | 39  |
| 1999 | Favia, Frank       | 39  |
| 1990 | Saveley, Chad      | 39  |
| 2013 | Lidge, Ryan        | 38  |
| 1986 | Faith, Peter       | 37  |
| 1986 | Noreen, Keith      | 37  |
| 1976 | George, Leo        | 36  |
| 2005 | Hall, Dain         | 36  |
| 2005 | Schell, Teddy      | 36  |
| 1988 | Coll, Brian        | 35  |
| 2003 | Gibson, Nate       | 35  |
| 1987 | Wambach, James     | 35  |
| 2015 | Coon, Jake         | 34  |
| 1987 | Bradley, Mike      | 33  |
| 2019 | Christoffer, A.J.  | 33  |
| 2000 | Contreras, Mike    | 33  |
| 1990 | Kraus, Matt        | 33  |
| 2005 | Marshall, Eric     | 33  |
| 2003 | O'Hara, Joe        | 33  |
| 1975 | Shellenback, Frank | 33  |
| 2016 | Swanson, Blake     | 33  |

**BHS Single Season: Individual Batting Records**

**Most Total Bases (Single Season)**

| YR   | NAME               | TB  |
|------|--------------------|-----|
| 2000 | Pohlman, Dan       | 107 |
| 1986 | Levin, Mark        | 105 |
| 1987 | Wilson, Dan        | 98  |
| 1997 | Austin, John       | 97  |
| 1994 | Contreras, Oscar   | 97  |
| 1998 | Austin, John       | 96  |
| 1986 | Bradley, Mike      | 93  |
| 2002 | Franzese, Jon      | 93  |
| 1986 | Noreen, Keith      | 93  |
| 1976 | Koch, Steve        | 92  |
| 2005 | DiMonte, Tony      | 91  |
| 1986 | Wilson, Dan        | 91  |
| 1991 | Boka, Ben          | 90  |
| 1999 | Pohlman, Dan       | 89  |
| 1998 | Pohlman, Dan       | 89  |
| 1988 | Sobocienski, Adam  | 89  |
| 1987 | Bradley, Mike      | 88  |
| 2009 | Brignola, Anthony  | 87  |
| 1995 | Franzese, Nick     | 87  |
| 2005 | Hall, Dain         | 86  |
| 2016 | Michaels, Tristan  | 84  |
| 2005 | Marshall, Eric     | 83  |
| 2001 | Bongiovanni, Vince | 80  |
| 1988 | Mensik, Tony       | 80  |
| 1976 | George, Leo        | 79  |
| 1999 | Favia, Frank       | 78  |
| 1997 | Flubacker, Kyle    | 78  |
| 2007 | Hall, Dain         | 78  |
| 1974 | Shellenback, Frank | 78  |
| 1990 | Schumaker, Jason   | 74  |
| 1989 | Schumaker, Jason   | 74  |
| 2004 | Marshall, Eric     | 73  |
| 1998 | Sayre, Jess        | 73  |
| 2000 | Bongiovanni, Vince | 72  |
| 1986 | Faith, Peter       | 72  |
| 1971 | Roesslein, Mike    | 72  |
| 1995 | Anderson, Jon      | 71  |
| 2019 | Christoffer, A.J.  | 70  |
| 2006 | Coons, Adam        | 70  |
| 2013 | Lidge, Ryan        | 69  |
| 1997 | Oliva, Matt        | 69  |
| 1996 | Rengel, Nick       | 69  |
| 1990 | Saveley, Chad      | 69  |
| 1990 | Kraus, Matt        | 68  |
| 1995 | Saveley, Ken       | 67  |
| 2005 | Schell, Teddy      | 67  |

**Highest Slugging Pct (Single Season)  
(At Least 45 At-Bats)**

| YR          | NAME                     | SL%         |
|-------------|--------------------------|-------------|
| 2002        | Franzese, Jon            | 1.033       |
| 2000        | Pohlman, Dan             | 1.029       |
| 1997        | Moreno, Dimas            | 1.001       |
| 1986        | Noreen, Keith            | .912        |
| 1999        | Pohlman, Dan             | .899        |
| 1987        | Wilson, Dan              | .860        |
| 1985        | Noreen, Keith            | .853        |
| 1986        | Wilson, Dan              | .843        |
| 1991        | Boka, Ben                | .841        |
| 1994        | Contreras, Oscar         | .836        |
| 1986        | Bradley, Mike            | .823        |
| 1974        | Shellenback, Frank       | .821        |
| 1997        | Austin, John             | .815        |
| 1987        | Bradley, Mike            | .815        |
| 1986        | Levin, Mark              | .814        |
| 2001        | Bongiovanni, Vince       | .808        |
| 2007        | Hall, Dain               | .804        |
| 1986        | Faith, Peter             | .791        |
| 1988        | Sobocienski, Adam        | .788        |
| 1990        | Schumaker, Jason         | .787        |
| 1976        | George, Leo              | .752        |
| 1989        | Schumaker, Jason         | .747        |
| 1976        | Koch, Steve              | .742        |
| 1977        | Mogle, Tom               | .732        |
| 1978        | Bock, Brian              | .729        |
| 1971        | Roesslein, Mike          | .727        |
| 2009        | Brignola, Anthony        | .719        |
| 2000        | Franzese, Jon            | .717        |
| 2013        | Lidge, Ryan              | .711        |
| 1983        | Wilson, Matt             | .711        |
| 1986        | Wambach, James           | .705        |
| 1983        | Skaggs, Tim              | .698        |
| 2005        | DiMonte, Tony            | .695        |
| <b>2021</b> | <b>Kohanzo, Jake</b>     | <b>.694</b> |
| 1977        | Shellenback, Eric        | .693        |
| 2017        | Yorton, Will             | .688        |
| 1977        | Koch, Steve              | .686        |
| 1973        | Lutz, Brad               | .680        |
| 2000        | Bongiovanni, Vince       | .679        |
| 1983        | Hopkins, Derek           | .676        |
| 1995        | Franzese, Nick           | .674        |
| 1978        | Shellenback, Eric        | .671        |
| 1971        | Bradley, Gary            | .667        |
| 2016        | Michaels, Tristan        | .667        |
| 2019        | Elliott, Clark           | .663        |
| 2011        | Scheffler, Jack          | .656        |
| <b>2021</b> | <b>Eisenbarth, Logan</b> | <b>.654</b> |
| 2018        | Zavoli, Michael          | .654        |

**BHS Single Season: Individual Batting Records**

**Highest On-Base Average (Single Season)**

**Minimum 45 At-bats**

| YR   | NAME               | OBA  |
|------|--------------------|------|
| 2000 | Pohlman, Dan       | .628 |
| 2019 | Elliott, Clark     | .590 |
| 1977 | Mogle, Tom         | .582 |
| 2002 | Franzese, Jon      | .574 |
| 1975 | Shellenback, Frank | .573 |
| 1998 | Austin, John       | .566 |
| 1986 | Wilson, Dan        | .562 |
| 1987 | Bradley, Mike      | .557 |
| 2018 | Zavoli, Michael    | .551 |
| 1976 | George, Leo        | .551 |
| 1972 | Lyman, Greg        | .551 |
| 1986 | Noreen, Keith      | .543 |
| 1983 | Hopkins, Derek     | .542 |
| 1971 | Bradley, Gary      | .537 |
| 1971 | Roesslein, Mike    | .533 |
| 2009 | Brignola, Anthony  | .531 |
| 1998 | Sayre, Jess        | .530 |
| 1978 | Bock, Brian        | .530 |
| 2000 | Capinegro, Anthony | .529 |
| 2007 | Hall, Dain         | .529 |
| 1984 | Bauser, John       | .529 |
| 1988 | Sobocienski, Adam  | .528 |
| 1971 | Reed, Glenn        | .519 |
| 1999 | Pohlman, Dan       | .524 |
| 1988 | Bradley, Byron     | .524 |
| 2008 | Conroy, Tim        | .524 |
| 2018 | Elliott, Clark     | .523 |
| 1977 | Bock, Brian        | .521 |
| 2001 | Jaynes, Mike       | .520 |
| 1988 | Coll, Brian        | .520 |
| 1990 | Birmingham, Matt   | .519 |
| 1988 | Mensik, Tony       | .518 |
| 1985 | Noreen, Keith      | .517 |
| 1986 | Levin, Mark        | .517 |
| 1997 | Sayre, Jess        | .515 |
| 1978 | Talashak, Tom      | .514 |
| 2001 | Bongiovanni, Vince | .512 |
| 2014 | Coon, Jake         | .511 |
| 1978 | Shellenback, Eric  | .509 |
| 1974 | Shellenback, Frank | .509 |
| 2004 | Over, Matt         | .509 |
| 2001 | Lindberg, Chris    | .508 |
| 1991 | Boka, Ben          | .508 |
| 1994 | Contreras, Oscar   | .507 |
| 1982 | Owen, Chris        | .506 |
| 2003 | O'Hara, Joe        | .505 |
| 2015 | Dodge, Casey       | .504 |

**Highest OPS (Single Season)**

**Minimum 45 At-bats**

| YR   | NAME               | OPS   |
|------|--------------------|-------|
| 2000 | Pohlman, Dan       | 1.657 |
| 2002 | Franzese, Jon      | 1.607 |
| 1986 | Noreen, Keith      | 1.455 |
| 1999 | Pohlman, Dan       | 1.423 |
| 1997 | Moreno, Dimas      | 1.413 |
| 1986 | Wilson, Dan        | 1.405 |
| 1987 | Bradley, Mike      | 1.372 |
| 1985 | Noreen, Keith      | 1.370 |
| 1991 | Boka, Ben          | 1.349 |
| 1987 | Wilson, Dan        | 1.344 |
| 1994 | Contreras, Oscar   | 1.343 |
| 2007 | Hall, Dain         | 1.333 |
| 1986 | Levin, Mark        | 1.331 |
| 1974 | Shellenback, Frank | 1.330 |
| 2001 | Bongiovanni, Vince | 1.320 |
| 1988 | Sobocienski, Adam  | 1.316 |
| 1977 | Mogle, Tom         | 1.314 |
| 1986 | Bradley, Mike      | 1.308 |
| 1976 | George, Leo        | 1.303 |
| 1990 | Schumaker, Jason   | 1.283 |
| 1971 | Roesslein, Mike    | 1.260 |
| 1986 | Faith, Peter       | 1.259 |
| 1978 | Bock, Brian        | 1.259 |
| 2019 | Elliott, Clark     | 1.253 |
| 2009 | Brignola, Anthony  | 1.250 |
| 1989 | Schumaker, Jason   | 1.247 |
| 1997 | Austin, John       | 1.237 |
| 1983 | Hopkins, Derek     | 1.218 |
| 2018 | Zavoli, Michael    | 1.206 |
| 1971 | Bradley, Gary      | 1.204 |
| 1986 | Wambach, James     | 1.200 |
| 1983 | Wilson, Matt       | 1.196 |
| 1983 | Skaggs, Tim        | 1.182 |
| 1977 | Koch, Steve        | 1.181 |
| 1978 | Shellenback, Eric  | 1.180 |
| 2017 | Yorton, Will       | 1.174 |
| 2013 | Lidge, Ryan        | 1.170 |
| 2000 | Franzese, Jon      | 1.165 |
| 2008 | Conroy, Tim        | 1.160 |
| 1988 | Mensik, Tony       | 1.158 |
| 1977 | Shellenback, Eric  | 1.157 |
| 2003 | O'Hara, Joe        | 1.157 |
| 2005 | DiMonte, Tony      | 1.154 |
| 2016 | Michaels, Tristan  | 1.152 |
| 1993 | Schmalz, Darin     | 1.144 |
| 1975 | Shellenback, Frank | 1.144 |
| 1995 | Franzese, Nick     | 1.143 |
| 1976 | Koch, Steve        | 1.142 |

**BHS Single Season: Individual Batting Records**

**Most Sacrifices (Single Season)**

| YR   | NAME              | SAC |
|------|-------------------|-----|
| 2014 | Sciaccotta, Joey  | 9   |
| 1983 | Cummings, Chris   | 8   |
| 2018 | Gagne, Johnny     | 8   |
| 1983 | Porter, Stu       | 7   |
| 1975 | Shellenback, Carl | 7   |
| 1995 | Anderson, Jon     | 6   |
| 1995 | Brauch, Robert    | 6   |
| 1970 | Clawson, Steve    | 6   |
| 1992 | George, Jamey     | 6   |
| 1995 | Mayer, Tom        | 6   |
| 2013 | Pfeiffer, Mitch   | 6   |
| 1983 | Skaggs, Tim       | 6   |
| 2013 | Balogh, Dylan     | 5   |
| 1985 | Bauser, John      | 5   |
| 2004 | Broughton, Gabe   | 5   |
| 2013 | Coon, Jake        | 5   |
| 2004 | Gibson, Nate      | 5   |
| 1988 | Huddlestun, Jason | 5   |
| 1977 | Jakus, Steve      | 5   |
| 1970 | Jarrard, Clisby   | 5   |
| 1996 | Krug, Ryan        | 5   |
| 2012 | Lidge, Dylan      | 5   |
| 1985 | McGregor, Tim     | 5   |
| 2013 | Nelson, Scott     | 5   |
| 1978 | Peterson, Steve   | 5   |
| 1971 | Roesslein, Mike   | 5   |
| 1976 | Schwartzberg, Jim | 5   |
| 2013 | Sciaccotta, Joey  | 5   |
| 1980 | Skoczylas, Jeff   | 5   |
| 1983 | Swenson, Scott    | 5   |
| 1978 | Tasch, Chuck      | 5   |
| 1999 | Therault, Scott   | 5   |
| 1970 | Wyborny, Grant    | 5   |

**Most Sacrifice Flies (Single Season)**

| YR   | NAME                 | SF |
|------|----------------------|----|
| 1996 | Moreno, Dimas        | 7  |
| 1996 | Rengel, Nick         | 6  |
| 1994 | Baughman, Kevin      | 5  |
| 2016 | Chapman, Jacob       | 5  |
| 1985 | Cummings, Chris      | 4  |
| 2019 | Elliott, Clark       | 4  |
| 1985 | Levin, Mark          | 4  |
| 1993 | Mayland, Chris       | 4  |
| 2003 | O'Hara, Joe          | 4  |
| 2010 | Scheffler, Jack      | 4  |
| 2010 | Alfonso, Ricky       | 3  |
| 1993 | Archibald, Ryan      | 3  |
| 1997 | Bragiel, Dan         | 3  |
| 1987 | Brauch, Marty        | 3  |
| 1986 | Briglio, Jim         | 3  |
| 2000 | Contreras, Mike      | 3  |
| 2010 | Cook, Jim            | 3  |
| 2015 | Coon, Jake           | 3  |
| 2015 | Day, Jimmy           | 3  |
| 2015 | Delaurentis, Anthony | 3  |
| 2015 | Dodge, Casey         | 3  |
| 2009 | Foderaro, Derrick    | 3  |
| 2002 | Franzese, Jon        | 3  |
| 2003 | Gibson, Nate         | 3  |
| 1977 | Koch, Steve          | 3  |
| 2019 | Koehler, Will        | 3  |
| 2017 | Korus, Jeff          | 3  |
| 1998 | LaMotte, Zachary     | 3  |
| 2001 | Lawrence, Scott      | 3  |
| 1998 | Leng, Carl           | 3  |
| 2004 | Marshall, Eric       | 3  |
| 1998 | Mergott, Jason       | 3  |
| 2018 | Mitchell, David      | 3  |
| 2000 | Payton, Grant        | 3  |
| 2014 | Petersen, Jake       | 3  |
| 1991 | Schmalz, Darin       | 3  |
| 1993 | Schmalz, Darin       | 3  |
| 2019 | Seagrist, John       | 3  |
| 1979 | Skoczylas, Jeff      | 3  |
| 2016 | Swanson, Blake       | 3  |
| 1987 | Wilson, Dan          | 3  |

**BHS Single Season: Individual Batting Records**

**Most Times Hit By pitch (Single Season)**

| YR          | NAME                 | HB       |
|-------------|----------------------|----------|
| 2004        | Over, Matt           | 19       |
| 2016        | Day, Jimmy           | 13       |
| 1976        | Schwartzberg, Jim    | 12       |
| 2004        | Gibson, Nate         | 9        |
| 2009        | Scheffler, Jack      | 9        |
| 2017        | Walker, Justin       | 9        |
| 2014        | Coon, Jake           | 8        |
| 2015        | Day, Jimmy           | 8        |
| 2019        | Elliott, Clark       | 8        |
| 2019        | Seagrist, John       | 8        |
| 2013        | Coon, Jake           | 7        |
| <b>2021</b> | <b>Jenkins, Ryan</b> | <b>7</b> |
| 1989        | Minchk, Kevin        | 7        |
| 2018        | Zavoli, Micheal      | 7        |
| 2001        | Bongiovanni, Vince   | 6        |
| 2010        | Brignola, Anthony    | 6        |
| 2008        | Golek, Jack          | 6        |
| 2019        | Koehler, Will        | 6        |
| 2004        | Maropis, Derek       | 6        |
| 2015        | Petersen, Jake       | 6        |
| 2014        | Petersen, Jake       | 6        |
| 1991        | Soske, Ed            | 6        |
| 2016        | Swanson, Blake       | 6        |
| 2009        | Weisshappel, Stephen | 6        |

**Most Walks (Single Season)**

| YR   | NAME               | BB |
|------|--------------------|----|
| 2019 | Elliott, Clark     | 43 |
| 2002 | Franzese, Jon      | 31 |
| 2000 | Pohlman, Dan       | 31 |
| 1975 | Shellenback, Frank | 31 |
| 1976 | George, Leo        | 30 |
| 1976 | Amato, Joe         | 28 |
| 2000 | Capinegro, Anthony | 28 |
| 1988 | Bradley, Byron     | 27 |
| 2008 | Day, John          | 27 |
| 1975 | George, Leo        | 26 |
| 1999 | Therault, Scott    | 26 |
| 2008 | Conroy, Tim        | 25 |
| 2001 | Jaynes, Mike       | 25 |
| 1976 | Shellenback, Carl  | 25 |
| 1988 | Sobocienski, Adam  | 25 |
| 1995 | Bey, Billy         | 24 |
| 2019 | Petersen, Rayth    | 24 |
| 1972 | Walliser, Carl     | 24 |
| 2018 | Elliott, Clark     | 23 |

**Most At-Bats with No Strike Outs (Single Season)  
(no longer tracked)**

| YR   | NAME               | AB |
|------|--------------------|----|
| 1965 | Smith, Rob         | 76 |
| 1965 | Cavender, Jim      | 72 |
| 1967 | Cowell, Ron        | 70 |
| 1967 | Pohlman, Bud       | 64 |
| 1967 | Trebing, Chuck     | 64 |
| 1965 | Nelson, Len        | 60 |
| 1967 | Welch, Ted         | 59 |
| 1985 | Pena, Carlos       | 17 |
| 1994 | Russotiesi, Sal    | 17 |
| 1970 | Bond, Clayton      | 14 |
| 1991 | Nakaguchi, Jeff    | 14 |
| 1993 | Steinhoffer, Shane | 11 |
| 1993 | Ciaglia, Craig     | 10 |
| 1980 | Skogh, Pete        | 10 |

**BHS Single Season: Individual Batting Records**

**Most Stolen Bases (Single Season)**

| YR   | NAME                | SB |
|------|---------------------|----|
| 1998 | Flubacker, Kyle     | 38 |
| 1988 | Plaskas, Brett      | 36 |
| 1991 | Armetta, Jason      | 31 |
| 1970 | Jarrard, Clisby     | 30 |
| 2014 | Pfeiffer, Mitch     | 29 |
| 1989 | Rives, Steve        | 28 |
| 1974 | Rife, Tim           | 25 |
| 1995 | Bey, Billy          | 24 |
| 1975 | Shellenback, Frank  | 23 |
| 1972 | Walliser, Carl      | 23 |
| 1976 | Shellenback, Carl   | 22 |
| 1997 | Flubacker, Kyle     | 21 |
| 2017 | Gosswein, Blake     | 19 |
| 1988 | Sokulski, Doug      | 19 |
| 2005 | Hall, Dain          | 18 |
| 1990 | Schumaker, Jason    | 18 |
| 1973 | Burke, Paul         | 17 |
| 1970 | Clawson, Steve      | 17 |
| 2006 | Hall, Dain          | 17 |
| 1973 | Rife, Tim           | 17 |
| 1982 | Boyd, Tom           | 16 |
| 1987 | Plaskas, Brett      | 16 |
| 1992 | Pollack, Brian      | 16 |
| 2004 | Salzenstein, Collin | 16 |
| 1995 | Saveley, Ken        | 16 |
| 1974 | Meeks, Rusty        | 15 |
| 1988 | Mensik, Tony        | 15 |
| 2004 | O'Hara, Joe         | 15 |
| 1995 | Anderson, Jon       | 14 |
| 2018 | Elliott, Clark      | 14 |
| 1987 | Mensik, Tony        | 14 |
| 2019 | Christoffer, A.J.   | 13 |
| 2017 | Korus, Jeff         | 13 |
| 1985 | McGregor, Tim       | 13 |
| 1998 | Mergott, Jason      | 13 |
| 2015 | Pfeiffer, Mitch     | 13 |
| 1997 | Tommaso, Tim        | 13 |

**Best AB:Strike Out Ratio (Single Season)**

| YR   | NAME                | AB:SO |
|------|---------------------|-------|
| 1991 | Armetta, Jason      | 120.0 |
| 1982 | Jones, Kevin        | 83.0  |
| 2004 | Salzenstein, Collin | 68.5  |
| 1986 | Noreen, Keith       | 51.0  |
| 1985 | Bradley, Mike       | 48.0  |
| 1985 | Cummings, Chris     | 44.5  |
| 2007 | Odell, Lee          | 44.0  |
| 1995 | Saveley, Ken        | 42.7  |
| 1987 | Wilson, Dan         | 38.0  |
| 1996 | Brawley, Mike       | 35.3  |
| 2002 | Salzenstein, Collin | 31.0  |
| 1973 | Carter, Scott       | 26.0  |
| 1994 | Saveley, Ken        | 26.0  |
| 1998 | Ermilio, Rocky      | 25.0  |
| 2003 | Salzenstein, Collin | 25.0  |
| 2004 | Broughton, Gabe     | 24.0  |
| 1990 | Contreras, Jamie    | 23.3  |
| 1976 | Schwartzberg, Jim   | 23.2  |
| 1994 | Costello, John      | 23.0  |
| 1983 | Wilson, Matt        | 22.5  |
| 1997 | Sayre, Jess         | 22.4  |
| 1997 | Mercer, Matt        | 22.0  |
| 1996 | Allendorph, George  | 20.7  |
| 1984 | Matthias, Tom       | 20.0  |
| 1971 | Roesslein, Mike     | 19.8  |
| 1970 | Holke, Bill         | 19.8  |
| 1997 | Moreno, Dimas       | 19.6  |
| 2003 | Bucalo, Dustin      | 19.4  |
| 1979 | Kelsch, Joe         | 19.0  |
| 1984 | Koch, David         | 19.0  |
| 1999 | Mickey, David       | 19.0  |
| 1974 | Baratta, Steve      | 18.5  |
| 1998 | Sayre, Jess         | 18.0  |
| 1971 | Walliser, Carl      | 18.0  |
| 1986 | Wilson, Dan         | 18.0  |
| 1995 | Anderson, Jon       | 17.5  |
| 2000 | Contreras, Mike     | 17.3  |
| 2010 | Brignola, Anthony   | 17.1  |
| 2005 | Marshall, Eric      | 17.1  |
| 2000 | Apiecioneck, Matt   | 17.0  |
| 2007 | Grabowski, Bryan    | 17.0  |
| 1998 | Nottke, C J         | 17.0  |
| 1971 | Bradley, Gary       | 16.8  |
| 1990 | Saveley, Chad       | 16.7  |
| 1994 | Anderson, Jon       | 16.5  |
| 1991 | Kruse, John         | 16.5  |
| 1970 | Mata, Jonas         | 16.2  |
| 2007 | Hall, Dain          | 16.2  |



**BHS Single Season: Individual Batting Records**

**Most Strikeouts (Single Season)**

| YR   | NAME                 | SO |
|------|----------------------|----|
| 2001 | Pierce, Jason        | 36 |
| 2000 | Bongiovanni, Vince   | 33 |
| 2009 | Handler, Gus         | 33 |
| 2015 | Delaurentis, Anthony | 32 |
| 1997 | Oliva, Matt          | 31 |
| 1973 | Rife, Tim            | 28 |
| 2009 | Scheffler, Jack      | 28 |
| 2009 | Weisshappel, Stephen | 28 |
| 2002 | Pierce, Jason        | 27 |
| 2014 | Yorton, Shane        | 27 |
| 2010 | Alfonso, Ricky       | 26 |
| 1988 | Acerra, Marc         | 25 |
| 2011 | Beath, Doug          | 25 |
| 1976 | Bottom, Steve        | 25 |
| 1976 | Feit, John           | 25 |
| 1975 | Feit, John           | 25 |
| 2017 | Kozlowski, Eric      | 25 |
| 1998 | Mercer, Matt         | 25 |
| 2013 | Petersen, Jake       | 25 |
| 1976 | Shellenback, Carl    | 25 |

**Most Errors (Single Season)**

| YR   | NAME                | E  |
|------|---------------------|----|
| 2005 | Hall, Dain          | 23 |
| 2012 | Coco, Chris         | 21 |
| 2002 | Pierce, Jason       | 20 |
| 1972 | Walliser, Carl      | 20 |
| 1985 | Cummings, Chris     | 17 |
| 2018 | Elliott, Clark      | 17 |
| 2004 | Salzenstein, Collin | 17 |
| 1990 | Boka, Ben           | 16 |
| 1976 | Jakus, Steve        | 16 |
| 2006 | Odell, Lee          | 16 |
| 1988 | Sokulski, Doug      | 16 |
| 2018 | Bogaerts, Nick      | 15 |
| 1988 | Bradley, Byron      | 15 |
| 1966 | Brown, Greg         | 15 |
| 1976 | Koch, Steve         | 15 |
| 1974 | Meeks, Rusty        | 15 |
| 1997 | Moreno, Dimas       | 15 |
| 2013 | Lidge, Dylan        | 15 |
| 1973 | Nash, Rick          | 15 |
| 1988 | Plaskas, Brett      | 15 |
| 1992 | Post, Mark          | 15 |
| 1991 | Post, Mark          | 15 |
| 1974 | Rife, Tim           | 15 |

*BHS Single Season: Individual Batting Records*

*This page is intentionally blank*

**BHS Single Season: Individual Pitching Records**

**Lowest Earned Run Average (Single Season)  
(At least 25 innings pitched)**

| YR          | NAME                | ERA         |
|-------------|---------------------|-------------|
| 2019        | Nowicki, R.J.       | 0.23        |
| 2017        | Loutos, Ryan        | 0.47        |
| 1972        | Perry, Steve        | 0.58        |
| 2019        | Holler, Nate        | 0.72        |
| 1995        | Brauch, Robert      | 0.73        |
| 2005        | Marshall, Eric      | 0.87        |
| 1969        | Olson, Dave         | 0.88        |
| 2004        | O'Connell, Drew     | 0.92        |
| 1986        | Noreen, Keith       | 0.93        |
| 2007        | Buchholz, Sean      | 0.98        |
| 2016        | Gosswein, Brooks    | 0.98        |
| 1974        | Simond, Rob         | 1.04        |
| 1975        | Simond, Rob         | 1.09        |
| 1965        | Schumaker, Don      | 1.12        |
| <b>2021</b> | <b>Vojack, Matt</b> | <b>1.12</b> |
| 1992        | Engle, Jeremy       | 1.16        |
| 1981        | Trenning, Jeff      | 1.20        |
| 1987        | Wilson, Dan         | 1.21        |
| 1974        | Bock, Eric          | 1.26        |
| 1972        | Koenen, John        | 1.27        |
| 1971        | Heyse, Don          | 1.32        |
| 1983        | Shotkoski, Dave     | 1.35        |
| 2016        | Loutos, Ryan        | 1.39        |
| 1980        | Trenning, Jeff      | 1.39        |
| 2004        | Marshall, Eric      | 1.47        |
| 1974        | Donovan, Kevin      | 1.48        |
| 2018        | Nowicki, R.J.       | 1.49        |
| 1967        | Tolpo, Vince        | 1.49        |
| 1976        | Feit, John          | 1.51        |
| 1973        | Eldridge, Rob       | 1.56        |
| 2010        | Lundmark, Jackson   | 1.56        |
| 2010        | McDonnell, Robby    | 1.56        |
| 1978        | Seaton, Joe         | 1.62        |
| 1991        | Glendinning, Brent  | 1.65        |
| 2016        | Zyzda, Jake         | 1.65        |
| 1970        | Duhaime, Mike       | 1.67        |
| 1980        | Trautwein, John     | 1.69        |
| 1986        | Wilson, Dan         | 1.69        |
| 1996        | Feit, Mike Jr.      | 1.69        |
| 1971        | Bond, Clayton       | 1.73        |
| 1998        | Austin, John        | 1.75        |
| 1966        | Cowell, Jack        | 1.81        |
| 1969        | Rice, Bob           | 1.82        |
| 2013        | Nelson, Scott       | 1.82        |
| 1998        | Pohlman, Dan        | 1.82        |
| 1966        | Schumaker, Don      | 1.84        |
| 2010        | Buchholz, Sean      | 1.84        |
| 1973        | Bock, Eric          | 1.90        |
| 1987        | Wambach, James      | 1.91        |

**Most Wins (Single Season)**

| YR          | NAME                | W        |
|-------------|---------------------|----------|
| 2005        | Marshall, Eric      | 14       |
| 1987        | Wilson, Dan         | 14       |
| 2004        | O'Connell, Drew     | 13       |
| 1986        | Wilson, Dan         | 13       |
| 1970        | Duhaime, Mike       | 12       |
| 1976        | Feit, John          | 12       |
| 1967        | Tolpo, Vince        | 12       |
| 1994        | Archibald, Ryan     | 11       |
| 1997        | Austin, John        | 11       |
| 1991        | Glendinning, Brent  | 11       |
| 1978        | Seaton, Joe         | 11       |
| 1998        | Austin, John        | 10       |
| 2019        | Holler, Nate        | 10       |
| 1978        | Noreen, Kevin       | 10       |
| 2019        | Nowicki, R.J.       | 10       |
| 1972        | Perry, Steve        | 10       |
| 1976        | Shellenback, Carl   | 10       |
| 1980        | Trautwein, John     | 10       |
| 1988        | Anderson, Dave      | 9        |
| 1987        | Anderson, Dave      | 9        |
| 1973        | Bock, Eric          | 9        |
| 1971        | Bond, Clayton       | 9        |
| 1995        | Brauch, Robert      | 9        |
| 2005        | Chapman, Billy      | 9        |
| 2017        | Loutos, Ryan        | 9        |
| 2009        | McDonnell, Robby    | 9        |
| 2013        | Nelson, Scott       | 9        |
| 1998        | Pohlman, Dan        | 9        |
| 1980        | Tichy, Paul         | 9        |
| 1990        | Birmingham, Matt    | 8        |
| 1993        | Engle, Jeremy       | 8        |
| 2004        | Marshall, Eric      | 8        |
| 2001        | Payton, Grant       | 8        |
| 1990        | Sander, Matt        | 8        |
| 1983        | Shotkoski, Dave     | 8        |
| 1974        | Simond, Rob         | 8        |
| 1982        | Yaney, Joe          | 8        |
| 1974        | Bock, Eric          | 7        |
| 1988        | Coll, Brian         | 7        |
| 1992        | Engle, Jeremy       | 7        |
| 1986        | Faith, Peter        | 7        |
| 1995        | Franzese, Nick      | 7        |
| 1999        | Kerns, Andrew       | 7        |
| 1986        | Noreen, Keith       | 7        |
| 1999        | Pohlman, Dan        | 7        |
| 1977        | Ryckman, Kurt       | 7        |
| 1988        | Schubbe, Chris      | 7        |
| 1975        | Simond, Rob         | 7        |
| 1981        | Trenning, Jeff      | 7        |
| <b>2021</b> | <b>Vojack, Matt</b> | <b>7</b> |
| 2016        | Zyzda, Jake         | 7        |

**BHS Single Season: Individual Pitching Records**

**Most Pitching Appearances (Single Season)**

| <b>YR</b> | <b>NAME</b>       | <b>G</b> |
|-----------|-------------------|----------|
| 1996      | Bolich, Steve     | 21       |
| 1987      | Wilson, Dan       | 20       |
| 1994      | Archibald, Ryan   | 19       |
| 1997      | Austin, John      | 19       |
| 2010      | Rogers, Chris     | 19       |
| 1990      | Sander, Matt      | 19       |
| 1966      | Cowell, Jack      | 18       |
| 1995      | McNichols, Sean   | 18       |
| 2000      | Pohlman, Dan      | 18       |
| 2002      | Schultz, Steve    | 18       |
| 1988      | Anderson, Dave    | 17       |
| 1990      | Birmingham, Matt  | 17       |
| 2005      | Marshall, Eric    | 17       |
| 1986      | Wilson, Dan       | 17       |
| 1995      | Brauch, Robert    | 16       |
| 2005      | Brignola, Bobby   | 16       |
| 1988      | Coll, Brian       | 16       |
| 2009      | McDonnell, Robby  | 16       |
| 2018      | Nowicki, R.J.     | 16       |
| 2004      | O'Connell, Drew   | 16       |
| 1967      | Tolpo, Vince      | 16       |
| 2009      | Buchholz, Sean    | 15       |
| 2005      | Chapman, Billy    | 15       |
| 1992      | Engle, Jeremy     | 15       |
| 2018      | Holler, Nate      | 15       |
| 2006      | Kazmier, Keith    | 15       |
| 2011      | Redpath, Max      | 15       |
| 1992      | Schmalz, Darin    | 15       |
| 1974      | Simond, Rob       | 15       |
| 2008      | Unak, Tom         | 15       |
| 1998      | Austin, John      | 14       |
| 1985      | Bauser, John      | 14       |
| 1973      | Bock, Eric        | 14       |
| 1986      | Faith, Peter      | 14       |
| 1999      | Kerns, Andrew     | 14       |
| 2013      | Nelson, Scott     | 14       |
| 1986      | Noreen, Keith     | 14       |
| 2001      | Payton, Grant     | 14       |
| 1972      | Perry, Steve      | 14       |
| 1989      | Schubbe, Chris    | 14       |
| 1976      | Shellenback, Carl | 14       |
| 1983      | Shotkoski, Dave   | 14       |
| 1980      | Tichy, Paul       | 14       |
| 2010      | Tureck, Tyler     | 14       |
| 2012      | Waliczek, Frank   | 14       |

**Most Innings Pitched (Single Season)**

| <b>YR</b> | <b>NAME</b>        | <b>IP</b> |
|-----------|--------------------|-----------|
| 1967      | Tolpo, Vince       | 108.0     |
| 1987      | Wilson, Dan        | 104.0     |
| 2004      | O'Connell, Drew    | 98.2      |
| 2005      | Marshall, Eric     | 97.0      |
| 1988      | Anderson, Dave     | 92.0      |
| 1994      | Archibald, Ryan    | 87.2      |
| 1986      | Wilson, Dan        | 87.0      |
| 1970      | Duhaime, Mike      | 84.0      |
| 1976      | Feit, John         | 83.2      |
| 1997      | Austin, John       | 82.1      |
| 2006      | Chapman, Billy     | 81.0      |
| 1974      | Simond, Rob        | 81.0      |
| 1976      | Shellenback, Carl  | 80.1      |
| 2005      | Chapman, Billy     | 77.2      |
| 1990      | Birmingham, Matt   | 77.1      |
| 1973      | Bock, Eric         | 77.1      |
| 1995      | Brauch, Robert     | 76.1      |
| 1991      | Glendinning, Brent | 76.1      |
| 1980      | Trautwein, John    | 74.2      |
| 1978      | Seaton, Joe        | 73.2      |
| 1972      | Perry, Steve       | 72.1      |
| 1966      | Schumaker, Don     | 72.1      |
| 1998      | Austin, John       | 72.0      |
| 1980      | Tichy, Paul        | 71.2      |
| 2009      | Buchholz, Sean     | 70.1      |
| 1975      | Simond, Rob        | 70.1      |
| 2009      | McDonnell, Robby   | 70.0      |
| 2013      | Nelson, Scott      | 69.1      |
| 1965      | Schumaker, Don     | 69.0      |
| 1993      | Engle, Jeremy      | 68.2      |
| 1990      | Sander, Matt       | 68.2      |
| 2001      | Bongiovanni, Vince | 68.0      |
| 2000      | Bongiovanni, Vince | 68.0      |
| 2006      | Kazmier, Keith     | 68.0      |
| 2010      | Tureck, Tyler      | 67.2      |
| 1983      | Shotkoski, Dave    | 67.1      |
| 1992      | Engle, Jeremy      | 66.1      |
| 2012      | Waliczek, Frank    | 66.1      |
| 1998      | Pohlman, Dan       | 65.1      |
| 1989      | Schubbe, Chris     | 65.1      |
| 1978      | Noreen, Kevin      | 65.0      |
| 2007      | Ryan, Nolan        | 64.0      |
| 1981      | Trenning, Jeff     | 64.0      |
| 2008      | Buchholz, Sean     | 63.0      |
| 2013      | Trautwein, Wyatt   | 63.0      |
| 1987      | Anderson, Dave     | 62.0      |
| 1999      | Pohlman, Dan       | 61.1      |
| 1974      | Bock, Eric         | 61.0      |
| 1999      | Kerns, Andrew      | 61.0      |

**BHS Single Season: Individual Pitching Records**

**Most Saves (Single Season)**

| YR          | NAME                 | S        |
|-------------|----------------------|----------|
| 2018        | Holler, Nate         | 7        |
| 1996        | Bolich, Steve        | 7        |
| 1982        | Shotkoski, Dave      | 6        |
| 1978        | Bock, Brian          | 5        |
| 2014        | Kubiuk, Dan          | 5        |
| 1995        | Alley, Eric          | 4        |
| 1997        | Austin, John         | 4        |
| 1989        | Birmingham, Matt     | 4        |
| 1995        | McNichols, Sean      | 4        |
| 1983        | Shotkoski, Dave      | 4        |
| 1992        | Engle, Jeremy        | 3        |
| 2015        | Johnson, Luke        | 3        |
| 1979        | Joyce, Mike          | 3        |
| <b>2021</b> | <b>Koehler, Ryan</b> | <b>3</b> |
| 2000        | Payton, Grant        | 3        |
| 2010        | Rogers, Chris        | 3        |
| 1992        | Schmalz, Darin       | 3        |
| 1980        | Tichy, Paul          | 3        |
| 1987        | Wilson, Dan          | 3        |

**Most Shutouts (Single Season)**

(no longer tracked)

| YR   | NAME              | SH |
|------|-------------------|----|
| 2005 | Marshall, Eric    | 8  |
| 1998 | Austin, John      | 4  |
| 1973 | Bock, Eric        | 4  |
| 2004 | O'Connell, Drew   | 4  |
| 1974 | Simond, Rob       | 4  |
| 1987 | Wilson, Dan       | 4  |
| 1997 | Austin, John      | 3  |
| 1974 | Bock, Eric        | 3  |
| 1995 | Brauch, Robert    | 3  |
| 1973 | Donovan, Kevin    | 3  |
| 1995 | Franzese, Nick    | 3  |
| 2010 | Lundmark, Jackson | 3  |
| 2009 | McDonnell, Robby  | 3  |

**Most Complete Games (Single Season)**

(no longer tracked)

| YR   | NAME               | CG |
|------|--------------------|----|
| 1987 | Wilson, Dan        | 13 |
| 2004 | O'Connell, Drew    | 12 |
| 1970 | Duhaime, Mike      | 11 |
| 1976 | Feit, John         | 11 |
| 2005 | Marshall, Eric     | 11 |
| 1998 | Austin, John       | 10 |
| 1991 | Glendinning, Brent | 10 |
| 1976 | Shellenback, Carl  | 10 |
| 1974 | Simond, Rob        | 10 |
| 1980 | Trautwein, John    | 10 |
| 1988 | Anderson, Dave     | 9  |
| 1972 | Perry, Steve       | 9  |
| 1978 | Seaton, Joe        | 9  |
| 1973 | Bock, Eric         | 8  |
| 1974 | Bock, Eric         | 8  |
| 1993 | Engle, Jeremy      | 8  |
| 1983 | Shotkoski, Dave    | 8  |
| 1986 | Wilson, Dan        | 8  |
| 1994 | Archibald, Ryan    | 7  |
| 1997 | Austin, John       | 7  |
| 1971 | Bond, Clayton      | 7  |
| 2006 | Chapman, Billy     | 7  |
| 2005 | Chapman, Billy     | 7  |
| 1978 | Noreen, Kevin      | 7  |
| 2003 | O'Connell, Drew    | 7  |
| 1998 | Pohlman, Dan       | 7  |
| 1993 | Schmalz, Darin     | 7  |
| 1966 | Schumaker, Don     | 7  |
| 1975 | Simond, Rob        | 7  |
| 1980 | Tichy, Paul        | 7  |
| 1981 | Trenning, Jeff     | 7  |
| 1969 | Allen, Don         | 6  |
| 1973 | Eldridge, Rob      | 6  |
| 2006 | Kazmier, Keith     | 6  |
| 2004 | Marshall, Eric     | 6  |
| 1969 | Olson, Dave        | 6  |
| 1984 | Trautwein, Dave    | 6  |
| 2012 | Waliczek, Frank    | 6  |
| 1987 | Anderson, Dave     | 5  |
| 1990 | Birmingham, Matt   | 5  |
| 1970 | Bond, Clayton      | 5  |
| 2000 | Bongiovanni, Vince | 5  |
| 2001 | Bongiovanni, Vince | 5  |
| 2009 | Buchholz, Sean     | 5  |
| 1986 | Faith, Peter       | 5  |
| 1975 | Feit, John         | 5  |
| 1995 | Franzese, Nick     | 5  |
| 1972 | Koenen, John       | 5  |
| 1986 | Noreen, Keith      | 5  |
| 2012 | Rogers, Jon        | 5  |
| 1991 | Schmalz, Darin     | 5  |

**BHS Single Season: Individual Pitching Records**

**Highest Strikeout % (Single Season)  
(At Least 25 Innings Pitched)**

| YR          | NAME                     | K%           |
|-------------|--------------------------|--------------|
| 2010        | McDonnell, Robby         | 47.9%        |
| 1975        | Simond, Rob              | 46.0%        |
| 2017        | Loutos, Ryan             | 42.8%        |
| 1974        | Simond, Rob              | 42.1%        |
| 1999        | Pohlman, Dan             | 41.1%        |
| 2016        | Gosswein, Brooks         | 40.9%        |
| 1977        | Skorupa, Elliott         | 38.1%        |
| 1987        | Wilson, Dan              | 36.9%        |
| 2004        | O'Connell, Drew          | 36.6%        |
| 1982        | Skorupa, Paul            | 36.3%        |
| 2019        | Holler, Nate             | 35.9%        |
| 1967        | Tolpo, Vince             | 34.9%        |
| 1971        | Perry, Steve             | 34.0%        |
| 1974        | Bock, Eric               | 33.9%        |
| 1971        | Heyse, Bob               | 33.8%        |
| 1983        | Shotkoski, Dave          | 32.9%        |
| 2008        | Ryan, Nolan              | 32.3%        |
| 1974        | Donovan, Kevin           | 31.4%        |
| 1965        | Schumaker, Don           | 31.4%        |
| 2009        | McDonnell, Robby         | 30.9%        |
| 1987        | Hynds, Bryan             | 30.8%        |
| 1973        | Eldridge, Rob            | 30.4%        |
| 2019        | Nowicki, R.J.            | 30.0%        |
| 2012        | Waliczek, Frank          | 29.5%        |
| 2010        | Buchholz, Sean           | 29.4%        |
| 2007        | Buchholz, Sean           | 29.2%        |
| 2017        | Gosswein, Brooks         | 29.2%        |
| 1980        | Tichy, Paul              | 29.2%        |
| 1986        | Wilson, Dan              | 29.1%        |
| 1976        | Feit, John               | 29.0%        |
| 1993        | Engle, Jeremy            | 29.0%        |
| 1989        | Slagle, Eric             | 28.9%        |
| <b>2021</b> | <b>Hoffman, Danny</b>    | <b>28.7%</b> |
| <b>2021</b> | <b>Eisenbarth, Logan</b> | <b>28.6%</b> |
| <b>2021</b> | <b>Vojack, Matt</b>      | <b>28.6%</b> |
| 2000        | Bongiovanni, Vince       | 28.4%        |
| 2018        | Nowicki, R.J.            | 28.2%        |
| 1987        | Wambach, James           | 28.3%        |
| 1995        | Rengel, Nick             | 28.1%        |
| 1973        | Bock, Eric               | 27.9%        |
| 2005        | Marshall, Eric           | 27.9%        |
| 2008        | Buchholz, Sean           | 27.9%        |
| 1998        | Austin, John             | 27.8%        |
| 2000        | Pohlman, Dan             | 27.6%        |
| 2017        | Yorton, Will             | 27.4%        |
| 2016        | Loutos, Ryan             | 26.9%        |
| 1981        | Trenning, Jeff           | 26.9%        |
| 1972        | Koenen, John             | 26.8%        |
| 1966        | Cowell, Jack             | 26.8%        |
| 1972        | Perry, Steve             | 26.7%        |
| 1988        | Coll, Brian              | 26.1%        |
| 2001        | Bongiovanni, Vince       | 26.0%        |
| 2006        | Kazmier, Keith           | 25.7%        |

**Lowest Walk % (Single Season)  
(At Least 25 Innings Pitched)**

| YR          | NAME                     | BB%         |
|-------------|--------------------------|-------------|
| 2017        | Loutos, Ryan             | 2.8%        |
| 2013        | Nelson, Scott            | 3.5%        |
| 2009        | Unak, Tom                | 4.4%        |
| 2018        | Fakhoury, Rami           | 4.5%        |
| 2018        | Medina, Jackson          | 4.5%        |
| 2019        | Holler, Nate             | 4.7%        |
| 1969        | Rice, Bob                | 4.8%        |
| 2015        | Delaurentis, Anthony     | 5.0%        |
| 2008        | Unak, Tom                | 5.1%        |
| 1992        | Schmalz, Darin           | 5.3%        |
| 2016        | Zyzda, Jake              | 5.3%        |
| <b>2021</b> | <b>Vojack, Matt</b>      | <b>5.4%</b> |
| 2019        | Nowicki, R.J.            | 5.7%        |
| 1999        | Mickey, David            | 5.9%        |
| 1998        | Favia, Frank             | 5.9%        |
| 1986        | Noreen, Keith            | 6.3%        |
| 2013        | Pieterzak, Matt          | 6.5%        |
| 1991        | Schmalz, Darin           | 6.5%        |
| 2010        | Rogers, Chris            | 6.7%        |
| 1972        | Koenen, John             | 6.7%        |
| 2000        | Zuniga, Darrell          | 6.8%        |
| 2016        | Loutos, Ryan             | 6.9%        |
| 1993        | Engle, Jeremy            | 7.1%        |
| 2015        | Gosswein, Brooks         | 7.1%        |
| 2004        | O'Connell, Drew          | 7.1%        |
| 1977        | Ryckman, Kurt            | 7.1%        |
| 1992        | Hurzeler, Jim            | 7.1%        |
| 2018        | Bogaerts, Nick           | 7.2%        |
| 2006        | Kazmier, Keith           | 7.2%        |
| 1976        | Ryckman, Kurt            | 7.2%        |
| 2011        | Gerrard, Greg            | 7.3%        |
| <b>2021</b> | <b>Eisenbarth, Logan</b> | <b>7.4%</b> |
| 2012        | Waliczek, Frank          | 7.4%        |
| 1985        | Noreen, Keith            | 7.4%        |
| 2005        | Marshall, Eric           | 7.5%        |
| 1997        | Austin, John             | 7.6%        |
| 2012        | Rogers, Jon              | 7.6%        |
| 2007        | Buchholz, Sean           | 7.6%        |
| 2001        | Ramirez, Rogelio         | 7.6%        |
| 1998        | Austin, John             | 7.7%        |
| 1993        | Archibald, Ryan          | 7.7%        |
| 2013        | Balogh, Dylan            | 7.7%        |
| 2014        | Delaurentis, Anthony     | 7.8%        |
| 1986        | Wilson, Dan              | 7.8%        |
| 1988        | Anderson, Dave           | 7.9%        |
| 2018        | Ensign, Daniel           | 8.0%        |
| 1998        | Oviatt, Chip             | 8.0%        |
| 1989        | Faith, Matt              | 8.0%        |
| 2005        | Chapman, Billy           | 8.0%        |
| 1995        | Franzese, Nick           | 8.2%        |
| 1996        | Rengel, Nick             | 8.2%        |
| 1994        | Brauch, Robert           | 8.3%        |
| 1990        | Birmingham, Matt         | 8.4%        |

**BHS Single Season: Individual Pitching Records**

**Lowest WHIP (Single Season)  
(At Least 25 Innings Pitched)**

| YR          | NAME                     | WHIP        |
|-------------|--------------------------|-------------|
| 2017        | Loutos, Ryan             | 0.57        |
| 2019        | Holler, Nate             | 0.69        |
| 2016        | Gosswein, Brooks         | 0.77        |
| 2019        | Nowicki, R.J.            | 0.79        |
| 2005        | Marshall, Eric           | 0.81        |
| 2004        | O'Connell, Drew          | 0.85        |
| 1996        | Austin, John             | 0.87        |
| 1987        | Wilson, Dan              | 0.88        |
| 1975        | Simond, Rob              | 0.91        |
| 1969        | Rice, Bob                | 0.92        |
| 2016        | Zyzda, Jake              | 0.92        |
| 1991        | Schmalz, Darin           | 0.97        |
| 1995        | Brauch, Robert           | 0.98        |
| 1973        | Bock, Eric               | 1.01        |
| 1986        | Wilson, Dan              | 1.01        |
| 1972        | Koenen, John             | 1.01        |
| 1974        | Simond, Rob              | 1.01        |
| 2010        | McDonnell, Robby         | 1.02        |
| 1978        | Seaton, Joe              | 1.03        |
| 1972        | Perry, Steve             | 1.04        |
| 2007        | Buchholz, Sean           | 1.04        |
| 1992        | Schmalz, Darin           | 1.04        |
| 1995        | McNichols, Sean          | 1.05        |
| 1974        | Bock, Eric               | 1.05        |
| 1992        | Engle, Jeremy            | 1.06        |
| 1998        | Austin, John             | 1.06        |
| 2000        | Bongiovanni, Vince       | 1.07        |
| 1993        | Engle, Jeremy            | 1.08        |
| 1966        | Cowell, Jack             | 1.10        |
| 1980        | Trenning, Jeff           | 1.10        |
| 1971        | Perry, Steve             | 1.11        |
| 1983        | Shotkoski, Dave          | 1.11        |
| 1995        | Franzese, Nick           | 1.12        |
| 1986        | Noreen, Keith            | 1.12        |
| 2013        | Nelson, Scott            | 1.13        |
| 1971        | Heyse, Don               | 1.13        |
| 1975        | Feit, John               | 1.14        |
| 1981        | Trenning, Jeff           | 1.14        |
| 1997        | Austin, John             | 1.14        |
| 1991        | Glendinning, Brent       | 1.15        |
| 2016        | Loutos, Ryan             | 1.16        |
| 1996        | Feit, Mike Jr.           | 1.19        |
| 1980        | Trautwein, John          | 1.19        |
| 1971        | Heyse, Bob               | 1.20        |
| 2018        | Nowicki, R.J.            | 1.20        |
| 1980        | Tichy, Paul              | 1.20        |
| 2007        | Ryan, Nolan              | 1.20        |
| 1969        | Olson, Dave              | 1.20        |
| 1993        | Schmalz, Darin           | 1.20        |
| 1989        | Faith, Matt              | 1.20        |
| 2018        | Fakhoury, Rami           | 1.21        |
| 1999        | Pohlman, Dan             | 1.21        |
| <b>2021</b> | <b>Eisenbarth, Logan</b> | <b>1.22</b> |

**Most Hits Allowed (Single Season)  
Single Season Pitching Records**

**Most Batters Faced (Single Season)**

**BHS Single Season: Individual Pitching Records**

| YR   | NAME             | H  |
|------|------------------|----|
| 1988 | Anderson, Dave   | 96 |
| 1994 | Archibald, Ryan  | 95 |
| 2006 | Chapman, Billy   | 84 |
| 2000 | Kerns, Andrew    | 74 |
| 2005 | Chapman, Billy   | 73 |
| 1990 | Birmingham, Matt | 72 |
| 2010 | Tureck, Tyler    | 71 |
| 2011 | Ward, Taylor     | 71 |
| 2009 | Unak, Tom        | 70 |
| 2009 | Buchholz, Sean   | 69 |
| 2008 | Unak, Tom        | 69 |
| 2013 | Nelson, Scott    | 68 |
| 1997 | Austin, John     | 67 |
| 1999 | Kerns, Andrew    | 64 |
| 2006 | Kazmier, Keith   | 63 |
| 2005 | Brignola, Bobby  | 62 |
| 1970 | Duhaime, Mike    | 62 |
| 1998 | Oviatt, Chip     | 62 |
| 1990 | Sander, Matt     | 62 |
| 2012 | Waliczek, Frank  | 61 |
| 1986 | Wilson, Dan      | 60 |

| YR   | NAME               | BFP |
|------|--------------------|-----|
| 1987 | Wilson, Dan        | 420 |
| 1988 | Anderson, Dave     | 416 |
| 1994 | Archibald, Ryan    | 399 |
| 2005 | Marshall, Eric     | 387 |
| 2004 | O'Connell, Drew    | 382 |
| 1976 | Feit, John         | 369 |
| 1970 | Duhaime, Mike      | 368 |
| 2006 | Chapman, Billy     | 364 |
| 1997 | Austin, John       | 357 |
| 1986 | Wilson, Dan        | 357 |
| 2005 | Chapman, Billy     | 349 |
| 1990 | Birmingham, Matt   | 344 |
| 1976 | Shellenback, Carl  | 339 |
| 2009 | Buchholz, Sean     | 328 |
| 1974 | Simond, Rob        | 328 |
| 1991 | Glendinning, Brent | 324 |
| 1967 | Tolpo, Vince       | 324 |
| 2009 | McDonnell, Robby   | 320 |
| 1966 | Schumaker, Don     | 320 |
| 2001 | Bongiovanni, Vince | 319 |
| 1973 | Bock, Eric         | 315 |
| 1990 | Sander, Matt       | 308 |
| 1972 | Perry, Steve       | 307 |
| 1995 | Brauch, Robert     | 306 |

**Most Wild Pitches (Single Season)**

| YR   | NAME               | WP |
|------|--------------------|----|
| 1988 | Anderson, Dave     | 20 |
| 1999 | Kerns, Andrew      | 20 |
| 1988 | Schubbe, Chris     | 16 |
| 1988 | Coll, Brian        | 13 |
| 1989 | Schubbe, Chris     | 13 |
| 2016 | Loutos, Ryan       | 11 |
| 1990 | Sander, Matt       | 11 |
| 1983 | Shotkoski, Dave    | 11 |
| 1994 | Archibald, Ryan    | 10 |
| 2009 | Buchholz, Sean     | 10 |
| 1983 | Eckl, Bob          | 10 |
| 1993 | Engle, Jeremy      | 10 |
| 1997 | Pohlman, Dan       | 10 |
| 2006 | Rische, Clay       | 10 |
| 1984 | Trautwein, Dave    | 10 |
| 2012 | Waliczek, Frank    | 10 |
| 2003 | Broughton, Gabe    | 9  |
| 2006 | Chapman, Billy     | 9  |
| 1989 | Faith, Matt        | 9  |
| 1986 | Faith, Peter       | 9  |
| 1991 | Glendinning, Brent | 9  |
| 1991 | Kristof, Tom       | 9  |
| 2016 | Palomo, Levi       | 9  |
| 1978 | Seaton, Joe        | 9  |
| 1987 | Wilson, Dan        | 9  |

**Most Hit Batters (Single Season)**

| YR   | NAME               | HB |
|------|--------------------|----|
| 2013 | Trautwein, Wyatt   | 14 |
| 2005 | Chapman, Billy     | 12 |
| 2005 | Marshall, Eric     | 12 |
| 1995 | Franzese, Nick     | 10 |
| 2016 | Zyzda, Jake        | 10 |
| 1990 | Birmingham, Matt   | 9  |
| 2019 | Holler, Nate       | 9  |
| 1997 | Oliva, Matt        | 9  |
| 1994 | Franzese, Nick     | 8  |
| 2019 | Sabatello, Sammy   | 8  |
| 2009 | Unak, Tom          | 8  |
| 2011 | Weissappel, Mike   | 8  |
| 1997 | Austin, John       | 7  |
| 1971 | Bond, Clayton      | 7  |
| 2006 | Chapman, Billy     | 7  |
| 1970 | Duhaime, Mike      | 7  |
| 1973 | Eldridge, Rob      | 7  |
| 1976 | Hartwig, Greg      | 7  |
| 2013 | Hillestad, Bennett | 7  |
| 2012 | MacCartney, Connor | 7  |
| 2018 | Medina, Jackson    | 7  |
| 2013 | Nelson, Scott      | 7  |
| 2014 | Trautwein, Wyatt   | 7  |
| 2012 | Waliczek, Frank    | 7  |
| 1987 | Wilson, Dan        | 7  |



## BHS Single Season: Alphabetical Listing of All Players' Batting Statistics

| YR   | NAME               | G  | AB  | R  | H  | AVG   | GW | 2B | 3B | HR | TB | SLG   | RBI | SAC | SF | SB | ATT | SO | BB | HB | OBA   | OPS   | OE | E |
|------|--------------------|----|-----|----|----|-------|----|----|----|----|----|-------|-----|-----|----|----|-----|----|----|----|-------|-------|----|---|
| 1984 | Abernethy, Tom     | 10 | 5   | 5  | 1  | .200  | 0  | 0  | 0  | 0  | 1  | .200  | 0   | 0   | 0  | 0  | 0   | 1  | 2  | 0  | .429  | .629  | 5  | 0 |
| 1985 | Abernethy, Tom     | 27 | 60  | 14 | 18 | .300  | 2  | 4  | 0  | 0  | 22 | .367  | 8   | 2   | 1  | 2  | 5   | 6  | 19 | 0  | .463  | .830  | 22 | 8 |
| 1989 | Abrahamson, Eric   | 11 | 17  | 4  | 3  | .176  | 0  | 0  | 0  | 0  | 3  | .176  | 3   | 0   | 0  | 0  | 0   | 3  | 3  | 1  | .333  | .509  | 7  | 1 |
| 1987 | Acerra, Marc       | 20 | 23  | 4  | 6  | .261  | 0  | 2  | 2  | 0  | 12 | .522  | 4   | 0   | 0  | 0  | 0   | 6  | 3  | 1  | .370  | .892  | 8  | 0 |
| 1988 | Acerra, Marc       | 32 | 91  | 18 | 27 | .297  | 1  | 4  | 2  | 5  | 50 | .549  | 20  | 2   | 2  | 4  | 4   | 25 | 8  | 0  | .347  | .896  | 33 | 2 |
| 2018 | Ackard, Jake       | 10 | 2   | 3  | 0  | .000  |    | 0  | 0  | 0  | 0  | .000  | 0   | 0   | 0  | 1  | 2   | 1  | 2  | 0  | .500  | .500  | 0  | 0 |
| 2019 | Ackard, Jake       | 9  | 9   | 3  | 2  | .222  |    | 1  | 0  | 0  | 3  | .333  | 2   | 0   | 0  | 0  | 0   | 1  | 1  | 1  | .364  | .697  | 0  | 1 |
| 2016 | Acosta, Tyler      | 35 | 84  | 24 | 25 | .298  |    | 3  | 0  | 1  | 31 | .369  | 13  | 1   | 1  | 6  | 11  | 16 | 11 | 3  | .394  | .763  | 3  | 2 |
| 2017 | Acosta, Tyler      | 30 | 93  | 25 | 27 | .290  |    | 5  | 1  | 2  | 40 | .430  | 21  | 0   | 0  | 2  | 3   | 17 | 16 | 0  | .394  | .824  |    | 1 |
| 2018 | Acosta, Tyler      | 30 | 85  | 39 | 29 | .341  |    | 8  | 2  | 3  | 50 | .588  | 14  | 1   | 2  | 11 | 12  | 17 | 21 | 4  | .482  | 1.070 | 5  | 1 |
| 1973 | Adams, Steve       | 22 | 32  | 4  | 10 | .313  | 0  | 2  | 2  | 0  | 16 | .500  | 4   | 0   | 0  | 1  |     | 10 | 3  | 1  | .389  | .889  | 8  | 4 |
| 1974 | Adams, Steve       | 30 | 85  | 15 | 20 | .235  | 0  | 6  | 3  | 1  | 35 | .412  | 27  | 2   | 0  | 0  |     | 21 | 13 | 3  | .356  | .768  | 41 | 7 |
| 1977 | Ahlgren, Jon       | 14 | 27  | 6  | 9  | .333  | 0  | 0  | 1  | 0  | 11 | .407  | 1   | 1   | 0  | 2  |     | 5  | 1  | 0  | .357  | .764  | 7  | 0 |
| 1978 | Ahlgren, Jon       | 29 | 70  | 16 | 19 | .271  | 0  | 3  | 1  | 1  | 27 | .386  | 11  | 1   | 0  | 1  |     | 5  | 11 | 2  | .386  | .772  | 26 | 4 |
| 2016 | Aievoli, Ricky     | 2  | 1   | 0  | 0  | .000  |    | 0  | 0  | 0  | 0  | .000  | 0   | 0   | 0  | 0  | 0   | 1  | 0  | 0  | .000  | .000  | 0  | 0 |
| 2017 | Aievoli, Ricky     | 10 | 10  | 2  | 4  | .400  |    | 0  | 0  | 0  | 4  | .400  | 3   | 0   | 0  | 0  | 0   | 3  | 0  | 0  | .400  | .800  |    | 1 |
| 2009 | Alfonso, Ricky     | 11 | 32  | 7  | 10 | .313  |    | 3  | 0  | 0  | 13 | .406  | 6   | 1   | 0  | 0  |     | 3  | 4  | 2  | .421  | .827  |    | 1 |
| 2010 | Alfonso, Ricky     | 36 | 111 | 16 | 28 | .252  |    | 3  | 1  | 0  | 33 | .297  | 19  | 2   | 3  | 4  | 8   | 26 | 13 | 3  | .338  | .635  |    | 3 |
| 2011 | Alfonso, Ricky     | 34 | 109 | 30 | 40 | .367  |    | 16 | 2  | 0  | 60 | .550  | 14  | 1   | 0  | 5  | 8   | 17 | 20 | 1  | .469  | 1.019 |    | 0 |
| 1969 | Allen, Don         | 14 | 18  | 2  | 5  | .278  | 0  | 2  | 0  | 0  | 7  | .389  | 2   | 0   | 0  | 0  |     | 4  | 3  | 0  | .381  | .770  | 4  | 2 |
| 1996 | Allendorph, George | 26 | 62  | 19 | 23 | .371  | 0  | 4  | 2  | 0  | 31 | .500  | 14  | 0   | 1  | 3  | 4   | 3  | 11 | 2  | .474  | .974  | 33 | 5 |
| 1997 | Allendorph, George | 35 | 115 | 35 | 39 | .339  | 1  | 3  | 1  | 2  | 50 | .435  | 24  | 3   | 1  | 6  | 7   | 16 | 9  | 1  | .389  | .824  | 57 | 1 |
| 1994 | Alley, Eric        | 6  | 9   | 3  | 4  | .444  | 0  | 0  | 0  | 0  | 4  | .444  | 2   | 1   | 0  | 0  | 0   | 2  | 1  | 0  | .500  | .944  | 5  | 0 |
| 1995 | Alley, Eric        | 37 | 98  | 28 | 31 | .316  | 1  | 2  | 0  | 1  | 36 | .367  | 17  | 1   | 1  | 5  | 6   | 12 | 14 | 1  | .404  | .771  | 44 | 4 |
| 1996 | Alley, Eric        | 36 | 98  | 31 | 38 | .388  | 5  | 7  | 2  | 2  | 55 | .561  | 16  | 4   | 1  | 6  | 8   | 10 | 18 | 2  | .487  | 1.048 | 45 | 5 |
| 1973 | Alms, Dan          | 9  | 4   | 0  | 2  | .500  | 0  | 0  | 0  | 0  | 2  | .500  | 0   | 0   | 0  | 0  |     | 0  | 1  | 0  | .600  | 1.100 | 0  | 0 |
| 2008 | Alvarado, Emmanuel | 4  | 4   | 0  | 1  | .250  |    | 0  | 0  | 0  | 1  | .250  | 2   | 0   | 0  | 0  |     | 2  | 2  | 0  | .500  | .750  |    |   |
| 1975 | Amato, Don         | 15 | 24  | 7  | 8  | .333  | 0  | 2  | 0  | 1  | 13 | .542  | 3   | 1   | 0  | 2  |     | 4  | 3  | 0  | .407  | .949  | 9  | 1 |
| 1980 | Amato, Don         | 1  | 1   | 0  | 1  | 1.000 | 0  | 0  | 0  | 0  | 1  | 1.000 | 1   | 0   | 0  | 0  |     | 0  | 0  | 0  | 1.000 | 2.000 | 1  | 1 |
| 1981 | Amato, Don         | 22 | 49  | 13 | 11 | .224  | 1  | 1  | 0  | 1  | 15 | .306  | 6   | 3   | 0  | 4  |     | 9  | 8  | 0  | .333  | .639  | 18 | 4 |
| 1976 | Amato, Joe         | 37 | 89  | 26 | 21 | .236  | 0  | 6  | 0  | 2  | 33 | .371  | 13  | 0   | 0  | 1  |     | 20 | 28 | 4  | .438  | .809  | 37 | 7 |
| 1977 | Amis, Bryan        | 13 | 31  | 9  | 13 | .419  | 0  | 3  | 1  | 2  | 24 | .774  | 11  | 0   | 0  | 4  |     | 4  | 7  | 0  | .526  | 1.300 | 18 | 0 |
| 1987 | Anderson, Dave     | 11 | 1   | 0  | 0  | .000  | 0  | 0  | 0  | 0  | 0  | .000  | 0   | 0   | 0  | 0  | 0   | 1  | 1  | 0  | .500  | .500  | 0  | 5 |
| 1988 | Anderson, Dave     | 17 | 0   | 0  | 0  | .000  | 0  | 0  | 0  | 0  | 0  | .000  | 0   | 0   | 0  | 0  | 0   | 0  | 0  | 0  | .000  | .000  | 0  | 3 |

## BHS Single Season: Alphabetical Listing of All Players' Batting Statistics

| YR   | NAME              | G  | AB  | R  | H  | AVG   | GW | 2B | 3B | HR | TB | SLG   | RBI | SAC | SF | SB | ATT | SO | BB | HB | OBA   | OPS   | OE | E  |
|------|-------------------|----|-----|----|----|-------|----|----|----|----|----|-------|-----|-----|----|----|-----|----|----|----|-------|-------|----|----|
| 1990 | Anderson, Doug    | 19 | 28  | 10 | 8  | .286  | 0  | 1  | 0  | 1  | 12 | .429  | 6   | 0   | 0  | 0  | 0   | 5  | 6  | 1  | .429  | .858  | 15 | 3  |
| 1991 | Anderson, Doug    | 22 | 66  | 16 | 21 | .318  | 4  | 7  | 0  | 0  | 28 | .424  | 15  | 0   | 1  | 6  | 6   | 6  | 7  | 0  | .378  | .802  | 31 | 1  |
| 1994 | Anderson, Jon     | 31 | 66  | 19 | 25 | .379  | 1  | 0  | 1  | 1  | 30 | .455  | 13  | 2   | 1  | 5  | 8   | 4  | 5  | 0  | .417  | .872  | 31 | 9  |
| 1995 | Anderson, Jon     | 41 | 140 | 40 | 56 | .400  | 7  | 8  | 2  | 1  | 71 | .507  | 26  | 6   | 0  | 14 | 18  | 8  | 7  | 1  | .432  | .939  | 65 | 10 |
| 2021 | Anderson, Ryan    | 4  | 4   | 0  | 0  | .000  |    | 0  | 0  | 0  | 0  | .000  | 1   | 0   | 0  | 0  | 0   | 0  | 0  | 0  | .000  | .000  | 0  | 0  |
| 1996 | Apiecioneck, Luke | 3  | 5   | 1  | 3  | .600  | 0  | 0  | 0  | 0  | 3  | .600  | 0   | 0   | 0  | 0  | 0   | 0  | 0  | 0  | .600  | 1.200 | 1  | 0  |
| 1997 | Apiecioneck, Luke | 28 | 56  | 14 | 20 | .357  | 2  | 4  | 1  | 1  | 29 | .518  | 10  | 1   | 0  | 0  | 0   | 10 | 0  | 1  | .368  | .886  | 23 | 3  |
| 1999 | Apiecioneck, Matt | 3  | 3   | 0  | 1  | .333  |    | 0  | 0  | 0  | 1  | .143  | 2   | 0   | 0  | 0  |     | 0  | 0  | 0  | .333  | .476  | 0  | 1  |
| 2000 | Apiecioneck, Matt | 9  | 17  | 5  | 4  | .235  |    | 1  | 0  | 0  | 5  | .294  | 4   |     |    |    | 1   | 2  | 0  |    | .316  | .610  |    |    |
| 1993 | Archibald, Ryan   | 27 | 51  | 8  | 13 | .255  | 0  | 1  | 0  | 0  | 14 | .275  | 11  | 0   | 3  | 0  | 3   | 11 | 5  | 2  | .328  | .603  | 19 | 2  |
| 1994 | Archibald, Ryan   | 36 | 109 | 18 | 42 | .385  | 3  | 10 | 0  | 3  | 61 | .560  | 32  | 0   | 3  | 0  | 2   | 18 | 11 | 0  | .431  | .991  | 47 | 5  |
| 1989 | Ard, Robert       | 5  | 6   | 1  | 1  | .167  | 0  | 0  | 0  | 0  | 1  | .167  | 1   | 0   | 0  | 0  | 0   | 1  | 0  | 1  | .286  | .453  | 3  | 1  |
| 1989 | Armetta, Jason    | 23 | 33  | 7  | 7  | .212  | 1  | 0  | 1  | 0  | 9  | .273  | 3   | 0   | 0  | 2  | 3   | 7  | 6  | 0  | .333  | .606  | 6  | 11 |
| 1990 | Armetta, Jason    | 32 | 106 | 26 | 34 | .321  | 1  | 4  | 1  | 0  | 40 | .377  | 7   | 2   | 1  | 11 | 17  | 12 | 7  | 1  | .365  | .742  | 33 | 10 |
| 1991 | Armetta, Jason    | 33 | 120 | 37 | 41 | .342  | 0  | 9  | 0  | 1  | 53 | .442  | 20  | 0   | 2  | 31 | 32  | 1  | 9  | 3  | .396  | .838  | 56 | 12 |
| 1971 | Atamian, Tom      | 26 | 30  | 9  | 9  | .300  | 0  | 1  | 1  | 1  | 15 | .500  | 7   | 0   | 0  | 1  |     | 3  | 1  | 0  | .323  | .823  | 15 | 3  |
| 1996 | Austin, John      | 12 | 5   | 0  | 0  | .000  | 0  | 0  | 0  | 0  | 0  | .000  | 0   | 0   | 0  | 0  | 0   | 5  | 0  | 0  | .000  | .000  | 0  | 1  |
| 1997 | Austin, John      | 39 | 119 | 29 | 46 | .387  | 5  | 6  | 0  | 15 | 97 | .815  | 54  | 0   | 1  | 0  | 0   | 23 | 8  | 0  | .422  | 1.237 | 68 | 5  |
| 1998 | Austin, John      | 39 | 107 | 38 | 51 | .477  | 2  | 9  | 0  | 12 | 96 | .200  | 41  |     | 0  | 0  | 0   | 20 | 21 | 1  | .566  | .766  |    |    |
| 1971 | Baade, Steve      | 8  | 12  | 4  | 2  | .167  | 0  | 0  | 1  | 0  | 4  | .333  | 5   | 0   | 0  | 0  |     | 4  | 0  | 0  | .167  | .500  | 9  | 2  |
| 1972 | Baade, Steve      | 15 | 24  | 4  | 4  | .167  | 0  | 0  | 0  | 0  | 4  | .167  | 5   | 1   | 0  | 1  |     | 4  | 2  | 0  | .231  | .398  | 9  | 6  |
| 2017 | Baer, Max         | 1  | 1   | 0  | 0  | .000  | 0  | 0  | 0  | 0  | 0  | .000  | 0   | 0   | 0  | 0  | 0   | 0  | 0  | 0  | .000  | .000  |    | 0  |
| 1972 | Ballard, Ben      | 14 | 1   | 6  | 1  | 1.000 | 0  | 0  | 0  | 0  | 1  | 1.000 | 2   | 0   | 0  | 5  |     | 0  | 0  | 1  | 1.000 | 2.000 | 8  | 0  |
| 2012 | Balogh, Dylan     | 11 | 20  | 0  | 2  | .100  |    | 0  | 0  | 0  | 2  | .100  | 2   | 1   | 0  | 0  | 0   | 7  | 5  | 0  | .280  | .380  |    | 1  |
| 2013 | Balogh, Dylan     | 28 | 69  | 3  | 17 | .246  |    | 1  | 0  | 0  | 18 | .261  | 14  | 5   |    |    |     | 9  | 4  | 1  | .297  | .558  |    | 5  |
| 2015 | Balogh, Zachary   | 13 | 26  | 8  | 8  | .308  | 0  | 1  | 0  | 0  | 9  | .346  | 5   | 1   | 0  | 1  | 1   | 4  | 3  | 3  | .438  | .784  | 1  | 2  |
| 2016 | Balogh, Zachary   | 33 | 88  | 27 | 34 | .386  |    | 7  | 2  | 1  | 48 | .545  | 28  | 3   | 4  | 3  | 3   | 7  | 16 | 4  | .482  | 1.027 | 5  | 8  |
| 2000 | Banks, Ryan       | 0  | 0   | 0  | 0  | .000  |    | 0  | 0  | 0  | 0  | .000  | 0   |     |    |    |     | 0  | 0  | 0  | .000  | .000  |    |    |
| 1988 | Baratta, Jon      | 2  | 1   | 0  | 0  | .000  | 0  | 0  | 0  | 0  | 0  | .000  | 0   | 0   | 0  | 0  | 0   | 1  | 0  | 0  | .000  | .000  | 0  | 0  |
| 1989 | Baratta, Jon      | 32 | 55  | 9  | 16 | .291  | 0  | 0  | 0  | 0  | 16 | .291  | 11  | 3   | 2  | 1  | 2   | 5  | 4  | 1  | .339  | .630  | 20 | 7  |
| 1974 | Baratta, Steve    | 24 | 37  | 9  | 9  | .243  | 0  | 1  | 0  | 1  | 13 | .351  | 8   | 0   | 0  | 2  |     | 2  | 3  | 1  | .317  | .668  | 16 | 5  |
| 1975 | Baratta, Steve    | 13 | 32  | 5  | 7  | .219  | 0  | 0  | 0  | 0  | 7  | .219  | 1   | 0   | 0  | 2  |     | 4  | 5  | 1  | .342  | .561  | 6  | 4  |
| 1986 | Barnhart, Brad    | 11 | 5   | 2  | 2  | .400  | 0  | 0  | 0  | 0  | 2  | .400  | 3   | 0   | 0  | 0  | 0   | 0  | 2  | 0  | .571  | .971  | 5  | 0  |
| 1987 | Barnhart, Brad    | 23 | 30  | 10 | 7  | .233  | 0  | 0  | 0  | 0  | 7  | .233  | 3   | 2   | 0  | 2  | 2   | 3  | 4  | 0  | .324  | .557  | 13 | 4  |

**BHS Single Season: Alphabetical Listing of All Players' Batting Statistics**

| YR   | NAME               | G  | AB | R  | H  | AVG  | GW | 2B | 3B | HR | TB | SLG   | RBI | SAC | SF | SB | ATT | SO | BB | HB | OBA  | OPS   | OE | E |
|------|--------------------|----|----|----|----|------|----|----|----|----|----|-------|-----|-----|----|----|-----|----|----|----|------|-------|----|---|
| 2005 | Barnowski, Ross    | 1  | 0  | 0  | 0  | .000 |    | 0  | 0  | 0  | 0  | .000  | 0   | 0   | 0  | 0  | 0   | 0  | 0  | 0  | .000 | .000  |    | 0 |
| 2006 | Barnowski, Ross    | 0  | 0  | 0  | 0  | .000 |    | 0  | 0  | 0  | 0  | .000  | 0   | 0   | 0  | 0  | 0   | 0  | 0  | 0  | .000 | .000  |    | 0 |
| 1985 | Barry, Dave        | 9  | 2  | 5  | 1  | .500 | 0  | 1  | 0  | 0  | 2  | 1.000 | 0   | 0   | 0  | 0  | 0   | 0  | 1  | 1  | .750 | 1.750 | 5  | 0 |
| 1986 | Barry, Dave        | 23 | 32 | 6  | 8  | .250 | 0  | 1  | 0  | 1  | 12 | .375  | 4   | 0   | 1  | 3  | 3   | 11 | 7  | 2  | .405 | .780  | 9  | 4 |
| 2005 | Barsamian, Barrett | 9  | 11 | 1  | 3  | .273 |    | 1  | 0  | 0  | 4  | .364  | 3   | 0   | 1  | 0  |     | 3  | 0  | 0  | .250 | .614  |    | 2 |
| 2006 | Barsamian, Barrett | 33 | 57 | 9  | 13 | .228 |    | 3  | 0  | 0  | 16 | .281  | 5   | 4   | 0  | 0  |     | 19 | 6  | 1  | .313 | .594  |    | 4 |
| 1980 | Bartels, Jim       | 6  | 9  | 0  | 1  | .111 | 0  | 1  | 0  | 0  | 2  | .222  | 2   | 0   | 0  | 0  |     | 1  | 2  | 0  | .273 | .495  | 2  | 0 |
| 1983 | Barth, Tyler       | 29 | 71 | 20 | 25 | .342 | 0  | 3  | 0  | 6  | 46 | .648  | 17  | 2   | 0  | 5  |     | 18 | 14 | 0  | .459 | 1.107 | 31 | 3 |
| 1984 | Barth, Tyler       | 25 | 69 | 17 | 26 | .377 | 0  | 5  | 0  | 3  | 40 | .580  | 17  | 1   | 0  | 5  | 5   | 11 | 11 | 2  | .476 | 1.056 | 31 | 2 |
| 2010 | Batliner, Pete     | 0  | 0  | 0  | 0  | .000 |    | 0  | 0  | 0  | 0  | .000  | 0   | 0   | 0  | 0  | 0   | 0  | 0  | 0  | .000 | .000  |    | 0 |
| 2014 | Battle, Brendan    | 31 | 48 | 4  | 15 | .313 |    | 3  | 0  | 1  | 21 | .438  | 13  | 0   | 0  | 0  | 0   | 6  | 12 | 1  | .459 | .897  | 3  | 0 |
| 2005 | Batz, Jayson       | 2  | 2  | 0  | 0  | .000 |    | 0  | 0  | 0  | 0  | .000  | 1   | 0   | 0  | 0  |     | 0  | 0  | 0  | .000 | .000  |    | 0 |
| 2006 | Batz, Jayson       | 2  | 7  | 1  | 0  | .000 |    | 0  | 0  | 0  | 0  | .000  | 0   | 0   | 0  | 0  |     | 0  | 1  | 0  | .125 | .125  |    | 1 |
| 1969 | Bauer, Wayne       | 10 | 9  | 1  | 2  | .222 | 0  | 0  | 0  | 0  | 2  | .222  | 0   | 0   | 0  | 0  |     | 2  | 2  | 0  | .364 | .586  | 1  | 2 |
| 1994 | Baughman, Kevin    | 7  | 7  | 3  | 4  | .571 | 0  | 0  | 0  | 0  | 4  | .571  | 3   | 0   | 0  | 0  | 0   | 0  | 1  | 1  | .667 | 1.238 | 6  | 0 |
| 1983 | Bauser, John       | 2  | 5  | 1  | 2  | .400 | 0  | 1  | 0  | 0  | 3  | .600  | 3   | 1   | 0  | 0  |     | 0  | 0  | 0  | .400 | 1.000 | 4  | 0 |
| 1984 | Bauser, John       | 26 | 67 | 19 | 26 | .388 | 1  | 2  | 2  | 1  | 35 | .522  | 9   | 0   | 0  | 4  | 6   | 9  | 19 | 1  | .529 | 1.051 | 27 | 2 |
| 1985 | Bauser, John       | 29 | 88 | 34 | 30 | .342 | 1  | 9  | 0  | 4  | 51 | .580  | 20  | 5   | 2  | 8  | 9   | 16 | 23 | 1  | .474 | 1.054 | 50 | 2 |
| 2010 | Beath, Doug        | 13 | 27 | 2  | 4  | .148 |    | 1  | 0  | 1  | 8  | .296  | 2   | 0   | 0  | 0  | 0   | 16 | 1  | 0  | .179 | .475  |    | 5 |
| 2011 | Beath, Doug        | 32 | 87 | 10 | 24 | .276 |    | 7  | 1  | 0  | 33 | .379  | 10  | 0   | 0  | 1  | 1   | 25 | 20 | 1  | .417 | .796  |    | 3 |
| 1985 | Beaubien, Bob      | 19 | 0  | 0  | 0  | .000 | 0  | 0  | 0  | 0  | 0  | .000  | 0   | 0   | 0  | 0  | 0   | 0  | 0  | 0  | .000 | .000  | 0  | 1 |
| 1986 | Beaubien, Bob      | 17 | 3  | 0  | 0  | .000 | 0  | 0  | 0  | 0  | 0  | .000  | 0   | 0   | 0  | 0  | 0   | 1  | 0  | 0  | .000 | .000  | 0  | 1 |
| 1992 | Bederske, Brian    | 6  | 5  | 0  | 0  | .000 | 0  | 0  | 0  | 0  | 0  | .000  | 0   | 1   | 0  | 0  | 0   | 3  | 1  | 0  | .167 | .167  | 0  | 0 |
| 1993 | Bederske, Brian    | 21 | 28 | 2  | 6  | .214 | 0  | 3  | 0  | 0  | 19 | .321  | 7   | 1   | 0  | 0  | 0   | 6  | 4  | 0  | .313 | .634  | 9  | 0 |
| 1998 | Bell, Justin       | 3  | 5  | 2  | 1  | .200 | 1  | 0  | 0  | 1  | 4  | .000  | 4   |     | 0  | 0  | 0   | 3  | 1  | 0  | .333 | .333  |    |   |
| 1973 | Bennett, Davie     | 12 | 2  | 2  | 1  | .500 | 0  | 0  | 0  | 0  | 1  | .500  | 0   | 0   | 0  | 2  |     | 1  | 2  | 0  | .750 | 1.250 | 2  | 0 |
| 1974 | Bennett, Davie     | 29 | 28 | 10 | 9  | .321 | 0  | 0  | 0  | 0  | 9  | .321  | 5   | 0   | 0  | 4  |     | 7  | 6  | 0  | .441 | .762  | 15 | 1 |
| 1982 | Bennett, Mike      | 2  | 4  | 0  | 0  | .000 | 0  | 0  | 0  | 0  | 0  | .000  | 0   | 0   | 0  | 0  |     | 4  | 0  | 0  | .000 | .000  | 0  | 1 |
| 2018 | Benson, Alex       | 11 | 5  | 5  | 1  | .200 |    | 0  | 0  | 0  | 1  | .200  | 2   | 0   | 0  | 0  | 0   | 1  | 1  | 0  | .333 | .533  | 0  | 1 |
| 1982 | Bergin, Mike       | 4  | 0  | 0  | 0  | .000 | 0  | 0  | 0  | 0  | 0  | .000  | 0   | 0   | 0  | 0  |     | 0  | 0  | 0  | .000 | .000  | 0  | 0 |
| 1996 | Bern, Chad         | 17 | 37 | 3  | 7  | .189 | 0  | 1  | 0  | 0  | 8  | .216  | 3   | 1   | 0  | 2  | 2   | 5  | 4  | 1  | .286 | .502  | 6  | 1 |
| 2000 | Bern, Collier      | 5  | 0  | 0  | 0  | .000 |    | 0  | 0  | 0  | 0  | .000  | 0   |     |    |    |     | 0  | 0  | 0  | .000 | .000  |    |   |
| 2001 | Bern, Collier      | 5  | 1  | 0  | 0  | .000 |    | 0  | 0  | 0  | 0  | .000  | 0   |     |    |    |     | 0  | 0  | 0  | .000 | .000  |    |   |
| 2001 | Bern, Tyler        | 7  | 13 | 4  | 5  | .385 |    | 0  | 1  | 0  | 7  | .538  | 2   |     |    |    |     | 0  | 7  | 3  | .500 | 1.038 |    |   |

**BHS Single Season: Alphabetical Listing of All Players' Batting Statistics**

| YR   | NAME               | G  | AB  | R  | H  | AVG  | GW | 2B | 3B | HR | TB | SLG  | RBI | SAC | SF | SB | ATT | SO | BB | HB | OBA  | OPS   | OE | E  |
|------|--------------------|----|-----|----|----|------|----|----|----|----|----|------|-----|-----|----|----|-----|----|----|----|------|-------|----|----|
| 1993 | Bey, Billy         | 1  | 0   | 0  | 0  | .000 | 0  | 0  | 0  | 0  | 0  | .000 | 0   | 0   | 0  | 0  | 0   | 0  | 0  | 0  | .000 | .000  | 0  | 0  |
| 1994 | Bey, Billy         | 32 | 89  | 30 | 30 | .337 | 1  | 5  | 1  | 0  | 37 | .416 | 14  | 4   | 0  | 10 | 12  | 8  | 10 | 1  | .410 | .826  | 44 | 2  |
| 1995 | Bey, Billy         | 38 | 122 | 41 | 42 | .344 | 2  | 3  | 0  | 5  | 60 | .492 | 21  | 1   | 0  | 24 | 31  | 13 | 24 | 0  | .452 | .944  | 57 | 4  |
| 2021 | Bhogaraju, Sanjiv  | 1  | 1   | 0  | 0  | .000 |    | 0  | 0  | 0  | 0  | .000 | 1   | 0   | 0  | 0  | 0   | 0  | 0  | 0  | .000 | .000  | 0  | 0  |
| 2006 | Bieniek, Bob       | 22 | 53  | 8  | 12 | .226 |    | 3  | 0  | 1  | 18 | .340 | 9   | 0   | 1  | 0  |     | 19 | 5  | 0  | .288 | .628  |    | 4  |
| 2007 | Bieniek, Bob       | 25 | 64  | 11 | 18 | .281 |    | 3  | 0  | 0  | 21 | .328 | 10  |     |    |    |     | 18 | 8  | 0  | .361 | .689  |    |    |
| 1989 | Birmingham, Matt   | 13 | 2   | 0  | 0  | .000 | 0  | 0  | 0  | 0  | 0  | .000 | 0   | 0   | 0  | 0  | 0   | 1  | 0  | 0  | .000 | .000  | 0  | 0  |
| 1990 | Birmingham, Matt   | 30 | 60  | 20 | 22 | .367 | 2  | 2  | 0  | 0  | 24 | .400 | 9   | 0   | 0  | 2  | 2   | 11 | 19 | 0  | .519 | .919  | 29 | 2  |
| 1986 | Bjors, Hans        | 10 | 0   | 3  | 0  | .000 | 0  | 0  | 0  | 0  | 0  | .000 | 0   | 0   | 0  | 0  | 1   | 0  | 0  | 0  | .000 | .000  | 3  | 0  |
| 1973 | Blanchard, Steve   | 20 | 52  | 15 | 19 | .365 | 0  | 0  | 2  | 2  | 29 | .558 | 18  | 1   | 0  | 1  |     | 5  | 12 | 0  | .484 | 1.042 | 31 | 8  |
| 1974 | Blanchard, Steve   | 19 | 46  | 8  | 14 | .304 | 0  | 1  | 0  | 2  | 21 | .457 | 16  | 3   | 0  | 1  |     | 5  | 6  | 0  | .385 | .842  | 22 | 1  |
| 1986 | Blanke, John       | 3  | 2   | 0  | 0  | .000 | 0  | 0  | 0  | 0  | 0  | .000 | 0   | 0   | 0  | 0  | 0   | 1  | 0  | 0  | .000 | .000  | 0  | 0  |
| 1989 | Blue, Matt         | 2  | 0   | 0  | 0  | .000 | 0  | 0  | 0  | 0  | 0  | .000 | 0   | 0   | 0  | 1  | 1   | 0  | 0  | 0  | .000 | .000  | 2  | 0  |
| 1990 | Blue, Matt         | 25 | 23  | 5  | 5  | .217 | 0  | 1  | 0  | 0  | 6  | .261 | 2   | 0   | 0  | 1  | 1   | 3  | 2  | 0  | .280 | .541  | 7  | 4  |
| 1981 | Blue, Scott        | 1  | 0   | 1  | 0  | .000 | 0  | 0  | 0  | 0  | 0  | .000 | 0   | 0   | 0  | 0  |     | 0  | 0  | 0  | .000 | .000  | 1  | 0  |
| 1982 | Blue, Scott        | 4  | 1   | 2  | 0  | .000 | 0  | 0  | 0  | 0  | 0  | .000 | 0   | 0   | 0  | 1  |     | 0  | 0  | 0  | .000 | .000  | 2  | 0  |
| 1977 | Bock, Brian        | 27 | 61  | 18 | 27 | .443 | 0  | 3  | 1  | 0  | 32 | .525 | 17  | 3   | 0  | 2  |     | 9  | 8  | 2  | .521 | 1.046 | 35 | 3  |
| 1978 | Bock, Brian        | 29 | 85  | 34 | 38 | .447 | 0  | 8  | 2  | 4  | 62 | .729 | 24  | 3   | 0  | 1  |     | 6  | 12 | 3  | .530 | 1.259 | 54 | 12 |
| 1973 | Bock, Eric         | 14 | 26  | 1  | 5  | .192 | 0  | 0  | 0  | 0  | 5  | .192 | 4   | 0   | 0  | 0  |     | 4  | 1  | 1  | .250 | .442  | 5  | 3  |
| 1974 | Bock, John         | 29 | 82  | 18 | 24 | .293 | 0  | 5  | 1  | 4  | 43 | .524 | 14  | 0   | 0  | 2  |     | 13 | 13 | 2  | .402 | .926  | 28 | 0  |
| 1975 | Bock, John         | 32 | 90  | 22 | 27 | .300 | 0  | 3  | 3  | 3  | 45 | .500 | 32  | 1   | 0  | 5  |     | 13 | 18 | 0  | .417 | .917  | 51 | 2  |
| 1997 | Boersma, Andy      | 4  | 4   | 1  | 1  | .205 | 0  | 0  | 0  | 0  | 1  | .250 | 0   | 0   | 0  | 0  | 0   | 0  | 0  | 0  | .250 | .500  | 1  | 0  |
| 2017 | Bogaerts, Nick     | 4  | 4   | 1  | 0  | .000 |    | 0  | 0  | 0  | 0  | .000 | 0   | 0   | 0  | 0  | 0   | 1  | 0  | 1  | .200 | .200  |    | 0  |
| 2018 | Bogaerts, Nick     | 27 | 86  | 7  | 18 | .209 |    | 2  | 0  | 0  | 20 | .233 | 11  | 1   | 0  | 3  | 5   | 20 | 6  | 5  | .299 | .532  | 2  | 15 |
| 1981 | Bogdanske, John    | 25 | 68  | 27 | 17 | .250 | 0  | 2  | 2  | 0  | 23 | .338 | 7   | 2   | 0  | 9  |     | 8  | 11 | 1  | .363 | .701  | 34 | 7  |
| 1989 | Boka, Ben          | 14 | 40  | 8  | 11 | .275 | 0  | 4  | 1  | 0  | 17 | .425 | 7   | 0   | 0  | 1  | 1   | 14 | 4  | 0  | .341 | .766  | 15 | 5  |
| 1990 | Boka, Ben          | 31 | 89  | 9  | 29 | .326 | 2  | 7  | 0  | 0  | 36 | .404 | 26  | 3   | 1  | 2  | 2   | 10 | 4  | 1  | .358 | .762  | 35 | 16 |
| 1991 | Boka, Ben          | 33 | 107 | 39 | 47 | .439 | 4  | 14 | 1  | 9  | 90 | .841 | 45  | 0   | 2  | 5  | 6   | 10 | 14 | 3  | .508 | 1.349 | 75 | 11 |
| 1995 | Bolich, Steve      | 20 | 37  | 4  | 10 | .270 | 0  | 2  | 0  | 0  | 12 | .324 | 7   | 0   | 1  | 1  | 2   | 9  | 4  | 0  | .333 | .657  | 11 | 0  |
| 1996 | Bolich, Steve      | 30 | 55  | 14 | 15 | .273 | 0  | 1  | 3  | 0  | 22 | .400 | 8   | 0   | 0  | 1  | 2   | 12 | 5  | 0  | .333 | .733  | 22 | 8  |
| 1970 | Bond, Clayton      | 8  | 14  | 1  | 6  | .429 | 0  | 1  | 1  | 0  | 9  | .643 | 5   | 0   | 0  | 0  |     | 0  | 5  | 0  | .579 | 1.222 | 6  | 3  |
| 1971 | Bond, Clayton      | 19 | 35  | 5  | 15 | .429 | 0  | 1  | 1  | 0  | 18 | .514 | 10  | 1   | 0  | 0  |     | 3  | 5  | 1  | .512 | 1.026 | 15 | 4  |
| 1999 | Bongiovanni, Vince | 8  | 7   | 0  | 0  | .000 |    | 0  | 0  | 0  | 0  | .100 | 0   | 0   | 0  | 0  |     | 1  | 0  | 0  | .000 | .100  | 0  | 0  |
| 2000 | Bongiovanni, Vince | 35 | 106 | 27 | 33 | .311 |    | 6  | 0  | 11 | 72 | .679 | 41  |     |    |    |     | 33 | 11 | 2  | .387 | 1.066 |    |    |

## BHS Single Season: Alphabetical Listing of All Players' Batting Statistics

| YR   | NAME               | G  | AB  | R  | H  | AVG   | GW | 2B | 3B | HR | TB | SLG   | RBI | SAC | SF | SB | ATT | SO | BB | HB | OBA   | OPS   | OE | E  |
|------|--------------------|----|-----|----|----|-------|----|----|----|----|----|-------|-----|-----|----|----|-----|----|----|----|-------|-------|----|----|
| 2001 | Bongiovanni, Vince | 36 | 99  | 41 | 40 | .404  |    | 7  | 0  | 11 | 80 | .808  | 46  |     |    | 2  |     | 24 | 16 | 6  | .512  | 1.320 |    |    |
| 1984 | Borghans, Dries    | 11 | 0   | 0  | 0  | .000  | 0  | 0  | 0  | 0  | 0  | .000  | 0   | 0   | 0  | 0  | 0   | 0  | 0  | 0  | .000  | .000  | 0  | 6  |
| 1971 | Bosworth, Joe      | 3  | 3   | 0  | 0  | .000  | 0  | 0  | 0  | 0  | 0  | .000  | 0   | 0   | 0  | 0  |     | 0  | 0  | 0  | .000  | .000  | 0  | 0  |
| 1974 | Bosworth, Steve    | 5  | 3   | 1  | 2  | .667  | 0  | 0  | 0  | 0  | 2  | .667  | 0   | 0   | 0  | 0  |     | 0  | 0  | 1  | .750  | 1.417 | 1  | 0  |
| 1975 | Bosworth, Steve    | 18 | 30  | 3  | 6  | .200  | 0  | 0  | 0  | 0  | 6  | .200  | 8   | 1   | 0  | 0  |     | 7  | 11 | 0  | .415  | .615  | 11 | 3  |
| 1975 | Bottom, Steve      | 1  | 1   | 0  | 0  | .000  | 0  | 0  | 0  | 0  | 0  | .000  | 0   | 0   | 0  | 0  |     | 0  | 0  | 0  | .000  | .000  | 0  | 0  |
| 1976 | Bottom, Steve      | 33 | 84  | 24 | 23 | .274  | 0  | 3  | 2  | 3  | 39 | .464  | 17  | 1   | 0  | 2  |     | 25 | 10 | 2  | .365  | .829  | 38 | 4  |
| 2019 | Boyajian, Matt     | 1  | 0   | 0  | 0  | .000  |    | 0  | 0  | 0  | 0  | .000  | 1   | 0   | 1  | 0  | 0   | 0  | 0  | 0  | .000  | .000  | 0  | 1  |
| 1981 | Boyd, Tom          | 7  | 11  | 2  | 4  | .364  | 0  | 1  | 0  | 0  | 5  | .455  | 2   | 0   | 0  | 1  |     | 1  | 3  | 0  | .500  | .955  | 4  | 0  |
| 1982 | Boyd, Tom          | 25 | 84  | 29 | 31 | .369  | 0  | 4  | 1  | 4  | 49 | .583  | 11  | 2   | 0  | 16 |     | 16 | 14 | 1  | .465  | 1.048 | 36 | 0  |
| 1987 | Bradley, Byron     | 28 | 52  | 11 | 10 | .192  | 0  | 1  | 0  | 0  | 11 | .212  | 7   | 1   | 0  | 1  | 1   | 7  | 6  | 0  | .276  | .488  | 18 | 4  |
| 1988 | Bradley, Byron     | 35 | 91  | 36 | 37 | .407  | 0  | 4  | 1  | 4  | 55 | .604  | 29  | 2   | 5  | 10 | 11  | 12 | 27 | 1  | .524  | 1.128 | 61 | 15 |
| 1970 | Bradley, Gary      | 19 | 46  | 14 | 14 | .304  | 0  | 3  | 1  | 1  | 22 | .478  | 6   | 2   | 0  | 4  |     | 5  | 2  | 0  | .333  | .811  | 19 | 2  |
| 1971 | Bradley, Gary      | 26 | 84  | 28 | 40 | .476  | 0  | 2  | 4  | 2  | 56 | .667  | 18  | 2   | 0  | 12 |     | 5  | 11 | 0  | .537  | 1.204 | 44 | 4  |
| 2021 | Bradley, Jack      | 4  | 5   | 1  | 2  | .400  |    | 1  | 0  | 0  | 3  | .600  | 3   | 0   | 0  | 0  | 0   | 0  | 0  | 0  | .400  | 1.000 | 1  | 0  |
| 1985 | Bradley, Mike      | 16 | 48  | 12 | 14 | .292  | 0  | 4  | 1  | 0  | 20 | .417  | 6   | 0   | 0  | 2  | 3   | 1  | 3  | 2  | .358  | .775  | 18 | 0  |
| 1986 | Bradley, Mike      | 34 | 113 | 47 | 47 | .416  | 3  | 7  | 3  | 11 | 93 | .823  | 39  | 2   | 1  | 8  | 9   | 11 | 13 | 3  | .485  | 1.308 | 75 | 0  |
| 1987 | Bradley, Mike      | 36 | 108 | 51 | 51 | .472  | 3  | 11 | 1  | 8  | 88 | .815  | 33  | 0   | 1  | 9  | 9   | 12 | 17 | 5  | .557  | 1.372 | 76 | 0  |
| 1979 | Bradshaw, Vince    | 1  | 0   | 1  | 0  | .000  | 0  | 0  | 0  | 0  | 0  | .000  | 0   | 0   | 0  | 0  |     | 0  | 1  | 0  | 1.000 | 1.000 | 1  | 0  |
| 1997 | Bragiel, Dan       | 6  | 1   | 2  | 1  | 1.000 | 0  | 0  | 0  | 0  | 0  | .000  | 1   | 0   | 1  | 0  | 0   | 0  | 2  | 0  | .750  | .750  | 3  | 1  |
| 1998 | Bragiel, Dan       | 7  | 3   | 1  | 0  | .000  | 0  | 0  | 0  | 0  | 0  | .500  | 0   |     | 0  | 0  | 0   | 1  | 0  | 1  | .250  | .750  |    |    |
| 1982 | Brandt, Bill       | 3  | 7   | 2  | 1  | .143  | 0  | 0  | 0  | 0  | 1  | .143  | 0   | 0   | 0  | 0  |     | 2  | 0  | 0  | .143  | .286  | 2  | 1  |
| 1986 | Brauch, Marty      | 13 | 18  | 6  | 7  | .389  | 0  | 1  | 0  | 1  | 11 | .611  | 6   | 0   | 0  | 0  | 1   | 3  | 3  | 0  | .476  | 1.087 | 11 | 3  |
| 1987 | Brauch, Marty      | 35 | 93  | 15 | 30 | .323  | 4  | 2  | 1  | 0  | 34 | .366  | 19  | 4   | 3  | 3  | 5   | 7  | 12 | 3  | .405  | .771  | 34 | 6  |
| 1994 | Brauch, Robert     | 15 | 4   | 1  | 1  | .250  | 0  | 0  | 0  | 0  | 1  | .250  | 0   | 0   | 0  | 0  | 0   | 0  | 1  | 0  | .400  | .650  | 1  | 0  |
| 1995 | Brauch, Robert     | 32 | 73  | 12 | 22 | .301  | 1  | 2  | 0  | 0  | 24 | .329  | 8   | 6   | 1  | 1  | 1   | 8  | 4  | 2  | .350  | .679  | 20 | 7  |
| 1995 | Brawley, Mike      | 24 | 12  | 5  | 4  | .333  | 0  | 2  | 0  | 0  | 6  | .500  | 4   | 0   | 0  | 2  | 4   | 2  | 6  | 0  | .556  | 1.056 | 9  | 4  |
| 1996 | Brawley, Mike      | 36 | 106 | 28 | 45 | .425  | 3  | 1  | 0  | 3  | 55 | .519  | 20  | 3   | 1  | 3  | 5   | 3  | 17 | 0  | .500  | 1.019 | 45 | 6  |
| 1982 | Brebach, Greg      | 1  | 1   | 0  | 0  | .000  | 0  | 0  | 0  | 0  | 0  | .000  | 0   | 0   | 0  | 0  |     | 1  | 0  | 0  | .000  | .000  | 0  | 0  |
| 1983 | Brebach, Greg      | 12 | 29  | 3  | 7  | .241  | 0  | 1  | 0  | 0  | 8  | .276  | 3   | 0   | 0  | 0  |     | 8  | 3  | 0  | .313  | .589  | 6  | 0  |
| 2009 | Brewer, Jack       | 10 | 18  | 5  | 7  | .389  |    | 0  | 0  | 0  | 7  | .389  | 5   | 0   | 0  | 1  |     | 4  | 3  | 0  | .476  | .865  |    | 0  |
| 1986 | Briglio, Jim       | 1  | 1   | 0  | 1  | 1.000 | 0  | 0  | 0  | 0  | 1  | 1.000 | 0   | 0   | 0  | 0  | 0   | 0  | 0  | 0  | 1.000 | 2.000 | 0  | 0  |
| 2008 | Brignola, Anthony  | 18 | 26  | 16 | 7  | .269  |    | 0  | 0  | 0  | 7  | .269  | 1   | 0   | 0  | 3  |     | 5  | 6  | 0  | .406  | .675  |    |    |
| 2009 | Brignola, Anthony  | 36 | 121 | 38 | 52 | .430  |    | 9  | 1  | 8  | 87 | .719  | 28  | 1   | 0  | 11 |     | 14 | 23 | 3  | .531  | 1.250 |    | 1  |

## BHS Single Season: Alphabetical Listing of All Players' Batting Statistics

| YR   | NAME              | G  | AB  | R  | H  | AVG   | GW | 2B | 3B | HR | TB | SLG   | RBI | SAC | SF | SB | ATT | SO | BB | HB | OBA   | OPS   | OE | E  |
|------|-------------------|----|-----|----|----|-------|----|----|----|----|----|-------|-----|-----|----|----|-----|----|----|----|-------|-------|----|----|
| 2010 | Brignola, Anthony | 36 | 120 | 29 | 41 | .342  |    | 6  | 1  | 2  | 55 | .458  | 15  | 3   | 0  | 11 | 13  | 7  | 11 | 6  | .423  | .881  |    | 1  |
| 2004 | Brignola, Bobby   | 5  | 2   | 0  | 0  | .000  |    | 0  | 0  | 0  | 0  | .000  | 0   | 0   | 0  | 0  |     | 0  | 0  | 0  | .000  | .000  |    | 1  |
| 2005 | Brignola, Bobby   | 11 | 1   | 0  | 0  | .000  |    | 0  | 0  | 0  | 0  | .000  | 0   | 0   | 0  | 0  |     | 0  | 0  | 0  | .000  | .000  |    | 1  |
| 2014 | Broomfield, Adam  | 2  | 0   | 1  | 0  | .000  |    | 0  | 0  | 0  | 0  | .000  | 0   | 0   | 0  | 0  | 0   | 0  | 0  | 0  | .000  | .000  | 0  | 0  |
| 2002 | Broughton, Gabe   | 14 | 31  | 3  | 6  | .194  |    | 0  | 0  | 0  | 6  | .184  | 3   |     |    |    |     | 4  | 1  | 0  | .219  | .403  |    | 4  |
| 2003 | Broughton, Gabe   | 28 | 67  | 11 | 19 | .284  | 0  | 2  | 0  | 0  | 21 | .313  | 9   | 1   | 0  | 5  |     | 5  | 5  | 1  | .342  | .655  |    | 3  |
| 2004 | Broughton, Gabe   | 36 | 96  | 18 | 26 | .271  |    | 2  | 0  | 0  | 28 | .292  | 14  | 5   | 0  | 2  |     | 4  | 12 | 2  | .364  | .656  |    | 7  |
| 2010 | Broughton, Jake   | 19 | 49  | 8  | 11 | .224  |    | 1  | 0  | 0  | 12 | .245  | 7   | 2   | 0  | 1  | 1   | 12 | 3  | 0  | .269  | .514  |    | 11 |
| 2011 | Broughton, Jake   | 28 | 83  | 9  | 25 | .301  |    | 6  | 1  | 0  | 33 | .398  | 11  | 0   | 0  | 1  | 1   | 15 | 5  | 1  | .348  | .746  |    | 9  |
| 2000 | Broughton, Nick   | 1  | 4   | 0  | 0  | .000  |    | 0  | 0  | 0  | 0  | .000  | 0   |     |    |    |     | 0  | 0  | 0  | .000  | .000  |    |    |
| 2001 | Broughton, Nick   | 36 | 119 | 28 | 37 | .311  |    | 6  | 1  | 0  | 45 | .378  | 18  |     |    | 3  |     | 12 | 15 | 2  | .397  | .775  |    |    |
| 2002 | Broughton, Nick   | 33 | 93  | 15 | 24 | .258  |    | 1  | 1  | 1  | 30 | .323  | 10  |     |    |    |     | 13 | 10 | 1  | .337  | .660  |    | 7  |
| 1966 | Brown, Greg       | 21 | 64  | 13 | 12 | .188  | 0  | 3  | 0  | 1  | 18 | .281  | 8   | 0   | 0  | 5  |     | 24 | 13 | 0  | .325  | .606  | 20 | 15 |
| 1980 | Brown, Kurt       | 3  | 4   | 1  | 2  | .500  | 0  | 1  | 0  | 0  | 3  | .750  | 1   | 0   | 0  | 0  |     | 0  | 0  | 1  | .600  | 1.350 | 2  | 0  |
| 1977 | Bruce, Robert     | 2  | 4   | 1  | 3  | .750  | 0  | 0  | 0  | 0  | 3  | .750  | 2   | 0   | 0  | 1  |     | 1  | 0  | 1  | .800  | 1.550 | 3  | 0  |
| 1978 | Bruce, Robert     | 3  | 9   | 1  | 2  | .222  | 0  | 0  | 0  | 0  | 2  | .222  | 0   | 0   | 0  | 0  |     | 5  | 1  | 0  | .300  | .522  | 1  | 0  |
| 1996 | Bryniczka, Adam   | 10 | 12  | 4  | 6  | .500  | 0  | 0  | 0  | 0  | 6  | .500  | 2   | 0   | 0  | 0  | 0   | 2  | 0  | 0  | .500  | 1.000 | 6  | 0  |
| 2001 | Bucalo, Dustin    | 1  | 0   | 1  | 0  | .000  |    | 0  | 0  | 0  | 0  | .000  | 1   |     |    | 0  |     | 0  | 0  | 0  | .000  | .000  |    |    |
| 2002 | Bucalo, Dustin    | 34 | 112 | 22 | 39 | .348  |    | 3  | 0  | 0  | 42 | .375  | 7   |     |    |    |     | 12 | 12 | 1  | .416  | .791  |    | 7  |
| 2003 | Bucalo, Dustin    | 29 | 97  | 29 | 44 | .454  | 0  | 12 | 1  | 0  | 58 | .598  | 19  | 1   | 2  | 8  |     | 5  | 9  | 0  | .491  | 1.089 |    | 4  |
| 2009 | Buchholz, Sean    | 13 | 7   | 0  | 1  | .143  |    | 0  | 0  | 0  | 1  | .143  | 0   | 0   | 0  | 0  |     | 3  | 0  | 0  | .143  | .286  |    | 1  |
| 2010 | Buchholz, Sean    | 19 | 31  | 4  | 6  | .194  |    | 2  | 0  | 0  | 8  | .258  | 4   | 0   | 2  | 0  | 0   | 13 | 4  | 1  | .289  | .547  |    | 6  |
| 2015 | Budzak, Brett     | 3  | 0   | 2  | 0  | .000  | 0  | 0  | 0  | 0  | 0  | .000  | 0   | 0   | 0  | 0  | 0   | 0  | 0  | 0  | .000  | .000  | 0  | 0  |
| 2016 | Budzak, Brett     | 3  | 0   | 2  | 0  | .000  |    | 0  | 0  | 0  | 0  | .000  | 0   | 0   | 0  | 0  | 0   | 0  | 0  | 0  | .000  | .000  | 0  | 0  |
| 1973 | Burke, Paul       | 29 | 87  | 35 | 30 | .345  | 0  | 10 | 0  | 0  | 40 | .460  | 8   | 2   | 0  | 17 |     | 18 | 21 | 2  | .482  | .942  | 43 | 6  |
| 2001 | Burns, Nick       | 1  | 3   | 0  | 0  | .000  |    | 0  | 0  | 0  | 0  | .000  | 0   |     |    | 0  |     | 0  | 0  | 0  | .000  | .000  |    |    |
| 2002 | Burns, Nick       | 19 | 47  | 3  | 13 | .277  |    | 1  | 0  | 0  | 14 | .298  | 3   |     |    |    |     | 13 | 4  | 2  | .358  | .656  |    | 6  |
| 2003 | Burns, Nick       | 27 | 80  | 9  | 16 | .200  | 0  | 2  | 0  | 4  | 30 | .375  | 15  | 1   | 2  | 0  |     | 19 | 6  | 1  | .258  | .633  |    | 12 |
| 1998 | Butitta, Dom      | 2  | 1   | 0  | 0  | .000  | 0  | 0  | 0  | 0  | 0  | .375  | 0   |     | 0  | 0  | 0   | 1  | 0  | 0  | .000  | .375  |    |    |
| 1999 | Butitta, Dom      | 33 | 85  | 13 | 23 | .271  |    | 3  | 0  | 2  | 32 | .222  | 16  | 0   | 2  | 0  |     | 16 | 6  | 0  | .312  | .534  | 5  | 5  |
| 2000 | Camacho, Edgar    | 7  | 8   | 1  | 1  | .125  |    | 1  | 0  | 0  | 2  | .250  | 0   |     |    |    |     | 0  | 1  | 0  | .222  | .472  |    |    |
| 2013 | Caminiti, Nick    | 14 | 0   | 11 | 0  | .000  |    | 0  | 0  | 0  | 0  | .000  | 0   | 0   |    |    |     | 0  | 0  | 0  | .000  | .000  |    |    |
| 2014 | Caminiti, Nick    | 31 | 9   | 24 | 1  | .111  |    | 0  | 0  | 0  | 1  | .111  | 1   | 1   | 0  | 8  | 9   | 3  | 0  | 0  | .111  | .222  | 1  | 0  |
| 1976 | Cannon, Zeke      | 1  | 1   | 0  | 1  | 1.000 | 0  | 0  | 0  | 0  | 1  | 1.000 | 0   | 0   | 0  | 0  | 0   | 0  | 0  | 0  | 1.000 | 2.000 | 0  | 0  |

## BHS Single Season: Alphabetical Listing of All Players' Batting Statistics

| YR   | NAME               | G  | AB  | R  | H  | AVG  | GW | 2B | 3B | HR | TB | SLG   | RBI | SAC | SF | SB | ATT | SO | BB | HB | OBA   | OPS   | OE | E  |
|------|--------------------|----|-----|----|----|------|----|----|----|----|----|-------|-----|-----|----|----|-----|----|----|----|-------|-------|----|----|
| 2000 | Capinegro, Anthony | 37 | 109 | 40 | 44 | .404 |    | 5  | 1  | 0  | 51 | .468  | 10  |     |    |    |     | 13 | 28 | 1  | .529  | .997  |    |    |
| 2001 | Capinegro, Anthony | 27 | 61  | 20 | 15 | .246 |    | 1  | 0  | 0  | 16 | .262  | 7   |     |    | 5  |     | 12 | 18 | 0  | .418  | .680  |    |    |
| 1992 | Carbanarra, Joe    | 5  | 2   | 1  | 0  | .000 | 0  | 0  | 0  | 0  | 0  | .000  | 0   | 0   | 0  | 0  | 0   | 0  | 0  | 0  | .000  | .000  | 1  | 0  |
| 1972 | Carnahan, Mike     | 9  | 10  | 0  | 1  | .100 | 0  | 0  | 0  | 0  | 1  | .100  | 0   | 0   | 0  | 0  |     | 1  | 2  | 0  | .250  | .350  | 0  | 2  |
| 1972 | Carter, Scott      | 1  | 0   | 0  | 0  | .000 | 0  | 0  | 0  | 0  | 0  | .000  | 1   | 0   | 0  | 0  |     | 0  | 1  | 0  | 1.000 | 1.000 | 1  | 0  |
| 1973 | Carter, Scott      | 23 | 26  | 5  | 8  | .308 | 0  | 0  | 0  | 0  | 8  | .308  | 9   | 1   | 0  | 3  |     | 1  | 4  | 0  | .400  | .708  | 14 | 4  |
| 1965 | Cavender, Jim      | 1  | 72  | 0  | 20 | .278 | 0  | 4  | 0  | 0  | 24 | .333  | 0   | 0   | 0  | 0  |     | 0  | 0  | 0  | .278  | .611  | 0  | 0  |
| 1966 | Cavender, Jim      | 21 | 59  | 9  | 18 | .305 | 0  | 2  | 1  | 0  | 22 | .373  | 7   | 0   | 0  | 2  |     | 14 | 12 | 0  | .423  | .796  | 16 | 3  |
| 1980 | Cecola, Robin      | 9  | 12  | 3  | 1  | .083 | 0  | 0  | 0  | 1  | 4  | .333  | 3   | 0   | 0  | 0  |     | 3  | 5  | 0  | .353  | .686  | 5  | 0  |
| 1981 | Cecola, Robin      | 28 | 78  | 15 | 23 | .295 | 2  | 4  | 1  | 1  | 32 | .410  | 18  | 2   | 1  | 5  |     | 10 | 20 | 3  | .451  | .861  | 32 | 3  |
| 1971 | Chalk, Dave        | 6  | 5   | 0  | 1  | .200 | 0  | 0  | 0  | 0  | 1  | .200  | 1   | 0   | 0  | 0  |     | 1  | 0  | 0  | .200  | .400  | 1  | 0  |
| 2005 | Chapman, Billy     | 12 | 0   | 0  | 0  | .000 |    | 0  | 0  | 0  | 0  | .000  | 0   | 0   | 0  | 0  |     | 0  | 0  | 0  | .000  | .000  |    | 1  |
| 2006 | Chapman, Billy     | 31 | 88  | 9  | 25 | .284 |    | 8  | 1  | 3  | 44 | .500  | 26  | 0   | 2  | 0  |     | 24 | 8  | 2  | .350  | .850  |    | 1  |
| 2015 | Chapman, Jacob     | 25 | 70  | 16 | 23 | .329 |    | 4  | 1  | 3  | 38 | .543  | 15  | 0   | 1  | 0  |     | 15 | 11 | 3  | .435  | .978  | 1  | 2  |
| 2016 | Chapman, Jacob     | 36 | 98  | 23 | 24 | .245 |    | 7  | 0  | 2  | 37 | .378  | 24  | 0   | 5  | 1  | 1   | 23 | 18 | 6  | .378  | .756  | 7  | 4  |
| 2000 | Chapman, Mike      | 14 | 23  | 4  | 4  | .174 |    | 0  | 0  | 1  | 7  | .304  | 5   |     |    |    |     | 7  | 6  | 0  | .345  | .649  |    |    |
| 2001 | Chapman, Mike      | 14 | 40  | 7  | 10 | .250 |    | 1  | 0  | 0  | 11 | .275  | 8   |     |    | 0  |     | 12 | 3  | 0  | .302  | .577  |    |    |
| 2017 | Chen, Hsyuan       | 2  | 2   | 0  | 1  | .500 |    | 0  | 0  | 0  | 1  | .500  | 1   | 0   | 0  | 0  | 0   | 0  | 0  | 0  | .500  | 1.000 |    | 0  |
| 2018 | Christoffer, A.J.  | 23 | 48  | 13 | 15 | .313 |    | 3  | 0  | 2  | 24 | .500  | 11  | 0   | 0  | 2  | 4   | 14 | 12 | 1  | .459  | .959  | 2  | 1  |
| 2019 | Christoffer, A.J.  | 38 | 118 | 37 | 41 | .347 |    | 12 | 1  | 5  | 70 | .593  | 33  | 0   | 1  | 13 | 16  | 15 | 21 | 4  | .458  | 1.052 | 7  | 2  |
| 1974 | Chuboff, Dave      | 3  | 2   | 2  | 1  | .500 | 0  | 0  | 0  | 0  | 1  | .500  | 0   | 0   | 0  | 0  |     | 0  | 0  | 0  | .500  | 1.000 | 2  | 0  |
| 1975 | Chuboff, Dave      | 4  | 3   | 0  | 2  | .667 | 0  | 1  | 0  | 0  | 3  | 1.000 | 2   | 0   | 0  | 0  |     | 0  | 0  | 1  | .750  | 1.750 | 2  | 0  |
| 1992 | Ciaglia, Craig     | 5  | 4   | 0  | 0  | .000 | 0  | 0  | 0  | 0  | 0  | .000  | 0   | 0   | 0  | 0  | 0   | 1  | 0  | 0  | .000  | .000  | 0  | 0  |
| 1993 | Ciaglia, Craig     | 10 | 10  | 3  | 2  | .200 | 1  | 0  | 1  | 0  | 4  | .400  | 2   | 0   | 0  | 0  | 0   | 0  | 4  | 0  | .429  | .829  | 5  | 3  |
| 1990 | Ciaglia, Marc      | 2  | 2   | 0  | 0  | .000 | 0  | 0  | 0  | 0  | 0  | .000  | 0   | 0   | 0  | 0  | 0   | 1  | 0  | 0  | .000  | .000  | 0  | 0  |
| 1991 | Ciaglia, Marc      | 20 | 34  | 6  | 8  | .235 | 0  | 3  | 0  | 0  | 11 | .324  | 2   | 0   | 0  | 0  | 0   | 6  | 5  | 1  | .350  | .674  | 8  | 0  |
| 2000 | Ciupke, Chris      | 0  | 0   | 0  | 0  | .000 |    | 0  | 0  | 0  | 0  | .000  | 0   |     |    |    |     | 0  | 0  | 0  | .000  | .000  |    |    |
| 1972 | Clawson, Dave      | 2  | 2   | 1  | 0  | .000 | 0  | 0  | 0  | 0  | 0  | .000  | 0   | 0   | 0  | 0  |     | 1  | 0  | 0  | .000  | .000  | 1  | 0  |
| 1969 | Clawson, Steve     | 19 | 30  | 6  | 4  | .133 | 0  | 0  | 1  | 0  | 6  | .200  | 2   | 1   | 0  | 2  |     | 13 | 10 | 0  | .350  | .550  | 8  | 0  |
| 1970 | Clawson, Steve     | 27 | 99  | 23 | 26 | .263 | 0  | 1  | 1  | 0  | 29 | .293  | 16  | 6   | 0  | 17 |     | 11 | 14 | 0  | .354  | .647  | 39 | 1  |
| 2011 | Coco, Chris        | 22 | 58  | 6  | 13 | .224 |    | 1  | 0  | 0  | 14 | .241  | 3   | 2   | 0  | 1  | 1   | 16 | 3  | 2  | .286  | .527  |    | 8  |
| 2012 | Coco, Chris        | 32 | 117 | 19 | 30 | .256 |    | 2  | 0  | 1  | 35 | .299  | 14  | 1   | 0  | 4  | 5   | 21 | 4  | 3  | .298  | .597  |    | 21 |
| 2013 | Coco, Chris        | 15 | 14  | 6  | 1  | .071 |    | 0  | 0  | 0  | 1  | .071  | 3   | 1   |    |    |     | 4  | 3  | 1  | .278  | .349  |    | 5  |
| 1972 | Cole, Bob          | 26 | 69  | 10 | 19 | .275 | 0  | 4  | 1  | 0  | 25 | .362  | 7   | 0   | 0  | 3  |     | 14 | 5  | 4  | .359  | .721  | 17 | 0  |

**BHS Single Season: Alphabetical Listing of All Players' Batting Statistics**

| YR   | NAME             | G  | AB  | R  | H  | AVG  | GW | 2B | 3B | HR | TB | SLG  | RBI | SAC | SF | SB | ATT | SO | BB | HB | OBA  | OPS   | OE | E  |
|------|------------------|----|-----|----|----|------|----|----|----|----|----|------|-----|-----|----|----|-----|----|----|----|------|-------|----|----|
| 1973 | Cole, Bob        | 28 | 77  | 13 | 22 | .286 | 0  | 3  | 3  | 2  | 37 | .481 | 18  | 0   | 0  | 3  |     | 19 | 7  | 2  | .360 | .841  | 29 | 6  |
| 1987 | Coll, Brian      | 18 | 33  | 6  | 8  | .242 | 2  | 3  | 0  | 0  | 11 | .333 | 7   | 0   | 0  | 2  | 2   | 6  | 7  | 0  | .375 | .708  | 13 | 2  |
| 1988 | Coll, Brian      | 34 | 99  | 27 | 43 | .434 | 4  | 9  | 2  | 0  | 56 | .566 | 35  | 4   | 3  | 5  | 7   | 18 | 20 | 1  | .520 | 1.086 | 62 | 4  |
| 2009 | Colon, Pete      | 1  | 1   | 0  | 0  | .000 |    | 0  | 0  | 0  | 0  | .000 | 0   | 0   | 0  | 0  |     | 0  | 0  | 0  | .000 | .000  |    | 0  |
| 2010 | Colon, Pete      | 4  | 3   | 0  | 1  | .333 |    | 0  | 0  | 0  | 1  | .333 | 0   | 0   | 0  | 0  | 0   | 1  | 0  | 0  | .333 | .666  |    | 0  |
| 2003 | Combs, Marty     | 22 | 41  | 6  | 10 | .244 | 0  | 1  | 0  | 0  | 11 | .268 | 10  | 2   | 0  | 0  |     | 12 | 6  | 4  | .392 | .660  |    | 8  |
| 2004 | Combs, Marty     | 15 | 15  | 3  | 4  | .267 |    | 0  | 0  | 0  | 4  | .267 | 2   | 1   | 0  | 0  |     | 3  | 5  | 1  | .476 | .743  |    | 3  |
| 1981 | Condill, Jeff    | 16 | 21  | 4  | 3  | .143 | 0  | 2  | 0  | 0  | 5  | .238 | 1   | 2   | 0  | 0  |     | 5  | 7  | 0  | .357 | .595  | 5  | 11 |
| 1982 | Condill, Jeff    | 25 | 61  | 12 | 17 | .279 | 0  | 1  | 0  | 0  | 18 | .295 | 8   | 1   | 0  | 3  |     | 8  | 15 | 1  | .429 | .724  | 20 | 7  |
| 2006 | Conroy, Tim      | 19 | 51  | 7  | 10 | .196 |    | 2  | 0  | 0  | 12 | .235 | 6   | 1   | 2  | 1  |     | 17 | 7  | 0  | .283 | .518  |    | 5  |
| 2007 | Conroy, Tim      | 35 | 99  | 24 | 31 | .313 |    | 3  | 2  | 0  | 38 | .384 | 12  |     |    |    |     | 22 | 19 | 3  | .438 | .822  |    |    |
| 2008 | Conroy, Tim      | 32 | 99  | 25 | 40 | .404 |    | 12 | 1  | 3  | 63 | .636 | 24  | 3   | 0  | 6  |     | 13 | 25 | 0  | .524 | 1.160 |    |    |
| 1989 | Contreras, Jamie | 4  | 3   | 0  | 0  | .000 | 0  | 0  | 0  | 0  | 0  | .000 | 1   | 0   | 0  | 0  | 0   | 0  | 0  | 0  | .000 | .000  | 1  | 0  |
| 1990 | Contreras, Jamie | 30 | 70  | 9  | 19 | .271 | 1  | 4  | 0  | 0  | 23 | .329 | 15  | 1   | 2  | 0  | 0   | 3  | 4  | 2  | .321 | .650  | 24 | 6  |
| 1999 | Contreras, Mike  | 2  | 2   | 1  | 1  | .500 |    | 0  | 0  | 0  | 1  | .321 | 0   | 0   | 0  | 0  |     | 0  | 0  | 0  | .500 | .821  | 0  | 1  |
| 2000 | Contreras, Mike  | 32 | 104 | 23 | 44 | .423 |    | 10 | 0  | 1  | 57 | .548 | 33  |     |    |    |     | 6  | 3  | 0  | .439 | .987  |    |    |
| 2001 | Contreras, Mike  | 28 | 77  | 16 | 28 | .364 |    | 5  | 0  | 1  | 36 | .468 | 17  |     |    |    |     | 8  | 8  | 3  | .443 | .911  |    |    |
| 1991 | Contreras, Oscar | 1  | 1   | 0  | 0  | .000 | 0  | 0  | 0  | 0  | 0  | .000 | 0   | 0   | 0  | 0  | 0   | 0  | 0  | 0  | .000 | .000  | 0  | 0  |
| 1992 | Contreras, Oscar | 35 | 108 | 17 | 32 | .296 | 1  | 9  | 2  | 2  | 51 | .472 | 16  | 1   | 1  | 2  | 2   | 10 | 8  | 0  | .342 | .814  | 31 | 3  |
| 1993 | Contreras, Oscar | 25 | 81  | 23 | 27 | .333 | 4  | 5  | 0  | 5  | 47 | .580 | 27  | 0   | 3  | 1  | 3   | 7  | 9  | 2  | .400 | .980  | 45 | 7  |
| 1994 | Contreras, Oscar | 37 | 116 | 34 | 52 | .448 | 8  | 11 | 2  | 10 | 97 | .836 | 44  | 0   | 3  | 6  | 6   | 12 | 16 | 1  | .507 | 1.343 | 68 | 14 |
| 1980 | Cook, Don        | 2  | 3   | 0  | 0  | .000 | 0  | 0  | 0  | 0  | 0  | .000 | 0   | 0   | 0  | 0  |     | 0  | 0  | 0  | .000 | .000  | 0  | 0  |
| 2009 | Cook, Jim        | 18 | 41  | 5  | 8  | .195 |    | 0  | 1  | 0  | 10 | .244 | 5   | 0   | 0  | 2  |     | 6  | 4  | 1  | .283 | .527  |    | 10 |
| 2010 | Cook, Jim        | 26 | 85  | 17 | 30 | .353 |    | 3  | 0  | 0  | 33 | .388 | 10  | 0   | 3  | 5  | 8   | 9  | 11 | 1  | .420 | .808  |    | 11 |
| 2013 | Coon, Jake       | 29 | 70  | 22 | 25 | .357 |    | 7  | 0  | 1  | 35 | .500 | 13  | 5   |    |    |     | 16 | 10 | 7  | .483 | .983  |    | 6  |
| 2014 | Coon, Jake       | 37 | 114 | 26 | 46 | .404 |    | 15 | 0  | 1  | 64 | .561 | 25  | 0   | 1  | 8  | 8   | 11 | 18 | 8  | .511 | 1.072 | 4  | 8  |
| 2015 | Coon, Jake       | 35 | 116 | 33 | 35 | .302 |    | 5  | 0  | 6  | 58 | .500 | 34  | 0   | 3  | 3  | 3   | 12 | 15 | 5  | .396 | .896  | 5  | 1  |
| 2005 | Coons, Adam      | 41 | 122 | 11 | 47 | .385 |    | 15 | 0  | 1  | 65 | .533 | 19  | 0   | 1  | 0  |     | 11 | 13 | 2  | .449 | .982  |    | 4  |
| 2006 | Coons, Adam      | 35 | 111 | 28 | 42 | .378 |    | 13 | 0  | 5  | 70 | .631 | 25  | 0   | 1  | 1  |     | 15 | 19 | 3  | .478 | 1.109 |    | 7  |
| 2001 | Coppola, Ryan    | 2  | 2   | 0  | 1  | .500 |    | 0  | 0  | 0  | 1  | .500 | 1   |     |    |    |     | 1  | 0  | 0  | .500 | 1.000 |    |    |
| 1969 | Corson, Scott    | 2  | 1   | 0  | 0  | .000 | 0  | 0  | 0  | 0  | 0  | .000 | 0   | 0   | 0  | 0  |     | 1  | 0  | 0  | .000 | .000  | 0  | 1  |
| 1970 | Corson, Scott    | 6  | 5   | 0  | 0  | .000 | 0  | 0  | 0  | 0  | 0  | .000 | 2   | 1   | 0  | 0  |     | 2  | 0  | 0  | .000 | .000  | 2  | 0  |
| 1993 | Costello, John   | 10 | 3   | 3  | 1  | .333 | 0  | 1  | 0  | 0  | 2  | .667 | 1   | 0   | 0  | 0  | 0   | 0  | 1  | 0  | .500 | 1.167 | 4  | 1  |
| 1994 | Costello, John   | 20 | 23  | 6  | 7  | .304 | 0  | 1  | 0  | 0  | 8  | .348 | 5   | 0   | 0  | 1  | 1   | 1  | 1  | 0  | .333 | .681  | 11 | 1  |



**BHS Single Season: Alphabetical Listing of All Players' Batting Statistics**

| YR   | NAME                 | G  | AB  | R  | H  | AVG  | GW | 2B | 3B | HR | TB | SLG  | RBI | SAC | SF | SB | ATT | SO | BB | HB | OBA  | OPS   | OE | E  |
|------|----------------------|----|-----|----|----|------|----|----|----|----|----|------|-----|-----|----|----|-----|----|----|----|------|-------|----|----|
| 2014 | Covek, Jack          | 1  | 1   | 0  | 0  | .000 |    | 0  | 0  | 0  | 0  | .000 | 0   | 0   | 0  | 0  | 0   | 0  | 0  | 0  | .000 | .000  | 0  | 0  |
| 1966 | Cowell, Ron          | 16 | 36  | 7  | 7  | .194 | 0  | 1  | 0  | 0  | 8  | .222 | 2   | 0   | 0  | 4  |     | 13 | 4  | 0  | .275 | .497  | 9  | 5  |
| 1967 | Cowell, Ron          | 21 | 70  | 16 | 19 | .271 | 0  | 0  | 0  | 0  | 19 | .271 | 0   | 0   | 0  | 0  |     | 0  | 0  | 0  | .271 | .542  | 16 | 0  |
| 1986 | Cox, Ben             | 1  | 1   | 0  | 0  | .000 | 0  | 0  | 0  | 0  | 0  | .000 | 1   | 0   | 0  | 0  | 0   | 0  | 0  | 0  | .000 | .000  | 1  | 0  |
| 2004 | Creswell, Jeff       | 15 | 12  | 8  | 3  | .250 |    | 3  | 0  | 0  | 6  | .500 | 2   | 0   | 0  | 4  |     | 2  | 0  | 0  | .250 | .750  |    | 1  |
| 2005 | Creswell, Jeff       | 41 | 111 | 26 | 38 | .342 |    | 4  | 1  | 1  | 47 | .423 | 20  | 1   | 0  | 0  |     | 23 | 22 | 3  | .463 | .886  |    | 3  |
| 1995 | Culver, Trent        | 3  | 2   | 1  | 0  | .000 | 0  | 0  | 0  | 0  | 0  | .000 | 0   | 0   | 0  | 0  | 0   | 0  | 0  | 0  | .000 | .000  | 1  | 1  |
| 1983 | Cummings, Chris      | 30 | 89  | 13 | 34 | .382 | 0  | 1  | 0  | 0  | 35 | .393 | 10  | 8   | 0  | 2  |     | 10 | 4  | 1  | .415 | .808  | 23 | 10 |
| 1984 | Cummings, Chris      | 28 | 92  | 19 | 21 | .293 | 3  | 12 | 3  | 0  | 45 | .489 | 19  | 2   | 0  | 2  | 3   | 6  | 7  | 1  | .290 | .779  | 38 | 8  |
| 1985 | Cummings, Chris      | 29 | 89  | 33 | 30 | .337 | 1  | 3  | 2  | 0  | 37 | .416 | 21  | 0   | 4  | 9  | 12  | 2  | 23 | 0  | .457 | .873  | 54 | 17 |
| 2011 | Cunniff, Drew        | 8  | 14  | 1  | 4  | .286 |    | 1  | 0  | 0  | 5  | .357 | 2   | 0   | 0  | 0  | 0   | 1  | 3  | 0  | .412 | .769  |    | 2  |
| 2012 | Cunniff, Drew        | 8  | 8   | 0  | 1  | .125 |    | 0  | 0  | 0  | 1  | .125 | 1   | 0   | 0  | 0  | 0   | 3  | 1  | 0  | .222 | .347  |    | 0  |
| 2002 | Curto, Steve         | 16 | 37  | 3  | 4  | .108 |    | 2  | 0  | 0  | 6  | .162 | 3   |     |    |    |     | 11 | 2  | 1  | .175 | .337  |    | 4  |
| 1972 | D'Ambra, Frank       | 1  | 0   | 0  | 0  | .000 | 0  | 0  | 0  | 0  | 0  | .000 | 0   | 0   | 0  | 0  | 0   | 0  | 0  | 0  | .000 | .000  | 0  | 0  |
| 1993 | Daichendt, Jim       | 6  | 6   | 2  | 1  | .167 | 0  | 0  | 0  | 0  | 1  | .167 | 1   | 0   | 0  | 0  | 0   | 1  | 0  | 0  | .167 | .334  | 3  | 2  |
| 1994 | Daichendt, Jim       | 13 | 22  | 4  | 5  | .227 | 0  | 2  | 0  | 0  | 7  | .318 | 3   | 0   | 0  | 0  | 0   | 6  | 0  | 1  | .261 | .579  | 7  | 0  |
| 1999 | Danneger, Craig      | 2  | 0   | 0  | 0  | .000 |    | 0  | 0  | 0  | 0  | .000 | 0   | 0   | 0  | 0  |     | 0  | 0  | 0  | .000 | .000  | 0  | 0  |
| 1994 | Dato, David          | 14 | 16  | 6  | 3  | .188 | 1  | 0  | 0  | 0  | 3  | .188 | 1   | 1   | 0  | 1  | 1   | 2  | 3  | 1  | .350 | .538  | 7  | 1  |
| 1995 | Dato, David          | 41 | 116 | 22 | 28 | .241 | 2  | 6  | 2  | 1  | 41 | .353 | 20  | 2   | 2  | 1  | 4   | 10 | 13 | 5  | .338 | .691  | 41 | 13 |
| 2016 | Davis, Sean          | 13 | 11  | 5  | 3  | .273 |    | 0  | 0  | 0  | 3  | .273 | 1   | 0   | 0  | 0  | 0   | 3  | 3  | 0  | .429 | .702  | 1  | 1  |
| 2017 | Davis, Sean          | 34 | 85  | 24 | 26 | .306 |    | 3  | 1  | 0  | 31 | .365 | 18  | 0   | 3  | 6  | 7   | 15 | 13 | 5  | .415 | .780  |    | 10 |
| 2015 | Day, Jimmy           | 34 | 101 | 35 | 39 | .386 |    | 6  | 4  | 3  | 62 | .614 | 23  | 3   | 3  | 7  | 8   | 13 | 5  | 8  | .444 | 1.058 | 7  | 2  |
| 2016 | Day, Jimmy           | 36 | 110 | 40 | 35 | .318 |    | 9  | 1  | 3  | 55 | .500 | 28  | 3   | 2  | 14 | 14  | 17 | 4  | 13 | .403 | .903  | 9  | 3  |
| 2007 | Day, John            | 25 | 67  | 20 | 13 | .194 |    | 1  | 0  | 0  | 14 | .209 | 7   |     |    |    |     | 18 | 19 | 1  | .379 | .588  |    |    |
| 2008 | Day, John            | 32 | 100 | 36 | 32 | .320 |    | 3  | 0  | 0  | 35 | .350 | 14  | 3   | 1  | 5  |     | 10 | 27 | 3  | .473 | .823  |    |    |
| 2009 | Day, John            | 37 | 121 | 27 | 43 | .355 |    | 0  | 0  | 2  | 49 | .405 | 23  | 1   | 1  | 7  |     | 12 | 15 | 5  | .444 | .849  |    | 4  |
| 1983 | Dehnert, Jeff        | 2  | 0   | 1  | 0  | .000 | 0  | 0  | 0  | 0  | 0  | .000 | 0   | 0   | 0  | 0  |     | 0  | 0  | 0  | .000 | .000  | 1  | 0  |
| 2015 | Dehnert, Patrick     | 31 | 84  | 8  | 31 | .369 |    | 2  | 0  | 2  | 39 | .464 | 15  | 0   | 1  | 0  | 0   | 11 | 12 | 1  | .449 | .913  | 4  | 4  |
| 2016 | Dehnert, Patrick     | 36 | 117 | 26 | 45 | .385 |    | 14 | 2  | 1  | 66 | .564 | 29  | 0   | 1  | 1  | 1   | 8  | 14 | 5  | .467 | 1.031 | 9  | 5  |
| 2000 | Del Olmo, Rick       | 7  | 1   | 1  | 0  | .000 |    | 0  | 0  | 0  | 0  | .000 | 0   |     |    |    |     | 0  | 1  | 0  | .500 | .500  |    |    |
| 2001 | Del Olmo, Rick       | 6  | 0   | 0  | 0  | .000 |    | 0  | 0  | 0  | 0  | .000 | 0   |     |    | 0  |     | 0  | 0  | 0  | .000 | .000  |    |    |
| 2014 | Delaurentis, Anthony | 2  | 0   | 1  | 0  | .000 |    | 0  | 0  | 0  | 0  | .000 | 0   | 0   | 0  | 0  | 0   | 0  | 0  | 0  | .000 | .000  | 0  | 0  |
| 2015 | Delaurentis, Anthony | 31 | 86  | 17 | 30 | .349 |    | 3  | 1  | 7  | 56 | .651 | 30  | 1   | 3  | 2  | 2   | 32 | 14 | 1  | .433 | 1.084 | 5  | 2  |
| 2021 | Dern, Brady          | 11 | 20  | 3  | 4  | .200 |    | 0  | 0  | 0  | 4  | .200 | 3   | 1   | 0  | 1  | 1   | 3  | 2  | 0  | .273 | .473  | 3  | 0  |

**BHS Single Season: Alphabetical Listing of All Players' Batting Statistics**

| YR   | NAME              | G  | AB  | R  | H  | AVG  | GW | 2B | 3B | HR | TB | SLG  | RBI | SAC | SF | SB | ATT | SO | BB | HB | OBA   | OPS   | OE | E |
|------|-------------------|----|-----|----|----|------|----|----|----|----|----|------|-----|-----|----|----|-----|----|----|----|-------|-------|----|---|
| 1966 | Dickey, Bill      | 21 | 64  | 7  | 14 | .219 | 0  | 3  | 0  | 0  | 17 | .266 | 11  | 0   | 0  | 2  |     | 8  | 4  | 0  | .265  | .531  | 18 | 6 |
| 2004 | DiMonte, Tony     | 24 | 57  | 16 | 17 | .298 |    | 4  | 0  | 0  | 21 | .368 | 11  | 0   | 1  | 0  |     | 13 | 6  | 1  | .369  | .737  |    | 1 |
| 2005 | DiMonte, Tony     | 41 | 131 | 40 | 55 | .420 |    | 12 | 3  | 6  | 91 | .695 | 50  | 0   | 4  | 0  |     | 16 | 10 | 3  | .459  | 1.154 |    | 0 |
| 1969 | Dineen, Tom       | 7  | 2   | 1  | 1  | .500 | 0  | 0  | 0  | 0  | 1  | .500 | 2   | 0   | 0  | 2  |     | 1  | 0  | 0  | .500  | 1.000 | 3  | 1 |
| 1991 | Dioguardi, Jamie  | 31 | 54  | 9  | 13 | .241 | 1  | 4  | 1  | 0  | 19 | .352 | 7   | 2   | 1  | 6  | 9   | 12 | 5  | 4  | .344  | .696  | 16 | 2 |
| 1992 | Dioguardi, Jamie  | 30 | 72  | 16 | 22 | .306 | 0  | 3  | 1  | 3  | 36 | .500 | 13  | 3   | 0  | 7  | 9   | 14 | 6  | 0  | .359  | .859  | 26 | 4 |
| 1993 | Dioguardi, Jamie  | 5  | 11  | 5  | 4  | .364 | 1  | 1  | 0  | 0  | 5  | .455 | 3   | 3   | 0  | 3  | 5   | 1  | 2  | 0  | .462  | .917  | 8  | 0 |
| 2014 | Dodge, Casey      | 21 | 49  | 5  | 14 | .286 |    | 0  | 0  | 0  | 14 | .286 | 9   | 2   | 2  | 1  | 1   | 10 | 3  | 2  | .339  | .625  | 2  | 6 |
| 2015 | Dodge, Casey      | 33 | 112 | 13 | 53 | .473 |    | 6  | 0  | 1  | 62 | .554 | 23  | 2   | 3  | 1  | 2   | 8  | 5  | 5  | .504  | 1.058 | 4  | 1 |
| 1973 | Donavan, Kevin    | 5  | 7   | 1  | 0  | .000 | 0  | 0  | 0  | 0  | 0  | .000 | 0   | 0   | 0  | 0  |     | 5  | 0  | 0  | .000  | .000  | 1  | 1 |
| 1992 | Doty, Zack        | 2  | 0   | 1  | 0  | .000 | 0  | 0  | 0  | 0  | 0  | .000 | 0   | 0   | 0  | 0  | 0   | 1  | 0  | 0  | .000  | .000  | 1  | 0 |
| 1993 | Doty, Zack        | 5  | 0   | 0  | 0  | .000 | 0  | 0  | 0  | 0  | 0  | .000 | 0   | 0   | 0  | 0  | 0   | 0  | 0  | 0  | .000  | .000  | 0  | 0 |
| 2012 | Dowdy, Eric       | 7  | 4   | 1  | 0  | .000 |    | 0  | 0  | 0  | 0  | .000 | 0   | 0   | 0  | 3  | 3   | 1  | 1  | 0  | .200  | .200  |    | 0 |
| 2013 | Dowdy, Eric       | 12 | 1   | 6  | 0  | .000 |    | 0  | 0  | 0  | 0  | .000 | 0   | 0   |    |    |     | 1  | 0  | 0  | .000  | .000  |    |   |
| 1969 | Dowling, Geoff    | 10 | 24  | 2  | 8  | .333 | 0  | 1  | 0  | 0  | 9  | .375 | 1   | 0   | 0  | 2  |     | 7  | 1  | 0  | .360  | .735  | 3  | 3 |
| 1970 | Dowling, Geoff    | 21 | 37  | 4  | 7  | .189 | 0  | 0  | 0  | 0  | 7  | .189 | 4   | 2   | 0  | 1  |     | 10 | 7  | 4  | .375  | .564  | 8  | 3 |
| 2012 | Dragosz, Justin   | 28 | 73  | 8  | 23 | .315 |    | 5  | 0  | 0  | 28 | .384 | 11  | 0   | 2  | 0  | 0   | 16 | 5  | 1  | .358  | .742  |    | 3 |
| 2013 | Dragosz, Justin   | 24 | 66  | 12 | 18 | .273 |    | 3  | 0  | 3  | 30 | .455 | 15  | 0   |    |    |     | 12 | 5  | 0  | .324  | .779  |    | 1 |
| 1994 | Dreher, Brad      | 26 | 15  | 10 | 5  | .333 | 1  | 1  | 0  | 0  | 6  | .400 | 6   | 0   | 1  | 0  | 0   | 1  | 5  | 0  | .476  | .876  | 16 | 2 |
| 1995 | Dreher, Brad      | 28 | 48  | 5  | 14 | .292 | 1  | 0  | 1  | 0  | 16 | .333 | 6   | 1   | 1  | 4  | 5   | 15 | 7  | 0  | .375  | .708  | 11 | 0 |
| 1969 | Duhaime, Mike     | 2  | 1   | 0  | 0  | .000 | 0  | 0  | 0  | 0  | 0  | .000 | 0   | 0   | 0  | 0  |     | 0  | 0  | 0  | .000  | .000  | 0  | 0 |
| 1970 | Duhaime, Mike     | 13 | 21  | 4  | 2  | .095 | 0  | 1  | 0  | 0  | 3  | .143 | 0   | 4   | 0  | 1  |     | 7  | 3  | 0  | .208  | .351  | 4  | 6 |
| 1979 | Dunn, Chuck       | 27 | 71  | 9  | 23 | .324 | 0  | 5  | 2  | 0  | 32 | .451 | 17  | 2   | 0  | 4  |     | 13 | 20 | 1  | .478  | .929  | 26 | 4 |
| 1980 | Dunn, Chuck       | 32 | 91  | 23 | 35 | .385 | 0  | 7  | 4  | 3  | 59 | .648 | 28  | 1   | 1  | 5  |     | 20 | 12 | 1  | .457  | 1.105 | 48 | 3 |
| 1981 | Duval, Jerry      | 2  | 2   | 0  | 0  | .000 | 0  | 0  | 0  | 0  | 0  | .000 | 0   | 0   | 0  | 0  |     | 0  | 0  | 0  | .000  | .000  | 0  | 0 |
| 1982 | Duval, Jerry      | 19 | 35  | 8  | 5  | .143 | 0  | 2  | 0  | 0  | 7  | .200 | 2   | 0   | 0  | 1  |     | 3  | 5  | 1  | .268  | .468  | 10 | 2 |
| 1983 | Eckl, Bob         | 9  | 0   | 0  | 0  | .000 | 0  | 0  | 0  | 0  | 0  | .000 | 0   | 0   | 0  | 0  |     | 0  | 1  | 0  | 1.000 | 1.000 | 0  | 2 |
| 1984 | Eckl, Bob         | 19 | 14  | 1  | 1  | .071 | 0  | 0  | 0  | 0  | 1  | .071 | 1   | 0   | 0  | 0  | 0   | 2  | 2  | 0  | .188  | .259  | 2  | 3 |
| 2008 | Ehmen, Ryan       | 11 | 13  | 5  | 2  | .154 |    | 0  | 0  | 0  | 2  | .154 | 1   | 0   | 0  | 0  |     | 4  | 0  | 0  | .154  | .308  |    |   |
| 1978 | Eichstaedt, Carl  | 16 | 57  | 12 | 14 | .246 | 0  | 1  | 0  | 1  | 18 | .316 | 12  | 1   | 0  | 0  |     | 14 | 6  | 2  | .338  | .654  | 23 | 2 |
| 2021 | Eisenbarth, Logan | 25 | 81  | 16 | 26 | .321 |    | 6  | 0  | 7  | 53 | .654 | 27  | 0   | 2  | 1  | 1   | 15 | 8  | 0  | .374  | 1.028 | 4  | 2 |
| 1972 | Eldridge, Rob     | 1  | 0   | 0  | 0  | .000 | 0  | 0  | 0  | 0  | 0  | .000 | 0   | 0   | 0  | 0  |     | 0  | 0  | 0  | .000  | .000  | 0  | 0 |
| 1973 | Eldridge, Rob     | 9  | 8   | 0  | 1  | .125 | 0  | 0  | 0  | 0  | 1  | .125 | 1   | 0   | 0  | 1  |     | 5  | 1  | 0  | .222  | .347  | 1  | 0 |
| 2016 | Elliott, Clark    | 1  | 0   | 1  | 0  | .000 |    | 0  | 0  | 0  | 0  | .000 | 0   | 0   | 0  | 0  | 0   | 0  | 0  | 0  | .000  | .000  |    | 0 |

**BHS Single Season: Alphabetical Listing of All Players' Batting Statistics**

| YR   | NAME             | G  | AB  | R  | H  | AVG   | GW | 2B | 3B | HR | TB | SLG   | RBI | SAC | SF | SB | ATT | SO | BB | HB | OBA   | OPS   | OE | E  |
|------|------------------|----|-----|----|----|-------|----|----|----|----|----|-------|-----|-----|----|----|-----|----|----|----|-------|-------|----|----|
| 2017 | Elliott, Clark   | 34 | 95  | 26 | 31 | .326  |    | 3  | 1  | 1  | 39 | .411  | 16  | 3   | 0  | 8  | 8   | 17 | 17 | 2  | .439  | .850  |    | 8  |
| 2018 | Elliott, Clark   | 33 | 100 | 38 | 40 | .400  |    | 9  | 0  | 3  | 58 | .580  | 32  | 0   | 2  | 14 | 14  | 7  | 23 | 5  | .523  | 1.103 | 3  | 17 |
| 2019 | Elliott, Clark   | 38 | 89  | 50 | 34 | .382  |    | 8  | 1  | 5  | 59 | .663  | 39  | 0   | 4  | 10 | 10  | 8  | 43 | 8  | .590  | 1.253 | 8  | 1  |
| 1991 | Engle, Jeremy    | 8  | 0   | 0  | 0  | .000  | 0  | 0  | 0  | 0  | 0  | .000  | 0   | 0   | 0  | 0  | 0   | 0  | 0  | 0  | .000  | .000  | 0  | 2  |
| 1992 | Engle, Jeremy    | 22 | 32  | 9  | 9  | .281  | 0  | 3  | 0  | 0  | 12 | .375  | 4   | 1   | 0  | 1  | 1   | 6  | 3  | 0  | .343  | .718  | 13 | 5  |
| 1993 | Engle, Jeremy    | 28 | 77  | 22 | 27 | .351  | 3  | 8  | 0  | 3  | 44 | .571  | 20  | 0   | 2  | 6  | 7   | 16 | 8  | 5  | .435  | 1.006 | 39 | 3  |
| 2017 | Ensign, Daniel   | 6  | 2   | 0  | 0  | .000  |    | 0  | 0  | 0  | 0  | .000  | 0   | 0   | 0  | 0  | 0   | 0  | 0  | 0  | .000  | .000  |    | 0  |
| 2018 | Ensign, Daniel   | 13 | 4   | 3  | 1  | .250  |    | 0  | 0  | 0  | 1  | .250  | 0   | 0   | 0  | 0  | 0   | 3  | 0  | 0  | .250  | .500  | 0  | 2  |
| 2021 | Ensign, James    | 4  | 2   | 1  | 1  | .500  |    | 0  | 0  | 0  | 1  | .500  | 2   | 0   | 0  | 1  | 1   | 1  | 0  | 0  | .500  | 1.000 | 0  | 0  |
| 1997 | Erker, Paul      | 7  | 9   | 2  | 2  | .222  | 0  | 1  | 0  | 0  | 3  | .333  | 2   | 0   | 0  | 0  | 0   | 2  | 1  | 0  | .300  | .633  | 4  | 2  |
| 1998 | Erker, Paul      | 12 | 3   | 0  | 0  | .000  | 0  | 0  | 0  | 0  | 0  | .000  | 0   |     | 0  | 0  | 0   | 1  | 0  | 0  | .000  | .000  |    |    |
| 1997 | Ermilio, Rocky   | 1  | 1   | 0  | 0  | .000  | 0  | 0  | 0  | 0  | 0  | .350  | 0   | 0   | 0  | 0  | 0   | 0  | 0  | 0  | .000  | .350  | 0  | 0  |
| 1998 | Ermilio, Rocky   | 23 | 25  | 8  | 8  | .320  | 0  | 2  | 0  | 1  | 13 | .543  | 6   |     | 0  | 2  | 2   | 1  | 2  | 0  | .370  | .913  |    |    |
| 1999 | Ermilio, Rocky   | 32 | 92  | 23 | 29 | .315  |    | 5  | 0  | 4  | 46 | .418  | 26  | 0   | 2  | 1  |     | 20 | 6  | 1  | .356  | .774  | 5  | 5  |
| 2011 | Estanislao, Alej | 0  | 0   | 0  | 0  | .000  |    | 0  | 0  | 0  | 0  | .000  | 0   | 0   | 0  | 0  | 0   | 0  | 0  | 0  | .000  | .000  |    | 0  |
| 1990 | Etters, Travis   | 1  | 1   | 1  | 1  | 1.000 | 0  | 0  | 0  | 0  | 1  | 1.000 | 0   | 0   | 0  | 0  | 0   | 0  | 0  | 0  | 1.000 | 2.000 | 1  | 0  |
| 1983 | Evanger, Jim     | 4  | 9   | 0  | 0  | .000  | 0  | 0  | 0  | 0  | 0  | .000  | 0   | 0   | 0  | 0  |     | 2  | 0  | 0  | .000  | .000  | 0  | 0  |
| 1984 | Evanger, Jim     | 23 | 27  | 4  | 7  | .259  | 0  | 1  | 0  | 0  | 8  | .296  | 0   | 0   | 0  | 0  | 1   | 6  | 7  | 0  | .412  | .708  | 4  | 2  |
| 1984 | Evarrs, Dan      | 5  | 7   | 1  | 1  | .143  | 0  | 0  | 0  | 0  | 1  | .143  | 0   | 0   | 0  | 0  | 0   | 2  | 0  | 0  | .143  | .286  | 1  | 0  |
| 1996 | Faber, Brian     | 8  | 0   | 2  | 0  | .000  | 0  | 0  | 0  | 0  | 0  | .000  | 0   | 0   | 0  | 0  | 0   | 0  | 0  | 0  | .000  | .000  | 2  | 1  |
| 1997 | Faber, Brian     | 14 | 4   | 0  | 0  | .000  | 0  | 0  | 0  | 0  | 0  | .276  | 0   | 0   | 0  | 0  | 0   | 4  | 0  | 0  | .000  | .276  | 0  | 1  |
| 1989 | Faith, Matt      | 16 | 15  | 3  | 3  | .200  | 0  | 0  | 0  | 0  | 3  | .200  | 2   | 1   | 0  | 0  | 0   | 4  | 0  | 1  | .250  | .450  | 5  | 4  |
| 1985 | Faith, Peter     | 13 | 4   | 0  | 0  | .000  | 0  | 0  | 0  | 0  | 0  | .000  | 0   | 0   | 0  | 0  | 0   | 1  | 1  | 0  | .200  | .200  | 0  | 4  |
| 1986 | Faith, Peter     | 36 | 91  | 20 | 34 | .374  | 3  | 9  | 1  | 9  | 72 | .791  | 37  | 1   | 2  | 0  | 0   | 19 | 18 | 0  | .468  | 1.259 | 48 | 4  |
| 1997 | Favia, Frank     | 5  | 2   | 0  | 1  | .500  | 0  | 1  | 0  | 0  | 2  | .000  | 0   | 0   | 0  | 0  | 0   | 0  | 0  | 0  | .500  | .500  | 0  | 1  |
| 1998 | Favia, Frank     | 40 | 102 | 29 | 40 | .392  | 3  | 6  | 0  | 2  | 52 | .296  | 27  |     | 2  | 4  | 7   | 12 | 14 | 3  | .471  | .767  |    |    |
| 1999 | Favia, Frank     | 37 | 119 | 43 | 48 | .403  |    | 10 | 1  | 6  | 78 | .225  | 39  | 0   | 3  | 0  |     | 14 | 12 | 2  | .456  | .681  | 5  | 14 |
| 2001 | Feit, Jake       | 11 | 0   | 0  | 0  | .000  |    | 0  | 0  | 0  | 0  | .000  | 0   |     |    | 0  |     | 0  | 0  | 0  | .000  | .000  |    |    |
| 2002 | Feit, Jake       | 7  | 2   | 0  | 1  | .500  |    | 0  | 0  | 0  | 1  | .500  | 1   |     |    |    |     | 0  | 1  | 1  | .750  | 1.250 |    | 2  |
| 1975 | Feit, John       | 23 | 63  | 9  | 19 | .302  | 0  | 5  | 0  | 0  | 24 | .381  | 8   | 2   | 0  | 3  |     | 25 | 7  | 0  | .371  | .752  | 17 | 7  |
| 1976 | Feit, John       | 36 | 100 | 21 | 27 | .270  | 0  | 10 | 0  | 3  | 46 | .460  | 24  | 3   | 0  | 0  |     | 25 | 20 | 2  | .402  | .862  | 42 | 2  |
| 1972 | Feit, Mike       | 21 | 43  | 10 | 8  | .186  | 0  | 2  | 1  | 1  | 15 | .349  | 7   | 0   | 0  | 3  |     | 10 | 5  | 0  | .271  | .620  | 16 | 2  |
| 1973 | Feit, Mike       | 26 | 74  | 20 | 25 | .338  | 0  | 3  | 2  | 0  | 32 | .432  | 14  | 1   | 0  | 10 |     | 19 | 12 | 2  | .443  | .875  | 34 | 0  |
| 1994 | Feit, Mike Jr.   | 1  | 0   | 0  | 0  | .000  | 0  | 0  | 0  | 0  | 0  | .000  | 0   | 0   | 0  | 0  | 0   | 0  | 0  | 0  | .000  | .000  | 0  | 0  |

**BHS Single Season: Alphabetical Listing of All Players' Batting Statistics**

| YR   | NAME               | G  | AB  | R  | H  | AVG   | GW | 2B | 3B | HR | TB | SLG   | RBI | SAC | SF | SB | ATT | SO | BB | HB | OBA   | OPS   | OE | E  |
|------|--------------------|----|-----|----|----|-------|----|----|----|----|----|-------|-----|-----|----|----|-----|----|----|----|-------|-------|----|----|
| 1995 | Feit, Mike Jr.     | 8  | 5   | 5  | 2  | .400  | 0  | 0  | 0  | 0  | 2  | .400  | 1   | 0   | 0  | 0  | 0   | 0  | 0  | 0  | .400  | .800  | 6  | 2  |
| 1996 | Feit, Mike Jr.     | 32 | 63  | 17 | 18 | .286  | 0  | 1  | 0  | 3  | 28 | .444  | 16  | 4   | 1  | 3  | 3   | 17 | 5  | 2  | .352  | .796  | 30 | 1  |
| 1988 | Fencik, Chris      | 6  | 6   | 0  | 2  | .333  | 0  | 0  | 0  | 0  | 2  | .333  | 3   | 0   | 0  | 0  | 0   | 0  | 0  | 0  | .333  | .666  | 3  | 3  |
| 1973 | Fencik, Scott      | 16 | 11  | 7  | 3  | .273  | 0  | 1  | 0  | 0  | 4  | .364  | 1   | 1   | 0  | 4  |     | 6  | 1  | 0  | .333  | .697  | 8  | 1  |
| 1974 | Fencik, Scott      | 29 | 56  | 16 | 13 | .232  | 0  | 2  | 1  | 1  | 20 | .357  | 3   | 0   | 0  | 3  |     | 18 | 7  | 0  | .317  | .674  | 18 | 1  |
| 1994 | Findley, Jim       | 6  | 1   | 4  | 1  | 1.000 | 0  | 1  | 0  | 0  | 2  | 2.000 | 2   | 0   | 0  | 0  | 0   | 0  | 2  | 0  | 1.000 | 3.000 | 6  | 0  |
| 1995 | Findley, Jim       | 5  | 0   | 1  | 0  | .000  | 0  | 0  | 0  | 0  | 0  | .000  | 0   | 0   | 0  | 0  | 0   | 0  | 0  | 1  | 1.000 | 1.000 | 0  | 0  |
| 1988 | Fitzgerald, Bryan  | 14 | 11  | 6  | 3  | .273  | 0  | 0  | 0  | 0  | 3  | .273  | 0   | 0   | 0  | 1  | 1   | 2  | 1  | 0  | .333  | .606  | 6  | 1  |
| 1989 | Fitzgerald, Bryan  | 31 | 85  | 33 | 29 | .341  | 2  | 6  | 2  | 1  | 42 | .494  | 13  | 1   | 1  | 5  | 6   | 21 | 17 | 1  | .452  | .946  | 45 | 2  |
| 2010 | Fitzpatrick, Kyle  | 14 | 18  | 6  | 4  | .222  |    | 1  | 0  | 0  | 5  | .278  | 2   | 0   | 0  | 1  | 1   | 4  | 6  | 0  | .417  | .695  |    | 3  |
| 2011 | Fitzpatrick, Kyle  | 24 | 48  | 9  | 5  | .104  |    | 0  | 0  | 0  | 5  | .104  | 4   | 0   | 0  | 1  | 1   | 20 | 5  | 5  | .259  | .363  |    | 4  |
| 2019 | Fitzpatrick, Tommy | 32 | 25  | 20 | 7  | .280  |    | 3  | 0  | 0  | 10 | .400  | 3   | 0   | 0  | 10 | 11  | 4  | 2  | 0  | .333  | .733  | 0  | 0  |
| 1997 | Flubacker, Kyle    | 39 | 128 | 51 | 48 | .375  | 3  | 9  | 3  | 5  | 78 | .281  | 19  | 0   | 1  | 21 | 24  | 21 | 13 | 2  | .438  | .719  | 65 | 9  |
| 1998 | Flubacker, Kyle    | 43 | 134 | 50 | 43 | .321  | 0  | 12 | 1  | 0  | 57 | .164  | 15  |     | 1  | 38 | 40  | 19 | 21 | 3  | .421  | .585  |    |    |
| 2009 | Foderaro, Derrick  | 35 | 103 | 24 | 32 | .311  |    | 3  | 0  | 1  | 38 | .369  | 17  | 2   | 3  | 2  |     | 15 | 18 | 1  | .408  | .777  |    | 5  |
| 2010 | Foderaro, Derrick  | 35 | 106 | 21 | 36 | .340  |    | 9  | 1  | 2  | 53 | .500  | 23  | 0   | 2  | 5  | 7   | 15 | 11 | 1  | .400  | .900  |    | 5  |
| 2011 | Foley, Aaron       | 31 | 99  | 13 | 32 | .323  |    | 8  | 1  | 0  | 42 | .424  | 15  | 2   | 1  | 0  | 0   | 15 | 3  | 1  | .346  | .770  |    | 7  |
| 2012 | Foley, Aaron       | 28 | 73  | 15 | 25 | .342  |    | 3  | 2  | 3  | 41 | .562  | 13  | 0   | 0  | 2  | 2   | 13 | 8  | 2  | .422  | .984  | 35 | 3  |
| 1978 | Forster, Bill      | 2  | 4   | 0  | 0  | .000  | 0  | 0  | 0  | 0  | 0  | .000  | 0   | 0   | 0  | 0  |     | 1  | 1  | 0  | .200  | .200  | 0  | 0  |
| 1979 | Forster, Bill      | 22 | 72  | 17 | 24 | .333  | 0  | 5  | 0  | 0  | 29 | .403  | 7   | 0   | 0  | 5  |     | 7  | 14 | 0  | .442  | .845  | 24 | 1  |
| 1992 | Francour, Eric     | 17 | 29  | 1  | 6  | .207  | 0  | 2  | 0  | 0  | 8  | .276  | 1   | 0   | 0  | 1  | 1   | 2  | 2  | 0  | .258  | .534  | 2  | 0  |
| 1999 | Franzese, Jon      | 6  | 14  | 4  | 6  | .429  |    | 0  | 0  | 1  | 9  | .532  | 6   | 1   | 0  | 0  |     | 3  | 6  | 1  | .619  | 1.151 | 0  | 1  |
| 2000 | Franzese, Jon      | 18 | 46  | 14 | 14 | .304  |    | 4  | 0  | 5  | 33 | .717  | 15  |     |    |    |     | 5  | 12 | 0  | .448  | 1.165 |    |    |
| 2001 | Franzese, Jon      | 34 | 111 | 25 | 35 | .315  |    | 9  | 0  | 3  | 53 | .477  | 25  |     |    | 0  |     | 11 | 7  | 4  | .377  | .854  |    |    |
| 2002 | Franzese, Jon      | 34 | 90  | 30 | 38 | .422  |    | 1  | 0  | 18 | 93 | 1.033 | 50  |     |    |    |     | 15 | 31 | 1  | .574  | 1.607 |    | 12 |
| 1994 | Franzese, Nick     | 35 | 102 | 14 | 37 | .363  | 2  | 13 | 1  | 2  | 58 | .569  | 30  | 0   | 2  | 1  | 1   | 15 | 9  | 1  | .412  | .981  | 42 | 4  |
| 1995 | Franzese, Nick     | 41 | 129 | 24 | 54 | .419  | 8  | 14 | 2  | 5  | 87 | .674  | 42  | 0   | 3  | 1  | 1   | 8  | 13 | 2  | .469  | 1.143 | 61 | 6  |
| 1980 | Fredericks, Don    | 6  | 10  | 3  | 3  | .300  | 0  | 0  | 0  | 0  | 3  | .300  | 2   | 0   | 0  | 0  |     | 2  | 1  | 0  | .364  | .664  | 5  | 1  |
| 1981 | Fredericks, Don    | 28 | 77  | 14 | 26 | .338  | 0  | 3  | 2  | 2  | 36 | .468  | 19  | 1   | 1  | 2  |     | 16 | 14 | 3  | .453  | .921  | 32 | 2  |
| 1982 | Fredericks, John   | 2  | 0   | 0  | 0  | .000  | 0  | 0  | 0  | 0  | 0  | .000  | 0   | 0   | 0  | 0  |     | 0  | 0  | 0  | .000  | .000  | 0  | 0  |
| 1997 | Freese, Brian      | 4  | 3   | 2  | 2  | .667  | 0  | 0  | 0  | 0  | 2  | .373  | 1   | 0   | 0  | 0  | 0   | 0  | 0  | 0  | .667  | 1.040 | 3  | 0  |
| 1998 | Freese, Brian      | 4  | 1   | 0  | 0  | .000  | 0  | 0  | 0  | 0  | 0  | .273  | 0   |     | 0  | 0  | 0   | 0  | 0  | 0  | .000  | .273  |    |    |
| 2000 | Friedman, Aaron    | 0  | 0   | 0  | 0  | .000  |    | 0  | 0  | 0  | 0  | .000  | 0   |     |    |    |     | 0  | 0  | 0  | .000  | .000  |    |    |
| 2001 | Friedman, Aaron    | 6  | 6   | 0  | 1  | .167  |    | 0  | 0  | 0  | 1  | .167  | 1   |     |    | 0  |     | 1  | 0  | 0  | .167  | .334  |    |    |

## BHS Single Season: Alphabetical Listing of All Players' Batting Statistics

| YR   | NAME                | G  | AB  | R  | H  | AVG   | GW | 2B | 3B | HR | TB | SLG   | RBI | SAC | SF | SB | ATT | SO | BB | HB | OBA   | OPS   | OE | E  |
|------|---------------------|----|-----|----|----|-------|----|----|----|----|----|-------|-----|-----|----|----|-----|----|----|----|-------|-------|----|----|
| 2017 | Gagne, Johnny       | 12 | 3   | 4  | 1  | .333  |    | 0  | 0  | 0  | 1  | .333  | 1   | 0   | 0  | 0  | 2   | 0  | 0  | 0  | .333  | .666  | 0  | 0  |
| 2018 | Gagne, Johnny       | 32 | 89  | 24 | 28 | .315  |    | 1  | 0  | 0  | 29 | .326  | 9   | 8   | 0  | 11 | 14  | 12 | 9  | 1  | .384  | .710  | 4  | 8  |
| 2010 | Gallagher, Devin    | 20 | 40  | 4  | 8  | .200  |    | 2  | 0  | 1  | 13 | .325  | 6   | 0   | 0  | 0  | 0   | 16 | 3  | 0  | .256  | .581  |    | 2  |
| 2011 | Gallagher, Devin    | 18 | 34  | 1  | 8  | .235  |    | 2  | 0  | 0  | 10 | .294  | 6   | 0   | 0  | 0  | 0   | 11 | 6  | 0  | .350  | .644  |    | 1  |
| 1991 | Galyon, Matt        | 7  | 16  | 3  | 4  | .250  | 0  | 0  | 0  | 0  | 4  | .250  | 2   | 0   | 0  | 1  | 1   | 2  | 0  | 1  | .294  | .544  | 5  | 1  |
| 1992 | Galyon, Matt        | 4  | 8   | 0  | 1  | .125  | 0  | 0  | 0  | 0  | 1  | .125  | 0   | 0   | 0  | 0  | 0   | 0  | 0  | 0  | .125  | .250  | 0  | 2  |
| 2019 | Gardner, Jon        | 37 | 99  | 21 | 28 | .283  |    | 7  | 0  | 0  | 35 | .354  | 22  | 1   | 2  | 5  | 5   | 18 | 8  | 2  | .342  | .696  | 3  | 11 |
| 2017 | Gardner, Nick       | 1  | 0   | 1  | 0  | .000  |    | 0  | 0  | 0  | 0  | .000  | 0   | 0   | 0  | 0  | 0   | 0  | 0  | 0  | .000  | .000  |    | 1  |
| 2019 | Gazda, Nate         | 33 | 74  | 21 | 18 | .243  |    | 3  | 0  | 0  | 21 | .284  | 10  | 2   | 1  | 10 | 10  | 16 | 9  | 3  | .345  | .629  | 2  | 7  |
| 1991 | George, Jamey       | 12 | 6   | 3  | 2  | .333  | 0  | 0  | 0  | 0  | 2  | .333  | 0   | 0   | 0  | 1  | 1   | 2  | 3  | 0  | .556  | .889  | 3  | 1  |
| 1992 | George, Jamey       | 23 | 42  | 10 | 10 | .238  | 2  | 0  | 1  | 0  | 12 | .286  | 3   | 6   | 0  | 7  | 8   | 7  | 12 | 1  | .418  | .704  | 13 | 8  |
| 1975 | George, Leo         | 32 | 105 | 33 | 36 | .343  | 0  | 8  | 1  | 6  | 64 | .610  | 30  | 3   | 0  | 12 |     | 17 | 26 | 0  | .473  | 1.083 | 57 | 3  |
| 1976 | George, Leo         | 36 | 105 | 39 | 44 | .419  | 0  | 14 | 0  | 7  | 79 | .752  | 36  | 2   | 0  | 8  |     | 23 | 30 | 1  | .551  | 1.303 | 68 | 13 |
| 2010 | Gerrard, Greg       | 5  | 0   | 0  | 0  | .000  |    | 0  | 0  | 0  | 0  | .000  | 0   | 0   | 0  | 0  | 0   | 0  | 0  | 0  | .000  | .000  |    | 0  |
| 2011 | Gerrard, Greg       | 5  | 0   | 0  | 0  | .000  |    | 0  | 0  | 0  | 0  | .000  | 0   | 0   | 0  | 0  | 0   | 0  | 0  | 0  | .000  | .000  |    | 0  |
| 1984 | Gessert, Jon        | 7  | 5   | 0  | 0  | .000  | 0  | 0  | 0  | 0  | 0  | .000  | 0   | 0   | 0  | 0  | 0   | 2  | 1  | 0  | .167  | .167  | 0  | 1  |
| 2002 | Gibson, Nate        | 6  | 18  | 4  | 4  | .267  |    | 0  | 0  | 0  | 4  | .267  | 2   |     |    |    |     | 4  | 0  | 0  | .222  | .489  |    | 1  |
| 2003 | Gibson, Nate        | 30 | 96  | 21 | 32 | .333  | 0  | 6  | 0  | 3  | 47 | .490  | 35  | 2   | 3  | 4  |     | 18 | 6  | 4  | .385  | .875  |    | 0  |
| 2004 | Gibson, Nate        | 32 | 81  | 19 | 22 | .272  |    | 5  | 0  | 0  | 27 | .333  | 10  | 5   | 0  | 3  |     | 19 | 8  | 9  | .398  | .731  |    | 3  |
| 1984 | Giesler, Doug       | 1  | 1   | 0  | 1  | 1.000 | 0  | 1  | 0  | 0  | 2  | 2.000 | 0   | 0   | 0  | 0  | 0   | 0  | 0  | 0  | 1.000 | 3.000 | 0  | 0  |
| 1978 | Gilleland, Scott    | 26 | 75  | 21 | 26 | .347  | 0  | 5  | 3  | 2  | 43 | .573  | 24  | 1   | 0  | 1  |     | 12 | 4  | 0  | .380  | .953  | 43 | 1  |
| 2005 | Gilly, Erik         | 3  | 0   | 0  | 0  | .000  |    | 0  | 0  | 0  | 0  | .000  | 0   | 0   | 0  | 0  |     | 0  | 0  | 0  | .000  | .000  |    | 0  |
| 2006 | Gilly, Erik         | 10 | 1   | 1  | 0  | .000  |    | 0  | 0  | 0  | 0  | .000  | 0   | 1   | 0  | 1  |     | 0  | 0  | 0  | .000  | .000  |    | 3  |
| 1999 | Giovannelli, Jeff   | 2  | 0   | 0  | 0  | .000  |    | 0  | 0  | 0  | 0  | .395  | 0   | 0   | 0  | 0  |     | 0  | 0  | 0  | .000  | .395  | 0  | 0  |
| 2011 | Gitelis, Justin     | 3  | 3   | 0  | 0  | .000  |    | 0  | 0  | 0  | 0  | .000  | 0   | 0   | 0  | 0  | 0   | 1  | 0  | 0  | .000  | .000  |    | 0  |
| 2012 | Gitelis, Justin     | 29 | 63  | 5  | 21 | .333  |    | 4  | 0  | 0  | 25 | .397  | 11  | 0   | 0  | 0  | 0   | 10 | 4  | 1  | .382  | .779  |    | 0  |
| 1969 | Glantz, Dave        | 26 | 70  | 9  | 28 | .400  | 0  | 4  | 0  | 2  | 38 | .543  | 21  | 2   | 0  | 0  |     | 15 | 9  | 0  | .468  | 1.011 | 28 | 8  |
| 1990 | Glendinning, Brent  | 5  | 0   | 1  | 0  | .000  | 0  | 0  | 0  | 0  | 0  | .000  | 0   | 0   | 0  | 0  | 0   | 0  | 1  | 0  | 1.000 | 1.000 | 1  | 0  |
| 1991 | Glendinning, Brent  | 13 | 0   | 0  | 0  | .000  | 0  | 0  | 0  | 0  | 0  | .000  | 0   | 0   | 0  | 0  | 0   | 0  | 0  | 0  | .000  | .000  | 0  | 1  |
| 2003 | Gockenbach, Charlie | 5  | 2   | 0  | 0  | .000  | 0  | 0  | 0  | 0  | 0  | .000  | 0   | 0   | 0  | 0  |     | 0  | 0  | 0  | .000  | .000  |    | 0  |
| 2010 | Gockenbach, Jim     | 1  | 1   | 0  | 0  | .000  |    | 0  | 0  | 0  | 0  | .000  | 0   | 0   | 0  | 0  | 0   | 0  | 0  | 0  | .000  | .000  |    | 0  |
| 1980 | Goebbert, Lloyd     | 1  | 2   | 0  | 0  | .000  | 0  | 0  | 0  | 0  | 0  | .000  | 0   | 0   | 0  | 0  |     | 0  | 1  | 0  | .333  | .333  | 0  | 0  |
| 1981 | Goebbert, Lloyd     | 10 | 1   | 0  | 0  | .000  | 0  | 0  | 0  | 0  | 0  | .000  | 1   | 0   | 0  | 0  |     | 0  | 0  | 0  | .000  | .000  | 1  | 0  |
| 2007 | Golek, Jack         | 30 | 98  | 2  | 33 | .337  |    | 12 | 0  | 2  | 51 | .520  | 22  |     |    |    |     | 13 | 14 | 3  | .435  | .955  |    |    |

## BHS Single Season: Alphabetical Listing of All Players' Batting Statistics

| YR   | NAME               | G  | AB  | R  | H  | AVG   | GW | 2B | 3B | HR | TB | SLG   | RBI | SAC | SF | SB | ATT | SO | BB | HB | OBA   | OPS   | OE | E  |
|------|--------------------|----|-----|----|----|-------|----|----|----|----|----|-------|-----|-----|----|----|-----|----|----|----|-------|-------|----|----|
| 2008 | Golek, Jack        | 32 | 90  | 7  | 30 | .333  |    | 5  | 0  | 5  | 50 | .556  | 29  | 0   | 4  | 0  |     | 13 | 19 | 6  | .462  | 1.018 |    |    |
| 1983 | Goodman, Tony      | 1  | 1   | 0  | 0  | .000  | 0  | 0  | 0  | 0  | 0  | .000  | 0   | 0   | 0  | 0  |     | 0  | 0  | 0  | .000  | .000  | 0  | 0  |
| 2016 | Gosswein, Blake    | 24 | 1   | 15 | 0  | .000  |    | 0  | 0  | 0  | 0  | .000  | 0   | 0   | 0  | 6  | 7   | 1  | 0  | 0  | .000  | .000  | 0  | 0  |
| 2017 | Gosswein, Blake    | 36 | 96  | 29 | 37 | .385  |    | 5  | 0  | 1  | 45 | .469  | 26  | 1   | 1  | 19 | 22  | 7  | 18 | 4  | .496  | .965  |    | 5  |
| 2016 | Gosswein, Brooks   | 1  | 0   | 1  | 0  | .000  |    | 0  | 0  | 0  | 0  | .000  | 0   | 0   | 0  | 0  | 0   | 0  | 0  | 0  | .000  | .000  | 0  | 1  |
| 2007 | Grabowski, Bryan   | 25 | 85  | 17 | 26 | .306  |    | 3  | 0  | 0  | 29 | .341  | 9   |     |    |    |     | 5  | 6  | 1  | .359  | .700  |    |    |
| 2008 | Grabowski, Bryan   | 25 | 83  | 18 | 27 | .325  |    | 0  | 1  | 3  | 38 | .458  | 19  | 0   | 0  | 0  |     | 12 | 7  | 1  | .385  | .843  |    |    |
| 2011 | Grabowski, Charles | 1  | 1   | 0  | 1  | .000  |    | 0  | 0  | 0  | 1  | 1.000 | 0   | 0   | 0  | 0  | 0   | 0  | 0  | 0  | 1.000 | 2.000 | 27 | 0  |
| 2012 | Grabowski, Charles | 6  | 6   | 3  | 2  | .333  |    | 0  | 0  | 0  | 2  | .333  | 0   | 0   | 0  | 0  | 0   | 0  | 1  | 0  | .429  | .762  |    | 0  |
| 1976 | Grant, Randy       | 1  | 1   | 0  | 1  | 1.000 | 0  | 0  | 0  | 0  | 1  | 1.000 | 0   | 0   | 0  | 0  |     | 0  | 0  | 0  | 1.000 | 2.000 | 0  | 0  |
| 1977 | Grant, Randy       | 24 | 66  | 13 | 18 | .273  | 0  | 3  | 2  | 0  | 25 | .379  | 8   | 1   | 0  | 0  |     | 22 | 4  | 0  | .314  | .693  | 21 | 5  |
| 1972 | Griffing, Scott    | 6  | 7   | 3  | 2  | .286  | 0  | 0  | 0  | 0  | 2  | .286  | 1   | 0   | 0  | 0  |     | 2  | 1  | 0  | .375  | .661  | 4  | 1  |
| 1992 | Griffith, Joel     | 1  | 1   | 0  | 0  | .000  | 0  | 0  | 0  | 0  | 0  | .000  | 0   | 0   | 0  | 0  | 0   | 1  | 0  | 0  | .000  | .000  | 0  | 0  |
| 2002 | Grimm, Bobby       | 0  | 0   | 0  | 0  | .000  |    | 0  | 0  | 0  | 0  | .000  | 0   |     |    |    |     | 0  | 0  | 0  | .000  | .000  |    | 0  |
| 2003 | Grimm, Bobby       | 4  | 0   | 0  | 0  | .000  | 0  | 0  | 0  | 0  | 0  | .000  | 0   | 0   | 0  | 0  |     | 0  | 0  | 0  | .000  | .000  |    | 0  |
| 2003 | Gruber, Marty      | 2  | 2   | 0  | 0  | .000  | 0  | 0  | 0  | 0  | 0  | .000  | 0   | 0   | 0  | 0  |     | 1  | 0  | 0  | .000  | .000  |    | 0  |
| 1985 | Halborg, Craig     | 12 | 9   | 2  | 4  | .444  | 0  | 0  | 0  | 1  | 7  | .778  | 4   | 0   | 0  | 0  | 0   | 0  | 1  | 0  | .500  | 1.278 | 5  | 0  |
| 1986 | Halborg, Craig     | 34 | 75  | 18 | 20 | .267  | 1  | 5  | 0  | 0  | 25 | .333  | 16  | 3   | 2  | 1  | 1   | 8  | 14 | 2  | .387  | .720  | 34 | 0  |
| 1980 | Hale, Dan          | 9  | 1   | 1  | 0  | .000  | 0  | 0  | 0  | 0  | 0  | .000  | 0   | 0   | 0  | 0  |     | 0  | 1  | 0  | .500  | .500  | 1  | 0  |
| 2005 | Hall, Dain         | 42 | 141 | 46 | 56 | .397  |    | 6  | 3  | 6  | 86 | .610  | 36  | 0   | 3  | 18 |     | 12 | 22 | 1  | .473  | 1.083 |    | 23 |
| 2006 | Hall, Dain         | 35 | 121 | 32 | 47 | .388  |    | 7  | 0  | 4  | 66 | .545  | 17  | 0   | 0  | 17 |     | 15 | 18 | 1  | .471  | 1.016 |    | 9  |
| 2007 | Hall, Dain         | 28 | 97  | 34 | 48 | .495  |    | 9  | 0  | 7  | 78 | .804  | 30  |     |    |    |     | 6  | 7  | 0  | .529  | 1.333 |    |    |
| 2008 | Handler, Gus       | 30 | 92  | 18 | 29 | .315  |    | 5  | 0  | 7  | 55 | .598  | 28  | 0   | 0  | 0  |     | 19 | 12 | 1  | .400  | .998  |    |    |
| 2009 | Handler, Gus       | 33 | 92  | 21 | 22 | .239  |    | 5  | 0  | 7  | 48 | .522  | 31  | 0   | 1  | 0  |     | 33 | 19 | 4  | .388  | .910  |    | 8  |
| 1970 | Harrell, Bob       | 5  | 10  | 2  | 1  | .100  | 0  | 0  | 0  | 0  | 1  | .100  | 1   | 0   | 0  | 0  |     | 2  | 1  | 1  | .250  | .350  | 3  | 0  |
| 1971 | Harrell, Bob       | 22 | 53  | 15 | 19 | .358  | 0  | 5  | 0  | 0  | 24 | .453  | 16  | 4   | 0  | 4  |     | 4  | 4  | 4  | .443  | .896  | 31 | 1  |
| 1969 | Harris, George     | 21 | 54  | 8  | 14 | .259  | 0  | 2  | 0  | 0  | 16 | .296  | 11  | 3   | 0  | 0  |     | 9  | 5  | 0  | .322  | .618  | 19 | 3  |
| 2021 | Hartshorn, Drew    | 2  | 2   | 0  | 0  | .000  |    | 0  | 0  | 0  | 0  | .000  | 1   | 0   | 0  | 0  | 0   | 1  | 0  | 0  | .000  | .000  | 0  | 0  |
| 1996 | Hartwig, Andy      | 2  | 1   | 0  | 0  | .000  | 0  | 0  | 0  | 0  | 0  | .000  | 0   | 0   | 0  | 0  | 0   | 0  | 0  | 0  | .000  | .000  | 0  | 0  |
| 1970 | Hartwig, Bill      | 5  | 9   | 0  | 2  | .222  | 0  | 0  | 0  | 0  | 2  | .222  | 1   | 1   | 0  | 0  |     | 1  | 0  | 0  | .222  | .444  | 1  | 0  |
| 1976 | Hartwig, Greg      | 9  | 3   | 0  | 0  | .000  | 0  | 0  | 0  | 0  | 0  | .000  | 0   | 0   | 0  | 0  |     | 0  | 0  | 0  | .000  | .000  | 0  | 0  |
| 2015 | Harvey, Jack       | 2  | 0   | 1  | 0  | .000  |    | 0  | 0  | 0  | 0  | .000  | 0   | 0   | 0  | 0  |     | 0  | 0  | 0  | .000  | .000  | 0  | 0  |
| 1995 | Hauser, Eric       | 16 | 12  | 3  | 1  | .083  | 0  | 0  | 0  | 0  | 1  | .083  | 2   | 2   | 0  | 1  | 1   | 2  | 2  | 0  | .214  | .297  | 5  | 0  |
| 1996 | Hauser, Eric       | 26 | 40  | 9  | 10 | .250  | 0  | 1  | 1  | 1  | 16 | .400  | 4   | 1   | 0  | 1  | 1   | 10 | 2  | 0  | .286  | .686  | 12 | 1  |

## BHS Single Season: Alphabetical Listing of All Players' Batting Statistics

| YR   | NAME               | G  | AB  | R  | H  | AVG   | GW | 2B | 3B | HR | TB | SLG   | RBI | SAC | SF | SB | ATT | SO | BB | HB | OBA   | OPS   | OE | E  |
|------|--------------------|----|-----|----|----|-------|----|----|----|----|----|-------|-----|-----|----|----|-----|----|----|----|-------|-------|----|----|
| 1999 | Heath, Michael     | 20 | 16  | 1  | 2  | .125  |    | 0  | 0  | 0  | 2  | .316  | 1   | 1   | 0  | 1  |     | 7  | 2  | 0  | .222  | .538  | 1  | 0  |
| 1986 | Heine, Jim         | 13 | 14  | 0  | 1  | .071  | 0  | 0  | 0  | 0  | 1  | .071  | 0   | 0   | 0  | 0  | 0   | 4  | 1  | 0  | .133  | .204  | 0  | 1  |
| 1970 | Heineman, Mark     | 14 | 28  | 9  | 8  | .268  | 0  | 1  | 0  | 0  | 9  | .321  | 6   | 1   | 0  | 4  |     | 6  | 4  | 4  | .444  | .765  | 15 | 2  |
| 1989 | Henderson, Craig   | 6  | 0   | 0  | 0  | .000  | 0  | 0  | 0  | 0  | 0  | .000  | 0   | 0   | 0  | 0  | 0   | 0  | 0  | 0  | .000  | .000  | 0  | 1  |
| 1990 | Henderson, Craig   | 8  | 0   | 0  | 0  | .000  | 0  | 0  | 0  | 0  | 0  | .000  | 0   | 0   | 0  | 0  | 0   | 0  | 0  | 0  | .000  | .000  | 0  | 3  |
| 1976 | Hewes, Dave        | 14 | 12  | 2  | 2  | .167  | 0  | 1  | 0  | 0  | 3  | .250  | 0   | 0   | 0  | 0  |     | 6  | 1  | 1  | .286  | .536  | 2  | 0  |
| 1977 | Hewes, Dave        | 23 | 56  | 15 | 18 | .321  | 0  | 1  | 0  | 0  | 19 | .339  | 8   | 2   | 0  | 1  |     | 19 | 6  | 1  | .397  | .736  | 23 | 0  |
| 1971 | Heyse, Bob         | 11 | 14  | 3  | 3  | .214  | 0  | 2  | 0  | 0  | 5  | .357  | 0   | 1   | 0  | 0  |     | 1  | 3  | 0  | .353  | .710  | 3  | 2  |
| 1970 | Heyse, Don         | 6  | 5   | 0  | 0  | .000  | 0  | 0  | 0  | 0  | 0  | .000  | 0   | 0   | 0  | 0  |     | 3  | 2  | 0  | .286  | .286  | 0  | 1  |
| 1971 | Heyse, Don         | 9  | 14  | 1  | 1  | .071  | 0  | 0  | 0  | 0  | 1  | .071  | 2   | 0   | 0  | 0  |     | 5  | 2  | 0  | .188  | .259  | 3  | 4  |
| 2012 | Hillestad, Bennet  | 2  | 1   | 0  | 1  | 1.000 |    | 0  | 0  | 0  | 1  | 1.000 | 1   | 0   | 0  | 0  |     | 0  | 1  | 0  | 1.000 | 2.000 | 3  | 2  |
| 1999 | Hilliard, Jonathan | 1  | 0   | 0  | 0  | .000  |    | 0  | 0  | 0  | 0  | .000  | 0   | 0   | 0  | 0  |     | 0  | 0  | 0  | .000  | .000  | 0  | 0  |
| 2000 | Hilliard, Jonathan | 1  | 0   | 0  | 0  | .000  |    | 0  | 0  | 0  | 0  | .000  | 0   |     |    |    |     | 0  | 0  | 0  | .000  | .000  |    |    |
| 1978 | Hirsch, Dave       | 5  | 11  | 0  | 0  | .000  | 0  | 0  | 0  | 0  | 0  | .000  | 0   | 0   | 0  | 0  |     | 6  | 2  | 0  | .154  | .154  | 0  | 1  |
| 2007 | Hirsch, Dave       | 7  | 8   | 0  | 3  | .375  |    | 0  | 0  | 0  | 3  | .375  | 2   |     |    |    |     | 0  | 2  | 0  | .500  | .875  |    |    |
| 2008 | Hirsch, Dave       | 2  | 1   | 2  | 0  | .000  |    | 0  | 0  | 0  | 0  | .000  | 0   | 0   | 0  | 0  |     | 0  | 0  | 0  | .000  | .000  |    |    |
| 2018 | Hoelter, Patrick   | 1  | 1   | 0  | 0  | .000  |    | 0  | 0  | 0  | 0  | .000  | 0   | 0   | 0  | 0  | 0   | 0  | 0  | 0  | .000  | .000  | 0  | 0  |
| 2021 | Hoffman, Danny     | 11 | 29  | 5  | 5  | .172  |    | 1  | 0  | 0  | 6  | .207  | 5   | 1   | 0  | 2  | 2   | 7  | 2  | 0  | .226  | .433  | 1  | 4  |
| 1972 | Hoffman, Dave      | 11 | 15  | 4  | 2  | .133  | 0  | 0  | 0  | 0  | 2  | .133  | 2   | 0   | 0  | 1  |     | 5  | 8  | 0  | .435  | .568  | 6  | 3  |
| 1973 | Hoffman, Dave      | 2  | 4   | 0  | 1  | .250  | 0  | 0  | 0  | 0  | 1  | .250  | 0   | 0   | 0  | 0  |     | 0  | 2  | 0  | .500  | .750  | 0  | 1  |
| 1970 | Holke, Bill        | 27 | 79  | 14 | 27 | .342  | 0  | 3  | 0  | 1  | 33 | .418  | 16  | 2   | 0  | 2  |     | 4  | 0  | 3  | .366  | .784  | 29 | 11 |
| 1971 | Holke, Bill        | 28 | 69  | 15 | 18 | .261  | 0  | 2  | 3  | 1  | 29 | .420  | 17  | 0   | 0  | 1  |     | 7  | 14 | 0  | .386  | .806  | 31 | 8  |
| 2008 | Holke, Chris       | 13 | 42  | 6  | 9  | .214  |    | 4  | 0  | 1  | 16 | .381  | 6   | 0   | 0  | 0  |     | 3  | 3  | 0  | .267  | .648  |    |    |
| 2009 | Holke, Chris       | 37 | 121 | 31 | 41 | .339  |    | 8  | 0  | 3  | 58 | .479  | 20  | 0   | 1  | 5  |     | 19 | 15 | 3  | .421  | .900  |    | 10 |
| 2018 | Holler, Nate       | 2  | 3   | 1  | 1  | .333  |    | 1  | 0  | 0  | 2  | .667  | 1   | 0   | 0  | 0  | 0   | 0  | 0  | 0  | .333  | 1.000 | 0  | 0  |
| 1969 | Holman, Ken        | 24 | 55  | 7  | 8  | .145  | 0  | 1  | 0  | 0  | 9  | .164  | 4   | 2   | 0  | 2  |     | 14 | 7  | 1  | .254  | .418  | 11 | 14 |
| 1970 | Holman, Ken        | 17 | 40  | 6  | 8  | .200  | 0  | 1  | 0  | 0  | 9  | .225  | 4   | 0   | 0  | 3  |     | 3  | 4  | 1  | .289  | .514  | 10 | 9  |
| 1971 | Holman, Ron        | 15 | 5   | 3  | 0  | .000  | 0  | 0  | 0  | 0  | 0  | .000  | 0   | 0   | 0  | 2  |     | 1  | 1  | 0  | .167  | .167  | 3  | 0  |
| 1986 | Holtz, Bill        | 8  | 1   | 4  | 0  | .000  | 0  | 0  | 0  | 0  | 0  | .000  | 0   | 0   | 0  | 0  | 0   | 0  | 0  | 0  | .000  | .000  | 4  | 0  |
| 1982 | Hopkins, Derek     | 3  | 2   | 0  | 1  | .500  | 0  | 0  | 0  | 0  | 1  | .500  | 1   | 0   | 0  | 0  |     | 1  | 0  | 0  | .500  | 1.000 | 1  | 0  |
| 1983 | Hopkins, Derek     | 27 | 71  | 17 | 33 | .465  | 0  | 12 | 0  | 1  | 48 | .676  | 19  | 4   | 0  | 1  |     | 6  | 11 | 1  | .542  | 1.218 | 35 | 7  |
| 1987 | Hopkins, Scott     | 17 | 20  | 1  | 2  | .100  | 1  | 0  | 0  | 0  | 2  | .100  | 1   | 0   | 0  | 0  | 0   | 5  | 5  | 0  | .280  | .380  | 2  | 0  |
| 1974 | Horcher, Don       | 21 | 9   | 8  | 3  | .333  | 0  | 0  | 1  | 0  | 5  | .556  | 5   | 0   | 0  | 9  |     | 2  | 2  | 0  | .455  | 1.011 | 13 | 0  |
| 1975 | Horcher, Don       | 25 | 84  | 20 | 15 | .179  | 0  | 0  | 1  | 0  | 17 | .202  | 7   | 3   | 0  | 10 |     | 14 | 8  | 0  | .250  | .452  | 27 | 3  |

## BHS Single Season: Alphabetical Listing of All Players' Batting Statistics

| YR   | NAME                | G  | AB  | R  | H  | AVG   | GW | 2B | 3B | HR | TB | SLG   | RBI | SAC | SF | SB | ATT | SO | BB | HB | OBA   | OPS   | OE | E  |
|------|---------------------|----|-----|----|----|-------|----|----|----|----|----|-------|-----|-----|----|----|-----|----|----|----|-------|-------|----|----|
| 2017 | Horchler, Jake      | 1  | 1   | 0  | 1  | 1.000 |    | 0  | 0  | 0  | 1  | 1.000 | 0   | 0   | 0  | 0  | 0   | 0  | 0  | 0  | 1.000 | 2.000 |    | 0  |
| 2018 | Horchler, Jake      | 29 | 72  | 22 | 20 | .278  |    | 3  | 0  | 1  | 26 | .361  | 10  | 1   | 0  | 7  | 9   | 12 | 9  | 2  | .373  | .734  | 10 | 2  |
| 1999 | Houder, Ryan        | 18 | 40  | 11 | 17 | .425  |    | 4  | 0  | 0  | 21 | .500  | 7   | 0   | 1  | 0  |     | 5  | 7  | 1  | .510  | 1.010 | 3  | 2  |
| 2000 | Houder, Ryan        | 26 | 67  | 7  | 20 | .299  |    | 4  | 0  | 0  | 24 | .358  | 10  |     |    |    |     | 11 | 7  | 2  | .382  | .740  |    |    |
| 1987 | Huddleston, Jason   | 21 | 15  | 1  | 2  | .133  | 0  | 0  | 0  | 0  | 2  | .133  | 2   | 1   | 0  | 0  | 0   | 3  | 0  | 0  | .133  | .266  | 3  | 3  |
| 1988 | Huddleston, Jason   | 32 | 79  | 25 | 27 | .342  | 2  | 3  | 0  | 3  | 39 | .494  | 17  | 5   | 0  | 9  | 12  | 12 | 15 | 2  | .458  | .952  | 39 | 10 |
| 1990 | Huddleston, Ryan    | 7  | 8   | 2  | 3  | .375  | 0  | 1  | 0  | 0  | 4  | .500  | 0   | 0   | 0  | 0  | 0   | 0  | 1  | 0  | .444  | .944  | 2  | 0  |
| 1991 | Huddleston, Ryan    | 24 | 63  | 16 | 23 | .365  | 1  | 4  | 0  | 2  | 33 | .524  | 20  | 1   | 0  | 1  | 1   | 4  | 7  | 0  | .429  | .953  | 34 | 3  |
| 1987 | Huddleston, Todd    | 18 | 14  | 4  | 3  | .214  | 0  | 1  | 0  | 0  | 4  | .286  | 0   | 0   | 0  | 0  | 1   | 1  | 3  | 0  | .353  | .639  | 4  | 1  |
| 1988 | Huddleston, Todd    | 18 | 24  | 8  | 9  | .375  | 0  | 0  | 0  | 0  | 9  | .375  | 4   | 1   | 0  | 1  | 1   | 5  | 7  | 0  | .516  | .891  | 12 | 6  |
| 1983 | Huntington, Greg    | 14 | 10  | 5  | 3  | .300  | 0  | 0  | 0  | 0  | 3  | .300  | 1   | 1   | 0  | 2  |     | 4  | 4  | 0  | .500  | .800  | 6  | 1  |
| 1984 | Huntington, Greg    | 17 | 20  | 3  | 5  | .250  | 0  | 1  | 0  | 0  | 6  | .300  | 3   | 0   | 0  | 1  | 2   | 5  | 2  | 1  | .348  | .648  | 6  | 0  |
| 1991 | Hurzeler, Jim       | 2  | 0   | 1  | 0  | .000  | 0  | 0  | 0  | 0  | 0  | .000  | 0   | 0   | 0  | 0  | 0   | 0  | 0  | 0  | .000  | .000  | 1  | 0  |
| 1992 | Hurzeler, Jim       | 11 | 2   | 0  | 0  | .000  | 0  | 0  | 0  | 0  | 0  | .000  | 0   | 0   | 0  | 0  | 0   | 1  | 0  | 0  | .000  | .000  | 0  | 0  |
| 1986 | Hynds, Brian        | 1  | 0   | 0  | 0  | .000  | 0  | 0  | 0  | 0  | 0  | .000  | 0   | 0   | 0  | 0  | 0   | 0  | 0  | 0  | .000  | .000  | 0  | 0  |
| 1987 | Hynds, Brian        | 7  | 0   | 0  | 0  | .000  | 0  | 0  | 0  | 0  | 0  | .000  | 0   | 0   | 0  | 0  | 0   | 0  | 0  | 0  | .000  | .000  | 0  | 1  |
| 2006 | Imielski, Matt      | 24 | 50  | 9  | 17 | .340  |    | 2  | 0  | 2  | 25 | .500  | 11  | 0   | 1  | 0  |     | 16 | 6  | 3  | .433  | .933  |    | 3  |
| 2007 | Imielski, Matt      | 28 | 82  | 15 | 27 | .329  |    | 7  | 0  | 5  | 49 | .598  | 23  |     |    |    |     | 23 | 9  | 5  | .427  | 1.025 |    |    |
| 1976 | Jakus, Steve        | 36 | 95  | 17 | 31 | .326  | 0  | 4  | 0  | 0  | 35 | .368  | 15  | 4   | 0  | 3  |     | 17 | 14 | 0  | .413  | .781  | 32 | 16 |
| 1977 | Jakus, Steve        | 25 | 68  | 12 | 14 | .206  | 0  | 2  | 0  | 0  | 16 | .235  | 11  | 5   | 0  | 1  |     | 9  | 11 | 2  | .333  | .568  | 23 | 9  |
| 1994 | James, Tony         | 1  | 1   | 0  | 1  | 1.000 | 0  | 0  | 0  | 0  | 1  | 1.000 | 0   | 0   | 0  | 0  | 0   | 0  | 0  | 0  | 1.000 | 2.000 | 0  | 1  |
| 2007 | Janezic, Steve      | 20 | 28  | 4  | 9  | .321  |    | 3  | 0  | 1  | 15 | .536  | 8   |     |    |    |     | 10 | 3  | 0  | .387  | .923  |    |    |
| 2008 | Janezic, Steve      | 32 | 93  | 16 | 31 | .333  |    | 8  | 0  | 1  | 42 | .452  | 16  | 0   | 2  | 0  |     | 19 | 13 | 0  | .407  | .859  |    |    |
| 1987 | Janke, Mike         | 1  | 1   | 0  | 0  | .000  | 0  | 0  | 0  | 0  | 0  | .000  | 0   | 0   | 0  | 0  | 0   | 1  | 0  | 0  | .000  | .000  | 0  | 0  |
| 1969 | Jansen, Randy       | 10 | 11  | 0  | 3  | .273  | 0  | 0  | 0  | 0  | 3  | .273  | 1   | 0   | 0  | 0  |     | 3  | 1  | 0  | .333  | .606  | 1  | 2  |
| 1969 | Jarrard, Clisby     | 26 | 83  | 18 | 27 | .325  | 0  | 2  | 1  | 0  | 31 | .373  | 10  | 3   | 0  | 11 |     | 13 | 10 | 0  | .398  | .771  | 28 | 4  |
| 1970 | Jarrard, Clisby     | 27 | 94  | 26 | 43 | .457  | 0  | 3  | 2  | 0  | 50 | .532  | 26  | 5   | 0  | 30 |     | 10 | 2  | 3  | .485  | 1.017 | 52 | 1  |
| 1998 | Jarrard, Clisby Jr. | 18 | 23  | 4  | 5  | .217  | 1  | 0  | 0  | 0  | 5  | .373  | 2   |     | 0  | 1  | 1   | 5  | 6  | 0  | .379  | .752  |    |    |
| 1999 | Jarrard, Clisby Jr. | 35 | 106 | 28 | 34 | .321  |    | 6  | 1  | 1  | 45 | .158  | 15  | 4   | 2  | 1  |     | 15 | 17 | 1  | .413  | .571  | 3  | 2  |
| 1972 | Jarrett, Bill       | 21 | 44  | 9  | 13 | .295  | 0  | 2  | 0  | 1  | 18 | .409  | 10  | 0   | 0  | 1  |     | 11 | 6  | 1  | .392  | .801  | 18 | 4  |
| 1973 | Jarrett, Bill       | 26 | 81  | 21 | 20 | .247  | 0  | 2  | 1  | 1  | 27 | .333  | 17  | 3   | 0  | 6  |     | 23 | 12 | 1  | .351  | .684  | 37 | 3  |
| 2000 | Jaynes, Mike        | 33 | 105 | 25 | 25 | .238  |    | 6  | 0  | 3  | 40 | .381  | 10  |     |    |    |     | 18 | 22 | 0  | .370  | .751  |    |    |
| 2001 | Jaynes, Mike        | 32 | 73  | 21 | 25 | .342  |    | 4  | 0  | 2  | 35 | .479  | 15  |     |    | 2  |     | 11 | 25 | 2  | .520  | .999  |    |    |
| 1988 | Jefferson, Gary     | 12 | 4   | 5  | 1  | .250  | 0  | 1  | 0  | 0  | 2  | .500  | 0   | 0   | 0  | 0  | 0   | 2  | 1  | 1  | .500  | 1.000 | 5  | 0  |



**BHS Single Season: Alphabetical Listing of All Players' Batting Statistics**

| YR   | NAME               | G  | AB  | R  | H  | AVG   | GW | 2B | 3B | HR | TB | SLG   | RBI | SAC | SF | SB | ATT | SO | BB | HB | OBA   | OPS   | OE | E  |
|------|--------------------|----|-----|----|----|-------|----|----|----|----|----|-------|-----|-----|----|----|-----|----|----|----|-------|-------|----|----|
| 1989 | Jefferson, Gary    | 28 | 67  | 13 | 23 | .343  | 1  | 1  | 0  | 3  | 33 | .493  | 19  | 2   | 1  | 3  | 5   | 11 | 10 | 1  | .430  | .923  | 29 | 2  |
| 2008 | Jenkins, Connor    | 19 | 27  | 13 | 6  | .222  |    | 0  | 0  | 0  | 6  | .222  | 1   | 1   | 0  | 0  |     | 7  | 4  | 0  | .323  | .545  |    |    |
| 2021 | Jenkins, Ryan      | 25 | 76  | 21 | 30 | .395  |    | 7  | 1  | 2  | 45 | .592  | 24  | 0   | 1  | 4  | 4   | 7  | 7  | 7  | .484  | 1.076 | 2  | 2  |
| 1976 | Jensen, Bruce      | 22 | 48  | 9  | 12 | .250  | 0  | 2  | 2  | 0  | 18 | .375  | 8   | 0   | 0  | 2  |     | 16 | 4  | 1  | .321  | .696  | 17 | 3  |
| 1993 | Jensen, Patrick    | 31 | 84  | 25 | 29 | .345  | 1  | 6  | 2  | 3  | 48 | .571  | 14  | 3   | 1  | 4  | 5   | 15 | 12 | 0  | .423  | .994  | 36 | 8  |
| 1994 | Jensen, Patrick    | 37 | 117 | 26 | 38 | .325  | 0  | 8  | 1  | 2  | 54 | .462  | 22  | 2   | 2  | 1  | 3   | 15 | 7  | 2  | .367  | .829  | 46 | 8  |
| 2002 | Jensen, Tim        | 0  | 0   | 0  | 0  | .000  |    | 0  | 0  | 0  | 0  | .000  | 0   |     |    |    |     | 0  | 0  | 0  | .000  | .000  |    | 0  |
| 2003 | Jensen, Tim        | 11 | 1   | 0  | 0  | .000  | 0  | 0  | 0  | 0  | 0  | .000  | 0   | 0   | 0  | 0  |     | 0  | 0  | 0  | .000  | .000  |    | 0  |
| 2004 | Jensen, Tim        | 10 | 4   | 1  | 1  | .250  |    | 0  | 0  | 0  | 1  | .250  | 1   | 0   | 0  | 0  |     | 1  | 0  | 0  | .250  | .500  |    | 1  |
| 2021 | Jno-Baptiste, Evan | 24 | 56  | 21 | 19 | .339  |    | 2  | 2  | 0  | 25 | .446  | 16  | 1   | 1  | 9  | 10  | 10 | 9  | 2  | .441  | .887  | 8  | 1  |
| 2003 | Johnson, Andrew    | 3  | 0   | 0  | 0  | .000  | 0  | 0  | 0  | 0  | 0  | .000  | 0   | 0   | 0  | 0  |     | 0  | 0  | 0  | .000  | .000  |    | 0  |
| 1993 | Johnson, Jermaine  | 4  | 6   | 0  | 0  | .000  | 0  | 0  | 0  | 0  | 0  | .000  | 1   | 0   | 0  | 1  | 2   | 3  | 1  | 0  | .143  | .143  | 1  | 1  |
| 1994 | Johnson, Jermaine  | 18 | 29  | 8  | 10 | .345  | 0  | 1  | 1  | 0  | 13 | .448  | 7   | 0   | 0  | 0  | 1   | 3  | 2  | 0  | .387  | .835  | 15 | 1  |
| 1995 | Johnson, Jermaine  | 37 | 104 | 30 | 35 | .337  | 3  | 6  | 1  | 2  | 49 | .471  | 16  | 0   | 2  | 6  | 7   | 16 | 6  | 2  | .377  | .848  | 44 | 0  |
| 1983 | Johnson, Jim       | 10 | 28  | 10 | 7  | .250  | 0  | 0  | 0  | 0  | 7  | .250  | 2   | 2   | 0  | 1  |     | 5  | 5  | 0  | .364  | .614  | 12 | 9  |
| 1984 | Johnson, Jim       | 24 | 55  | 15 | 18 | .327  | 0  | 3  | 1  | 2  | 29 | .527  | 14  | 1   | 0  | 3  | 4   | 9  | 14 | 1  | .471  | .998  | 27 | 0  |
| 2014 | Johnson, Luke      | 31 | 81  | 21 | 26 | .321  |    | 3  | 1  | 0  | 31 | .383  | 14  | 1   | 0  | 9  | 11  | 6  | 8  | 0  | .382  | .765  | 3  | 9  |
| 2015 | Johnson, Luke      | 35 | 109 | 26 | 39 | .358  |    | 11 | 1  | 2  | 58 | .532  | 21  | 2   | 2  | 2  | 5   | 8  | 10 | 0  | .405  | .937  | 3  | 14 |
| 1995 | Johnson, Rob       | 5  | 6   | 0  | 2  | .333  | 0  | 1  | 0  | 0  | 3  | .500  | 1   | 0   | 0  | 0  | 0   | 0  | 0  | 0  | .333  | .833  | 1  | 1  |
| 1996 | Johnson, Rob       | 5  | 5   | 0  | 0  | .000  | 0  | 0  | 0  | 0  | 0  | .000  | 0   | 0   | 0  | 0  | 0   | 2  | 0  | 1  | .167  | .167  | 0  | 2  |
| 1984 | Jones, Dan         | 17 | 26  | 3  | 10 | .385  | 0  | 0  | 0  | 0  | 10 | .385  | 5   | 2   | 0  | 0  | 4   | 4  | 5  | 1  | .500  | .885  | 8  | 6  |
| 1981 | Jones, Kevin       | 25 | 77  | 18 | 27 | .351  | 1  | 4  | 1  | 1  | 36 | .468  | 11  | 1   | 0  | 1  |     | 10 | 9  | 0  | .419  | .887  | 28 | 9  |
| 1982 | Jones, Kevin       | 25 | 83  | 19 | 37 | .446  | 0  | 6  | 2  | 0  | 47 | .566  | 18  | 3   | 0  | 2  |     | 1  | 7  | 0  | .489  | 1.055 | 37 | 6  |
| 1978 | Joyce, Mike        | 3  | 4   | 0  | 0  | .000  | 0  | 0  | 0  | 0  | 0  | .000  | 0   | 0   | 0  | 0  |     | 2  | 0  | 0  | .000  | .000  | 0  | 2  |
| 1979 | Joyce, Mike        | 27 | 81  | 17 | 25 | .309  | 0  | 3  | 0  | 5  | 43 | .531  | 17  | 1   | 0  | 1  |     | 18 | 7  | 2  | .378  | .909  | 29 | 4  |
| 2003 | Judson, Tim        | 21 | 55  | 11 | 13 | .236  | 0  | 0  | 0  | 0  | 13 | .236  | 5   | 1   | 0  | 1  |     | 8  | 5  | 0  | .300  | .536  |    | 5  |
| 2004 | Judson, Tim        | 37 | 71  | 16 | 17 | .239  |    | 1  | 0  | 0  | 18 | .254  | 11  | 3   | 2  | 1  |     | 8  | 7  | 0  | .300  | .554  |    | 14 |
| 2021 | Kanak, Jackson     | 4  | 1   | 2  | 1  | 1.000 |    | 0  | 0  | 0  | 1  | 1.000 | 0   | 0   | 0  | 0  | 0   | 0  | 0  | 1  | 1.000 | 2.000 | 0  | 0  |
| 2019 | Kanak, Ricky       | 1  | 1   | 0  | 0  | .000  |    | 0  | 0  | 0  | 0  | .000  | 0   | 0   | 0  | 0  | 0   | 0  | 0  | 0  | .000  | .000  | 0  | 1  |
| 1988 | Kane, Mike         | 13 | 12  | 0  | 2  | .167  | 0  | 0  | 0  | 0  | 2  | .167  | 2   | 0   | 0  | 0  | 0   | 4  | 1  | 0  | .231  | .398  | 2  | 3  |
| 1989 | Kane, Mike         | 13 | 30  | 4  | 4  | .133  | 0  | 1  | 0  | 0  | 5  | .167  | 5   | 1   | 1  | 0  | 0   | 6  | 6  | 0  | .270  | .437  | 9  | 4  |
| 2005 | Kazmier, Keith     | 7  | 4   | 2  | 1  | .250  |    | 0  | 0  | 0  | 1  | .250  | 1   | 0   | 1  | 0  |     | 2  | 0  | 0  | .200  | .450  |    | 0  |
| 2006 | Kazmier, Keith     | 13 | 2   | 0  | 0  | .000  |    | 0  | 0  | 0  | 0  | .000  | 0   | 0   | 0  | 0  |     | 1  | 0  | 0  | .000  | .000  |    | 1  |
| 2005 | Keiser, Lucas      | 23 | 3   | 31 | 3  | 1.000 |    | 0  | 0  | 1  | 6  | 2.000 | 1   | 0   | 0  | 6  |     | 0  | 1  | 0  | 1.000 | 3.000 |    | 0  |

**BHS Single Season: Alphabetical Listing of All Players' Batting Statistics**

| YR   | NAME                | G  | AB  | R  | H  | AVG  | GW | 2B | 3B | HR | TB | SLG  | RBI | SAC | SF | SB | ATT | SO | BB | HB | OBA  | OPS   | OE | E  |
|------|---------------------|----|-----|----|----|------|----|----|----|----|----|------|-----|-----|----|----|-----|----|----|----|------|-------|----|----|
| 2006 | Keiser, Lucas       | 3  | 2   | 1  | 0  | .000 |    | 0  | 0  | 0  | 0  | .000 | 0   | 0   | 0  | 1  |     | 2  | 1  | 0  | .333 | .333  |    | 0  |
| 1979 | Kelsch, Joe         | 21 | 57  | 13 | 18 | .316 | 0  | 1  | 0  | 0  | 19 | .333 | 7   | 0   | 0  | 3  |     | 3  | 11 | 0  | .426 | .759  | 20 | 10 |
| 1980 | Kelsch, Joe         | 32 | 98  | 28 | 35 | .357 | 0  | 8  | 4  | 0  | 51 | .520 | 14  | 2   | 0  | 9  |     | 13 | 14 | 3  | .452 | .972  | 42 | 9  |
| 2021 | Kennicott, Harrison | 16 | 18  | 7  | 6  | .333 |    | 1  | 1  | 0  | 9  | .500 | 7   | 0   | 0  | 0  | 1   | 2  | 3  | 4  | .520 | 1.020 | 2  | 0  |
| 2001 | Kenny, Brian        | 16 | 16  | 3  | 5  | .313 |    | 1  | 0  | 0  | 6  | .375 | 2   |     |    | 1  |     | 2  | 3  | 1  | .450 | .825  |    |    |
| 1999 | Kerns, Andrew       | 15 | 7   | 0  | 0  | .000 |    | 0  | 0  | 0  | 0  | .512 | 0   | 0   | 0  | 0  |     | 0  | 0  | 0  | .000 | .512  | 0  | 1  |
| 2000 | Kerns, Andrew       | 25 | 48  | 6  | 12 | .250 |    | 5  | 0  | 1  | 20 | .417 | 12  |     |    |    |     | 5  | 3  | 0  | .294 | .711  |    |    |
| 1976 | Kiefer, Mike        | 11 | 13  | 5  | 5  | .385 | 0  | 0  | 0  | 0  | 5  | .385 | 0   | 0   | 0  | 3  |     | 1  | 4  | 0  | .529 | .914  | 5  | 0  |
| 1977 | Kiefer, Mike        | 16 | 56  | 11 | 15 | .268 | 0  | 2  | 1  | 1  | 22 | .393 | 9   | 2   | 0  | 1  |     | 14 | 4  | 1  | .328 | .721  | 19 | 4  |
| 2014 | King, Dalton        | 1  | 0   | 1  | 0  | .000 |    | 0  | 0  | 0  | 0  | .000 | 0   | 0   | 0  | 0  | 0   | 0  | 0  | 0  | .000 | .000  | 0  | 0  |
| 1983 | Koch, David         | 13 | 18  | 5  | 7  | .389 | 0  | 2  | 0  | 0  | 9  | .500 | 3   | 0   | 0  | 0  |     | 3  | 11 | 0  | .621 | 1.121 | 8  | 0  |
| 1984 | Koch, David         | 19 | 19  | 3  | 4  | .211 | 0  | 0  | 0  | 0  | 4  | .211 | 2   | 1   | 0  | 2  | 2   | 1  | 7  | 1  | .444 | .655  | 5  | 0  |
| 1976 | Koch, Steve         | 37 | 124 | 34 | 43 | .347 | 0  | 13 | 3  | 10 | 92 | .742 | 46  | 4   | 0  | 2  |     | 16 | 10 | 1  | .400 | 1.142 | 70 | 15 |
| 1977 | Koch, Steve         | 31 | 86  | 31 | 35 | .407 | 0  | 11 | 2  | 3  | 59 | .686 | 28  | 1   | 0  | 5  |     | 13 | 15 | 0  | .495 | 1.181 | 56 | 2  |
| 2021 | Koehler, Ryan       | 21 | 49  | 19 | 20 | .408 |    | 3  | 0  | 0  | 23 | .469 | 9   | 0   | 0  | 7  | 7   | 4  | 6  | 3  | .500 | .969  | 4  | 5  |
| 2019 | Koehler, Will       | 37 | 107 | 27 | 39 | .364 |    | 2  | 0  | 0  | 41 | .383 | 18  | 1   | 3  | 11 | 12  | 14 | 8  | 6  | .427 | .811  | 9  | 7  |
| 1971 | Koenen, John        | 7  | 12  | 0  | 3  | .250 | 0  | 0  | 1  | 0  | 5  | .417 | 2   | 0   | 0  | 0  |     | 1  | 2  | 0  | .357 | .774  | 2  | 1  |
| 1972 | Koenen, John        | 26 | 64  | 10 | 21 | .328 | 0  | 3  | 1  | 2  | 32 | .500 | 19  | 3   | 0  | 1  |     | 5  | 7  | 2  | .411 | .911  | 27 | 5  |
| 2021 | Kohanzo, Jake       | 19 | 49  | 15 | 16 | .327 |    | 6  | 0  | 4  | 34 | .694 | 16  | 0   | 0  | 1  | 1   | 11 | 7  | 0  | .411 | 1.105 | 2  | 1  |
| 1978 | Kopf, Rick          | 5  | 8   | 1  | 1  | .125 | 0  | 0  | 0  | 0  | 1  | .125 | 0   | 0   | 0  | 0  |     | 4  | 1  | 0  | .222 | .347  | 1  | 1  |
| 2006 | Korcal, Ryan        | 0  | 0   | 0  | 0  | .000 |    | 0  | 0  | 0  | 0  | .000 | 0   | 0   | 0  | 0  |     | 0  | 0  | 0  | .000 | .000  |    | 0  |
| 2015 | Korus, Jeff         | 1  | 1   | 0  | 0  | .000 | 0  | 0  | 0  | 0  | 0  | .000 | 0   | 0   | 0  | 0  | 0   | 0  | 0  | 0  | .000 | .000  |    | 0  |
| 2016 | Korus, Jeff         | 27 | 51  | 21 | 14 | .275 |    | 4  | 0  | 0  | 18 | .353 | 5   | 0   | 0  | 4  | 5   | 6  | 12 | 4  | .448 | .801  |    | 0  |
| 2017 | Korus, Jeff         | 36 | 99  | 31 | 37 | .374 |    | 6  | 0  | 0  | 43 | .434 | 21  | 0   | 3  | 13 | 15  | 10 | 17 | 4  | .472 | .906  |    | 0  |
| 1984 | Koski, Doug         | 1  | 0   | 0  | 0  | .000 | 0  | 0  | 0  | 0  | 0  | .000 | 0   | 0   | 0  | 0  | 0   | 0  | 0  | 0  | .000 | .000  | 0  | 0  |
| 1985 | Koski, Doug         | 13 | 0   | 0  | 0  | .000 | 0  | 0  | 0  | 0  | 0  | .000 | 0   | 1   | 0  | 0  | 0   | 0  | 0  | 0  | .000 | .000  | 0  | 1  |
| 1981 | Kosty, Mike         | 2  | 0   | 0  | 0  | .000 | 0  | 0  | 0  | 0  | 0  | .000 | 0   | 0   | 0  | 0  |     | 0  | 0  | 0  | .000 | .000  | 0  | 0  |
| 1982 | Kosty, Mike         | 11 | 30  | 4  | 7  | .233 | 0  | 0  | 0  | 1  | 10 | .333 | 11  | 2   | 0  | 0  |     | 7  | 2  | 0  | .281 | .614  | 14 | 2  |
| 2015 | Kozar, Matt         | 9  | 3   | 5  | 0  | .000 |    | 0  | 0  | 0  | 0  | .000 | 1   | 0   | 0  | 0  | 0   | 1  | 0  | 0  | .000 | .000  | 1  | 0  |
| 2016 | Kozar, Matt         | 8  | 9   | 1  | 3  | .333 |    | 1  | 0  | 0  | 4  | .444 | 5   | 0   | 0  | 0  | 0   | 1  | 0  | 0  | .333 | .777  | 0  | 0  |
| 2016 | Kozlowski, Eric     | 7  | 7   | 0  | 2  | .286 |    | 2  | 0  | 0  | 4  | .571 | 2   | 0   | 0  | 0  | 0   | 2  | 2  | 0  | .444 | 1.015 | 1  | 1  |
| 2017 | Kozlowski, Eric     | 36 | 106 | 3  | 35 | .330 |    | 7  | 2  | 2  | 51 | .481 | 29  | 1   | 2  | 1  | 1   | 25 | 12 | 3  | .407 | .888  |    | 2  |
| 2019 | Kozlowski, Luke     | 20 | 23  | 10 | 7  | .304 |    | 2  | 0  | 0  | 9  | .391 | 8   | 0   | 0  | 2  | 2   | 7  | 5  | 0  | .429 | .820  | 4  | 1  |
| 2019 | Kraus, Hayden       | 21 | 36  | 8  | 6  | .167 |    | 2  | 0  | 1  | 11 | .306 | 8   | 0   | 2  | 0  | 0   | 13 | 11 | 1  | .360 | .666  | 1  | 0  |

## BHS Single Season: Alphabetical Listing of All Players' Batting Statistics

| YR   | NAME              | G  | AB  | R  | H  | AVG  | GW | 2B | 3B | HR | TB | SLG  | RBI | SAC | SF | SB | ATT | SO | BB | HB | OBA  | OPS   | OE | E  |
|------|-------------------|----|-----|----|----|------|----|----|----|----|----|------|-----|-----|----|----|-----|----|----|----|------|-------|----|----|
| 1989 | Kraus, Matt       | 32 | 72  | 24 | 20 | .278 | 2  | 4  | 2  | 3  | 37 | .514 | 19  | 1   | 0  | 3  | 4   | 14 | 12 | 1  | .388 | .902  | 40 | 0  |
| 1990 | Kraus, Matt       | 33 | 119 | 37 | 39 | .328 | 2  | 7  | 2  | 6  | 68 | .571 | 33  | 1   | 0  | 9  | 9   | 12 | 6  | 1  | .365 | .936  | 64 | 2  |
| 1995 | Kristof, Ryan     | 4  | 4   | 1  | 0  | .000 | 0  | 0  | 0  | 0  | 0  | .000 | 1   | 0   | 0  | 0  | 0   | 1  | 1  | 0  | .200 | .200  | 2  | 0  |
| 1996 | Kristof, Ryan     | 4  | 4   | 1  | 0  | .000 | 0  | 0  | 0  | 0  | 0  | .000 | 1   | 0   | 0  | 0  | 0   | 1  | 1  | 0  | .200 | .200  | 2  | 0  |
| 1991 | Kristof, Tom      | 6  | 0   | 0  | 0  | .000 | 0  | 0  | 0  | 0  | 0  | .000 | 0   | 0   | 0  | 0  | 0   | 0  | 0  | 0  | .000 | .000  | 0  | 1  |
| 1992 | Kristof, Tom      | 23 | 32  | 3  | 10 | .313 | 1  | 1  | 0  | 1  | 14 | .438 | 8   | 1   | 0  | 0  | 0   | 7  | 9  | 1  | .476 | .914  | 10 | 7  |
| 1995 | Krug, Ryan        | 6  | 6   | 0  | 1  | .167 | 0  | 1  | 0  | 0  | 2  | .333 | 2   | 0   | 0  | 0  | 0   | 1  | 0  | 0  | .167 | .500  | 2  | 1  |
| 1996 | Krug, Ryan        | 30 | 62  | 8  | 23 | .371 | 1  | 3  | 0  | 0  | 26 | .419 | 10  | 5   | 1  | 1  | 1   | 12 | 10 | 1  | .459 | .878  | 18 | 5  |
| 2001 | Krull, Ken        | 24 | 41  | 5  | 9  | .220 |    | 2  | 0  | 0  | 11 | .268 | 4   |     |    | 0  |     | 13 | 6  | 0  | .319 | .587  |    |    |
| 2002 | Krull, Ken        | 21 | 42  | 9  | 9  | .214 |    | 2  | 0  | 2  | 17 | .405 | 8   |     |    |    |     | 9  | 6  | 0  | .313 | .718  |    | 2  |
| 1990 | Kruse, John       | 20 | 19  | 5  | 4  | .211 | 0  | 0  | 0  | 0  | 4  | .211 | 3   | 0   | 0  | 0  | 0   | 2  | 2  | 0  | .286 | .497  | 8  | 2  |
| 1991 | Kruse, John       | 30 | 66  | 12 | 19 | .288 | 0  | 0  | 0  | 0  | 19 | .288 | 6   | 4   | 0  | 3  | 3   | 4  | 5  | 0  | .338 | .626  | 18 | 8  |
| 2012 | Kubiuk, Daniel    | 0  | 0   | 0  | 0  | .000 |    | 0  | 0  | 0  | 0  | .000 | 0   | 0   | 0  | 0  | 0   | 0  | 0  | 0  | .000 | .000  |    | 0  |
| 2013 | Kubiuk, Daniel    | 3  | 7   | 1  | 2  | .286 |    | 0  | 0  | 0  | 2  | .286 | 0   | 0   |    |    |     | 1  | 0  | 0  | .286 | .572  |    | 1  |
| 2014 | Kubiuk, Daniel    | 37 | 114 | 25 | 35 | .307 |    | 6  | 2  | 1  | 48 | .421 | 24  | 0   | 1  | 3  | 4   | 18 | 16 | 1  | .394 | .815  | 9  | 13 |
| 2010 | Kurcab, Jack      | 25 | 62  | 12 | 15 | .242 |    | 2  | 0  | 0  | 17 | .274 | 8   | 3   | 0  | 2  | 2   | 9  | 14 | 2  | .397 | .671  |    | 9  |
| 2011 | Kurcab, Jack      | 16 | 40  | 4  | 8  | .200 |    | 0  | 0  | 0  | 8  | .200 | 3   | 1   | 0  | 1  | 2   | 11 | 3  | 2  | .289 | .489  |    | 4  |
| 2021 | Lacson, Nick      | 17 | 42  | 16 | 16 | .381 |    | 4  | 0  | 1  | 23 | .548 | 7   | 1   | 1  | 3  | 4   | 4  | 4  | 3  | .460 | 1.008 | 2  | 4  |
| 1985 | Lageschulte, Kurt | 9  | 9   | 1  | 2  | .222 | 0  | 0  | 0  | 0  | 2  | .222 | 2   | 1   | 0  | 1  | 1   | 1  | 1  | 0  | .300 | .522  | 3  | 2  |
| 1986 | Lageschulte, Kurt | 33 | 90  | 20 | 25 | .278 | 1  | 2  | 2  | 0  | 31 | .344 | 9   | 1   | 0  | 6  | 9   | 24 | 7  | 0  | .330 | .674  | 29 | 5  |
| 1998 | LaMotte, Zachary  | 10 | 5   | 1  | 3  | .600 | 0  | 0  | 0  | 0  | 3  | .318 | 0   |     | 0  | 0  | 1   | 1  | 2  | 0  | .714 | 1.032 |    |    |
| 1980 | Larsen, Paul      | 8  | 16  | 0  | 6  | .375 | 0  | 1  | 0  | 0  | 7  | .438 | 0   | 1   | 0  | 0  |     | 2  | 0  | 0  | .375 | .813  | 0  | 2  |
| 1981 | Larsen, Paul      | 26 | 53  | 4  | 11 | .208 | 2  | 2  | 0  | 1  | 16 | .302 | 11  | 2   | 0  | 1  |     | 9  | 7  | 0  | .300 | .602  | 14 | 6  |
| 2000 | Lawrence, Scott   | 31 | 92  | 23 | 24 | .261 |    | 6  | 0  | 4  | 42 | .457 | 17  |     |    |    |     | 12 | 15 | 2  | .376 | .833  |    |    |
| 2001 | Lawrence, Scott   | 36 | 113 | 37 | 45 | .398 |    | 10 | 1  | 1  | 60 | .531 | 32  |     |    | 0  |     | 18 | 15 | 2  | .477 | 1.008 |    |    |
| 2010 | LeCompte, Ben     | 9  | 0   | 6  | 0  | .000 |    | 0  | 0  | 0  | 0  | .000 | 0   | 2   | 0  | 3  | 4   | 0  | 0  | 0  | .000 | .000  |    | 0  |
| 1997 | Lee, Andrew       | 10 | 4   | 0  | 0  | .000 | 0  | 0  | 0  | 0  | 0  | .222 | 0   | 0   | 0  | 0  | 0   | 1  | 0  | 1  | .200 | .422  | 0  | 0  |
| 1998 | Lee, Andy         | 11 | 4   | 1  | 3  | .750 | 0  | 2  | 0  | 0  | 5  | .196 | 3   |     | 0  | 0  | 0   | 0  | 1  | 0  | .800 | .996  |    |    |
| 2019 | Lehmann, Colin    | 1  | 1   | 0  | 0  | .000 |    | 0  | 0  | 0  | 0  | .000 | 0   | 0   | 0  | 0  | 0   | 1  | 0  | 0  | .000 | .000  | 0  | 0  |
| 1998 | Leng, Carl        | 10 | 7   | 2  | 3  | .429 | 0  | 1  | 0  | 0  | 4  | .133 | 0   |     | 0  | 0  | 0   | 1  | 0  | 0  | .429 | .562  |    |    |
| 1999 | Leng, Carl        | 31 | 58  | 9  | 14 | .241 |    | 3  | 0  | 0  | 17 | .500 | 7   | 1   | 0  | 2  |     | 10 | 5  | 1  | .313 | .813  | 6  | 11 |
| 2013 | Lenz, Jack        | 3  | 4   | 0  | 0  | .000 |    | 0  | 0  | 0  | 0  | .000 | 1   | 0   |    |    |     | 1  | 0  | 0  | .000 | .000  |    |    |
| 2014 | Lenz, Jack        | 23 | 60  | 3  | 16 | .267 |    | 5  | 0  | 0  | 21 | .350 | 10  | 2   | 1  | 0  | 1   | 10 | 6  | 1  | .338 | .688  | 2  | 3  |
| 1981 | Lerum, Dean       | 20 | 35  | 4  | 12 | .343 | 0  | 5  | 0  | 0  | 17 | .486 | 4   | 0   | 0  | 0  |     | 6  | 4  | 0  | .410 | .896  | 8  | 6  |

## BHS Single Season: Alphabetical Listing of All Players' Batting Statistics

| YR   | NAME               | G  | AB  | R  | H  | AVG  | GW | 2B | 3B | HR | TB  | SLG   | RBI | SAC | SF | SB | ATT | SO | BB | HB | OBA  | OPS   | OE | E  |
|------|--------------------|----|-----|----|----|------|----|----|----|----|-----|-------|-----|-----|----|----|-----|----|----|----|------|-------|----|----|
| 1985 | Levin, Mark        | 21 | 47  | 14 | 14 | .298 | 1  | 2  | 0  | 3  | 25  | .532  | 17  | 1   | 1  | 3  | 6   | 3  | 14 | 1  | .460 | .992  | 28 | 6  |
| 1986 | Levin, Mark        | 37 | 129 | 60 | 57 | .442 | 4  | 6  | 6  | 10 | 105 | .814  | 44  | 0   | 1  | 12 | 13  | 12 | 18 | 3  | .517 | 1.331 | 94 | 11 |
| 2012 | Lidge, Dylan       | 26 | 49  | 8  | 9  | .184 |    | 0  | 0  | 0  | 9   | .184  | 2   | 5   | 0  | 0  | 0   | 11 | 4  | 0  | .245 | .429  |    | 8  |
| 2013 | Lidge, Dylan       | 32 | 89  | 31 | 32 | .360 |    | 4  | 0  | 0  | 36  | .404  | 11  | 3   |    |    |     | 7  | 18 | 3  | .482 | .886  |    | 15 |
| 2006 | Lidge, Mike        | 8  | 0   | 0  | 0  | .000 |    | 0  | 0  | 0  | 0   | .000  | 0   | 0   | 0  | 0  |     | 0  | 0  | 0  | .000 | .000  |    | 1  |
| 2012 | Lidge, Ryan        | 33 | 95  | 14 | 33 | .347 |    | 6  | 0  | 2  | 45  | .474  | 22  | 0   | 0  | 0  | 0   | 6  | 14 | 3  | .446 | .920  |    | 4  |
| 2013 | Lidge, Ryan        | 34 | 97  | 8  | 37 | .381 |    | 8  | 0  | 8  | 69  | .711  | 38  | 4   | 0  |    |     | 7  | 13 | 1  | .459 | 1.170 | 28 | 5  |
| 2000 | Lindberg, Chris    | 1  | 1   | 0  | 0  | .000 |    | 0  | 0  | 0  | 0   | .000  | 0   |     |    |    |     | 1  | 0  | 0  | .000 | .000  |    |    |
| 2001 | Lindberg, Chris    | 36 | 103 | 30 | 42 | .408 |    | 4  | 0  | 0  | 46  | .447  | 24  |     |    | 1  |     | 11 | 21 | 0  | .508 | .955  |    |    |
| 2002 | Lindberg, Chris    | 28 | 78  | 15 | 25 | .321 |    | 6  | 0  | 0  | 31  | .387  | 8   |     |    |    |     | 19 | 16 | 1  | .442 | .829  |    | 5  |
| 1996 | Lindberg, Mike     | 6  | 4   | 1  | 1  | .250 | 0  | 0  | 0  | 1  | 4   | 1.000 | 3   | 0   | 0  | 0  | 0   | 1  | 0  | 0  | .250 | 1.250 | 8  | 1  |
| 1972 | Lindskoog, Jeff    | 5  | 3   | 2  | 2  | .667 | 0  | 0  | 0  | 0  | 2   | .667  | 1   | 0   | 0  | 0  |     | 0  | 2  | 0  | .800 | 1.467 | 3  | 2  |
| 2010 | Locascio, Dan      | 1  | 0   | 0  | 0  | .000 |    | 0  | 0  | 0  | 0   | .000  | 0   | 0   | 0  | 0  | 0   | 0  | 0  | 0  | .000 | .000  |    | 1  |
| 2011 | Locascio, Dan      | 2  | 0   | 0  | 0  | .000 |    | 0  | 0  | 0  | 0   | .000  | 0   | 0   | 0  | 0  | 0   | 0  | 0  | 0  | .000 | .000  |    | 0  |
| 2004 | Logue, Sean        | 11 | 5   | 4  | 1  | .200 |    | 0  | 0  | 0  | 1   | .200  | 1   | 0   | 0  | 2  |     | 1  | 1  | 0  | .333 | .533  |    | 1  |
| 2005 | Logue, Sean        | 35 | 94  | 20 | 32 | .340 |    | 6  | 0  | 0  | 38  | .404  | 18  | 4   | 1  | 1  |     | 14 | 5  | 5  | .400 | .804  |    | 7  |
| 1980 | Lolli, Fran        | 11 | 15  | 5  | 3  | .200 | 0  | 0  | 0  | 0  | 3   | .200  | 3   | 0   | 0  | 1  |     | 2  | 3  | 0  | .333 | .533  | 8  | 0  |
| 2013 | Lombardi, Anthony  | 11 | 8   | 7  | 1  | .125 |    | 1  | 0  | 0  | 2   | .250  | 1   | 0   |    |    |     | 2  | 0  | 0  | .125 | .375  |    | 3  |
| 2014 | Lombardi, Anthony  | 36 | 100 | 21 | 29 | .290 |    | 7  | 1  | 0  | 38  | .380  | 15  | 3   | 1  | 5  | 5   | 18 | 17 | 1  | .395 | .775  | 3  | 1  |
| 1978 | Lombardo, John     | 25 | 76  | 16 | 20 | .263 | 0  | 2  | 1  | 3  | 33  | .434  | 24  | 3   | 0  | 1  |     | 15 | 12 | 0  | .364 | .798  | 37 | 2  |
| 1978 | Lombardo, John     | 2  | 3   | 2  | 0  | .000 | 0  | 0  | 0  | 0  | 0   | .000  | 0   | 0   | 0  | 0  |     | 1  | 2  | 0  | .400 | .400  | 2  | 2  |
| 2019 | Loutos, Nick       | 6  | 5   | 1  | 0  | .000 |    | 0  | 0  | 0  | 0   | .000  | 0   | 0   | 0  | 0  | 0   | 3  | 1  | 0  | .167 | .167  | 0  | 0  |
| 2016 | Loutos, Ryan       | 4  | 4   | 0  | 0  | .000 |    | 0  | 0  | 0  | 0   | .000  | 0   | 0   | 0  | 0  | 0   | 1  | 0  | 0  | .000 | .000  | 0  | 6  |
| 2017 | Loutos, Ryan       | 12 | 24  | 0  | 2  | .083 |    | 0  | 0  | 0  | 2   | .083  | 0   | 0   | 0  | 0  | 0   | 5  | 0  | 0  | .083 | .166  |    | 1  |
| 2009 | Lundmark, Jackson  | 3  | 0   | 0  | 0  | .000 |    | 0  | 0  | 0  | 0   | .000  | 0   | 0   | 0  | 0  |     | 0  | 0  | 0  | .000 | .000  |    | 0  |
| 2010 | Lundmark, Jackson  | 8  | 0   | 0  | 0  | .000 |    | 0  | 0  | 0  | 0   | .000  | 0   | 0   | 0  | 0  | 0   | 0  | 0  | 0  | .000 | .000  |    | 3  |
| 1973 | Lutz, Brad         | 30 | 75  | 18 | 27 | .360 | 0  | 6  | 3  | 4  | 51  | .680  | 27  | 1   | 0  | 5  |     | 16 | 14 | 0  | .461 | 1.141 | 41 | 2  |
| 1974 | Lutz, Brad         | 27 | 82  | 24 | 29 | .354 | 0  | 7  | 0  | 4  | 48  | .585  | 29  | 1   | 0  | 0  |     | 13 | 18 | 2  | .480 | 1.065 | 49 | 0  |
| 1971 | Lyman, Greg        | 20 | 47  | 14 | 13 | .277 | 0  | 1  | 0  | 0  | 14  | .298  | 8   | 1   | 0  | 2  |     | 6  | 11 | 0  | .414 | .712  | 22 | 13 |
| 1972 | Lyman, Greg        | 26 | 55  | 18 | 20 | .364 | 0  | 0  | 2  | 0  | 24  | .436  | 10  | 3   | 0  | 12 |     | 11 | 22 | 1  | .551 | .987  | 28 | 12 |
| 2011 | MacCartney, Connor | 0  | 0   | 0  | 0  | .000 |    | 0  | 0  | 0  | 0   | .000  | 0   | 0   | 0  | 0  | 0   | 0  | 0  | 0  | .000 | .000  |    | 0  |
| 2012 | MacCartney, Connor | 0  | 0   | 0  | 0  | .000 |    | 0  | 0  | 0  | 0   | .000  | 0   | 0   | 0  | 0  | 0   | 0  | 0  | 0  | .000 | .000  |    | 0  |
| 1997 | Mack, Bob          | 5  | 3   | 1  | 1  | .333 | 0  | 0  | 0  | 0  | 1   | .266  | 0   | 0   | 0  | 0  | 0   | 1  | 0  | 0  | .333 | .599  | 1  | 0  |
| 1998 | Mack, Bob          | 11 | 9   | 3  | 5  | .556 | 0  | 1  | 0  | 0  | 6   | .351  | 1   |     | 0  | 0  | 0   | 1  | 1  | 0  | .600 | .951  |    |    |

## BHS Single Season: Alphabetical Listing of All Players' Batting Statistics

| YR   | NAME              | G  | AB  | R  | H  | AVG  | GW | 2B | 3B | HR | TB | SLG   | RBI | SAC | SF | SB | ATT | SO | BB | HB | OBA   | OPS   | OE | E |
|------|-------------------|----|-----|----|----|------|----|----|----|----|----|-------|-----|-----|----|----|-----|----|----|----|-------|-------|----|---|
| 1966 | Mackey, Bob       | 20 | 42  | 11 | 10 | .238 | 0  | 1  | 0  | 0  | 11 | .262  | 5   | 0   | 0  | 8  |     | 7  | 3  | 0  | .289  | .551  | 16 | 5 |
| 1969 | Mackey, Bob       | 19 | 44  | 5  | 13 | .295 | 0  | 1  | 0  | 0  | 14 | .318  | 3   | 1   | 0  | 1  |     | 4  | 4  | 1  | .367  | .685  | 8  | 3 |
| 1976 | Madding, Tom      | 5  | 4   | 0  | 0  | .000 | 0  | 0  | 0  | 0  | 0  | .000  | 0   | 0   | 0  | 0  |     | 4  | 1  | 0  | .200  | .200  | 0  | 0 |
| 2021 | Maestranzi, Peter | 14 | 18  | 3  | 9  | .500 |    | 0  | 0  | 0  | 9  | .500  | 7   | 0   | 1  | 0  | 0   | 3  | 2  | 1  | .545  | 1.045 | 1  | 1 |
| 1987 | Marczyk, Rob      | 1  | 1   | 0  | 0  | .000 | 0  | 0  | 0  | 0  | 0  | .000  | 0   | 0   | 0  | 0  | 0   | 1  | 0  | 0  | .000  | .000  | 0  | 1 |
| 1991 | Marginson, Mike   | 3  | 4   | 0  | 2  | .500 | 1  | 2  | 0  | 0  | 4  | 1.000 | 2   | 0   | 0  | 0  | 0   | 1  | 0  | 0  | .500  | 1.500 | 2  | 0 |
| 2017 | Marion, Logan     | 3  | 3   | 0  | 0  | .000 |    | 0  | 0  | 0  | 0  | .000  | 0   | 0   | 0  | 0  | 0   | 1  | 0  | 0  | .000  | .000  |    | 1 |
| 2018 | Marion, Logan     | 13 | 23  | 2  | 2  | .087 |    | 1  | 0  | 0  | 3  | .130  | 2   | 0   | 0  | 1  | 1   | 5  | 3  | 0  | .192  | .322  | 2  | 0 |
| 2003 | Maropis, Derek    | 1  | 0   | 0  | 0  | .000 | 0  | 0  | 0  | 0  | 0  | .000  | 0   | 0   | 0  | 0  |     | 0  | 0  | 0  | .000  | .000  |    | 0 |
| 2004 | Maropis, Derek    | 35 | 98  | 28 | 38 | .388 |    | 7  | 3  | 1  | 54 | .551  | 25  | 4   | 3  | 2  |     | 7  | 7  | 6  | .447  | .998  |    | 4 |
| 2005 | Maropis, Derek    | 42 | 134 | 23 | 43 | .321 |    | 11 | 0  | 4  | 66 | .493  | 21  | 1   | 2  | 3  |     | 16 | 8  | 3  | .367  | .860  |    | 1 |
| 2004 | Marshall, Eric    | 38 | 122 | 26 | 46 | .377 |    | 12 | 0  | 5  | 73 | .598  | 40  | 0   | 7  | 1  |     | 10 | 9  | 2  | .407  | 1.005 |    | 3 |
| 2005 | Marshall, Eric    | 42 | 137 | 34 | 59 | .431 |    | 12 | 0  | 4  | 83 | .606  | 33  | 0   | 0  | 0  |     | 8  | 17 | 3  | .503  | 1.109 |    | 7 |
| 1972 | Martens, Dean     | 1  | 0   | 1  | 0  | .000 | 0  | 0  | 0  | 0  | 0  | .000  | 0   | 0   | 0  | 0  |     | 0  | 1  | 0  | 1.000 | 1.000 | 1  | 0 |
| 1973 | Martens, Dean     | 7  | 5   | 0  | 0  | .000 | 0  | 0  | 0  | 0  | 0  | .000  | 0   | 0   | 0  | 0  |     | 3  | 2  | 0  | .286  | .286  | 0  | 2 |
| 1985 | Martin, Todd      | 1  | 1   | 0  | 0  | .000 | 0  | 0  | 0  | 0  | 0  | .000  | 0   | 0   | 0  | 0  | 0   | 1  | 0  | 0  | .000  | .000  | 0  | 0 |
| 1986 | Martin, Todd      | 12 | 6   | 2  | 0  | .000 | 0  | 0  | 0  | 0  | 0  | .000  | 0   | 0   | 0  | 0  | 0   | 1  | 3  | 0  | .333  | .333  | 2  | 1 |
| 1969 | Mata, Domingo     | 21 | 56  | 11 | 9  | .161 | 0  | 2  | 0  | 0  | 11 | .196  | 1   | 0   | 0  | 6  |     | 15 | 11 | 0  | .299  | .495  | 12 | 1 |
| 1970 | Mata, Jonas       | 27 | 81  | 22 | 30 | .370 | 0  | 2  | 0  | 0  | 32 | .395  | 12  | 1   | 0  | 11 |     | 5  | 9  | 0  | .433  | .828  | 34 | 0 |
| 1971 | Mata, Jonas       | 30 | 101 | 25 | 26 | .257 | 0  | 0  | 1  | 0  | 28 | .277  | 13  | 3   | 0  | 6  |     | 10 | 19 | 1  | .380  | .657  | 38 | 1 |
| 1984 | Matthias, Tom     | 14 | 20  | 4  | 4  | .200 | 0  | 0  | 0  | 0  | 4  | .200  | 2   | 2   | 0  | 1  | 1   | 1  | 5  | 0  | .360  | .560  | 6  | 2 |
| 2010 | Maude, Mike       | 0  | 0   | 0  | 0  | .000 |    | 0  | 0  | 0  | 0  | .000  | 0   | 0   | 0  | 0  | 0   | 0  | 0  | 0  | .000  | .000  |    | 0 |
| 2011 | Maude, Mike       | 1  | 0   | 0  | 0  | .000 |    | 0  | 0  | 0  | 0  | .000  | 0   | 0   | 0  | 0  | 0   | 0  | 0  | 0  | .000  | .000  |    | 0 |
| 2021 | Maurer, Matt      | 6  | 6   | 3  | 3  | .500 |    | 0  | 0  | 0  | 3  | .500  | 1   | 0   | 0  | 1  | 1   | 2  | 3  | 1  | .700  | 1.200 | 0  | 0 |
| 1994 | Mayer, Tom        | 2  | 0   | 0  | 0  | .000 | 0  | 0  | 0  | 0  | 0  | .000  | 0   | 0   | 0  | 0  | 0   | 0  | 0  | 0  | .000  | .000  | 0  | 0 |
| 1995 | Mayer, Tom        | 31 | 54  | 17 | 19 | .352 | 1  | 3  | 0  | 1  | 25 | .463  | 12  | 6   | 1  | 1  | 1   | 10 | 10 | 2  | .463  | .926  | 28 | 7 |
| 1992 | Mayland, Chris    | 25 | 74  | 12 | 23 | .311 | 3  | 5  | 0  | 0  | 28 | .378  | 6   | 1   | 0  | 4  | 4   | 9  | 5  | 0  | .354  | .732  | 18 | 6 |
| 1993 | Mayland, Chris    | 30 | 60  | 19 | 13 | .217 | 1  | 1  | 0  | 0  | 14 | .233  | 11  | 1   | 4  | 6  | 7   | 13 | 16 | 1  | .370  | .603  | 30 | 5 |
| 2004 | McBee, Kevin      | 1  | 0   | 0  | 0  | .000 |    | 0  | 0  | 0  | 0  | .000  | 0   | 0   | 0  | 0  |     | 0  | 0  | 0  | .000  | .000  |    | 0 |
| 2005 | McBee, Kevin      | 2  | 1   | 0  | 0  | .000 |    | 0  | 0  | 0  | 0  | .000  | 0   | 0   | 0  | 0  |     | 1  | 0  | 0  | .000  | .000  |    | 0 |
| 1999 | McBrearty, Pat    | 3  | 1   | 0  | 0  | .000 |    | 0  | 0  | 0  | 0  | .333  | 0   | 0   | 0  | 1  |     | 0  | 0  | 0  | .000  | .333  | 0  | 0 |
| 2000 | McBrearty, Pat    | 27 | 71  | 14 | 24 | .338 |    | 4  | 0  | 1  | 31 | .437  | 8   |     |    |    |     | 18 | 10 | 1  | .427  | .864  |    |   |
| 2007 | McDonnell, Danny  | 0  | 0   | 0  | 0  | .000 |    | 0  | 0  | 0  | 0  | .000  | 0   |     |    |    |     | 0  | 0  | 0  | .000  | .000  |    |   |
| 2009 | McDonnell, Robby  | 12 | 0   | 0  | 0  | .000 |    | 0  | 0  | 0  | 0  | .000  | 0   | 0   | 0  | 0  |     | 0  | 0  | 0  | .000  | .000  |    | 1 |

**BHS Single Season: Alphabetical Listing of All Players' Batting Statistics**

| YR   | NAME              | G  | AB  | R  | H  | AVG  | GW | 2B | 3B | HR | TB | SLG  | RBI | SAC | SF | SB | ATT | SO | BB | HB | OBA  | OPS   | OE | E  |
|------|-------------------|----|-----|----|----|------|----|----|----|----|----|------|-----|-----|----|----|-----|----|----|----|------|-------|----|----|
| 2010 | McDonnell, Robby  | 20 | 44  | 5  | 12 | .273 |    | 1  | 0  | 0  | 13 | .295 | 5   | 2   | 0  | 0  | 0   | 15 | 6  | 0  | .360 | .655  |    | 3  |
| 2001 | McDonnell, Scott  | 10 | 1   | 0  | 0  | .000 |    | 0  | 0  | 0  | 0  | .000 | 0   |     |    | 0  |     | 0  | 0  | 0  | .000 | .000  |    |    |
| 2002 | McDonnell, Scott  | 2  | 0   | 0  | 0  | .000 |    | 0  | 0  | 0  | 0  | .000 | 0   |     |    |    |     | 0  | 0  | 0  | .000 | .000  |    | 0  |
| 2005 | McDonnell, Tommy  | 9  | 15  | 3  | 3  | .200 |    | 1  | 0  | 0  | 4  | .267 | 2   | 0   | 1  | 0  |     | 6  | 5  | 0  | .381 | .648  |    | 1  |
| 2006 | McDonnell, Tommy  | 32 | 86  | 15 | 19 | .221 |    | 3  | 0  | 2  | 28 | .326 | 13  | 3   | 2  | 0  |     | 23 | 13 | 2  | .330 | .656  |    | 2  |
| 1984 | McGregor, Tim     | 23 | 30  | 9  | 13 | .433 | 0  | 5  | 0  | 0  | 18 | .600 | 5   | 3   | 0  | 3  | 5   | 3  | 8  | 1  | .564 | 1.164 | 14 | 1  |
| 1985 | McGregor, Tim     | 26 | 90  | 33 | 34 | .378 | 0  | 1  | 1  | 1  | 40 | .444 | 8   | 5   | 0  | 13 | 16  | 18 | 14 | 0  | .462 | .906  | 40 | 2  |
| 2003 | McGuire, Mike     | 2  | 1   | 0  | 0  | .000 | 0  | 0  | 0  | 0  | 0  | .000 | 0   | 0   | 0  | 0  |     | 0  | 1  | 0  | .500 | .500  |    | 0  |
| 2004 | McGuire, Mike     | 34 | 102 | 27 | 33 | .324 |    | 4  | 0  | 1  | 40 | .392 | 23  | 0   | 0  | 1  |     | 14 | 11 | 2  | .400 | .792  |    | 3  |
| 2005 | McKillen, Patrick | 31 | 112 | 23 | 36 | .321 |    | 4  | 1  | 1  | 45 | .402 | 16  | 2   | 0  | 1  |     | 10 | 8  | 0  | .367 | .769  |    | 0  |
| 2006 | McKillen, Patrick | 34 | 116 | 26 | 38 | .328 |    | 4  | 0  | 0  | 42 | .362 | 16  | 2   | 0  | 3  |     | 11 | 13 | 0  | .395 | .757  |    | 6  |
| 1992 | McLaughlin, Jim   | 7  | 1   | 3  | 0  | .000 | 0  | 0  | 0  | 0  | 0  | .000 | 0   | 0   | 0  | 0  | 0   | 0  | 1  | 0  | .500 | .500  | 3  | 0  |
| 1995 | McNichols, Sean   | 20 | 6   | 0  | 0  | .000 | 0  | 0  | 0  | 0  | 0  | .000 | 0   | 0   | 0  | 0  | 0   | 3  | 1  | 0  | .143 | .143  | 0  | 1  |
| 1996 | McNichols, Sean   | 27 | 53  | 7  | 10 | .189 | 0  | 2  | 0  | 1  | 15 | .283 | 6   | 2   | 1  | 0  | 1   | 12 | 3  | 0  | .228 | .511  | 12 | 4  |
| 1994 | McQueen, Kevin    | 1  | 0   | 0  | 0  | .000 | 0  | 0  | 0  | 0  | 0  | .000 | 0   | 0   | 0  | 0  | 0   | 0  | 0  | 0  | .000 | .000  | 0  | 0  |
| 1995 | McQueen, Kevin    | 2  | 1   | 0  | 0  | .000 | 0  | 0  | 0  | 0  | 0  | .000 | 0   | 0   | 0  | 0  | 0   | 1  | 0  | 0  | .000 | .000  | 0  | 0  |
| 2017 | Medina, Jackson   | 1  | 1   | 0  | 0  | .000 |    | 0  | 0  | 0  | 0  | .000 | 0   | 0   | 0  | 0  | 0   | 1  | 0  | 0  | .000 | .000  |    | 0  |
| 2018 | Medina, Jackson   | 2  | 4   | 0  | 0  | .000 |    | 0  | 0  | 0  | 0  | .000 | 2   | 0   | 0  | 0  | 0   | 1  | 0  | 0  | .000 | .000  | 0  | 2  |
| 2015 | Meek, Connor      | 7  | 5   | 1  | 0  | .000 |    | 0  | 0  | 0  | 0  | .000 | 0   | 0   | 0  | 0  | 0   | 3  | 2  | 0  | .286 | .286  | 0  | 0  |
| 1974 | Meeks, Rusty      | 30 | 97  | 33 | 35 | .361 | 0  | 5  | 0  | 2  | 46 | .474 | 12  | 3   | 0  | 15 |     | 16 | 18 | 1  | .466 | .940  | 43 | 15 |
| 1975 | Meeks, Rusty      | 30 | 105 | 24 | 21 | .200 | 0  | 4  | 2  | 2  | 35 | .333 | 21  | 2   | 0  | 7  |     | 22 | 12 | 0  | .282 | .615  | 43 | 7  |
| 1977 | Mencke, Bob       | 29 | 78  | 26 | 25 | .321 | 0  | 7  | 0  | 0  | 32 | .410 | 20  | 1   | 0  | 3  |     | 10 | 17 | 2  | .454 | .864  | 46 | 3  |
| 1978 | Mencke, Bob       | 22 | 70  | 14 | 21 | .300 | 0  | 0  | 1  | 2  | 29 | .414 | 22  | 3   | 0  | 4  |     | 15 | 7  | 2  | .380 | .794  | 34 | 5  |
| 1974 | Menendez, Rolf    | 3  | 3   | 0  | 0  | .000 | 0  | 0  | 0  | 0  | 0  | .000 | 0   | 0   | 0  | 0  |     | 2  | 0  | 0  | .000 | .000  | 0  | 0  |
| 1986 | Mensik, Tony      | 29 | 70  | 20 | 21 | .300 | 0  | 3  | 0  | 1  | 27 | .386 | 17  | 2   | 0  | 9  | 10  | 10 | 9  | 0  | .380 | .766  | 36 | 0  |
| 1987 | Mensik, Tony      | 34 | 103 | 35 | 42 | .408 | 2  | 2  | 5  | 3  | 63 | .612 | 25  | 1   | 0  | 14 | 16  | 12 | 10 | 0  | .460 | 1.072 | 57 | 5  |
| 1988 | Mensik, Tony      | 35 | 125 | 44 | 57 | .456 | 6  | 16 | 2  | 1  | 80 | .640 | 27  | 1   | 0  | 15 | 19  | 19 | 16 | 0  | .518 | 1.158 | 70 | 2  |
| 1997 | Mercer, Matt      | 21 | 22  | 6  | 4  | .182 | 0  | 1  | 0  | 0  | 5  | .262 | 0   | 2   | 2  | 2  | 2   | 1  | 4  | 1  | .310 | .572  | 7  | 2  |
| 1998 | Mercer, Matt      | 39 | 98  | 22 | 31 | .316 | 3  | 2  | 4  | 3  | 50 | .000 | 25  |     | 1  | 2  | 4   | 25 | 8  | 2  | .376 | .376  |    |    |
| 1996 | Mergott, Jason    | 19 | 46  | 9  | 13 | .283 | 0  | 1  | 2  | 0  | 18 | .391 | 6   | 0   | 0  | 2  | 6   | 8  | 2  | 1  | .327 | .718  | 15 | 1  |
| 1997 | Mergott, Jason    | 37 | 82  | 16 | 24 | .293 | 2  | 3  | 0  | 1  | 30 | .000 | 16  | 3   | 2  | 3  | 5   | 20 | 9  | 1  | .362 | .362  | 31 | 3  |
| 1998 | Mergott, Jason    | 43 | 136 | 34 | 47 | .346 | 8  | 10 | 1  | 1  | 62 | .118 | 32  |     | 3  | 13 | 15  | 16 | 13 | 0  | .395 | .513  |    |    |
| 1988 | Merritt, Steve    | 7  | 2   | 2  | 0  | .000 | 0  | 0  | 0  | 0  | 0  | .000 | 0   | 0   | 0  | 0  | 0   | 0  | 1  | 0  | .333 | .333  | 2  | 0  |
| 1989 | Merritt, Steve    | 15 | 10  | 4  | 3  | .300 | 0  | 0  | 0  | 0  | 3  | .300 | 1   | 0   | 0  | 2  | 3   | 5  | 2  | 0  | .417 | .717  | 5  | 1  |

**BHS Single Season: Alphabetical Listing of All Players' Batting Statistics**

| YR   | NAME              | G  | AB  | R  | H  | AVG   | GW | 2B | 3B | HR | TB | SLG   | RBI | SAC | SF | SB | ATT | SO | BB | HB | OBA   | OPS   | OE | E  |
|------|-------------------|----|-----|----|----|-------|----|----|----|----|----|-------|-----|-----|----|----|-----|----|----|----|-------|-------|----|----|
| 2012 | Mesa, Romaus      | 4  | 7   | 2  | 0  | .000  |    | 0  | 0  | 0  | 0  | .000  | 0   | 0   | 0  | 0  | 0   | 6  | 3  | 0  | .300  | .300  |    | 1  |
| 2013 | Mesa, Romaus      | 1  | 0   | 0  | 0  | .000  |    | 0  | 0  | 0  | 0  | .000  | 0   | 0   |    |    |     | 0  | 0  | 0  | .000  | .000  |    |    |
| 2018 | Meyer, Jake       | 23 | 65  | 11 | 21 | .323  |    | 2  | 0  | 0  | 23 | .354  | 11  | 1   | 0  | 2  | 5   | 17 | 3  | 1  | .362  | .716  | 7  | 4  |
| 1981 | Michaelotti, Carl | 1  | 0   | 1  | 0  | .000  | 0  | 0  | 0  | 0  | 0  | .000  | 0   | 0   | 0  | 0  |     | 0  | 0  | 0  | .000  | .000  | 1  | 0  |
| 2015 | Michaels, Tristan | 9  | 0   | 2  | 0  | .000  |    | 0  | 0  | 0  | 0  | .000  | 0   | 0   | 0  | 0  | 1   | 0  | 0  | 0  | .000  | .000  | 0  | 0  |
| 2016 | Michaels, Tristan | 36 | 126 | 37 | 56 | .444  |    | 15 | 2  | 3  | 84 | .667  | 25  | 2   | 1  | 1  | 2   | 9  | 7  | 4  | .486  | 1.153 | 5  | 8  |
| 1998 | Mickey, David     | 24 | 44  | 15 | 14 | .318  | 0  | 0  | 0  | 0  | 14 | .333  | 8   |     | 2  | 2  | 4   | 8  | 8  | 0  | .407  | .740  |    |    |
| 1999 | Mickey, David     | 23 | 76  | 16 | 29 | .382  |    | 5  | 1  | 1  | 39 | .514  | 19  | 0   | 0  | 0  |     | 4  | 3  | 0  | .405  | .919  | 6  | 3  |
| 2002 | Mickey, Evan      | 11 | 15  | 1  | 3  | .200  |    | 1  | 0  | 0  | 4  | .267  | 3   |     |    |    |     | 3  | 3  | 0  | .333  | .600  |    | 4  |
| 1979 | Millay, Tim       | 22 | 54  | 11 | 12 | .222  | 0  | 1  | 0  | 1  | 16 | .296  | 8   | 2   | 0  | 4  |     | 14 | 10 | 0  | .344  | .640  | 18 | 0  |
| 1980 | Millay, Tim       | 32 | 78  | 18 | 26 | .333  | 0  | 3  | 4  | 2  | 43 | .551  | 20  | 1   | 1  | 4  |     | 8  | 21 | 0  | .470  | 1.021 | 36 | 2  |
| 1980 | Miller, Brian     | 4  | 5   | 2  | 3  | .600  | 0  | 0  | 0  | 0  | 3  | .600  | 0   | 0   | 0  | 0  |     | 2  | 3  | 0  | .750  | 1.350 | 2  | 1  |
| 1977 | Miller, Kirk      | 4  | 8   | 3  | 2  | .250  | 0  | 0  | 0  | 0  | 2  | .250  | 1   | 1   | 0  | 0  |     | 4  | 1  | 0  | .333  | .583  | 4  | 0  |
| 1978 | Miller, Kirk      | 7  | 13  | 3  | 0  | .000  | 0  | 0  | 0  | 0  | 0  | .000  | 3   | 0   | 0  | 0  |     | 5  | 3  | 1  | .235  | .235  | 6  | 0  |
| 1988 | Minchk, Kevin     | 19 | 28  | 4  | 4  | .143  | 0  | 1  | 0  | 0  | 5  | .179  | 3   | 1   | 0  | 1  | 1   | 5  | 3  | 0  | .226  | .405  | 7  | 3  |
| 1989 | Minchk, Kevin     | 34 | 97  | 21 | 34 | .351  | 1  | 7  | 0  | 3  | 50 | .515  | 25  | 1   | 1  | 5  | 7   | 8  | 10 | 7  | .443  | .958  | 43 | 3  |
| 2007 | Minner, Mark      | 1  | 2   | 1  | 1  | .500  |    | 0  | 0  | 0  | 1  | .500  | 1   |     |    |    |     | 1  | 0  | 0  | .500  | 1.000 |    |    |
| 2008 | Minner, Mark      | 32 | 74  | 18 | 20 | .270  |    | 1  | 2  | 0  | 25 | .338  | 9   | 2   | 1  | 5  |     | 18 | 12 | 1  | .375  | .713  |    |    |
| 1976 | Mitchell, Clay    | 6  | 0   | 0  | 0  | .000  | 0  | 0  | 0  | 0  | 0  | .000  | 0   | 0   | 0  | 0  |     | 0  | 0  | 0  | .000  | .000  | 0  | 0  |
| 1977 | Mitchell, Clay    | 6  | 5   | 0  | 0  | .000  | 0  | 0  | 0  | 0  | 0  | .000  | 0   | 1   | 0  | 0  |     | 2  | 0  | 0  | .000  | .000  | 0  | 1  |
| 2017 | Mitchell, David   | 21 | 35  | 11 | 12 | .343  |    | 2  | 0  | 0  | 14 | .400  | 6   | 0   | 0  | 1  | 1   | 7  | 9  | 2  | .500  | .900  |    | 1  |
| 2018 | Mitchell, David   | 33 | 100 | 19 | 37 | .370  |    | 11 | 0  | 2  | 54 | .540  | 30  | 0   | 3  | 7  | 10  | 19 | 13 | 5  | .455  | .995  | 7  | 10 |
| 2018 | Miyake, Ethan     | 16 | 1   | 10 | 0  | .000  |    | 0  | 0  | 0  | 0  | .000  | 0   | 0   | 0  | 0  | 0   | 0  | 0  | 2  | .667  | .667  | 0  | 1  |
| 2019 | Miyake, Ethan     | 14 | 8   | 8  | 4  | .500  |    | 0  | 0  | 0  | 4  | .500  | 1   | 1   | 0  | 5  | 6   | 0  | 0  | 0  | .500  | 1.000 | 0  | 1  |
| 1976 | Mogle, Tom        | 34 | 101 | 23 | 36 | .356  | 0  | 5  | 3  | 3  | 56 | .554  | 21  | 1   | 0  | 8  |     | 19 | 6  | 2  | .404  | .958  | 41 | 5  |
| 1977 | Mogle, Tom        | 30 | 82  | 27 | 41 | .500  | 0  | 8  | 1  | 3  | 60 | .732  | 25  | 1   | 0  | 6  |     | 8  | 15 | 1  | .582  | 1.314 | 49 | 5  |
| 1973 | Moldermaker, Don  | 4  | 2   | 1  | 1  | .500  | 0  | 0  | 0  | 0  | 1  | .500  | 1   | 0   | 0  | 0  |     | 0  | 0  | 0  | .500  | 1.000 | 2  | 0  |
| 1971 | Moldermaker, Jim  | 20 | 28  | 7  | 4  | .143  | 0  | 1  | 2  | 0  | 9  | .321  | 1   | 2   | 0  | 0  |     | 6  | 3  | 0  | .226  | .547  | 8  | 1  |
| 1972 | Moldermaker, Jim  | 26 | 67  | 14 | 18 | .269  | 0  | 3  | 3  | 0  | 27 | .403  | 7   | 1   | 0  | 6  | 8   | 8  | 13 | 1  | .395  | .798  | 21 | 0  |
| 1987 | Molloy, Mike      | 1  | 0   | 0  | 0  | .000  | 0  | 0  | 0  | 0  | 0  | .000  | 0   | 0   | 0  | 0  | 0   | 0  | 0  | 0  | .000  | .000  | 0  | 0  |
| 2009 | Monie, Stephen    | 1  | 1   | 0  | 1  | 1.000 |    | 0  | 0  | 0  | 1  | 1.000 | 1   | 0   | 0  | 0  |     | 0  | 0  | 0  | 1.000 | 2.000 |    | 0  |
| 1974 | Moore, Harry      | 11 | 8   | 8  | 3  | .375  | 0  | 2  | 0  | 0  | 5  | .625  | 3   | 0   | 0  | 1  |     | 4  | 2  | 0  | .500  | 1.125 | 11 | 0  |
| 1975 | Moore, Harry      | 19 | 33  | 6  | 5  | .152  | 0  | 0  | 0  | 0  | 5  | .152  | 5   | 3   | 0  | 1  |     | 3  | 9  | 0  | .333  | .485  | 11 | 10 |
| 1996 | Moreno, Dimas     | 30 | 76  | 15 | 24 | .316  | 2  | 7  | 0  | 3  | 40 | .526  | 22  | 0   | 2  | 0  | 2   | 9  | 8  | 1  | .379  | .905  | 34 | 9  |

**BHS Single Season: Alphabetical Listing of All Players' Batting Statistics**

| YR   | NAME              | G  | AB  | R  | H  | AVG   | GW | 2B | 3B | HR | TB | SLG   | RBI | SAC | SF | SB | ATT | SO | BB | HB | OBA   | OPS   | OE | E  |
|------|-------------------|----|-----|----|----|-------|----|----|----|----|----|-------|-----|-----|----|----|-----|----|----|----|-------|-------|----|----|
| 1997 | Moreno, Dimas     | 40 | 137 | 34 | 52 | .380  | 3  | 4  | 2  | 2  | 66 | 1.001 | 43  | 1   | 2  | 7  | 7   | 7  | 8  | 1  | .412  | 1.413 | 75 | 15 |
| 1984 | Morgan, Dave      | 4  | 0   | 0  | 0  | .000  | 0  | 0  | 0  | 0  | 0  | .000  | 0   | 0   | 0  | 0  | 0   | 0  | 0  | 0  | .000  | .000  | 0  | 0  |
| 1985 | Morgan, Dave      | 15 | 3   | 2  | 1  | .333  | 0  | 0  | 0  | 0  | 1  | .333  | 1   | 0   | 0  | 0  | 0   | 0  | 1  | 0  | .500  | .833  | 3  | 1  |
| 1989 | Morgan, Doug      | 4  | 0   | 0  | 0  | .000  | 0  | 0  | 0  | 0  | 0  | .000  | 0   | 0   | 0  | 0  | 0   | 0  | 0  | 0  | .000  | .000  | 0  | 0  |
| 1990 | Mueller, Jon      | 6  | 0   | 2  | 0  | .000  | 0  | 0  | 0  | 0  | 0  | .000  | 0   | 0   | 0  | 0  | 0   | 0  | 0  | 0  | .000  | .000  | 2  | 0  |
| 1991 | Mueller, Jon      | 20 | 28  | 4  | 6  | .214  | 0  | 1  | 0  | 1  | 10 | .357  | 5   | 0   | 0  | 0  | 0   | 12 | 1  | 1  | .267  | .624  | 8  | 1  |
| 1982 | Muiznieks, Karlis | 1  | 0   | 0  | 0  | .000  | 0  | 0  | 0  | 0  | 0  | .000  | 0   | 0   | 0  | 0  |     | 0  | 0  | 0  | .000  | .000  | 0  | 0  |
| 1983 | Muiznieks, Karlis | 7  | 4   | 0  | 0  | .000  | 0  | 0  | 0  | 0  | 0  | .000  | 0   | 0   | 0  | 0  |     | 4  | 0  | 0  | .000  | .000  | 0  | 4  |
| 2004 | Murray, Ryan      | 2  | 2   | 1  | 1  | .500  |    | 0  | 0  | 0  | 1  | .500  | 0   | 0   | 0  | 0  |     | 0  | 1  | 0  | .667  | 1.167 |    | 0  |
| 2005 | Murray, Ryan      | 25 | 49  | 14 | 16 | .327  |    | 5  | 1  | 1  | 26 | .531  | 10  | 2   | 0  | 0  |     | 9  | 4  | 4  | .421  | .952  |    | 6  |
| 1990 | Nakaguchi, Jeff   | 11 | 7   | 2  | 2  | .286  | 0  | 0  | 0  | 0  | 2  | .286  | 1   | 0   | 0  | 0  | 0   | 2  | 0  | 0  | .286  | .572  | 3  | 0  |
| 1991 | Nakaguchi, Jeff   | 16 | 14  | 2  | 4  | .286  | 0  | 0  | 0  | 0  | 4  | .286  | 1   | 0   | 0  | 0  | 0   | 0  | 5  | 0  | .474  | .760  | 3  | 1  |
| 1972 | Nash, Rick        | 5  | 4   | 1  | 0  | .000  | 0  | 0  | 0  | 0  | 0  | .000  | 0   | 0   | 0  | 0  |     | 1  | 5  | 0  | .556  | .556  | 1  | 0  |
| 1973 | Nash, Rick        | 30 | 76  | 21 | 23 | .303  | 0  | 2  | 0  | 2  | 31 | .408  | 14  | 0   | 0  | 7  |     | 9  | 18 | 2  | .448  | .856  | 33 | 15 |
| 2021 | Naughten, Owen    | 2  | 1   | 1  | 1  | 1.000 |    | 0  | 0  | 0  | 1  | 1.000 | 0   | 0   | 0  | 0  | 0   | 0  | 0  | 0  | 1.000 | 2.000 | 0  | 0  |
| 2019 | Nehf, Nicholas    | 8  | 20  | 1  | 9  | .450  |    | 1  | 0  | 0  | 10 | .500  | 2   | 0   | 0  | 0  | 0   | 4  | 2  | 0  | .500  | 1.000 | 0  | 0  |
| 1997 | Nelson, David     | 11 | 4   | 4  | 0  | .000  | 0  | 0  | 0  | 0  | 0  | .508  | 0   | 0   | 0  | 0  | 0   | 1  | 0  | 0  | .000  | .508  | 4  | 1  |
| 1998 | Nelson, David     | 26 | 16  | 5  | 4  | .250  | 0  | 1  | 0  | 0  | 5  | .000  | 1   |     | 0  | 3  | 3   | 4  | 0  | 0  | .250  | .250  |    |    |
| 1965 | Nelson, Len       | 1  | 60  | 0  | 15 | .250  | 0  | 0  | 0  | 2  | 21 | .350  | 0   | 0   | 0  | 6  |     | 0  | 0  | 0  | .250  | .600  | 2  | 0  |
| 2012 | Nelson, Scott     | 33 | 99  | 18 | 37 | .374  |    | 5  | 0  | 1  | 45 | .455  | 10  | 2   | 0  | 3  | 5   | 16 | 6  | 1  | .415  | .870  |    | 1  |
| 2013 | Nelson, Scott     | 33 | 108 | 13 | 41 | .380  |    | 8  | 1  | 0  | 51 | .472  | 26  | 5   |    |    |     | 13 | 6  | 2  | .422  | .894  |    |    |
| 1984 | Noreen, Keith     | 2  | 5   | 0  | 1  | .200  | 0  | 0  | 0  | 0  | 1  | .200  | 0   | 0   | 0  | 0  | 0   | 2  | 0  | 0  | .200  | .400  | 0  | 0  |
| 1985 | Noreen, Keith     | 27 | 75  | 27 | 33 | .440  | 2  | 4  | 0  | 9  | 64 | .853  | 29  | 3   | 0  | 2  | 2   | 13 | 11 | 1  | .517  | 1.370 | 47 | 2  |
| 1986 | Noreen, Keith     | 33 | 102 | 49 | 46 | .451  | 6  | 7  | 2  | 12 | 93 | .912  | 37  | 0   | 2  | 9  | 10  | 2  | 22 | 1  | .543  | 1.455 | 74 | 4  |
| 1978 | Noreen, Ken       | 4  | 10  | 1  | 3  | .300  | 0  | 0  | 0  | 0  | 3  | .300  | 0   | 0   | 0  | 0  |     | 1  | 4  | 0  | .500  | .800  | 1  | 0  |
| 1979 | Noreen, Ken       | 27 | 78  | 14 | 25 | .321  | 0  | 6  | 0  | 2  | 37 | .474  | 16  | 0   | 0  | 4  |     | 8  | 20 | 3  | .475  | .949  | 28 | 1  |
| 1977 | Noreen, Kevin     | 2  | 1   | 0  | 0  | .000  | 0  | 0  | 0  | 0  | 0  | .000  | 0   | 0   | 0  | 0  |     | 1  | 0  | 0  | .000  | .000  | 0  | 1  |
| 1978 | Noreen, Kevin     | 12 | 1   | 0  | 0  | .000  | 0  | 0  | 0  | 0  | 0  | .000  | 0   | 0   | 0  | 0  |     | 0  | 0  | 0  | .000  | .000  | 0  | 6  |
| 1979 | Noreen, Kris      | 3  | 3   | 1  | 1  | .333  | 0  | 0  | 0  | 0  | 1  | .333  | 2   | 0   | 0  | 0  |     | 1  | 0  | 0  | .333  | .666  | 3  | 0  |
| 1980 | Noreen, Kris      | 32 | 95  | 19 | 21 | .221  | 0  | 5  | 1  | 0  | 28 | .295  | 16  | 1   | 2  | 4  |     | 13 | 9  | 0  | .283  | .578  | 35 | 5  |
| 1976 | Norton, Tom       | 8  | 6   | 0  | 3  | .500  | 0  | 0  | 0  | 0  | 3  | .500  | 3   | 0   | 0  | 0  |     | 1  | 0  | 0  | .500  | 1.000 | 3  | 1  |
| 1977 | Norton, Tom       | 18 | 51  | 11 | 14 | .275  | 0  | 2  | 0  | 0  | 16 | .314  | 10  | 2   | 0  | 0  |     | 10 | 15 | 0  | .439  | .753  | 21 | 13 |
| 1998 | Nottke, C J       | 27 | 34  | 8  | 9  | .265  | 0  | 2  | 0  | 0  | 11 | .000  | 4   |     | 0  | 2  | 2   | 2  | 7  | 0  | .390  | .390  |    |    |
| 1999 | Nottke, C J       | 30 | 86  | 20 | 25 | .291  |    | 4  | 0  | 3  | 38 | .000  | 23  | 2   | 2  | 1  |     | 15 | 6  | 2  | .344  | .344  | 5  | 2  |



## BHS Single Season: Alphabetical Listing of All Players' Batting Statistics

| YR   | NAME               | G  | AB  | R  | H  | AVG   | GW | 2B | 3B | HR | TB | SLG   | RBI | SAC | SF | SB | ATT | SO | BB | HB    | OBA   | OPS  | OE | E |
|------|--------------------|----|-----|----|----|-------|----|----|----|----|----|-------|-----|-----|----|----|-----|----|----|-------|-------|------|----|---|
| 1975 | Nowicke, Roger     | 9  | 2   | 2  | 0  | .000  | 0  | 0  | 0  | 0  | 0  | .000  | 1   | 0   | 0  | 0  | 1   | 2  | 0  | .500  | .500  | 3    | 0  |   |
| 1976 | Nowicke, Roger     | 13 | 16  | 2  | 1  | .063  | 0  | 0  | 0  | 0  | 1  | .063  | 0   | 0   | 0  | 0  | 5   | 0  | 0  | .063  | .126  | 2    | 1  |   |
| 2020 | Nowicki, R.J.      | 1  | 1   | 0  | 0  | .000  |    | 0  | 0  | 0  | 0  | .000  | 0   | 0   | 0  | 0  | 0   | 0  | 0  | .000  | .000  | 0    | 0  |   |
| 2006 | O'Connell, Brendan | 0  | 0   | 0  | 0  | .000  |    | 0  | 0  | 0  | 0  | .000  | 0   | 0   | 0  | 0  | 0   | 0  | 0  | .000  | .000  |      | 0  |   |
| 2003 | O'Connell, Drew    | 21 | 13  | 5  | 4  | .308  | 0  | 1  | 0  | 1  | 8  | .615  | 4   | 0   | 0  | 1  | 5   | 3  | 0  | .438  | 1.053 |      | 5  |   |
| 2004 | O'Connell, Drew    | 15 | 2   | 1  | 0  | .000  |    | 0  | 0  | 0  | 0  | .000  | 0   | 0   | 0  | 3  | 1   | 2  | 0  | .500  | .500  |      | 1  |   |
| 2010 | O'Connell, John    | 31 | 100 | 23 | 36 | .360  |    | 2  | 1  | 1  | 43 | .430  | 14  | 1   | 0  | 7  | 14  | 17 | 8  | 2     | .418  | .848 |    | 0 |
| 2011 | O'Connell, John    | 30 | 87  | 21 | 30 | .345  |    | 4  | 0  | 3  | 43 | .494  | 19  | 2   | 0  | 8  | 8   | 19 | 9  | 1     | .412  | .906 |    | 3 |
| 2003 | O'Hara, Joe        | 30 | 89  | 23 | 36 | .404  | 0  | 7  | 0  | 5  | 58 | .652  | 33  | 0   | 0  | 4  | 16  | 18 | 0  | .505  | 1.157 |      | 1  |   |
| 2004 | O'Hara, Joe        | 38 | 118 | 29 | 36 | .305  |    | 9  | 1  | 1  | 50 | .424  | 28  | 2   | 1  | 15 | 23  | 20 | 4  | .420  | .844  |      | 5  |   |
| 2002 | O'Malley, Eric     | 15 | 18  | 2  | 6  | .333  |    | 0  | 0  | 0  | 6  | .333  | 2   |     |    |    | 9   | 7  | 3  | .571  | .904  |      | 0  |   |
| 2008 | Oakley, Tim        | 4  | 5   | 1  | 2  | .400  |    | 0  | 0  | 0  | 2  | .400  | 0   | 1   | 0  | 0  | 0   | 5  | 0  | .700  | 1.100 |      |    |   |
| 2009 | Oakley, Tim        | 36 | 119 | 17 | 29 | .244  |    | 2  | 0  | 0  | 31 | .261  | 13  | 4   | 0  | 2  | 23  | 20 | 1  | .357  | .618  |      | 5  |   |
| 2021 | Oberholzer, Seth   | 2  | 1   | 1  | 1  | 1.000 |    | 0  | 0  | 0  | 1  | 1.000 | 0   | 0   | 0  | 0  | 0   | 0  | 0  | 1.000 | 2.000 |      | 0  |   |
| 2006 | Odell, Lee         | 33 | 102 | 14 | 33 | .324  |    | 9  | 0  | 1  | 45 | .441  | 16  | 1   | 1  | 6  | 16  | 12 | 0  | .391  | .832  |      | 16 |   |
| 2007 | Odell, Lee         | 15 | 44  | 7  | 8  | .182  |    | 3  | 0  | 0  | 11 | .250  | 13  |     |    |    | 1   | 5  | 1  | .280  | .530  |      |    |   |
| 1996 | Oliva, Matt        | 26 | 52  | 18 | 18 | .346  | 1  | 2  | 1  | 1  | 25 | .481  | 12  | 0   | 0  | 3  | 5   | 14 | 9  | 0     | .443  | .924 | 29 | 1 |
| 1997 | Oliva, Matt        | 40 | 123 | 32 | 44 | .358  | 5  | 14 | 1  | 3  | 69 | .467  | 27  | 2   | 1  | 6  | 9   | 31 | 13 | 0     | .416  | .883 | 56 | 7 |
| 1995 | Olson, Brian       | 9  | 3   | 0  | 0  | .000  | 0  | 0  | 0  | 0  | 0  | .000  | 0   | 0   | 0  | 0  | 2   | 0  | 1  | .250  | .250  | 0    | 0  |   |
| 1996 | Olson, Brian       | 26 | 57  | 11 | 16 | .281  | 0  | 1  | 2  | 0  | 21 | .368  | 15  | 0   | 2  | 2  | 2   | 12 | 3  | 2     | .328  | .696 | 26 | 0 |
| 1969 | Olson, Dave        | 12 | 15  | 3  | 2  | .133  | 0  | 0  | 0  | 0  | 2  | .133  | 1   | 1   | 0  | 0  | 4   | 1  | 0  | .188  | .321  | 4    | 2  |   |
| 1982 | Orgler, Joe        | 17 | 18  | 7  | 2  | .111  | 0  | 0  | 0  | 0  | 2  | .111  | 0   | 1   | 0  | 0  | 4   | 10 | 1  | .448  | .559  | 7    | 4  |   |
| 2003 | Over, Matt         | 6  | 15  | 3  | 3  | .200  | 0  | 0  | 0  | 0  | 3  | .200  | 1   | 0   | 0  | 0  | 2   | 1  | 2  | .333  | .533  |      | 0  |   |
| 2004 | Over, Matt         | 34 | 84  | 17 | 27 | .321  |    | 7  | 0  | 3  | 43 | .512  | 18  | 1   | 0  | 1  | 15  | 13 | 19 | .509  | 1.021 |      | 3  |   |
| 1997 | Oviatt, Chip       | 1  | 1   | 0  | 0  | .000  | 0  | 0  | 0  | 0  | 0  | .365  | 0   | 0   | 0  | 0  | 0   | 0  | 0  | .000  | .365  | 0    | 0  |   |
| 1998 | Oviatt, Chip       | 29 | 52  | 14 | 19 | .365  | 0  | 3  | 0  | 3  | 31 | .400  | 16  |     | 6  | 1  | 1   | 9  | 8  | 0     | .409  | .809 |    |   |
| 1982 | Oviatt, John       | 5  | 1   | 0  | 0  | .000  | 0  | 0  | 0  | 0  | 0  | .000  | 0   | 0   | 0  | 0  | 1   | 0  | 0  | .000  | .000  | 0    | 1  |   |
| 1980 | Owen, Chip         | 32 | 95  | 23 | 32 | .337  | 0  | 4  | 3  | 3  | 51 | .537  | 28  | 2   | 0  | 6  | 9   | 20 | 0  | .452  | .989  | 48   | 3  |   |
| 1981 | Owen, Chip         | 28 | 81  | 19 | 26 | .321  | 1  | 5  | 0  | 5  | 46 | .568  | 19  | 3   | 3  | 6  | 9   | 11 | 0  | .389  | .957  | 33   | 3  |   |
| 1981 | Owen, Chris        | 9  | 8   | 0  | 0  | .000  | 0  | 0  | 0  | 0  | 0  | .000  | 1   | 0   | 0  | 0  | 7   | 1  | 0  | .111  | .111  | 1    | 1  |   |
| 1982 | Owen, Chris        | 20 | 61  | 13 | 21 | .344  | 0  | 4  | 0  | 3  | 34 | .557  | 18  | 1   | 0  | 0  | 10  | 20 | 0  | .506  | 1.063 | 28   | 7  |   |
| 2017 | Owsley, Mikey      | 9  | 10  | 1  | 4  | .400  |    | 0  | 0  | 0  | 4  | .400  | 5   | 0   | 0  | 0  | 0   | 1  | 1  | 1     | .500  | .900 |    | 0 |
| 2018 | Owsley, Mikey      | 33 | 85  | 15 | 20 | .235  |    | 1  | 1  | 0  | 23 | .271  | 23  | 1   | 1  | 4  | 8   | 15 | 23 | 4     | .416  | .687 | 6  | 1 |
| 2021 | Pallan, Bruno      | 16 | 39  | 10 | 12 | .308  |    | 2  | 0  | 1  | 17 | .436  | 14  | 0   | 0  | 3  | 3   | 5  | 8  | 0     | .426  | .862 | 1  | 3 |

**BHS Single Season: Alphabetical Listing of All Players' Batting Statistics**

| YR   | NAME              | G  | AB  | R  | H  | AVG   | GW | 2B | 3B | HR | TB | SLG   | RBI | SAC | SF | SB | ATT | SO | BB | HB | OBA   | OPS   | OE | E  |
|------|-------------------|----|-----|----|----|-------|----|----|----|----|----|-------|-----|-----|----|----|-----|----|----|----|-------|-------|----|----|
| 2002 | Pantanella, Chris | 0  | 0   | 0  | 0  | .000  |    | 0  | 0  | 0  | 0  | .000  | 0   |     |    |    |     | 0  | 0  | 0  | .000  | .000  |    | 0  |
| 2006 | Parry, Billy      | 2  | 0   | 0  | 0  | .000  |    | 0  | 0  | 0  | 0  | .000  | 0   | 0   | 0  | 0  |     | 0  | 0  | 0  | .000  | .000  |    | 0  |
| 1980 | Pate, Don         | 1  | 1   | 2  | 0  | .000  | 0  | 0  | 0  | 0  | 0  | .000  | 0   | 0   | 0  | 0  |     | 0  | 2  | 0  | .667  | .667  | 2  | 0  |
| 2000 | Payton, Grant     | 12 | 3   | 0  | 1  | .333  |    | 1  | 0  | 0  | 2  | .667  | 1   |     |    |    |     | 1  | 0  | 0  | .333  | 1.000 |    |    |
| 2001 | Payton, Grant     | 14 | 1   | 0  | 0  | .000  |    | 0  | 0  | 0  | 0  | .000  | 0   |     |    | 0  |     | 0  | 1  | 0  | .500  | .500  |    |    |
| 1973 | Pease, Scott      | 3  | 1   | 0  | 1  | 1.000 | 0  | 0  | 0  | 0  | 1  | 1.000 | 0   | 1   | 0  | 0  |     | 0  | 0  | 0  | 1.000 | 2.000 | 0  | 0  |
| 2019 | Pecora, Johnny    | 13 | 13  | 3  | 2  | .154  |    | 1  | 0  | 0  | 3  | .231  | 2   | 0   | 0  | 0  | 0   | 3  | 2  | 0  | .267  | .497  | 1  | 0  |
| 1985 | Pelletiere, Doug  | 4  | 1   | 1  | 1  | 1.000 | 0  | 0  | 0  | 0  | 1  | 1.000 | 0   | 0   | 0  | 0  | 0   | 0  | 0  | 0  | 1.000 | 2.000 | 1  | 0  |
| 1984 | Pena, Carlos      | 1  | 2   | 0  | 1  | .500  | 0  | 1  | 0  | 0  | 2  | 1.000 | 1   | 0   | 0  | 0  | 0   | 0  | 0  | 0  | .500  | 1.500 | 1  | 0  |
| 1985 | Pena, Carlos      | 12 | 17  | 3  | 9  | .529  | 0  | 3  | 0  | 1  | 15 | .882  | 4   | 0   | 0  | 0  | 0   | 0  | 2  | 0  | .579  | 1.461 | 6  | 0  |
| 1971 | Perry, Steve      | 9  | 13  | 1  | 4  | .308  | 0  | 1  | 0  | 0  | 5  | .385  | 4   | 3   | 0  | 0  |     | 2  | 1  | 0  | .357  | .742  | 5  | 3  |
| 1972 | Perry, Steve      | 14 | 27  | 5  | 6  | .222  | 0  | 1  | 0  | 1  | 10 | .370  | 3   | 1   | 0  | 0  |     | 9  | 4  | 0  | .323  | .693  | 7  | 4  |
| 2018 | Peters, Andrew    | 1  | 0   | 0  | 0  | .000  |    | 0  | 0  | 0  | 0  | .000  | 0   | 0   | 0  | 0  | 0   | 0  | 0  | 0  | .000  | .000  | 0  | 0  |
| 2013 | Petersen, Jake    | 32 | 89  | 15 | 27 | .303  |    | 4  | 0  | 0  | 31 | .348  | 11  | 2   |    |    |     | 25 | 11 | 2  | .392  | .740  |    | 2  |
| 2014 | Petersen, Jake    | 37 | 123 | 15 | 47 | .382  |    | 13 | 1  | 2  | 68 | .553  | 23  | 0   | 3  | 2  | 2   | 9  | 10 | 6  | .444  | .997  | 4  | 4  |
| 2015 | Petersen, Jake    | 32 | 104 | 18 | 38 | .365  |    | 8  | 2  | 1  | 53 | .510  | 19  | 1   | 1  | 1  | 1   | 8  | 10 | 6  | .446  | .956  | 7  | 5  |
| 2019 | Petersen, Rayth   | 36 | 107 | 41 | 37 | .346  |    | 8  | 0  | 0  | 45 | .421  | 22  | 1   | 2  | 9  | 10  | 15 | 24 | 5  | .478  | .899  | 3  | 10 |
| 1991 | Peterson, Chris   | 4  | 3   | 1  | 1  | .333  | 0  | 0  | 0  | 0  | 1  | .333  | 0   | 0   | 0  | 0  | 0   | 1  | 1  | 0  | .500  | .833  | 1  | 0  |
| 1993 | Peterson, Matt    | 30 | 72  | 12 | 22 | .306  | 3  | 2  | 0  | 1  | 27 | .375  | 8   | 0   | 0  | 0  | 1   | 12 | 10 | 2  | .405  | .780  | 19 | 4  |
| 1977 | Peterson, Steve   | 3  | 11  | 2  | 3  | .273  | 0  | 0  | 0  | 0  | 3  | .273  | 0   | 0   | 0  | 0  |     | 1  | 3  | 0  | .429  | .702  | 2  | 1  |
| 1978 | Peterson, Steve   | 29 | 69  | 16 | 21 | .304  | 0  | 1  | 0  | 3  | 31 | .449  | 26  | 5   | 0  | 4  |     | 6  | 14 | 0  | .422  | .871  | 39 | 2  |
| 1979 | Pfeiffer, Dan     | 9  | 23  | 4  | 5  | .217  | 0  | 0  | 1  | 0  | 7  | .304  | 3   | 0   | 0  | 1  |     | 3  | 3  | 0  | .308  | .612  | 7  | 2  |
| 1980 | Pfeiffer, Dan     | 30 | 90  | 23 | 28 | .311  | 0  | 3  | 1  | 1  | 36 | .400  | 20  | 1   | 0  | 7  |     | 9  | 12 | 0  | .392  | .792  | 42 | 8  |
| 2013 | Pfeiffer, Mitch   | 34 | 112 | 36 | 45 | .402  |    | 7  | 3  | 0  | 58 | .518  | 13  | 6   |    | 25 | 27  | 19 | 13 | 3  | .477  | .995  |    | 2  |
| 2014 | Pfeiffer, Mitch   | 37 | 124 | 37 | 47 | .379  |    | 7  | 0  | 1  | 57 | .460  | 19  | 2   | 0  | 29 | 31  | 21 | 23 | 2  | .483  | .943  | 1  | 2  |
| 2015 | Pfeiffer, Mitch   | 34 | 113 | 40 | 37 | .327  |    | 5  | 1  | 2  | 50 | .442  | 13  | 4   | 1  | 13 | 16  | 21 | 14 | 1  | .403  | .846  | 9  | 3  |
| 1996 | Phillips, Ryan    | 4  | 2   | 1  | 0  | .000  | 0  | 0  | 0  | 0  | 0  | .000  | 0   | 0   | 0  | 0  | 0   | 1  | 0  | 0  | .000  | .000  | 1  | 0  |
| 1989 | Phillips, Vince   | 2  | 2   | 0  | 0  | .000  | 0  | 0  | 0  | 0  | 0  | .000  | 0   | 0   | 0  | 0  | 0   | 0  | 0  | 0  | .000  | .000  | 1  | 0  |
| 2001 | Pierce, Jason     | 35 | 97  | 24 | 24 | .247  |    | 2  | 0  | 0  | 26 | .268  | 18  |     |    | 0  |     | 36 | 20 | 0  | .376  | .644  |    |    |
| 2002 | Pierce, Jason     | 25 | 77  | 11 | 19 | .247  |    | 1  | 0  | 0  | 20 | .260  | 4   |     |    |    |     | 27 | 10 | 0  | .333  | .593  |    | 20 |
| 1992 | Piersanti, Frank  | 7  | 7   | 2  | 0  | .000  | 0  | 0  | 0  | 0  | 0  | .000  | 0   | 0   | 0  | 0  | 0   | 3  | 2  | 0  | .222  | .222  | 2  | 2  |
| 2012 | Pietrzak, Matt    | 0  | 0   | 0  | 0  | .000  |    | 0  | 0  | 0  | 0  | .000  | 0   | 0   | 0  | 0  | 0   | 0  | 0  | 0  | .000  | .000  |    | 0  |
| 1975 | Pinckley, Steve   | 1  | 1   | 0  | 0  | .000  | 0  | 0  | 0  | 0  | 0  | .000  | 0   | 0   | 0  | 0  |     | 1  | 0  | 0  | .000  | .000  | 0  | 0  |
| 1987 | Plaskas, Brett    | 35 | 107 | 34 | 43 | .402  | 2  | 7  | 1  | 0  | 52 | .486  | 23  | 2   | 0  | 16 | 20  | 12 | 13 | 0  | .467  | .953  | 57 | 9  |

## BHS Single Season: Alphabetical Listing of All Players' Batting Statistics

| YR   | NAME              | G  | AB  | R  | H  | AVG  | GW | 2B | 3B | HR | TB  | SLG   | RBI | SAC | SF | SB | ATT | SO | BB | HB | OBA  | OPS   | OE | E  |
|------|-------------------|----|-----|----|----|------|----|----|----|----|-----|-------|-----|-----|----|----|-----|----|----|----|------|-------|----|----|
| 1988 | Plaskas, Brett    | 35 | 130 | 40 | 40 | .308 | 0  | 2  | 1  | 0  | 44  | .338  | 20  | 1   | 1  | 36 | 37  | 14 | 9  | 1  | .355 | .693  | 60 | 15 |
| 2019 | Podlesnik, Johnny | 20 | 39  | 7  | 12 | .308 |    | 1  | 0  | 1  | 16  | .410  | 6   | 0   | 0  | 5  | 5   | 9  | 5  | 2  | .413 | .823  | 0  | 0  |
| 1966 | Pohlman, Bud      | 6  | 5   | 2  | 0  | .000 | 0  | 0  | 0  | 0  | 0   | .000  | 0   | 0   | 0  | 0  |     | 3  | 2  | 0  | .286 | .286  | 2  | 0  |
| 1967 | Pohlman, Bud      | 25 | 64  | 0  | 18 | .281 | 0  | 8  | 0  | 0  | 26  | .406  |     | 0   | 0  | 0  |     |    |    | 0  | .281 | .687  | 0  | 0  |
| 1997 | Pohlman, Dan      | 14 | 22  | 6  | 5  | .227 | 0  | 2  | 0  | 0  | 7   | .271  | 3   | 0   | 0  | 0  | 0   | 5  | 3  | 0  | .320 | .591  | 11 | 4  |
| 1998 | Pohlman, Dan      | 40 | 119 | 35 | 49 | .412 | 4  | 8  | 1  | 10 | 89  | .222  | 44  |     | 0  | 2  | 3   | 15 | 14 | 2  | .481 | .703  |    |    |
| 1999 | Pohlman, Dan      | 35 | 99  | 42 | 43 | .434 |    | 9  | 2  | 11 | 89  | .899  | 53  | 0   | 3  | 0  |     | 14 | 19 | 3  | .524 | 1.423 | 4  | 3  |
| 2000 | Pohlman, Dan      | 37 | 104 | 49 | 53 | .510 |    | 10 | 1  | 14 | 107 | 1.029 | 51  |     |    |    |     | 8  | 31 | 2  | .628 | 1.657 |    |    |
| 1969 | Pohlman, Steve    | 18 | 37  | 5  | 12 | .324 | 0  | 1  | 0  | 0  | 13  | .351  | 6   | 2   | 0  | 1  |     | 7  | 5  | 0  | .405 | .756  | 11 | 0  |
| 1970 | Pohlman, Steve    | 18 | 19  | 3  | 4  | .211 | 0  | 2  | 0  | 0  | 6   | .316  | 7   | 2   | 0  | 0  |     | 4  | 4  | 0  | .348 | .664  | 10 | 1  |
| 2011 | Poidomani, Macray | 26 | 85  | 18 | 25 | .294 |    | 2  | 0  | 0  | 27  | .318  | 9   | 0   | 0  | 2  | 3   | 11 | 13 | 1  | .394 | .712  |    | 4  |
| 2012 | Poidomani, Macray | 33 | 110 | 24 | 38 | .345 |    | 8  | 0  | 3  | 55  | .500  | 17  | 1   | 1  | 4  | 5   | 11 | 9  | 5  | .416 | .916  |    | 4  |
| 2013 | Poidomani, Macray | 34 | 103 | 18 | 29 | .282 |    | 5  | 0  | 1  | 37  | .359  | 19  | 4   |    |    |     | 10 | 9  | 4  | .362 | .721  |    | 1  |
| 1990 | Pollack, Brian    | 14 | 45  | 14 | 15 | .333 | 0  | 2  | 0  | 1  | 20  | .444  | 1   | 0   | 0  | 4  | 4   | 5  | 7  | 2  | .444 | .888  | 14 | 1  |
| 1991 | Pollack, Brian    | 29 | 86  | 20 | 23 | .267 | 3  | 2  | 3  | 0  | 31  | .360  | 15  | 3   | 1  | 9  | 11  | 7  | 7  | 1  | .326 | .686  | 35 | 5  |
| 1992 | Pollack, Brian    | 32 | 104 | 29 | 40 | .385 | 2  | 12 | 1  | 2  | 60  | .577  | 19  | 4   | 3  | 16 | 22  | 8  | 13 | 0  | .442 | 1.019 | 46 | 5  |
| 1999 | Pollack, Chris    | 7  | 12  | 0  | 4  | .333 |    | 0  | 0  | 0  | 4   | .333  | 1   | 0   | 0  | 0  |     | 4  | 1  | 0  | .385 | .718  | 0  | 0  |
| 1990 | Pollack, Wally    | 25 | 62  | 10 | 21 | .339 | 1  | 3  | 0  | 0  | 24  | .387  | 8   | 1   | 0  | 0  | 0   | 5  | 5  | 2  | .406 | .793  | 18 | 0  |
| 1997 | Porsche, Mark     | 7  | 3   | 4  | 1  | .333 | 0  | 0  | 0  | 0  | 1   | .406  | 0   | 0   | 0  | 1  | 1   | 0  | 1  | 0  | .500 | .906  | 4  | 0  |
| 1982 | Porter, Stu       | 2  | 3   | 1  | 1  | .333 | 0  | 0  | 0  | 0  | 1   | .333  | 0   | 0   | 0  | 0  |     | 0  | 0  | 0  | .333 | .666  | 1  | 0  |
| 1983 | Porter, Stu       | 27 | 78  | 14 | 18 | .231 | 0  | 3  | 1  | 1  | 26  | .333  | 18  | 7   | 0  | 1  |     | 14 | 5  | 0  | .277 | .610  | 31 | 4  |
| 1972 | Possehl, Bill     | 2  | 3   | 0  | 1  | .333 | 0  | 0  | 0  | 0  | 1   | .333  | 1   | 0   | 0  | 0  |     | 1  | 0  | 0  | .333 | .666  | 1  | 0  |
| 1991 | Post, Mark        | 34 | 92  | 13 | 25 | .272 | 1  | 7  | 0  | 2  | 38  | .413  | 25  | 0   | 0  | 2  | 4   | 16 | 8  | 5  | .362 | .775  | 36 | 15 |
| 1992 | Post, Mark        | 29 | 89  | 17 | 26 | .292 | 2  | 4  | 2  | 1  | 37  | .416  | 16  | 4   | 1  | 2  | 3   | 18 | 6  | 1  | .340 | .756  | 32 | 15 |
| 2013 | Powell, Brad      | 1  | 0   | 1  | 0  | .000 |    | 0  | 0  | 0  | 0   | .000  | 0   | 0   |    |    |     | 0  | 0  | 0  | .000 | .000  |    |    |
| 1988 | Pratz, Wade       | 1  | 0   | 0  | 0  | .000 | 0  | 0  | 0  | 0  | 0   | .000  | 0   | 0   | 0  | 0  | 0   | 0  | 0  | 0  | .000 | .000  | 0  | 0  |
| 1977 | Proska, Bill      | 22 | 50  | 7  | 12 | .240 | 0  | 0  | 0  | 0  | 12  | .240  | 6   | 1   | 0  | 4  |     | 10 | 10 | 1  | .377 | .617  | 13 | 7  |
| 1978 | Proska, Bill      | 29 | 79  | 19 | 29 | .367 | 0  | 3  | 2  | 0  | 36  | .456  | 17  | 2   | 0  | 0  |     | 5  | 11 | 1  | .451 | .907  | 36 | 11 |
| 1974 | Proska, Mike      | 28 | 61  | 13 | 18 | .295 | 0  | 4  | 1  | 0  | 24  | .393  | 12  | 1   | 0  | 8  |     | 17 | 12 | 0  | .411 | .804  | 25 | 10 |
| 1975 | Proska, Mike      | 31 | 88  | 25 | 31 | .352 | 0  | 3  | 1  | 0  | 36  | .409  | 11  | 0   | 0  | 10 |     | 11 | 9  | 0  | .412 | .821  | 36 | 8  |
| 2014 | Quade, Nathan     | 13 | 3   | 7  | 0  | .000 |    | 0  | 0  | 0  | 0   | .000  | 0   | 0   | 0  | 0  | 0   | 2  | 0  | 0  | .000 | .000  | 0  | 0  |
| 1993 | Quinn, Brian      | 1  | 3   | 1  | 0  | .000 | 0  | 0  | 0  | 0  | 0   | .000  | 0   | 0   | 0  | 0  | 0   | 0  | 0  | 0  | .000 | .000  | 1  | 0  |
| 1991 | Radosh, Ryan      | 11 | 11  | 1  | 5  | .455 | 0  | 0  | 0  | 0  | 5   | .455  | 1   | 0   | 1  | 0  | 0   | 2  | 3  | 0  | .533 | .988  | 2  | 3  |
| 1992 | Radosh, Ryan      | 30 | 91  | 14 | 36 | .396 | 4  | 14 | 0  | 0  | 50  | .549  | 14  | 2   | 1  | 2  | 2   | 10 | 5  | 0  | .423 | .972  | 28 | 6  |

## BHS Single Season: Alphabetical Listing of All Players' Batting Statistics

| YR   | NAME             | G  | AB  | R  | H  | AVG  | GW | 2B | 3B | HR | TB | SLG  | RBI | SAC | SF | SB | ATT | SO | BB | HB | OBA  | OPS   | OE | E  |
|------|------------------|----|-----|----|----|------|----|----|----|----|----|------|-----|-----|----|----|-----|----|----|----|------|-------|----|----|
| 2015 | Raider, Chris    | 22 | 1   | 10 | 0  | .000 |    | 0  | 0  | 0  | 0  | .000 | 0   | 0   | 0  | 0  | 1   | 1  | 0  | 0  | .000 | .000  | 0  | 0  |
| 1999 | Ramirez, Felix   | 4  | 3   | 1  | 1  | .333 |    | 0  | 0  | 0  | 1  | .333 | 1   | 0   | 0  | 0  |     | 2  | 2  | 0  | .600 | .933  | 0  | 1  |
| 2000 | Ramirez, Rogelio | 0  | 0   | 0  | 0  | .000 |    | 0  | 0  | 0  | 0  | .000 | 0   |     |    |    |     | 0  | 0  | 0  | .000 | .000  |    |    |
| 2001 | Ramirez, Rogelio | 11 | 3   | 0  | 0  | .000 |    | 0  | 0  | 0  | 0  | .000 | 0   |     |    | 0  |     | 0  | 0  | 0  | .000 | .000  |    |    |
| 2021 | Rasmussen, Mason | 23 | 63  | 3  | 20 | .317 |    | 2  | 0  | 0  | 22 | .349 | 7   | 2   | 0  | 1  | 1   | 11 | 8  | 2  | .411 | .760  | 5  | 2  |
| 1993 | Rasmussen, Steve | 17 | 23  | 8  | 6  | .261 | 1  | 1  | 0  | 0  | 7  | .304 | 3   | 0   | 1  | 0  | 0   | 5  | 4  | 0  | .357 | .661  | 11 | 0  |
| 1994 | Rasmussen, Steve | 32 | 49  | 6  | 11 | .224 | 3  | 4  | 0  | 0  | 15 | .306 | 6   | 0   | 1  | 0  | 1   | 5  | 8  | 0  | .328 | .634  | 12 | 5  |
| 2009 | Rathman, Paul    | 0  | 0   | 0  | 0  | .000 |    | 0  | 0  | 0  | 0  | .000 | 0   | 0   | 0  | 0  |     | 0  | 0  | 0  | .000 | .000  |    | 0  |
| 2010 | Rathman, Paul    | 11 | 24  | 2  | 6  | .250 |    | 1  | 0  | 0  | 7  | .292 | 5   | 0   | 0  | 0  | 0   | 8  | 4  | 1  | .379 | .671  |    | 3  |
| 1986 | Raymond, Doug    | 13 | 19  | 5  | 9  | .474 | 1  | 2  | 0  | 2  | 17 | .895 | 4   | 0   | 0  | 0  | 0   | 2  | 2  | 1  | .545 | 1.440 | 7  | 0  |
| 1987 | Raymond, Doug    | 35 | 77  | 15 | 26 | .338 | 0  | 4  | 1  | 2  | 38 | .494 | 19  | 1   | 1  | 1  | 1   | 16 | 5  | 1  | .381 | .875  | 32 | 4  |
| 1988 | Raymond, Joe     | 2  | 1   | 0  | 0  | .000 | 0  | 0  | 0  | 0  | 0  | .000 | 0   | 0   | 0  | 0  | 0   | 0  | 0  | 0  | .000 | .000  | 0  | 0  |
| 1989 | Raymond, Joe     | 16 | 19  | 8  | 6  | .316 | 0  | 0  | 0  | 0  | 6  | .316 | 5   | 0   | 0  | 2  | 2   | 5  | 0  | 0  | .316 | .632  | 13 | 3  |
| 2018 | Raynor, Max      | 15 | 15  | 4  | 5  | .333 |    | 0  | 0  | 0  | 5  | .333 | 2   | 0   | 0  | 0  | 0   | 0  | 1  | 0  | .375 | .708  | 2  | 0  |
| 2019 | Raynor, Max      | 31 | 87  | 26 | 30 | .345 |    | 5  | 0  | 3  | 44 | .506 | 20  | 2   | 2  | 7  | 8   | 24 | 7  | 4  | .410 | .916  | 7  | 3  |
| 2003 | Redpath, Chris   | 10 | 28  | 2  | 4  | .143 | 0  | 1  | 0  | 0  | 5  | .179 | 1   | 0   | 0  | 0  |     | 6  | 2  | 0  | .200 | .379  |    | 3  |
| 2004 | Redpath, Chris   | 11 | 26  | 2  | 4  | .154 |    | 1  | 0  | 0  | 5  | .192 | 6   | 1   | 0  | 0  |     | 5  | 1  | 0  | .185 | .377  |    | 1  |
| 2010 | Redpath, Max     | 18 | 55  | 3  | 16 | .291 |    | 0  | 0  | 0  | 16 | .291 | 4   | 0   | 1  | 0  | 0   | 8  | 1  | 0  | .298 | .589  |    | 4  |
| 2011 | Redpath, Max     | 27 | 72  | 11 | 17 | .236 |    | 1  | 0  | 0  | 18 | .250 | 6   | 0   | 1  | 0  | 0   | 17 | 1  | 3  | .273 | .523  |    | 5  |
| 2012 | Redpath, Max     | 33 | 96  | 16 | 32 | .333 |    | 10 | 0  | 1  | 45 | .469 | 13  | 0   | 0  | 0  | 0   | 9  | 7  | 5  | .407 | .876  |    | 10 |
| 1970 | Reed, Glenn      | 9  | 12  | 3  | 4  | .333 | 0  | 0  | 0  | 0  | 4  | .333 | 2   | 0   | 0  | 0  |     | 2  | 1  | 0  | .385 | .718  | 5  | 0  |
| 1971 | Reed, Glenn      | 18 | 57  | 18 | 20 | .351 | 0  | 1  | 1  | 1  | 26 | .456 | 17  | 1   | 0  | 0  |     | 9  | 17 | 4  | .526 | .982  | 34 | 1  |
| 1994 | Rengel, Nick     | 8  | 5   | 0  | 2  | .400 | 0  | 0  | 1  | 0  | 4  | .800 | 1   | 0   | 0  | 0  | 0   | 2  | 0  | 0  | .400 | 1.200 | 1  | 2  |
| 1995 | Rengel, Nick     | 24 | 44  | 10 | 12 | .273 | 0  | 3  | 0  | 0  | 15 | .341 | 5   | 1   | 0  | 0  | 0   | 6  | 6  | 0  | .360 | .701  | 15 | 5  |
| 1996 | Rengel, Nick     | 37 | 111 | 28 | 48 | .432 | 3  | 12 | 0  | 3  | 69 | .622 | 27  | 1   | 0  | 0  | 0   | 16 | 14 | 2  | .504 | 1.126 | 42 | 13 |
| 1969 | Rice, Bob        | 7  | 10  | 0  | 0  | .000 | 0  | 0  | 0  | 0  | 0  | .000 | 0   | 1   | 0  | 0  |     | 1  | 1  | 0  | .091 | .091  | 0  | 0  |
| 1973 | Rife, Tim        | 31 | 106 | 31 | 29 | .274 | 0  | 8  | 3  | 1  | 46 | .434 | 8   | 1   | 0  | 17 |     | 28 | 11 | 1  | .347 | .781  | 38 | 11 |
| 1974 | Rife, Tim        | 30 | 103 | 42 | 38 | .369 | 0  | 7  | 2  | 0  | 49 | .476 | 14  | 2   | 0  | 25 |     | 19 | 16 | 3  | .467 | .943  | 56 | 15 |
| 1998 | Rische Christian | 1  | 1   | 0  | 0  | .000 | 0  | 0  | 0  | 0  | 0  | .192 | 0   |     | 0  | 0  | 0   | 0  | 0  | 0  | .000 | .192  |    |    |
| 1999 | Rische Christian | 3  | 0   | 0  | 0  | .000 |    | 0  | 0  | 0  | 0  | .000 | 0   | 0   | 0  | 0  |     | 0  | 0  | 0  | .000 | .000  | 0  | 0  |
| 2006 | Rische, Clay     | 7  | 0   | 0  | 0  | .000 |    | 0  | 0  | 0  | 0  | .000 | 0   | 1   | 0  | 0  |     | 0  | 0  | 0  | .000 | .000  |    | 1  |
| 1987 | Ritchie, Branden | 1  | 0   | 0  | 0  | .000 | 0  | 0  | 0  | 0  | 0  | .000 | 0   | 0   | 0  | 0  | 0   | 0  | 0  | 0  | .000 | .000  | 0  | 1  |
| 1988 | Ritchie, Branden | 9  | 2   | 0  | 0  | .000 | 0  | 0  | 0  | 0  | 0  | .000 | 0   | 0   | 0  | 0  | 0   | 0  | 0  | 0  | .000 | .000  | 0  | 1  |
| 2000 | Ritter, Aaron    | 31 | 91  | 15 | 25 | .275 |    | 5  | 0  | 1  | 33 | .363 | 15  |     |    |    |     | 18 | 7  | 1  | .333 | .696  |    |    |

## BHS Single Season: Alphabetical Listing of All Players' Batting Statistics

| YR   | NAME             | G  | AB | R  | H  | AVG   | GW | 2B | 3B | HR | TB | SLG   | RBI | SAC | SF | SB | ATT | SO | BB | HB | OBA   | OPS   | OE | E |
|------|------------------|----|----|----|----|-------|----|----|----|----|----|-------|-----|-----|----|----|-----|----|----|----|-------|-------|----|---|
| 1987 | Ritter, Drew     | 12 | 14 | 2  | 3  | .214  | 0  | 1  | 0  | 0  | 4  | .286  | 2   | 0   | 2  | 0  | 0   | 6  | 1  | 1  | .278  | .564  | 4  | 1 |
| 1988 | Rives, Steve     | 28 | 26 | 10 | 5  | .192  | 0  | 0  | 0  | 1  | 8  | .308  | 3   | 2   | 0  | 4  | 5   | 6  | 1  | 2  | .276  | .584  | 12 | 2 |
| 1989 | Rives, Steve     | 33 | 98 | 28 | 23 | .235  | 0  | 3  | 1  | 1  | 31 | .316  | 13  | 1   | 1  | 28 | 35  | 19 | 23 | 2  | .387  | .703  | 40 | 5 |
| 1990 | Robbins, Tim     | 1  | 0  | 1  | 0  | .000  | 0  | 0  | 0  | 0  | 0  | .000  | 0   | 0   | 0  | 0  | 0   | 0  | 0  | 0  | .000  | .000  | 1  | 0 |
| 1969 | Robertson, Clyde | 11 | 17 | 6  | 2  | .118  | 0  | 0  | 0  | 0  | 2  | .118  | 2   | 1   | 0  | 1  |     | 7  | 2  | 1  | .250  | .368  | 8  | 3 |
| 1966 | Robey, Rich      | 1  | 1  | 1  | 1  | 1.000 | 0  | 0  | 0  | 0  | 1  | 1.000 | 0   | 0   | 0  | 0  |     | 0  | 0  | 0  | 1.000 | 2.000 | 1  | 0 |
| 2015 | Rochwick, Austin | 13 | 23 | 4  | 7  | .304  |    | 1  | 0  | 0  | 8  | .348  | 6   | 0   | 0  | 2  | 2   | 3  | 1  | 3  | .407  | .755  | 0  | 0 |
| 2002 | Rodgers, Kyle    | 4  | 3  | 1  | 0  | .000  |    | 0  | 0  | 0  | 0  | .000  | 0   |     |    |    |     | 2  | 0  | 0  | .000  | .000  |    | 0 |
| 2003 | Rodgers, Kyle    | 6  | 4  | 1  | 1  | .250  | 0  | 0  | 0  | 0  | 1  | .250  | 0   | 0   | 0  | 0  |     | 1  | 1  | 0  | .400  | .650  |    | 0 |
| 1987 | Rodsky, Steve    | 15 | 8  | 3  | 2  | .250  | 0  | 0  | 1  | 0  | 4  | .500  | 3   | 0   | 0  | 0  | 0   | 2  | 2  | 0  | .400  | .900  | 6  | 0 |
| 1988 | Rodsky, Steve    | 30 | 39 | 6  | 11 | .282  | 0  | 1  | 0  | 0  | 12 | .308  | 8   | 3   | 0  | 3  | 4   | 4  | 4  | 1  | .364  | .672  | 14 | 3 |
| 1970 | Roesslein, Mike  | 26 | 72 | 23 | 25 | .347  | 0  | 6  | 1  | 1  | 36 | .500  | 23  | 4   | 0  | 12 |     | 7  | 12 | 1  | .447  | .947  | 45 | 6 |
| 1971 | Roesslein, Mike  | 30 | 99 | 29 | 49 | .495  | 0  | 5  | 6  | 2  | 72 | .727  | 43  | 5   | 0  | 6  |     | 5  | 6  | 2  | .533  | 1.260 | 70 | 7 |
| 2009 | Rogers, Chris    | 1  | 0  | 0  | 0  | .000  |    | 0  | 0  | 0  | 0  | .000  | 0   | 0   | 0  | 0  |     | 0  | 0  | 0  | .000  | .000  |    | 1 |
| 2010 | Rogers, Chris    | 10 | 2  | 0  | 0  | .000  |    | 0  | 0  | 0  | 0  | .000  | 0   | 0   | 0  | 0  | 0   | 2  | 0  | 0  | .000  | .000  |    | 0 |
| 2011 | Rogers, Jon      | 2  | 0  | 0  | 0  | .000  |    | 0  | 0  | 0  | 0  | .000  | 0   | 0   | 0  | 0  | 0   | 0  | 0  | 0  | .000  | .000  |    | 1 |
| 2012 | Rogers, Jon      | 2  | 0  | 0  | 0  | .000  |    | 0  | 0  | 0  | 0  | .000  | 0   | 0   | 0  | 0  | 0   | 0  | 0  | 0  | .000  | .000  |    | 2 |
| 1984 | Rohn, Eric       | 3  | 3  | 0  | 0  | .000  | 0  | 0  | 0  | 0  | 0  | .000  | 0   | 0   | 0  | 0  | 0   | 1  | 0  | 0  | .000  | .000  | 0  | 0 |
| 1985 | Rohn, Eric       | 18 | 28 | 5  | 8  | .286  | 1  | 2  | 0  | 0  | 10 | .357  | 5   | 0   | 0  | 1  | 1   | 8  | 6  | 1  | .429  | .786  | 10 | 4 |
| 2003 | Romozzi, Gino    | 1  | 1  | 1  | 1  | 1.000 | 0  | 0  | 0  | 0  | 1  | 1.000 | 0   | 0   | 0  | 0  |     | 0  | 0  | 0  | 1.000 | 2.000 |    | 0 |
| 2017 | Rosales, Juan    | 1  | 1  | 0  | 0  | .000  |    | 0  | 0  | 0  | 0  | .000  | 0   | 0   | 0  | 0  | 0   | 1  | 0  | 0  | .000  | .000  |    | 0 |
| 2016 | Rose, Alex       | 8  | 0  | 2  | 0  | .000  |    | 0  | 0  | 0  | 0  | .000  | 0   | 0   | 0  | 2  | 2   | 0  | 0  | 0  | .000  | .000  | 0  | 0 |
| 2017 | Rose, Alex       | 12 | 15 | 3  | 2  | .133  |    | 0  | 0  | 0  | 2  | .133  | 1   | 1   | 0  | 1  | 1   | 8  | 1  | 0  | .188  | .321  |    | 1 |
| 1990 | Ross, Todd       | 24 | 27 | 7  | 5  | .185  | 0  | 1  | 0  | 0  | 6  | .222  | 3   | 1   | 0  | 0  | 0   | 5  | 5  | 0  | .313  | .535  | 10 | 0 |
| 1991 | Ross, Todd       | 33 | 82 | 31 | 23 | .280  | 2  | 8  | 0  | 0  | 31 | .378  | 14  | 3   | 1  | 8  | 9   | 17 | 20 | 2  | .429  | .807  | 45 | 3 |
| 2006 | Rudnicki, Chris  | 22 | 52 | 6  | 11 | .212  |    | 1  | 0  | 0  | 12 | .231  | 3   | 0   | 1  | 0  |     | 11 | 5  | 0  | .276  | .507  |    | 0 |
| 2007 | Rudnicki, Chris  | 21 | 49 | 10 | 12 | .245  |    | 0  | 1  | 0  | 14 | .286  | 7   |     |    |    |     | 8  | 4  | 2  | .327  | .613  |    |   |
| 1982 | Ruer, Bob        | 10 | 7  | 3  | 1  | .143  | 0  | 0  | 0  | 0  | 1  | .143  | 0   | 0   | 0  | 0  |     | 3  | 1  | 1  | .333  | .476  | 3  | 8 |
| 1970 | Rusch, Scott     | 15 | 19 | 1  | 3  | .158  | 0  | 0  | 0  | 0  | 3  | .158  | 2   | 0   | 0  | 0  |     | 3  | 0  | 0  | .158  | .316  | 3  | 0 |
| 1971 | Rusch, Scott     | 29 | 96 | 34 | 30 | .313  | 0  | 3  | 1  | 1  | 38 | .396  | 14  | 3   | 0  | 1  |     | 13 | 14 | 0  | .400  | .796  | 47 | 3 |
| 1993 | Russotiesi, Sal  | 9  | 9  | 1  | 2  | .222  | 0  | 0  | 0  | 0  | 2  | .222  | 1   | 0   | 0  | 0  | 0   | 2  | 2  | 0  | .364  | .586  | 2  | 1 |
| 1994 | Russotiesi, Sal  | 10 | 17 | 4  | 5  | .294  | 0  | 1  | 0  | 0  | 6  | .353  | 4   | 0   | 0  | 0  | 0   | 0  | 1  | 2  | .400  | .753  | 8  | 0 |
| 1976 | Ryckman, Kurt    | 6  | 0  | 0  | 0  | .000  | 0  | 0  | 0  | 0  | 0  | .000  | 0   | 0   | 0  | 0  |     | 0  | 0  | 0  | .000  | .000  | 0  | 3 |
| 1977 | Ryckman, Kurt    | 10 | 5  | 1  | 1  | .200  | 0  | 0  | 0  | 0  | 1  | .200  | 0   | 0   | 0  | 0  |     | 0  | 0  | 0  | .200  | .400  | 1  | 2 |

**BHS Single Season: Alphabetical Listing of All Players' Batting Statistics**

| YR   | NAME                | G  | AB  | R  | H  | AVG  | GW | 2B | 3B | HR | TB | SLG  | RBI | SAC | SF | SB | ATT | SO | BB | HB   | OBA  | OPS   | OE | E  |
|------|---------------------|----|-----|----|----|------|----|----|----|----|----|------|-----|-----|----|----|-----|----|----|------|------|-------|----|----|
| 2002 | Salzenstein, Collin | 8  | 31  | 3  | 8  | .258 |    | 2  | 0  | 0  | 10 | .323 | 2   |     |    |    | 1   | 0  | 0  | .258 | .581 |       | 1  |    |
| 2003 | Salzenstein, Collin | 30 | 100 | 36 | 41 | .410 | 0  | 5  | 2  | 0  | 50 | .500 | 18  | 1   | 1  | 11 |     | 4  | 14 | 0    | .478 | .978  |    | 7  |
| 2004 | Salzenstein, Collin | 38 | 137 | 34 | 54 | .394 |    | 6  | 1  | 0  | 62 | .453 | 21  | 1   | 2  | 16 |     | 2  | 11 | 0    | .433 | .886  |    | 17 |
| 1989 | Sander, Matt        | 10 | 0   | 0  | 0  | .000 | 0  | 0  | 0  | 0  | 0  | .000 | 0   | 0   | 0  | 0  | 0   | 0  | 0  | 0    | .000 | .000  | 0  | 0  |
| 1990 | Sander, Matt        | 32 | 45  | 6  | 11 | .244 | 1  | 4  | 0  | 0  | 15 | .333 | 7   | 0   | 0  | 0  | 1   | 6  | 4  | 1    | .320 | .653  | 13 | 12 |
| 2005 | Sandoval, Javier    | 7  | 7   | 2  | 1  | .143 |    | 0  | 0  | 0  | 1  | .143 | 2   | 0   | 0  | 0  |     | 2  | 1  | 0    | .250 | .393  |    | 1  |
| 1998 | Sansone, Jeff       | 22 | 12  | 6  | 4  | .333 | 0  | 1  | 1  | 0  | 7  | .643 | 1   |     | 0  | 0  | 0   | 4  | 1  | 0    | .385 | 1.028 |    |    |
| 1999 | Sansone, Jeff       | 33 | 91  | 22 | 27 | .297 |    | 7  | 0  | 1  | 37 | .407 | 14  | 2   | 0  | 3  |     | 15 | 9  | 2    | .373 | .780  | 2  | 11 |
| 2002 | Santiago, Josh      | 7  | 9   | 0  | 1  | .111 |    | 1  | 0  | 0  | 2  | .222 | 0   |     |    |    | 4   | 1  | 0  | .200 | .422 |       | 1  |    |
| 2003 | Santiago, Josh      | 12 | 27  | 5  | 9  | .333 | 0  | 3  | 0  | 1  | 15 | .556 | 8   | 0   | 0  | 0  |     | 4  | 3  | 1    | .419 | .975  |    | 4  |
| 1969 | Sass, Chuck         | 21 | 48  | 4  | 11 | .229 | 0  | 3  | 1  | 0  | 16 | .333 | 8   | 2   | 0  | 0  |     | 10 | 7  | 1    | .339 | .672  | 12 | 6  |
| 1989 | Savacool, Scott     | 7  | 6   | 0  | 0  | .000 | 0  | 0  | 0  | 0  | 0  | .000 | 0   | 0   | 0  | 0  | 0   | 2  | 0  | 0    | .000 | .000  | 1  | 1  |
| 1990 | Savacool, Scott     | 27 | 65  | 9  | 23 | .354 | 0  | 7  | 0  | 0  | 30 | .462 | 13  | 2   | 0  | 0  | 1   | 15 | 7  | 1    | .425 | .887  | 22 | 3  |
| 1989 | Saveley, Chad       | 2  | 2   | 1  | 1  | .500 | 0  | 0  | 0  | 0  | 1  | .500 | 0   | 0   | 0  | 0  | 0   | 0  | 0  | 0    | .500 | 1.000 | 0  | 0  |
| 1990 | Saveley, Chad       | 35 | 117 | 25 | 43 | .368 | 2  | 12 | 1  | 4  | 69 | .590 | 39  | 1   | 3  | 5  | 6   | 7  | 4  | 0    | .379 | .969  | 60 | 7  |
| 1993 | Saveley, Ken        | 9  | 23  | 5  | 6  | .261 | 0  | 2  | 0  | 0  | 8  | .348 | 1   | 0   | 0  | 2  | 2   | 4  | 2  | 0    | .320 | .668  | 6  | 2  |
| 1994 | Saveley, Ken        | 38 | 130 | 42 | 47 | .362 | 2  | 6  | 2  | 2  | 63 | .485 | 25  | 1   | 1  | 12 | 14  | 5  | 10 | 3    | .417 | .902  | 65 | 13 |
| 1995 | Saveley, Ken        | 40 | 128 | 38 | 49 | .383 | 3  | 8  | 2  | 2  | 67 | .523 | 31  | 1   | 2  | 16 | 16  | 3  | 14 | 2    | .445 | .968  | 67 | 5  |
| 1996 | Sayre, Jess         | 3  | 5   | 1  | 1  | .200 | 0  | 1  | 0  | 0  | 2  | .400 | 0   | 0   | 0  | 0  | 0   | 1  | 0  | 0    | .200 | .600  | 1  | 0  |
| 1997 | Sayre, Jess         | 39 | 112 | 26 | 47 | .420 | 3  | 7  | 0  | 1  | 57 | .313 | 26  | 0   | 1  | 3  | 6   | 5  | 23 | 0    | .515 | .828  | 51 | 10 |
| 1998 | Sayre, Jess         | 38 | 108 | 41 | 48 | .444 | 7  | 11 | 1  | 4  | 73 | .478 | 46  |     | 2  | 4  | 4   | 6  | 21 | 1    | .530 | 1.008 |    |    |
| 2009 | Scheffler, Jack     | 34 | 98  | 23 | 25 | .255 |    | 6  | 0  | 5  | 46 | .469 | 18  | 1   | 0  | 2  |     | 28 | 12 | 9    | .387 | .856  |    | 14 |
| 2010 | Scheffler, Jack     | 33 | 95  | 19 | 30 | .316 |    | 5  | 0  | 2  | 41 | .432 | 27  | 1   | 4  | 1  | 1   | 19 | 15 | 0    | .395 | .827  |    | 6  |
| 2011 | Scheffler, Jack     | 22 | 61  | 10 | 21 | .344 |    | 7  | 0  | 4  | 40 | .656 | 5   | 0   | 0  | 0  | 0   | 10 | 10 | 3    | .459 | 1.115 | 34 | 3  |
| 2005 | Schell, Teddy       | 41 | 129 | 31 | 45 | .349 |    | 11 | 1  | 3  | 67 | .519 | 36  | 0   | 2  | 1  |     | 15 | 9  | 2    | .394 | .913  |    | 9  |
| 2006 | Schell, Teddy       | 25 | 72  | 12 | 15 | .208 |    | 0  | 0  | 3  | 24 | .333 | 15  | 0   | 1  | 1  |     | 18 | 6  | 0    | .266 | .599  |    | 1  |
| 2007 | Schell, Teddy       | 20 | 51  | 8  | 12 | .235 |    | 2  | 0  | 0  | 14 | .275 | 7   |     |    |    | 7   | 6  | 0  | .316 | .591 |       |    |    |
| 2005 | Schild, Colin       | 1  | 1   | 0  | 0  | .000 |    | 0  | 0  | 0  | 0  | .000 | 0   | 0   | 0  | 0  |     | 1  | 0  | 0    | .000 | .000  |    | 0  |
| 1990 | Schmalz, Darin      | 2  | 2   | 0  | 0  | .000 | 0  | 0  | 0  | 0  | 0  | .000 | 0   | 0   | 0  | 0  | 0   | 1  | 1  | 0    | .333 | .333  | 0  | 0  |
| 1991 | Schmalz, Darin      | 31 | 81  | 23 | 26 | .321 | 1  | 3  | 2  | 0  | 33 | .407 | 18  | 2   | 3  | 6  | 11  | 10 | 14 | 0    | .408 | .815  | 41 | 2  |
| 1992 | Schmalz, Darin      | 32 | 95  | 18 | 40 | .421 | 2  | 7  | 0  | 0  | 47 | .495 | 15  | 2   | 1  | 6  | 9   | 6  | 13 | 0    | .486 | .981  | 33 | 9  |
| 1993 | Schmalz, Darin      | 31 | 95  | 31 | 39 | .411 | 6  | 12 | 1  | 3  | 62 | .653 | 20  | 0   | 1  | 6  | 8   | 6  | 15 | 1    | .491 | 1.144 | 48 | 8  |
| 1990 | Schmidt, Eric       | 1  | 1   | 0  | 0  | .000 | 0  | 0  | 0  | 0  | 0  | .000 | 0   | 0   | 0  | 0  | 0   | 0  | 0  | 0    | .000 | .000  | 0  | 0  |
| 2021 | Schnaubelt, Kurt    | 17 | 10  | 7  | 4  | .400 |    | 1  | 0  | 0  | 5  | .500 | 4   | 0   | 0  | 1  | 1   | 4  | 0  | 0    | .400 | .900  | 0  | 1  |

## BHS Single Season: Alphabetical Listing of All Players' Batting Statistics

| YR   | NAME               | G  | AB  | R  | H  | AVG  | GW | 2B | 3B | HR | TB | SLG  | RBI | SAC | SF | SB | ATT | SO | BB | HB | OBA   | OPS   | OE | E  |
|------|--------------------|----|-----|----|----|------|----|----|----|----|----|------|-----|-----|----|----|-----|----|----|----|-------|-------|----|----|
| 2002 | Schneider, John    | 29 | 69  | 21 | 17 | .246 |    | 1  | 0  | 2  | 24 | .348 | 12  |     |    |    |     | 13 | 12 | 0  | .358  | .706  |    | 5  |
| 2002 | Schneider, Mike    | 13 | 26  | 2  | 8  | .346 |    | 1  | 0  | 0  | 10 | .385 | 6   |     |    |    |     | 6  | 2  | 0  | .357  | .742  |    | 2  |
| 2003 | Schneider, Mike    | 23 | 59  | 24 | 17 | .288 | 0  | 4  | 0  | 0  | 21 | .356 | 11  | 4   | 1  | 2  |     | 10 | 7  | 5  | .403  | .759  |    | 0  |
| 1988 | Schubbe, Chris     | 11 | 0   | 0  | 0  | .000 | 0  | 0  | 0  | 0  | 0  | .000 | 0   | 0   | 0  | 0  | 0   | 0  | 0  | 0  | .000  | .000  | 0  | 2  |
| 1989 | Schubbe, Chris     | 16 | 1   | 0  | 0  | .000 | 0  | 0  | 0  | 0  | 0  | .000 | 0   | 0   | 0  | 0  | 0   | 1  | 1  | 0  | .500  | .500  | 0  | 1  |
| 1980 | Schuerg, Chris     | 14 | 26  | 10 | 9  | .346 | 0  | 2  | 2  | 0  | 15 | .577 | 8   | 0   | 0  | 1  |     | 7  | 4  | 1  | .452  | 1.029 | 18 | 0  |
| 1981 | Schuerg, Chris     | 28 | 98  | 16 | 35 | .357 | 2  | 2  | 1  | 3  | 48 | .490 | 23  | 1   | 0  | 1  |     | 13 | 7  | 0  | .400  | .890  | 36 | 10 |
| 1984 | Schultz, Rob       | 1  | 1   | 0  | 0  | .000 | 0  | 0  | 0  | 0  | 0  | .000 | 0   | 0   | 0  | 0  | 0   | 0  | 0  | 0  | .000  | .000  | 0  | 0  |
| 2001 | Schultz, Steve     | 3  | 1   | 0  | 0  | .000 |    | 0  | 0  | 0  | 0  | .000 | 0   |     |    | 0  |     | 0  | 0  | 0  | .000  | .000  |    |    |
| 2002 | Schultz, Steve     | 2  | 0   | 0  | 0  | .000 |    | 0  | 0  | 0  | 0  | .000 | 0   |     |    |    |     | 0  | 0  | 0  | .000  | .000  |    | 2  |
| 1994 | Schumaker, Hunter  | 1  | 0   | 0  | 0  | .000 | 0  | 0  | 0  | 0  | 0  | .000 | 0   | 0   | 0  | 0  | 0   | 0  | 1  | 0  | 1.000 | 1.000 | 0  | 1  |
| 1988 | Schumaker, Jason   | 14 | 39  | 11 | 11 | .282 | 0  | 2  | 0  | 2  | 19 | .487 | 10  | 0   | 0  | 2  | 2   | 8  | 5  | 0  | .364  | .851  | 19 | 3  |
| 1989 | Schumaker, Jason   | 35 | 99  | 28 | 40 | .404 | 7  | 9  | 2  | 7  | 74 | .747 | 31  | 0   | 1  | 8  | 8   | 21 | 18 | 2  | .500  | 1.247 | 52 | 8  |
| 1990 | Schumaker, Jason   | 33 | 94  | 44 | 33 | .351 | 6  | 3  | 1  | 12 | 74 | .787 | 40  | 0   | 1  | 18 | 18  | 13 | 23 | 5  | .496  | 1.283 | 72 | 7  |
| 1992 | Schumaker, Ryan    | 4  | 12  | 1  | 1  | .083 | 0  | 0  | 0  | 0  | 1  | .083 | 1   | 0   | 0  | 0  | 0   | 1  | 0  | 0  | .083  | .166  | 2  | 1  |
| 1993 | Schumaker, Ryan    | 31 | 69  | 22 | 19 | .275 | 1  | 4  | 0  | 6  | 41 | .594 | 17  | 1   | 1  | 3  | 5   | 23 | 17 | 1  | .420  | 1.014 | 33 | 6  |
| 1994 | Schumaker, Ryan    | 37 | 111 | 23 | 39 | .351 | 0  | 12 | 0  | 4  | 63 | .568 | 25  | 0   | 2  | 2  | 3   | 20 | 16 | 1  | .431  | .999  | 44 | 8  |
| 1975 | Schwartzberg, Jim  | 3  | 1   | 1  | 0  | .000 | 0  | 0  | 0  | 0  | 0  | .000 | 0   | 0   | 0  | 0  |     | 0  | 0  | 1  | .500  | .500  | 1  | 0  |
| 1976 | Schwartzberg, Jim  | 35 | 116 | 31 | 37 | .319 | 0  | 6  | 2  | 0  | 47 | .405 | 21  | 5   | 0  | 5  |     | 5  | 8  | 12 | .419  | .824  | 52 | 0  |
| 1971 | Schwartzberg, Mike | 16 | 30  | 12 | 10 | .333 | 0  | 1  | 1  | 0  | 13 | .433 | 5   | 0   | 0  | 6  |     | 8  | 6  | 1  | .459  | .892  | 17 | 2  |
| 1972 | Schwartzberg, Mike | 15 | 44  | 11 | 15 | .341 | 0  | 0  | 1  | 0  | 17 | .386 | 5   | 1   | 0  | 6  |     | 15 | 5  | 1  | .420  | .806  | 16 | 2  |
| 2013 | Sciaccotta, Joey   | 29 | 46  | 15 | 14 | .304 |    | 0  | 0  | 0  | 14 | .304 | 8   | 5   |    |    |     | 9  | 9  | 3  | .448  | .752  |    | 2  |
| 2014 | Sciaccotta, Joey   | 37 | 76  | 13 | 19 | .250 |    | 2  | 0  | 0  | 21 | .276 | 15  | 9   | 0  | 1  | 3   | 7  | 11 | 3  | .367  | .643  | 1  | 2  |
| 2018 | Seagrist, John     | 13 | 26  | 1  | 2  | .077 |    | 1  | 0  | 0  | 3  | .115 | 5   | 0   | 0  | 0  | 0   | 7  | 2  | 2  | .200  | .315  | 3  | 0  |
| 2019 | Seagrist, John     | 38 | 110 | 13 | 38 | .345 |    | 9  | 0  | 5  | 62 | .564 | 45  | 1   | 3  | 1  | 2   | 22 | 12 | 8  | .436  | 1.000 | 6  | 3  |
| 1977 | Seaton, Joe        | 3  | 0   | 0  | 0  | .000 | 0  | 0  | 0  | 0  | 0  | .000 | 0   | 0   | 0  | 0  |     | 0  | 0  | 0  | .000  | .000  | 0  | 4  |
| 1978 | Seaton, Joe        | 14 | 1   | 0  | 0  | .000 | 0  | 0  | 0  | 0  | 0  | .000 | 0   | 0   | 0  | 0  |     | 1  | 0  | 0  | .000  | .000  | 0  | 3  |
| 2017 | Seibert, Devin     | 17 | 10  | 9  | 0  | .000 |    | 0  | 0  | 0  | 0  | .000 | 3   | 0   | 0  | 2  | 3   | 5  | 1  | 2  | .231  | .231  |    | 0  |
| 1974 | Semcken, Harry     | 5  | 5   | 1  | 1  | .200 | 0  | 0  | 0  | 0  | 1  | .200 | 2   | 0   | 0  | 0  |     | 3  | 0  | 0  | .200  | .400  | 3  | 0  |
| 2019 | Sesin, Tommy       | 2  | 2   | 1  | 0  | .000 |    | 0  | 0  | 0  | 0  | .000 | 0   | 0   | 0  | 2  | 2   | 0  | 0  | 0  | .000  | .000  | 0  | 0  |
| 2014 | Shabez, Art        | 1  | 0   | 0  | 0  | .000 |    | 0  | 0  | 0  | 0  | .000 | 0   | 0   | 0  | 0  | 0   | 0  | 0  | 0  | .000  | .000  | 0  | 0  |
| 1969 | Shade, Gary        | 6  | 3   | 1  | 0  | .000 | 0  | 0  | 0  | 0  | 0  | .000 | 0   | 0   | 0  | 0  |     | 2  | 1  | 0  | .250  | .250  | 1  | 1  |
| 2001 | Shaeffer, Bill     | 6  | 4   | 1  | 1  | .250 |    | 1  | 0  | 0  | 2  | .500 | 3   |     |    | 0  |     | 2  | 1  | 0  | .400  | .900  |    |    |
| 2000 | Shanders, Mike     | 2  | 2   | 0  | 1  | .500 |    | 0  | 0  | 0  | 1  | .500 | 0   |     |    |    |     | 0  | 0  | 0  | .500  | 1.000 |    |    |

## BHS Single Season: Alphabetical Listing of All Players' Batting Statistics

| YR   | NAME               | G  | AB  | R  | H  | AVG   | GW | 2B | 3B | HR | TB | SLG   | RBI | SAC | SF | SB | ATT | SO | BB | HB | OBA   | OPS   | OE | E  |
|------|--------------------|----|-----|----|----|-------|----|----|----|----|----|-------|-----|-----|----|----|-----|----|----|----|-------|-------|----|----|
| 2001 | Shanders, Mike     | 6  | 0   | 0  | 0  | .000  |    | 0  | 0  | 0  | 0  | .000  | 0   |     |    | 0  |     | 0  | 0  | 0  | .000  | .000  |    |    |
| 2002 | Shanders, Mike     | 11 | 0   | 0  | 0  | .000  |    | 0  | 0  | 0  | 0  | .000  | 0   |     |    |    |     | 0  | 0  | 0  | .000  | .000  |    | 5  |
| 2011 | Shattuck, John     | 4  | 6   | 0  | 1  | .167  |    | 0  | 0  | 0  | 1  | .167  | 0   | 0   | 0  | 0  | 0   | 1  | 0  | 1  | .286  | .453  |    | 1  |
| 2012 | Shattuck, John     | 5  | 8   | 0  | 2  | .250  |    | 0  | 0  | 0  | 2  | .250  | 1   | 0   | 0  | 0  | 0   | 2  | 0  | 0  | .250  | .500  |    | 1  |
| 1974 | Shaw, Neil         | 6  | 3   | 1  | 1  | .333  | 0  | 1  | 0  | 0  | 2  | .667  | 1   | 0   | 0  | 0  |     | 1  | 1  | 0  | .500  | 1.167 | 2  | 0  |
| 1999 | Sheehan, Nick      | 0  | 0   | 0  | 0  | .000  |    | 0  | 0  | 0  | 0  | .000  | 0   | 0   | 0  | 0  |     | 0  | 0  | 0  | .000  | .000  | 0  | 0  |
| 2000 | Sheehan, Nick      | 1  | 0   | 0  | 0  | .000  |    | 0  | 0  | 0  | 0  | .000  | 0   |     |    |    |     | 0  | 0  | 0  | .000  | .000  |    |    |
| 2008 | Sheetz, Joe        | 8  | 0   | 4  | 0  | .000  |    | 0  | 0  | 0  | 0  | .000  | 0   | 0   | 0  | 0  |     | 0  | 0  | 1  | 1.000 | 1.000 |    |    |
| 1975 | Shellenback, Carl  | 30 | 84  | 17 | 14 | .167  | 0  | 0  | 1  | 1  | 19 | .226  | 14  | 7   | 0  | 12 |     | 17 | 11 | 3  | .286  | .512  | 30 | 10 |
| 1976 | Shellenback, Carl  | 35 | 110 | 41 | 38 | .345  | 0  | 4  | 2  | 2  | 52 | .473  | 21  | 3   | 0  | 22 |     | 25 | 25 | 2  | .474  | .947  | 60 | 3  |
| 1976 | Shellenback, Eric  | 7  | 2   | 0  | 0  | .000  | 0  | 0  | 0  | 0  | 0  | .000  | 0   | 0   | 0  | 0  |     | 2  | 0  | 0  | .000  | .000  | 0  | 1  |
| 1977 | Shellenback, Eric  | 29 | 88  | 29 | 36 | .409  | 0  | 4  | 3  | 5  | 61 | .693  | 25  | 3   | 0  | 10 |     | 9  | 9  | 0  | .464  | 1.157 | 49 | 4  |
| 1978 | Shellenback, Eric  | 30 | 85  | 36 | 31 | .365  | 0  | 5  | 3  | 5  | 57 | .671  | 22  | 4   | 0  | 7  |     | 20 | 22 | 3  | .509  | 1.180 | 53 | 6  |
| 1973 | Shellenback, Frank | 11 | 25  | 8  | 7  | .280  | 0  | 1  | 0  | 1  | 11 | .440  | 3   | 0   | 0  | 4  |     | 7  | 6  | 1  | .438  | .878  | 10 | 0  |
| 1974 | Shellenback, Frank | 30 | 95  | 36 | 40 | .421  | 0  | 12 | 4  | 6  | 78 | .821  | 40  | 3   | 0  | 9  |     | 21 | 14 | 3  | .509  | 1.330 | 70 | 2  |
| 1975 | Shellenback, Frank | 32 | 91  | 37 | 38 | .418  | 0  | 7  | 2  | 1  | 52 | .571  | 33  | 2   | 0  | 23 |     | 7  | 31 | 2  | .573  | 1.144 | 69 | 3  |
| 2007 | Shelton, Derek     | 10 | 31  | 24 | 7  | .226  |    | 0  | 0  | 0  | 7  | .226  | 2   |     |    |    |     | 7  | 5  | 1  | .351  | .577  |    |    |
| 2003 | Shelton, Josh      | 3  | 2   | 1  | 0  | .000  | 0  | 0  | 0  | 0  | 0  | .000  | 0   | 0   | 0  | 0  |     | 1  | 1  | 0  | .333  | .333  |    | 0  |
| 1999 | Shelton, Tim       | 0  | 0   | 0  | 0  | .000  |    | 0  | 0  | 0  | 0  | .000  | 0   | 0   | 0  | 0  |     | 0  | 0  | 0  | .000  | .000  | 0  | 0  |
| 1996 | Shemmer, Matt      | 19 | 18  | 5  | 6  | .333  | 0  | 3  | 0  | 0  | 9  | .500  | 5   | 0   | 0  | 0  | 0   | 4  | 1  | 0  | .368  | .868  | 10 | 0  |
| 1997 | Shemmer, Matt      | 37 | 78  | 13 | 23 | .295  | 0  | 1  | 0  | 0  | 24 | .305  | 12  | 2   | 1  | 5  | 6   | 5  | 8  | 2  | .371  | .676  | 25 | 11 |
| 2004 | Sherlock, Will     | 5  | 1   | 1  | 1  | 1.000 |    | 0  | 0  | 0  | 1  | 1.000 | 1   | 0   | 0  | 0  |     | 0  | 0  | 0  | 1.000 | 2.000 |    | 0  |
| 2005 | Sherlock, Will     | 4  | 1   | 0  | 0  | .000  |    | 0  | 0  | 0  | 0  | .000  | 0   | 0   | 0  | 0  |     | 1  | 0  | 0  | .000  | .000  |    | 0  |
| 1982 | Short, Joe         | 2  | 1   | 0  | 0  | .000  | 0  | 0  | 0  | 0  | 0  | .000  | 0   | 0   | 0  | 0  |     | 0  | 0  | 0  | .000  | .000  | 0  | 1  |
| 1983 | Short, Joe         | 7  | 22  | 3  | 7  | .318  | 0  | 1  | 0  | 0  | 8  | .364  | 4   | 0   | 0  | 0  |     | 5  | 3  | 0  | .400  | .764  | 7  | 2  |
| 1982 | Shotkoski, Dave    | 13 | 3   | 0  | 1  | .333  | 0  | 0  | 0  | 0  | 1  | .333  | 1   | 0   | 0  | 0  |     | 1  | 0  | 0  | .333  | .666  | 1  | 1  |
| 1983 | Shotkoski, Dave    | 14 | 0   | 0  | 0  | .000  | 0  | 0  | 0  | 0  | 0  | .000  | 0   | 0   | 0  | 0  |     | 0  | 0  | 0  | .000  | .000  | 0  | 1  |
| 1973 | Simond, Rob        | 3  | 7   | 1  | 2  | .286  | 0  | 0  | 0  | 0  | 2  | .286  | 0   | 0   | 0  | 0  |     | 3  | 0  | 0  | .286  | .572  | 1  | 1  |
| 1975 | Simond, Rob        | 14 | 30  | 5  | 16 | .533  | 0  | 3  | 0  | 0  | 19 | .633  | 10  | 0   | 0  | 1  |     | 2  | 2  | 0  | .563  | 1.196 | 15 | 5  |
| 2013 | Sincox, Reed       | 6  | 7   | 0  | 0  | .000  |    | 0  | 0  | 0  | 0  | .000  | 0   | 0   |    |    |     | 3  | 0  | 1  | .125  | .125  |    |    |
| 2014 | Sincox, Reed       | 9  | 9   | 0  | 1  | .111  |    | 0  | 0  | 0  | 1  | .111  | 0   | 0   | 0  | 0  | 0   | 2  | 1  | 0  | .200  | .311  | 0  | 0  |
| 1993 | Sislow, Mike       | 15 | 11  | 6  | 3  | .273  | 0  | 0  | 1  | 0  | 5  | .455  | 0   | 0   | 0  | 1  | 2   | 2  | 0  | 1  | .333  | .788  | 6  | 1  |
| 1994 | Sislow, Mike       | 27 | 22  | 12 | 5  | .227  | 0  | 0  | 0  | 0  | 5  | .227  | 3   | 1   | 0  | 0  | 0   | 4  | 5  | 0  | .370  | .597  | 15 | 1  |
| 1982 | Skaggs, Tim        | 6  | 16  | 4  | 4  | .250  | 0  | 1  | 0  | 0  | 5  | .313  | 2   | 0   | 0  | 2  |     | 5  | 3  | 0  | .368  | .681  | 6  | 0  |



## BHS Single Season: Alphabetical Listing of All Players' Batting Statistics

| YR   | NAME                | G  | AB  | R  | H  | AVG  | GW | 2B | 3B | HR | TB  | SLG   | RBI | SAC | SF | SB | ATT | SO | BB | HB | OBA   | OPS   | OE | E  |
|------|---------------------|----|-----|----|----|------|----|----|----|----|-----|-------|-----|-----|----|----|-----|----|----|----|-------|-------|----|----|
| 1983 | Skaggs, Tim         | 30 | 86  | 25 | 38 | .442 | 0  | 9  | 2  | 3  | 60  | .698  | 11  | 6   | 0  | 8  |     | 12 | 7  | 0  | .484  | 1.182 | 33 | 1  |
| 1979 | Skoczylas, Jeff     | 21 | 53  | 18 | 18 | .340 | 0  | 2  | 4  | 1  | 31  | .585  | 8   | 1   | 0  | 3  |     | 6  | 15 | 0  | .485  | 1.070 | 25 | 7  |
| 1980 | Skoczylas, Jeff     | 29 | 88  | 27 | 21 | .239 | 0  | 1  | 0  | 0  | 22  | .250  | 4   | 5   | 0  | 7  |     | 11 | 12 | 1  | .337  | .587  | 31 | 6  |
| 1978 | Skogh, Bill         | 4  | 11  | 1  | 2  | .182 | 0  | 0  | 1  | 0  | 4   | .364  | 3   | 0   | 0  | 0  |     | 3  | 13 | 0  | .625  | .989  | 4  | 4  |
| 1980 | Skogh, Pete         | 6  | 10  | 1  | 1  | .100 | 0  | 0  | 0  | 0  | 1   | .100  | 2   | 0   | 0  | 0  |     | 0  | 1  | 0  | .182  | .282  | 3  | 0  |
| 1981 | Skogh, Pete         | 25 | 57  | 10 | 11 | .193 | 0  | 1  | 0  | 0  | 12  | .211  | 2   | 3   | 0  | 4  |     | 9  | 10 | 1  | .324  | .535  | 12 | 12 |
| 1976 | Skorupa, Elliott    | 5  | 0   | 0  | 0  | .000 | 0  | 0  | 0  | 0  | 0   | .000  | 0   | 0   | 0  | 0  |     | 0  | 1  | 0  | 1.000 | 1.000 | 0  | 1  |
| 1977 | Skorupa, Elliott    | 10 | 2   | 1  | 1  | .500 | 0  | 1  | 0  | 0  | 2   | 1.000 | 0   | 0   | 0  | 0  |     | 1  | 0  | 0  | .500  | 1.500 | 1  | 3  |
| 1982 | Skorupa, Paul       | 24 | 63  | 7  | 17 | .270 | 0  | 2  | 0  | 1  | 22  | .349  | 16  | 2   | 0  | 2  |     | 10 | 9  | 1  | .370  | .719  | 22 | 9  |
| 1988 | Slagle, Eric        | 15 | 6   | 0  | 1  | .167 | 0  | 0  | 0  | 0  | 1   | .167  | 1   | 0   | 0  | 0  | 0   | 1  | 2  | 0  | .375  | .542  | 1  | 2  |
| 1989 | Slagle, Eric        | 22 | 46  | 9  | 14 | .304 | 0  | 0  | 0  | 3  | 23  | .500  | 11  | 1   | 1  | 0  | 1   | 17 | 12 | 0  | .441  | .941  | 17 | 1  |
| 1989 | Sloan, Joe          | 25 | 44  | 9  | 14 | .318 | 2  | 2  | 1  | 0  | 18  | .409  | 10  | 1   | 0  | 0  | 0   | 6  | 2  | 0  | .348  | .757  | 19 | 1  |
| 1986 | Sloate, Tim         | 19 | 23  | 9  | 10 | .435 | 0  | 1  | 0  | 1  | 14  | .609  | 4   | 0   | 0  | 0  | 0   | 3  | 1  | 0  | .458  | 1.067 | 12 | 0  |
| 1980 | Slocum, Craig       | 3  | 5   | 0  | 0  | .000 | 0  | 0  | 0  | 0  | 0   | .000  | 1   | 0   | 0  | 0  |     | 0  | 2  | 0  | .286  | .286  | 1  | 1  |
| 1990 | Slusser, Shaun      | 25 | 43  | 8  | 13 | .302 | 0  | 3  | 0  | 1  | 19  | .442  | 8   | 3   | 0  | 0  | 1   | 9  | 5  | 2  | .400  | .842  | 15 | 1  |
| 1995 | Smith, David        | 22 | 13  | 2  | 2  | .154 | 0  | 0  | 0  | 0  | 2   | .154  | 2   | 1   | 0  | 1  | 1   | 1  | 0  | 0  | .154  | .308  | 4  | 2  |
| 1996 | Smith, David        | 24 | 36  | 6  | 6  | .167 | 0  | 1  | 0  | 0  | 7   | .194  | 3   | 1   | 1  | 0  | 0   | 15 | 4  | 3  | .295  | .489  | 9  | 7  |
| 1983 | Smith, Doug         | 17 | 45  | 6  | 8  | .178 | 0  | 1  | 1  | 0  | 11  | .244  | 6   | 0   | 0  | 1  |     | 5  | 6  | 0  | .275  | .519  | 12 | 6  |
| 1984 | Smith, Doug         | 22 | 42  | 5  | 11 | .262 | 0  | 3  | 0  | 0  | 14  | .333  | 7   | 3   | 0  | 0  | 1   | 7  | 2  | 0  | .295  | .628  | 12 | 12 |
| 1996 | Smith, Jeff         | 7  | 4   | 2  | 1  | .250 | 0  | 0  | 0  | 0  | 1   | .250  | 1   | 0   | 0  | 0  | 0   | 1  | 0  | 0  | .250  | .500  | 3  | 0  |
| 2019 | Smith, Nolan        | 16 | 29  | 9  | 6  | .207 |    | 0  | 0  | 0  | 6   | .207  | 6   | 1   | 0  | 2  | 2   | 7  | 5  | 1  | .343  | .550  | 3  | 10 |
| 1965 | Smith, Rob          | 1  | 76  | 0  | 21 | .276 | 0  | 0  | 0  | 0  | 21  | .276  | 0   | 0   | 0  | 0  |     | 0  | 0  | 0  | .276  | .552  | 0  | 0  |
| 1966 | Smith, Rob          | 21 | 63  | 15 | 21 | .333 | 0  | 4  | 2  | 1  | .32 | .508  | 18  | 0   | 0  | 2  |     | 8  | 9  | 0  | .417  | .925  | 32 | 6  |
| 1993 | Smith, Todd         | 30 | 83  | 14 | 25 | .301 | 0  | 0  | 1  | 0  | 27  | .325  | 13  | 2   | 1  | 2  | 4   | 19 | 11 | 0  | .379  | .704  | 27 | 1  |
| 1994 | Smith, Todd         | 37 | 105 | 40 | 41 | .390 | 0  | 5  | 0  | 0  | 46  | .438  | 13  | 2   | 1  | 12 | 12  | 15 | 19 | 0  | .480  | .918  | 53 | 3  |
| 2004 | Snelgrove, Elliott  | 0  | 0   | 0  | 0  | .000 |    | 0  | 0  | 0  | 0   | .000  | 0   | 0   | 0  | 0  |     | 0  | 0  | 0  | .000  | .000  |    | 0  |
| 1986 | Sobocienski, Adam   | 13 | 17  | 7  | 3  | .176 | 0  | 1  | 0  | 0  | 4   | .235  | 2   | 0   | 0  | 1  | 2   | 3  | 5  | 1  | .391  | .626  | 9  | 0  |
| 1987 | Sobocienski, Adam   | 35 | 103 | 39 | 42 | .408 | 3  | 11 | 0  | 3  | 62  | .602  | 27  | 1   | 1  | 3  | 5   | 8  | 18 | 1  | .496  | 1.098 | 63 | 4  |
| 1988 | Sobocienski, Adam   | 36 | 113 | 39 | 48 | .425 | 10 | 10 | 2  | 9  | 89  | .788  | 42  | 2   | 2  | 4  | 5   | 11 | 25 | 2  | .528  | 1.316 | 72 | 5  |
| 1993 | Sokolowski, Matt    | 4  | 6   | 1  | 2  | .333 | 0  | 0  | 0  | 0  | 2   | .333  | 2   | 0   | 0  | 0  | 0   | 1  | 0  | 0  | .333  | .666  | 3  | 0  |
| 1987 | Sokulski, Doug      | 26 | 26  | 8  | 7  | .269 | 0  | 0  | 0  | 0  | 7   | .269  | 2   | 0   | 0  | 1  | 1   | 3  | 5  | 0  | .387  | .656  | 10 | 0  |
| 1988 | Sokulski, Doug      | 34 | 96  | 31 | 31 | .323 | 0  | 5  | 0  | 2  | 42  | .438  | 30  | 3   | 1  | 19 | 23  | 12 | 13 | 0  | .400  | .838  | 59 | 16 |
| 2013 | Solinski, Christian | 5  | 5   | 0  | 1  | .200 |    | 0  | 0  | 0  | 1   | .200  | 1   | 0   |    |    |     | 0  | 0  | 0  | .200  | .400  |    |    |
| 1991 | Soske, Ed           | 12 | 22  | 8  | 8  | .364 | 0  | 0  | 0  | 0  | 8   | .364  | 6   | 0   | 0  | 0  | 0   | 3  | 4  | 6  | .563  | .927  | 14 | 0  |

**BHS Single Season: Alphabetical Listing of All Players' Batting Statistics**

| YR   | NAME               | G  | AB  | R  | H  | AVG  | GW | 2B | 3B | HR | TB | SLG   | RBI | SAC | SF | SB | ATT | SO | BB | HB | OBA  | OPS   | OE | E |
|------|--------------------|----|-----|----|----|------|----|----|----|----|----|-------|-----|-----|----|----|-----|----|----|----|------|-------|----|---|
| 1992 | Soske, Ed          | 22 | 45  | 5  | 12 | .267 | 1  | 1  | 1  | 0  | 15 | .333  | 6   | 1   | 1  | 1  | 1   | 10 | 4  | 2  | .346 | .679  | 11 | 4 |
| 2002 | Sowa, Mike         | 25 | 53  | 3  | 17 | .321 |    | 2  | 0  | 0  | 19 | .358  | 4   |     |    |    |     | 10 | 7  | 1  | .410 | .768  |    | 5 |
| 2003 | Sowa, Mike         | 23 | 30  | 7  | 6  | .200 | 0  | 0  | 0  | 0  | 6  | .200  | 1   | 0   | 0  | 0  |     | 8  | 5  | 0  | .314 | .514  |    | 1 |
| 1985 | Sparesus, Brad     | 3  | 2   | 1  | 0  | .000 | 0  | 0  | 0  | 0  | 0  | .000  | 0   | 0   | 0  | 0  | 0   | 1  | 1  | 0  | .333 | .333  | 1  | 0 |
| 1986 | Sparesus, Brad     | 30 | 51  | 12 | 15 | .294 | 0  | 4  | 1  | 0  | 21 | .412  | 6   | 2   | 0  | 2  | 4   | 15 | 6  | 1  | .379 | .791  | 18 | 4 |
| 2011 | Stallone, Patrick  | 3  | 8   | 0  | 1  | .125 |    | 0  | 0  | 0  | 1  | .125  | 1   | 0   | 0  | 0  | 0   | 0  | 0  | 0  | .125 | .250  |    | 4 |
| 2015 | Starvel, Colin     | 23 | 17  | 12 | 7  | .412 |    | 0  | 0  | 0  | 7  | .412  | 0   | 0   | 0  | 2  | 4   | 1  | 0  | 0  | .412 | .824  | 2  | 1 |
| 2016 | Starvel, Colin     | 36 | 120 | 4  | 44 | .367 |    | 9  | 1  | 1  | 58 | .483  | 20  | 2   | 0  | 1  | 1   | 7  | 5  | 0  | .392 | .875  | 6  | 3 |
| 1980 | Stayart, Todd      | 4  | 2   | 2  | 0  | .000 | 0  | 0  | 0  | 0  | 0  | .000  | 0   | 0   | 0  | 0  |     | 0  | 3  | 0  | .600 | .600  | 0  | 0 |
| 1993 | Steinhoffer, Shane | 11 | 11  | 5  | 6  | .545 | 0  | 1  | 0  | 0  | 7  | .636  | 5   | 0   | 0  | 1  | 1   | 0  | 4  | 0  | .667 | 1.303 | 10 | 0 |
| 1994 | Steinhoffer, Shane | 3  | 3   | 1  | 0  | .000 | 0  | 0  | 0  | 0  | 0  | .000  | 0   | 0   | 0  | 0  | 0   | 0  | 1  | 0  | .250 | .250  | 1  | 0 |
| 1978 | Stephenson, Scott  | 3  | 5   | 0  | 1  | .200 | 0  | 0  | 0  | 0  | 1  | .200  | 1   | 0   | 0  | 0  |     | 2  | 0  | 0  | .200 | .400  | 1  | 0 |
| 1979 | Stephenson, Scott  | 16 | 29  | 4  | 8  | .276 | 0  | 0  | 0  | 0  | 8  | .276  | 8   | 2   | 0  | 0  |     | 6  | 2  | 0  | .323 | .599  | 12 | 0 |
| 1976 | Stewart, Jay       | 4  | 3   | 1  | 2  | .667 | 0  | 1  | 0  | 0  | 3  | 1.000 | 0   | 0   | 0  | 0  |     | 0  | 0  | 0  | .667 | 1.667 | 1  | 0 |
| 1977 | Stewart, Jay       | 10 | 28  | 6  | 8  | .286 | 0  | 0  | 0  | 0  | 8  | .286  | 5   | 1   | 0  | 0  |     | 3  | 6  | 0  | .412 | .698  | 11 | 5 |
| 2014 | Stopka, Andrew     | 3  | 2   | 0  | 0  | .000 |    | 0  | 0  | 0  | 0  | .000  | 0   | 1   | 0  | 0  | 0   | 0  | 0  | 0  | .000 | .000  | 0  | 0 |
| 2015 | Stopka, Andrew     | 23 | 10  | 22 | 2  | .200 |    | 0  | 0  | 0  | 2  | .200  | 1   | 1   | 0  | 4  | 4   | 0  | 2  | 0  | .333 | .533  | 2  | 3 |
| 2006 | Stopka, Steve      | 5  | 5   | 2  | 0  | .000 |    | 0  | 0  | 0  | 0  | .000  | 0   | 0   | 0  | 0  |     | 1  | 1  | 0  | .167 | .167  |    | 0 |
| 2007 | Stopka, Steve      | 25 | 71  | 18 | 18 | .254 |    | 3  | 0  | 0  | 21 | .296  | 4   |     |    |    |     | 16 | 13 | 0  | .369 | .665  |    |   |
| 1995 | Strother, Scott    | 12 | 8   | 1  | 1  | .125 | 0  | 0  | 0  | 0  | 1  | .125  | 1   | 0   | 0  | 0  | 0   | 1  | 0  | 0  | .125 | .250  | 2  | 1 |
| 1996 | Strother, Scott    | 24 | 46  | 3  | 16 | .348 | 2  | 3  | 0  | 0  | 19 | .413  | 10  | 0   | 0  | 0  | 0   | 11 | 3  | 0  | .388 | .801  | 13 | 5 |
| 2011 | Stumpf, Jack       | 0  | 0   | 0  | 0  | .000 |    | 0  | 0  | 0  | 0  | .000  | 0   | 0   | 0  | 0  | 0   | 0  | 0  | 0  | .000 | .000  |    | 0 |
| 2012 | Stumpf, Jack       | 2  | 1   | 1  | 0  | .000 |    | 0  | 0  | 0  | 0  | .000  | 0   | 0   | 0  | 0  | 0   | 1  | 0  | 0  | .000 | .000  |    | 0 |
| 2008 | Sullivan, Bryant   | 3  | 3   | 2  | 1  | .333 |    | 0  | 0  | 0  | 1  | .333  | 0   | 0   | 0  | 0  |     | 0  | 0  | 0  | .333 | .666  |    |   |
| 2009 | Sullivan, Bryant   | 9  | 20  | 5  | 9  | .450 |    | 0  | 0  | 0  | 9  | .450  | 7   | 1   | 1  | 0  |     | 6  | 1  | 0  | .455 | .905  |    | 0 |
| 1990 | Swaggerty, Chad    | 3  | 4   | 0  | 0  | .000 | 0  | 0  | 0  | 0  | 0  | .000  | 0   | 0   | 0  | 0  | 0   | 1  | 0  | 0  | .000 | .000  | 0  | 0 |
| 1991 | Swaggerty, Chad    | 9  | 17  | 6  | 6  | .353 | 0  | 0  | 0  | 0  | 6  | .353  | 5   | 0   | 0  | 1  | 1   | 3  | 1  | 0  | .389 | .742  | 11 | 2 |
| 2015 | Swanson, Blake     | 10 | 12  | 1  | 1  | .083 |    | 0  | 0  | 0  | 1  | .083  | 1   | 1   | 0  | 0  | 0   | 1  | 5  | 0  | .353 | .436  | 0  | 4 |
| 2016 | Swanson, Blake     | 36 | 109 | 18 | 38 | .349 |    | 8  | 0  | 3  | 55 | .505  | 33  | 1   | 3  | 6  | 6   | 11 | 5  | 6  | .398 | .903  | 5  | 9 |
| 2021 | Swarbrick, J.D.    | 23 | 64  | 21 | 24 | .375 |    | 1  | 0  | 0  | 25 | .391  | 11  | 1   | 0  | 3  | 3   | 8  | 8  | 5  | .481 | .872  | 7  | 7 |
| 1983 | Swenson, Scott     | 16 | 41  | 3  | 13 | .317 | 0  | 2  | 1  | 0  | 17 | .415  | 9   | 5   | 0  | 0  |     | 3  | 3  | 0  | .364 | .779  | 12 | 3 |
| 1984 | Swenson, Scott     | 25 | 60  | 8  | 21 | .350 | 2  | 3  | 1  | 0  | 26 | .433  | 10  | 4   | 0  | 1  | 1   | 13 | 5  | 1  | .409 | .842  | 18 | 5 |
| 1978 | Talashkek, Tom     | 27 | 80  | 26 | 29 | .363 | 0  | 5  | 0  | 0  | 34 | .425  | 12  | 1   | 0  | 9  |     | 9  | 20 | 5  | .514 | .939  | 38 | 2 |
| 1978 | Talashkek, Tom     | 16 | 27  | 5  | 9  | .333 | 0  | 0  | 1  | 0  | 11 | .407  | 3   | 0   | 0  | 1  |     | 4  | 3  | 0  | .400 | .807  | 8  | 0 |

## BHS Single Season: Alphabetical Listing of All Players' Batting Statistics

| YR   | NAME             | G  | AB  | R  | H  | AVG  | GW | 2B | 3B | HR | TB | SLG  | RBI | SAC | SF | SB | ATT | SO | BB | HB | OBA  | OPS   | OE | E  |
|------|------------------|----|-----|----|----|------|----|----|----|----|----|------|-----|-----|----|----|-----|----|----|----|------|-------|----|----|
| 1996 | Tapley, Mark     | 1  | 2   | 1  | 0  | .000 | 0  | 0  | 0  | 0  | 0  | .000 | 0   | 0   | 0  | 0  | 0   | 0  | 0  | 0  | .000 | .000  | 1  | 0  |
| 1998 | Tapley, Mark     | 30 | 73  | 16 | 21 | .288 | 0  | 6  | 0  | 0  | 27 | .293 | 17  |     | 1  | 1  | 5   | 9  | 5  | 1  | .338 | .631  |    |    |
| 1977 | Tasch, Chuck     | 2  | 6   | 6  | 2  | .333 | 0  | 0  | 0  | 0  | 2  | .333 | 0   | 0   | 0  | 1  |     | 1  | 3  | 1  | .600 | .933  | 6  | 0  |
| 1978 | Tasch, Chuck     | 29 | 91  | 19 | 35 | .385 | 0  | 3  | 1  | 0  | 40 | .440 | 6   | 5   | 0  | 3  |     | 7  | 8  | 1  | .440 | .880  | 25 | 10 |
| 1973 | Tasch, Ray       | 8  | 2   | 1  | 1  | .500 | 0  | 0  | 0  | 0  | 1  | .500 | 0   | 0   | 0  | 0  |     | 0  | 0  | 0  | .500 | 1.000 | 1  | 0  |
| 2021 | Tepas, Gavin     | 9  | 11  | 6  | 7  | .636 |    | 0  | 1  | 0  | 9  | .818 | 5   | 0   | 0  | 1  | 1   | 1  | 0  | 0  | .636 | 1.454 | 0  | 0  |
| 1998 | Therault, Scott  | 21 | 32  | 11 | 11 | .344 | 0  | 2  | 0  | 0  | 13 | .000 | 10  |     | 0  | 0  | 0   | 2  | 5  | 0  | .432 | .432  |    |    |
| 1999 | Therault, Scott  | 37 | 109 | 35 | 38 | .349 |    | 4  | 0  | 0  | 42 | .385 | 12  | 5   | 1  | 5  |     | 20 | 26 | 4  | .486 | .871  | 3  | 6  |
| 1991 | Thomas, Spencer  | 1  | 0   | 0  | 0  | .000 | 0  | 0  | 0  | 0  | 0  | .000 | 0   | 0   | 0  | 0  | 0   | 0  | 0  | 0  | .000 | .000  | 0  | 0  |
| 1992 | Thomas, Spencer  | 21 | 50  | 10 | 14 | .280 | 0  | 0  | 0  | 0  | 14 | .280 | 4   | 0   | 1  | 5  | 6   | 4  | 17 | 1  | .464 | .744  | 14 | 6  |
| 1987 | Thompson, Chris  | 12 | 20  | 6  | 4  | .200 | 0  | 0  | 0  | 0  | 5  | .200 | 4   | 1   | 0  | 0  | 0   | 4  | 0  | 1  | .238 | .438  | 10 | 1  |
| 1988 | Thompson, Chris  | 25 | 38  | 8  | 13 | .342 | 0  | 0  | 1  | 1  | 18 | .474 | 6   | 0   | 0  | 0  | 0   | 5  | 3  | 0  | .390 | .864  | 13 | 4  |
| 1989 | Thompson, Chris  | 31 | 77  | 18 | 21 | .273 | 1  | 5  | 0  | 0  | 26 | .338 | 10  | 4   | 0  | 1  | 1   | 9  | 11 | 5  | .398 | .736  | 28 | 10 |
| 2021 | Thompson, Harley | 10 | 15  | 3  | 4  | .267 |    | 1  | 0  | 0  | 5  | .333 | 0   | 0   | 0  | 0  | 0   | 5  | 7  | 2  | .542 | .875  | 2  | 0  |
| 1978 | Tichy, Paul      | 1  | 0   | 0  | 0  | .000 | 0  | 0  | 0  | 0  | 0  | .000 | 0   | 0   | 0  | 0  |     | 0  | 0  | 0  | .000 | .000  | 0  | 0  |
| 1979 | Tichy, Paul      | 13 | 30  | 4  | 6  | .200 | 0  | 0  | 0  | 0  | 6  | .200 | 1   | 3   | 0  | 0  |     | 4  | 3  | 0  | .273 | .473  | 5  | 2  |
| 1980 | Tichy, Paul      | 30 | 73  | 15 | 26 | .356 | 0  | 5  | 0  | 4  | 43 | .589 | 15  | 2   | 0  | 0  |     | 12 | 6  | 1  | .413 | 1.002 | 26 | 5  |
| 1983 | Tiempe, Craig    | 1  | 3   | 1  | 1  | .333 | 0  | 0  | 0  | 0  | 1  | .333 | 1   | 1   | 0  | 0  |     | 1  | 0  | 0  | .333 | .666  | 2  | 0  |
| 1983 | Tilles, Steve    | 30 | 90  | 20 | 27 | .300 | 0  | 6  | 2  | 0  | 37 | .411 | 18  | 4   | 0  | 5  |     | 11 | 4  | 2  | .344 | .755  | 38 | 7  |
| 1984 | Tilles, Steve    | 29 | 103 | 28 | 38 | .369 | 4  | 6  | 2  | 2  | 54 | .524 | 23  | 1   | 0  | 12 | 15  | 7  | 6  | 1  | .409 | .933  | 49 | 4  |
| 1985 | Tilly, Greg      | 2  | 1   | 1  | 0  | .000 | 0  | 0  | 0  | 0  | 0  | .000 | 0   | 0   | 0  | 0  | 0   | 0  | 1  | 0  | .500 | .500  | 1  | 0  |
| 1981 | Timlin, Dan      | 2  | 1   | 1  | 0  | .000 | 0  | 0  | 0  | 0  | 0  | .000 | 0   | 0   | 0  | 0  |     | 1  | 0  | 0  | .000 | .000  | 1  | 0  |
| 1982 | Timlin, Dan      | 19 | 65  | 13 | 26 | .400 | 0  | 6  | 1  | 1  | 37 | .569 | 18  | 3   | 0  | 3  |     | 15 | 3  | 2  | .443 | 1.012 | 30 | 1  |
| 1991 | Tinkham, Brad    | 4  | 0   | 0  | 0  | .000 | 0  | 0  | 0  | 0  | 0  | .000 | 0   | 0   | 0  | 0  | 0   | 0  | 0  | 0  | .000 | .000  | 0  | 0  |
| 1992 | Tinkham, Brad    | 7  | 0   | 0  | 0  | .000 | 0  | 0  | 0  | 0  | 0  | .000 | 0   | 0   | 0  | 0  | 0   | 1  | 0  | 0  | .000 | .000  | 0  | 2  |
| 1997 | Tinkham, Brady   | 32 | 30  | 9  | 8  | .267 | 0  | 2  | 0  | 1  | 13 | .389 | 7   | 0   | 1  | 0  | 0   | 12 | 2  | 0  | .303 | .692  | 15 | 4  |
| 1998 | Tinkham, Brady   | 26 | 34  | 2  | 12 | .353 | 0  | 3  | 0  | 0  | 15 | .189 | 8   |     | 1  | 0  | 1   | 9  | 2  | 1  | .395 | .584  |    |    |
| 1971 | Tolledo, Ernie   | 10 | 4   | 2  | 2  | .500 | 0  | 0  | 0  | 0  | 2  | .500 | 1   | 1   | 0  | 0  |     | 0  | 3  | 0  | .714 | 1.214 | 3  | 0  |
| 1972 | Tolledo, Ernie   | 26 | 75  | 9  | 18 | .240 | 0  | 2  | 0  | 0  | 20 | .267 | 8   | 4   | 0  | 0  |     | 9  | 11 | 0  | .337 | .604  | 17 | 4  |
| 1996 | Tommaso, Tim     | 22 | 21  | 8  | 8  | .381 | 0  | 0  | 0  | 0  | 8  | .381 | 6   | 0   | 0  | 1  | 1   | 2  | 1  | 1  | .435 | .816  | 14 | 0  |
| 1997 | Tommaso, Tim     | 38 | 112 | 28 | 45 | .402 | 0  | 10 | 0  | 2  | 61 | .222 | 19  | 1   | 1  | 13 | 16  | 16 | 10 | 1  | .452 | .674  | 45 | 3  |
| 1983 | Trautwein, Dave  | 13 | 7   | 1  | 0  | .000 | 0  | 0  | 0  | 0  | 0  | .000 | 0   | 0   | 0  | 0  |     | 2  | 0  | 0  | .000 | .000  | 1  | 2  |
| 1984 | Trautwein, Dave  | 21 | 40  | 3  | 10 | .250 | 1  | 5  | 0  | 0  | 15 | .375 | 6   | 1   | 2  | 0  | 0   | 4  | 4  | 0  | .304 | .679  | 9  | 6  |
| 1979 | Trautwein, John  | 3  | 4   | 0  | 0  | .000 | 0  | 0  | 0  | 0  | 0  | .000 | 0   | 0   | 0  | 0  |     | 3  | 0  | 0  | .000 | .000  | 0  | 0  |

## BHS Single Season: Alphabetical Listing of All Players' Batting Statistics

| YR   | NAME               | G  | AB | R  | H  | AVG   | GW | 2B | 3B | HR | TB | SLG   | RBI | SAC | SF | SB | ATT | SO | BB | HB | OBA   | OPS   | OE | E  |
|------|--------------------|----|----|----|----|-------|----|----|----|----|----|-------|-----|-----|----|----|-----|----|----|----|-------|-------|----|----|
| 1980 | Trautwein, John    | 29 | 78 | 13 | 25 | .321  | 0  | 1  | 1  | 1  | 31 | .397  | 19  | 1   | 1  | 1  |     | 16 | 5  | 1  | .365  | .762  | 31 | 2  |
| 2012 | Trautwein, Wyatt   | 1  | 0  | 0  | 0  | .000  |    | 0  | 0  | 0  | 0  | .000  | 0   | 0   | 0  | 0  | 0   | 0  | 0  | 0  | .000  | .000  |    | 1  |
| 1978 | Traylor, Hunter    | 4  | 0  | 0  | 0  | .000  | 0  | 0  | 0  | 0  | 0  | .000  | 0   | 0   | 0  | 0  |     | 0  | 0  | 0  | .000  | .000  | 0  | 1  |
| 1979 | Traylor, Hunter    | 1  | 1  | 1  | 1  | 1.000 | 0  | 0  | 0  | 0  | 1  | 1.000 | 0   | 0   | 0  | 0  |     | 0  | 0  | 0  | 1.000 | 2.000 | 1  | 2  |
| 1967 | Trebing, Chuck     | 1  | 64 | 0  | 20 | .313  | 0  | 0  | 0  | 0  | 20 | .313  | 0   | 0   | 0  | 0  |     | 0  | 0  | 0  | .313  | .626  | 0  | 0  |
| 1980 | Trenning, Jeff     | 7  | 2  | 0  | 0  | .000  | 0  | 0  | 0  | 0  | 0  | .000  | 0   | 0   | 0  | 0  |     | 0  | 0  | 0  | .000  | .000  | 0  | 2  |
| 1981 | Trenning, Jeff     | 16 | 11 | 1  | 1  | .091  | 0  | 1  | 0  | 0  | 2  | .182  | 0   | 0   | 0  | 0  |     | 3  | 0  | 0  | .091  | .273  | 1  | 7  |
| 2015 | Trojan, Kyle       | 1  | 1  | 0  | 0  | .000  |    | 0  | 0  | 0  | 0  | .000  | 0   | 0   | 0  | 0  | 0   | 0  | 0  | 0  | .000  | .000  | 0  | 0  |
| 2016 | Trojan, Tyler      | 15 | 4  | 9  | 2  | .500  |    | 0  | 0  | 0  | 2  | .500  | 0   | 0   | 0  | 2  | 2   | 0  | 0  | 0  | .500  | 1.000 | 0  | 0  |
| 2017 | Trojan, Tyler      | 29 | 99 | 28 | 34 | .343  |    | 3  | 1  | 0  | 39 | .394  | 16  | 2   | 0  | 7  | 8   | 13 | 8  | 3  | .409  | .803  |    | 4  |
| 1984 | Tronolone, Carmine | 23 | 63 | 15 | 24 | .381  | 1  | 5  | 3  | 2  | 41 | .651  | 14  | 0   | 0  | 5  | 5   | 9  | 5  | 0  | .426  | 1.077 | 27 | 1  |
| 1985 | Tronolone, Carmine | 29 | 89 | 24 | 29 | .326  | 1  | 3  | 0  | 4  | 44 | .494  | 26  | 1   | 1  | 10 | 12  | 12 | 11 | 0  | .396  | .890  | 46 | 5  |
| 2009 | Troy, Paul         | 2  | 3  | 0  | 0  | .000  |    | 0  | 0  | 0  | 0  | .000  | 0   | 0   | 0  | 0  |     | 2  | 0  | 0  | .000  | .000  |    | 2  |
| 1991 | Tulko, Bill        | 3  | 0  | 0  | 0  | .000  | 0  | 0  | 0  | 0  | 0  | .000  | 0   | 0   | 0  | 0  | 0   | 0  | 0  | 0  | .000  | .000  | 0  | 1  |
| 2009 | Tureck, Tyler      | 2  | 0  | 0  | 0  | .000  |    | 0  | 0  | 0  | 0  | .000  | 0   | 0   | 0  | 0  |     | 0  | 0  | 0  | .000  | .000  |    | 0  |
| 2010 | Tureck, Tyler      | 10 | 0  | 0  | 0  | .000  |    | 0  | 0  | 0  | 0  | .000  | 0   | 0   | 0  | 0  | 0   | 0  | 1  | 0  | 1.000 | 1.000 |    | 1  |
| 2005 | Twite, Brandon     | 2  | 1  | 0  | 0  | .000  |    | 0  | 0  | 0  | 0  | .000  | 0   | 0   | 0  | 0  |     | 1  | 1  | 0  | .500  | .500  |    | 0  |
| 2008 | Unak, Tom          | 12 | 23 | 3  | 7  | .304  |    | 0  | 0  | 0  | 7  | .304  | 7   | 0   | 0  | 0  |     | 7  | 2  | 2  | .407  | .711  |    |    |
| 2009 | Unak, Tom          | 25 | 42 | 9  | 11 | .262  |    | 1  | 0  | 1  | 15 | .357  | 9   | 0   | 1  | 0  |     | 14 | 7  | 2  | .385  | .742  |    | 5  |
| 1993 | Vanni, Rob         | 3  | 2  | 1  | 0  | .000  | 0  | 0  | 0  | 0  | 0  | .000  | 0   | 0   | 0  | 0  | 0   | 1  | 1  | 0  | .333  | .333  | 1  | 0  |
| 1975 | VanRoyan, Scott    | 10 | 6  | 5  | 1  | .167  | 0  | 0  | 0  | 0  | 1  | .167  | 0   | 0   | 0  | 1  |     | 16 | 0  | 0  | .167  | .334  | 5  | 0  |
| 1976 | VanRoyan, Scott    | 2  | 1  | 1  | 0  | .000  | 0  | 0  | 0  | 0  | 0  | .000  | 0   | 0   | 0  | 0  |     | 0  | 0  | 0  | .000  | .000  | 1  | 0  |
| 2021 | Vojack, Matt       | 1  | 1  | 0  | 0  | .000  |    | 0  | 0  | 0  | 0  | .000  | 0   | 0   | 0  | 0  | 0   | 1  | 0  | 1  | .500  | .500  | 0  | 4  |
| 2003 | Wagner, Greg       | 7  | 0  | 0  | 0  | .000  | 0  | 0  | 0  | 0  | 0  | .000  | 0   | 0   | 0  | 0  |     | 0  | 0  | 0  | .000  | .000  |    | 0  |
| 1990 | Wagner, Mike       | 2  | 1  | 2  | 1  | 1.000 | 0  | 0  | 0  | 0  | 1  | 1.000 | 2   | 0   | 0  | 0  | 0   | 0  | 1  | 0  | 1.000 | 2.000 | 4  | 0  |
| 1991 | Wagner, Mike       | 12 | 13 | 2  | 2  | .154  | 0  | 0  | 0  | 0  | 2  | .154  | 0   | 0   | 0  | 0  | 0   | 1  | 1  | 0  | .214  | .368  | 2  | 3  |
| 2011 | Waliczek, Frank    | 18 | 41 | 6  | 7  | .171  |    | 1  | 0  | 0  | 8  | .195  | 1   | 1   | 0  | 1  | 1   | 7  | 3  | 1  | .244  | .439  |    | 2  |
| 2012 | Waliczek, Frank    | 30 | 88 | 17 | 30 | .341  |    | 5  | 2  | 1  | 42 | .477  | 17  | 0   | 0  | 3  | 3   | 13 | 11 | 1  | .420  | .897  |    | 0  |
| 2016 | Walker, Justin     | 4  | 3  | 1  | 0  | .000  |    | 0  | 0  | 0  | 0  | .000  | 0   | 0   | 0  | 0  | 0   | 1  | 1  | 0  | .250  | .250  | 0  | 0  |
| 2017 | Walker, Justin     | 34 | 84 | 16 | 18 | .214  |    | 1  | 0  | 1  | 22 | .262  | 17  | 2   | 1  | 1  | 1   | 19 | 5  | 9  | .323  | .585  |    | 1  |
| 1966 | Wall, Mike         | 21 | 75 | 14 | 24 | .320  | 0  | 5  | 0  | 2  | 35 | .467  | 11  | 0   | 0  | 6  |     | 15 | 9  | 0  | .393  | .860  | 23 | 9  |
| 1971 | Walliser, Carl     | 15 | 36 | 6  | 11 | .306  | 0  | 1  | 0  | 0  | 12 | .333  | 7   | 3   | 0  | 2  |     | 2  | 0  | 0  | .306  | .639  | 13 | 0  |
| 1972 | Walliser, Carl     | 26 | 73 | 17 | 19 | .260  | 0  | 1  | 0  | 0  | 20 | .274  | 12  | 1   | 0  | 23 |     | 9  | 24 | 2  | .455  | .729  | 29 | 20 |
| 1973 | Walsh, Charlie     | 12 | 8  | 1  | 2  | .250  | 0  | 1  | 1  | 0  | 5  | .625  | 0   | 0   | 0  | 0  |     | 4  | 2  | 0  | .400  | 1.025 | 1  | 0  |

## BHS Single Season: Alphabetical Listing of All Players' Batting Statistics

| YR   | NAME                | G  | AB  | R  | H  | AVG   | GW | 2B | 3B | HR | TB | SLG   | RBI | SAC | SF | SB | ATT | SO | BB | HB   | OBA   | OPS   | OE | E  |
|------|---------------------|----|-----|----|----|-------|----|----|----|----|----|-------|-----|-----|----|----|-----|----|----|------|-------|-------|----|----|
| 1974 | Walsh, Charlie      | 9  | 10  | 2  | 1  | .100  | 0  | 0  | 0  | 0  | 1  | .100  | 0   | 0   | 0  | 0  | 7   | 4  | 0  | .357 | .457  | 2     | 1  |    |
| 1986 | Wambach, James      | 35 | 78  | 23 | 31 | .397  | 0  | 3  | 0  | 7  | 55 | .705  | 20  | 1   | 0  | 0  | 0   | 12 | 13 | 2    | .495  | 1.200 | 36 | 2  |
| 1987 | Wambach, James      | 35 | 93  | 25 | 37 | .398  | 5  | 6  | 0  | 3  | 52 | .559  | 35  | 0   | 3  | 0  | 0   | 8  | 18 | 3    | .496  | 1.055 | 57 | 0  |
| 2010 | Ward, Taylor        | 0  | 0   | 0  | 0  | .000  |    | 0  | 0  | 0  | 0  | .000  | 0   | 0   | 0  | 0  | 0   | 0  | 0  | 0    | .000  | .000  |    | 0  |
| 2011 | Ward, Taylor        | 2  | 0   | 0  | 0  | .000  |    | 0  | 0  | 0  | 0  | .000  | 0   | 0   | 0  | 0  | 0   | 0  | 0  | 0    | .000  | .000  |    | 1  |
| 1999 | Watts, Brandon      | 3  | 4   | 0  | 0  | .000  |    | 0  | 0  | 0  | 0  | .000  | 0   | 0   | 0  | 0  |     | 0  | 0  | 0    | .000  | .000  | 0  | 0  |
| 1969 | Weigold, Art        | 1  | 0   | 0  | 0  | .000  | 0  | 0  | 0  | 0  | 0  | .000  | 0   | 0   | 0  | 0  |     | 0  | 1  | 0    | 1.000 | 1.000 | 0  | 0  |
| 2010 | Weisshappel, Mike   | 2  | 0   | 0  | 0  | .000  |    | 0  | 0  | 0  | 0  | .000  | 0   | 0   | 0  | 0  | 0   | 0  | 0  | 0    | .000  | .000  |    | 0  |
| 2011 | Weisshappel, Mike   | 5  | 0   | 0  | 0  | .000  |    | 0  | 0  | 0  | 0  | .000  | 0   | 0   | 0  | 0  | 0   | 0  | 0  | 0    | .000  | .000  |    | 2  |
| 2008 | Weisshappel, Stephe | 2  | 1   | 0  | 1  | 1.000 |    | 0  | 0  | 0  | 1  | 1.000 | 0   | 0   | 0  | 0  |     | 0  | 0  | 0    | 1.000 | 2.000 |    |    |
| 2009 | Weisshappel, Stephe | 31 | 84  | 14 | 22 | .262  |    | 8  | 0  | 1  | 33 | .393  | 17  | 1   | 1  | 1  |     | 28 | 7  | 6    | .357  | .750  |    | 13 |
| 1966 | Welch, Ted          | 17 | 52  | 8  | 16 | .308  | 0  | 1  | 1  | 0  | 19 | .365  | 7   | 0   | 0  | 5  |     | 17 | 5  | 0    | .368  | .733  | 15 | 3  |
| 1967 | Welch, Ted          | 1  | 59  | 0  | 18 | .305  | 0  | 0  | 0  | 0  | 18 | .305  | 12  | 0   | 0  | 0  |     | 0  | 0  | 0    | .305  | .610  | 12 | 0  |
| 1992 | Welch, Will         | 17 | 38  | 9  | 8  | .211  | 0  | 1  | 1  | 0  | 11 | .289  | 7   | 1   | 0  | 3  | 3   | 4  | 9  | 0    | .362  | .651  | 16 | 5  |
| 1993 | Welch, Will         | 29 | 69  | 17 | 26 | .377  | 2  | 8  | 0  | 0  | 34 | .493  | 17  | 1   | 0  | 3  | 5   | 14 | 15 | 1    | .494  | .987  | 34 | 4  |
| 1969 | Wendt, Gary         | 18 | 45  | 9  | 16 | .356  | 0  | 0  | 1  | 0  | 18 | .400  | 9   | 1   | 0  | 0  |     | 8  | 5  | 1    | .431  | .831  | 18 | 4  |
| 1965 | Wessel, Wally       | 1  | 0   | 0  | 0  | .000  | 0  | 0  | 0  | 0  | 0  | .000  | 13  | 0   | 0  | 0  |     | 0  | 0  | 0    | .000  | .000  | 13 | 0  |
| 1973 | West, Keith         | 7  | 5   | 1  | 1  | .200  | 0  | 0  | 0  | 0  | 1  | .200  | 1   | 2   | 0  | 0  |     | 2  | 1  | 0    | .333  | .533  | 2  | 3  |
| 1969 | Williams, Joe       | 11 | 9   | 1  | 2  | .222  | 0  | 0  | 0  | 0  | 2  | .222  | 0   | 0   | 0  | 1  |     | 2  | 1  | 1    | .364  | .586  | 1  | 0  |
| 1992 | Williams, Lee       | 4  | 0   | 0  | 0  | .000  | 0  | 0  | 0  | 0  | 0  | .000  | 0   | 0   | 0  | 0  | 0   | 0  | 0  | 0    | .000  | .000  | 0  | 1  |
| 1973 | Williams, Marty     | 5  | 6   | 1  | 2  | .333  | 0  | 0  | 0  | 0  | 2  | .333  | 0   | 0   | 0  | 0  |     | 0  | 0  | 0    | .333  | .666  | 1  | 0  |
| 1985 | Willis, Jerry       | 28 | 45  | 10 | 11 | .244  | 3  | 1  | 0  | 1  | 15 | .333  | 11  | 3   | 1  | 4  | 5   | 7  | 7  | 0    | .340  | .673  | 20 | 0  |
| 1986 | Willis, Jerry       | 33 | 95  | 27 | 34 | .358  | 3  | 6  | 0  | 3  | 49 | .516  | 28  | 2   | 1  | 6  | 8   | 14 | 11 | 1    | .426  | .942  | 52 | 11 |
| 1984 | Wilson, Dan         | 8  | 17  | 4  | 2  | .118  | 0  | 1  | 0  | 0  | 3  | .176  | 0   | 0   | 0  | 0  | 0   | 2  | 1  | 0    | .167  | .343  | 4  | 1  |
| 1985 | Wilson, Dan         | 29 | 94  | 26 | 33 | .351  | 4  | 6  | 0  | 4  | 51 | .543  | 29  | 2   | 1  | 3  | 3   | 10 | 14 | 0    | .431  | .974  | 51 | 2  |
| 1986 | Wilson, Dan         | 36 | 108 | 43 | 53 | .491  | 5  | 11 | 3  | 7  | 91 | .843  | 45  | 0   | 2  | 6  | 7   | 6  | 20 | 0    | .562  | 1.405 | 81 | 8  |
| 1987 | Wilson, Dan         | 35 | 114 | 36 | 50 | .439  | 4  | 15 | 3  | 9  | 98 | .860  | 50  | 0   | 1  | 5  | 5   | 3  | 11 | 0    | .484  | 1.344 | 77 | 12 |
| 1982 | Wilson, Matt        | 24 | 70  | 19 | 24 | .343  | 0  | 6  | 0  | 0  | 30 | .429  | 16  | 2   | 0  | 3  |     | 5  | 10 | 3    | .446  | .875  | 35 | 5  |
| 1983 | Wilson, Matt        | 30 | 90  | 28 | 39 | .433  | 0  | 7  | 3  | 4  | 64 | .711  | 25  | 2   | 0  | 10 |     | 4  | 8  | 1    | .485  | 1.196 | 49 | 7  |
| 1992 | Wisneski, Craig     | 3  | 3   | 1  | 1  | .333  | 0  | 1  | 0  | 0  | 2  | .667  | 0   | 0   | 0  | 0  | 0   | 1  | 0  | 0    | .333  | 1.000 | 1  | 1  |
| 1982 | Wolfe, Phil         | 1  | 4   | 0  | 1  | .250  | 0  | 0  | 0  | 0  | 1  | .250  | 0   | 0   | 0  | 0  |     | 1  | 0  | 0    | .250  | .500  | 0  | 0  |
| 1969 | Wyborny, Grant      | 18 | 26  | 4  | 5  | .192  | 0  | 0  | 0  | 0  | 5  | .192  | 2   | 1   | 0  | 2  |     | 4  | 3  | 0    | .276  | .468  | 6  | 2  |
| 1970 | Wyborny, Grant      | 15 | 43  | 9  | 16 | .372  | 0  | 2  | 2  | 0  | 22 | .512  | 17  | 5   | 0  | 8  |     | 8  | 0  | 1    | .386  | .898  | 26 | 1  |
| 2021 | Yaney, Ben          | 21 | 48  | 22 | 17 | .354  |    | 4  | 0  | 1  | 24 | .500  | 8   | 0   | 0  | 5  | 8   | 5  | 5  | 2    | .436  | .936  | 5  | 2  |

## BHS Single Season: Alphabetical Listing of All Players' Batting Statistics

| YR   | NAME               | G  | AB  | R  | H  | AVG  | GW | 2B | 3B | HR | TB | SLG   | RBI | SAC | SF | SB | ATT | SO | BB | HB | OBA  | OPS   | OE | E  |
|------|--------------------|----|-----|----|----|------|----|----|----|----|----|-------|-----|-----|----|----|-----|----|----|----|------|-------|----|----|
| 1981 | Yaney, Joe         | 27 | 47  | 6  | 10 | .213 | 1  | 1  | 0  | 0  | 11 | .234  | 6   | 3   | 0  | 2  |     | 6  | 9  | 1  | .351 | .585  | 12 | 6  |
| 1982 | Yaney, Joe         | 25 | 75  | 24 | 32 | .427 | 0  | 10 | 0  | 2  | 48 | .640  | 27  | 4   | 0  | 1  |     | 6  | 10 | 1  | .500 | 1.140 | 49 | 3  |
| 2013 | Yorton, Shane      | 11 | 12  | 1  | 2  | .167 |    | 0  | 0  | 0  | 2  | .167  | 1   | 0   |    |    |     | 6  | 1  | 0  | .231 | .398  |    |    |
| 2014 | Yorton, Shane      | 37 | 120 | 25 | 39 | .325 |    | 11 | 1  | 3  | 61 | .508  | 23  | 1   | 1  | 3  | 5   | 27 | 13 | 5  | .410 | .918  | 2  | 0  |
| 2015 | Yorton, Will       | 7  | 19  | 4  | 5  | .263 |    | 0  | 0  | 1  | 8  | .421  | 6   | 0   | 0  | 0  | 0   | 9  | 2  | 0  | .333 | .754  | 0  | 1  |
| 2016 | Yorton, Will       | 14 | 26  | 3  | 7  | .269 |    | 1  | 0  | 0  | 8  | .308  | 5   | 0   | 1  | 0  | 0   | 9  | 2  | 1  | .333 | .641  | 1  | 1  |
| 2017 | Yorton, Will       | 33 | 96  | 21 | 41 | .427 |    | 10 | 0  | 5  | 66 | .688  | 32  | 1   | 1  | 5  | 5   | 6  | 10 | 2  | .486 | 1.174 |    | 3  |
| 2018 | Young, Scotty      | 3  | 3   | 0  | 1  | .333 |    | 1  | 0  | 0  | 2  | .667  | 1   | 0   | 0  | 0  | 0   | 2  | 1  | 0  | .500 | 1.167 | 0  | 1  |
| 2019 | Young, Scotty      | 13 | 12  | 1  | 1  | .083 |    | 0  | 0  | 0  | 1  | .083  | 2   | 0   | 0  | 0  | 0   | 3  | 4  | 1  | .353 | .436  | 0  | 0  |
| 2021 | Zakson, Avery      | 18 | 7   | 17 | 3  | .429 |    | 1  | 0  | 0  | 4  | .571  | 1   | 1   | 0  | 6  | 7   | 2  | 2  | 0  | .556 | 1.127 | 0  | 0  |
| 2002 | Zama, Troy         | 23 | 58  | 6  | 13 | .224 |    | 0  | 0  | 1  | 16 | .276  | 9   |     |    |    |     | 20 | 7  | 2  | .328 | .604  |    | 11 |
| 2003 | Zama, Troy         | 11 | 19  | 2  | 2  | .105 | 0  | 0  | 0  | 0  | 2  | .105  | 1   | 0   | 0  | 0  |     | 7  | 1  | 0  | .150 | .255  |    | 0  |
| 1972 | Zarosi, Jeff       | 16 | 9   | 6  | 1  | .111 | 0  | 0  | 0  | 0  | 1  | .111  | 0   | 0   | 0  | 6  |     | 5  | 2  | 0  | .273 | .384  | 6  | 0  |
| 1973 | Zarosi, Jeff       | 26 | 43  | 10 | 9  | .209 | 0  | 0  | 0  | 0  | 9  | .209  | 5   | 1   | 0  | 2  |     | 9  | 2  | 2  | .277 | .486  | 15 | 0  |
| 2017 | Zavoli, Michael    | 26 | 5   | 17 | 1  | .200 |    | 0  | 0  | 0  | 1  | .200  | 1   | 0   | 0  | 5  | 5   | 2  | 0  | 0  | .200 | .400  |    | 2  |
| 2018 | Zavoli, Michael    | 31 | 81  | 16 | 33 | .407 |    | 10 | 2  | 2  | 53 | .654  | 31  | 0   | 0  | 10 | 11  | 18 | 19 | 7  | .551 | 1.205 | 3  | 5  |
| 2007 | Zeisloft, Russ     | 35 | 123 | 23 | 43 | .350 |    | 8  | 0  | 3  | 63 | .488  | 22  |     |    |    |     | 15 | 11 | 3  | .416 | .904  |    |    |
| 2008 | Zeisloft, Russ     | 32 | 98  | 20 | 29 | .296 |    | 5  | 0  | 1  | 37 | .378  | 18  | 3   | 0  | 2  |     | 12 | 17 | 2  | .410 | .788  |    |    |
| 1986 | Zick, Craig        | 1  | 0   | 0  | 0  | .000 | 0  | 0  | 0  | 0  | 0  | .000  | 0   | 0   | 0  | 0  | 0   | 0  | 0  | 0  | .000 | .000  | 0  | 0  |
| 1988 | Zuchristian, Brad  | 10 | 8   | 2  | 1  | .125 | 0  | 0  | 0  | 0  | 1  | .125  | 1   | 0   | 0  | 0  | 0   | 2  | 0  | 0  | .125 | .250  | 3  | 0  |
| 1989 | Zuchristian, Brad  | 28 | 26  | 6  | 4  | .154 | 0  | 0  | 0  | 0  | 4  | .154  | 2   | 1   | 0  | 0  | 0   | 5  | 6  | 1  | .333 | .487  | 8  | 0  |
| 1983 | Zuchristian, Scott | 5  | 19  | 1  | 2  | .105 | 0  | 0  | 0  | 0  | 2  | .105  | 1   | 0   | 0  | 1  |     | 6  | 2  | 0  | .190 | .295  | 2  | 0  |
| 1984 | Zuchristian, Scott | 9  | 11  | 4  | 3  | .273 | 0  | 0  | 0  | 0  | 3  | .273  | 2   | 0   | 0  | 3  | 3   | 1  | 6  | 0  | .529 | .802  | 6  | 5  |
| 1999 | Zuniga, Darrell    | 7  | 5   | 2  | 1  | .200 |    | 1  | 0  | 0  | 2  | .400  | 1   | 0   | 0  | 0  |     | 0  | 1  | 0  | .333 | .733  | 0  | 0  |
| 2000 | Zuniga, Darrell    | 12 | 5   | 0  | 2  | .400 |    | 1  | 0  | 0  | 3  | .600  | 1   |     |    |    |     | 1  | 0  | 0  | .400 | 1.000 |    |    |
| 2014 | Zyzda, Jake        | 4  | 2   | 3  | 1  | .500 |    | 1  | 0  | 0  | 2  | 1.000 | 0   | 0   | 0  | 1  | 1   | 0  | 1  | 0  | .667 | 1.667 | 0  | 1  |
| 2015 | Zyzda, Jake        | 9  | 5   | 4  | 1  | .200 |    | 0  | 0  | 0  | 1  | .200  | 0   | 0   | 0  | 1  | 1   | 1  | 1  | 0  | .333 | .533  | 0  | 1  |
| 2016 | Zyzda, Jake        | 16 | 36  | 7  | 9  | .250 |    | 1  | 2  | 0  | 14 | .389  | 4   | 0   | 0  | 4  | 5   | 13 | 4  | 0  | .325 | .714  | 1  | 4  |

**BHS Single Season: Alphabetical Listing of All Players' Pitching Statistics**

| YR   | NAME               | G  | W  | L | S | CG | SH | IP   | BFP | H  | 2B | 3B | HR | R  | ER | SO  | BB | HB | WP | BK | ERA   | K%    | BB%   | WHIP |
|------|--------------------|----|----|---|---|----|----|------|-----|----|----|----|----|----|----|-----|----|----|----|----|-------|-------|-------|------|
| 2017 | Aievoli, Ricky     | 8  | 1  | 0 | 2 |    |    | 14.2 | 72  | 16 |    |    | 0  | 8  | 7  | 23  | 13 | 0  | 4  | 0  | 3.34  | 31.9% | 18.1% | 1.98 |
| 1969 | Allen, Don         | 11 | 2  | 7 | 0 | 6  | 0  | 45.2 | 207 | 36 | 0  | 0  | 0  | 33 | 22 | 44  | 21 | 2  | 4  | 1  | 3.37  | 21.3% | 10.1% | 1.25 |
| 1995 | Alley, Eric        | 12 | 2  | 1 | 4 | 0  | 0  | 20.2 | 87  | 10 | 3  | 0  | 1  | 10 | 5  | 29  | 14 | 3  | 3  | 0  | 1.73  | 33.3% | 16.1% | 1.16 |
| 1996 | Alley, Eric        | 11 | 0  | 2 | 1 | 1  | 0  | 42.2 | 199 | 40 | 8  | 1  | 3  | 25 | 18 | 51  | 25 | 3  | 8  | 0  | 2.95  | 25.6% | 12.6% | 1.52 |
| 1973 | Alms, Dan          | 9  | 0  | 0 | 0 | 0  | 0  | 12.2 | 51  | 8  | 0  | 0  | 0  | 7  | 3  | 8   | 5  | 0  | 0  | 0  | 1.66  | 15.7% | 9.8%  | 1.03 |
| 1966 | Altenberg, Larry   | 8  | 2  | 2 | 0 | 0  | 0  | 30.0 | 148 | 34 | 0  | 0  | 0  | 27 | 19 | 24  | 14 | 3  | 5  | 0  | 4.43  | 16.2% | 9.5%  | 1.60 |
| 2015 | Alexander, Dillon  | 2  | 0  | 0 | 0 |    |    | 2.0  | 8   | 2  |    |    | 0  | 0  | 0  | 0   | 1  | 0  | 0  | 0  | -     | 0.0%  | 12.5% | 1.50 |
| 1987 | Anderson, Dave     | 12 | 9  | 0 | 2 | 5  | 1  | 62.0 | 272 | 55 | 14 | 0  | 1  | 24 | 17 | 68  | 26 | 1  | 2  | 0  | 1.92  | 25.0% | 9.6%  | 1.31 |
| 1988 | Anderson, Dave     | 17 | 9  | 3 | 0 | 9  | 1  | 92.0 | 416 | 96 | 14 | 1  | 1  | 51 | 31 | 105 | 33 | 4  | 20 | 0  | 2.36  | 25.2% | 7.9%  | 1.40 |
| 1993 | Archibald, Ryan    | 8  | 6  | 0 | 1 | 1  | 0  | 31.2 | 142 | 35 | 8  | 0  | 4  | 20 | 15 | 26  | 11 | 2  | 2  | 0  | 3.32  | 18.3% | 7.7%  | 1.45 |
| 1994 | Archibald, Ryan    | 19 | 11 | 3 | 2 | 7  | 0  | 87.2 | 399 | 95 | 13 | 0  | 5  | 54 | 44 | 70  | 39 | 4  | 10 | 1  | 3.51  | 17.5% | 9.8%  | 1.53 |
| 1996 | Austin, John       | 10 | 6  | 2 | 0 | 1  | 0  | 50.1 | 209 | 24 | 6  | 0  | 0  | 24 | 15 | 37  | 20 | 2  | 6  | 1  | 2.09  | 17.7% | 9.6%  | 0.87 |
| 1997 | Austin, John       | 19 | 11 | 2 | 4 | 7  | 3  | 82.1 | 357 | 67 | 11 | 1  | 5  | 40 | 23 | 90  | 27 | 7  | 6  | 0  | 1.96  | 25.2% | 7.6%  | 1.14 |
| 1998 | Austin, John       | 14 | 10 | 2 | 0 | 10 | 4  | 72.0 | 299 | 53 | 7  | 0  | 2  | 22 | 18 | 83  | 23 | 5  | 5  | 0  | 1.75  | 27.8% | 7.7%  | 1.06 |
| 2012 | Balogh, Dylan      | 10 | 3  | 1 | 1 | 0  | 0  | 25.2 | 112 | 20 |    |    | 0  | 10 | 10 | 24  | 13 | 0  | 2  | 0  | 2.73  | 21.4% | 11.6% | 1.29 |
| 2013 | Balogh, Dylan      | 8  | 2  | 1 | 1 |    |    | 28.0 | 130 | 36 |    |    |    | 20 | 12 | 13  | 10 | 4  |    |    | 3.00  | 10.0% | 7.7%  | 1.64 |
| 2005 | Barnowski, Ross    | 3  | 0  | 1 | 1 | 0  | 0  | 3.0  | 19  | 5  |    |    | 0  | 5  | 2  | 2   | 2  | 1  | 0  | 0  | 4.67  | 10.5% | 10.5% | 2.33 |
| 2006 | Barnowski, Ross    | 1  | 0  | 0 | 1 | 0  | 0  | 1.0  | 5   | 1  |    |    | 0  | 0  | 0  | 0   | 1  | 0  | 0  | 0  | -     | 0.0%  | 20.0% | 2.00 |
| 2005 | Barsamian, Barrett | 5  | 1  | 0 | 0 | 0  | 0  | 5.2  | 37  | 9  |    |    | 0  | 7  | 6  | 6   | 3  | 0  | 0  | 0  | 7.41  | 16.2% | 8.1%  | 2.12 |
| 2006 | Barsamian, Barrett | 2  | 0  | 0 | 0 | 0  | 0  | 3.0  | 15  | 3  |    |    | 0  | 2  | 2  | 2   | 3  | 0  | 1  | 0  | 4.67  | 13.3% | 20.0% | 2.00 |
| 1994 | Baughman, Kevin    | 1  | 0  | 0 | 0 | 0  | 0  | 1.1  | 11  | 3  | 1  | 0  | 0  | 4  | 2  | 0   | 3  | 0  | 2  | 0  | 10.53 | 0.0%  | 27.3% | 4.51 |
| 1983 | Bauser, John       | 1  | 0  | 0 | 0 | 0  | 0  | 1.2  | 11  | 1  | 0  | 0  | 0  | 0  | 0  | 2   | 2  | 0  | 1  | 0  | -     | 18.2% | 18.2% | 1.80 |
| 1984 | Bauser, John       | 8  | 3  | 1 | 0 | 0  | 0  | 25.0 | 116 | 20 | 4  | 0  | 3  | 14 | 11 | 23  | 16 | 1  | 2  | 0  | 3.08  | 19.8% | 13.8% | 1.44 |
| 1985 | Bauser, John       | 14 | 3  | 2 | 2 | 0  | 0  | 21.2 | 101 | 22 | 2  | 0  | 2  | 14 | 13 | 33  | 14 | 0  | 0  | 0  | 4.20  | 32.7% | 13.9% | 1.66 |
| 1985 | Beaubien, Bob      | 2  | 1  | 0 | 0 | 0  | 0  | 5.0  | 22  | 3  | 1  | 2  | 0  | 4  | 4  | 1   | 3  | 0  | 0  | 0  | 5.60  | 4.5%  | 13.6% | 1.20 |
| 1986 | Beaubien, Bob      | 8  | 5  | 3 | 0 | 2  | 0  | 32.0 | 165 | 32 | 5  | 2  | 4  | 38 | 25 | 32  | 33 | 3  | 5  | 0  | 5.47  | 19.4% | 20.0% | 2.03 |
| 1982 | Bergin, Mike       | 4  | 2  | 0 | 1 | 0  | 0  | 18.2 | 74  | 14 | 4  | 2  | 0  | 4  | 1  | 16  | 4  | 0  | 2  | 1  | 0.37  | 21.6% | 5.4%  | 0.96 |
| 2000 | Bern, Collier      | 5  | 1  | 0 | 0 | 1  |    | 14.2 | 79  | 20 |    |    |    | 19 | 14 | 11  | 15 |    |    |    | 6.68  | 13.9% | 19.0% | 2.39 |
| 2001 | Bern, Collier      | 5  | 0  | 1 | 0 | 0  |    | 7.1  | 47  | 14 |    |    |    | 16 | 7  | 5   | 7  | 1  | 0  |    | 6.39  | 10.6% | 14.9% | 2.74 |
| 2021 | Bhogaraju, Sanjiv  | 2  | 0  | 0 | 0 |    |    | 2.0  | 11  |    |    |    | 0  | 1  | 1  | 4   | 4  | 0  | 0  | 0  | 3.50  | 36.4% | 36.4% | 2.00 |
| 2006 | Bieniek, Bob       | 0  | 0  | 0 | 0 | 0  | 0  | 0.0  | 0   | 0  |    |    | 0  | 0  | 0  | 0   | 0  | 0  | 0  | 0  | -     | 0.0%  | 0.0%  | -    |
| 2007 | Bieniek, Bob       |    | 1  | 1 | 1 |    |    | 8.1  | 35  | 6  | 0  | 0  | 0  | 5  | 5  | 9   | 5  | 0  |    |    | 4.20  | 25.7% | 14.3% | 1.32 |
| 1989 | Birmingham, Matt   | 12 | 4  | 0 | 4 | 0  | 0  | 29.0 | 141 | 28 | 8  | 1  | 0  | 22 | 17 | 24  | 21 | 0  | 4  | 2  | 4.10  | 17.0% | 14.9% | 1.69 |

**BHS Single Season: Alphabetical Listing of All Players' Pitching Statistics**

| YR   | NAME               | G  | W | L | S | CG | SH | IP   | BFP | H  | 2B | 3B | HR | R  | ER | SO | BB | HB | WP | BK | ERA   | K%    | BB%   | WHIP |
|------|--------------------|----|---|---|---|----|----|------|-----|----|----|----|----|----|----|----|----|----|----|----|-------|-------|-------|------|
| 1990 | Birmingham, Matt   | 17 | 8 | 3 | 1 | 5  | 1  | 77.1 | 344 | 72 | 9  | 3  | 3  | 47 | 32 | 75 | 29 | 9  | 8  | 1  | 2.90  | 21.8% | 8.4%  | 1.31 |
| 1986 | Bjors, Hans        | 3  | 0 | 0 | 1 | 0  | 0  | 8.2  | 48  | 18 | 3  | 0  | 4  | 15 | 11 | 6  | 4  | 2  | 2  | 0  | 8.88  | 12.5% | 8.3%  | 2.54 |
| 1986 | Blanke, John       | 1  | 0 | 0 | 0 | 0  | 0  | 1.0  | 7   | 2  | 2  | 0  | 0  | 2  | 1  | 0  | 1  | 0  | 0  | 0  | 7.00  | 0.0%  | 14.3% | 3.00 |
| 1990 | Blue, Matt         | 8  | 2 | 1 | 0 | 2  | 1  | 25.1 | 124 | 32 | 5  | 0  | 1  | 16 | 10 | 18 | 15 | 0  | 4  | 0  | 2.76  | 14.5% | 12.1% | 1.86 |
| 1982 | Blue, Scott        | 1  | 0 | 1 | 0 | 0  | 0  | 3.1  | 20  | 5  | 1  | 0  | 1  | 8  | 7  | 4  | 5  | 0  | 2  | 0  | 14.71 | 20.0% | 25.0% | 3.00 |
| 1978 | Bock, Brian        | 8  | 2 | 1 | 5 | 0  | 0  | 21.0 | 91  | 11 | 0  | 0  | 0  | 15 | 7  | 24 | 15 | 2  | 4  | 0  | 2.33  | 26.4% | 16.5% | 1.24 |
| 1973 | Bock, Eric         | 14 | 9 | 2 | 0 | 8  | 4  | 77.1 | 315 | 50 | 0  | 0  | 0  | 31 | 21 | 88 | 28 | 4  | 1  | 2  | 1.90  | 27.9% | 8.9%  | 1.01 |
| 1974 | Bock, Eric         | 12 | 7 | 1 | 0 | 8  | 3  | 61.0 | 251 | 39 | 0  | 0  | 0  | 21 | 11 | 85 | 25 | 1  | 1  | 0  | 1.26  | 33.9% | 10.0% | 1.05 |
| 1974 | Bock, John         | 6  | 2 | 0 | 0 | 2  | 0  | 22.1 | 92  | 16 | 0  | 0  | 0  | 7  | 6  | 24 | 9  | 2  | 2  | 0  | 1.88  | 26.1% | 9.8%  | 1.12 |
| 1975 | Bock, John         | 8  | 3 | 2 | 0 | 2  | 0  | 24.2 | 117 | 28 | 0  | 0  | 0  | 18 | 14 | 24 | 15 | 0  | 1  | 0  | 3.97  | 20.5% | 12.8% | 1.74 |
| 1989 | Boersma, Andrew    | 1  | 0 | 0 | 0 | 0  | 0  | 1.0  | 8   | 2  | 0  | 0  | 0  | 1  | 1  | 2  | 3  | 0  | 0  | 0  | 7.00  | 25.0% | 37.5% | 5.00 |
| 2017 | Bogaerts, Nick     | 2  | 2 | 0 | 0 |    |    | 8.0  | 33  | 5  |    |    | 0  | 1  | 1  | 4  | 2  | 3  | 1  | 0  | 0.88  | 12.1% | 6.1%  | 0.88 |
| 2018 | Bogaerts, Nick     | 8  | 3 | 0 | 0 |    |    | 26.2 | 125 | 29 |    |    | 1  | 16 | 12 | 19 | 9  | 4  | 1  | 0  | 3.15  | 15.2% | 7.2%  | 1.42 |
| 1990 | Boka, Ben          | 2  | 0 | 0 | 0 | 0  | 0  | 4.2  | 36  | 7  | 2  | 0  | 0  | 8  | 4  | 7  | 15 | 0  | 4  | 0  | 6.00  | 19.4% | 41.7% | 4.71 |
| 1995 | Bolich, Steve      | 1  | 0 | 0 | 0 | 0  | 0  | 1.0  | 6   | 3  | 0  | 0  | 0  | 2  | 0  | 0  | 0  | 0  | 0  | 1  | -     | 0.0%  | 0.0%  | 3.00 |
| 1996 | Bolich, Steve      | 21 | 1 | 0 | 7 | 0  | 0  | 19.1 | 83  | 19 | 3  | 0  | 1  | 11 | 5  | 17 | 4  | 2  | 1  | 0  | 1.81  | 20.5% | 4.8%  | 1.19 |
| 1970 | Bond, Clayton      | 9  | 5 | 3 | 0 | 5  | 0  | 43.1 | 201 | 27 | 0  | 0  | 0  | 28 | 13 | 14 | 39 | 5  | 7  | 4  | 2.10  | 7.0%  | 19.4% | 1.52 |
| 1971 | Bond, Clayton      | 11 | 9 | 1 | 0 | 7  | 2  | 60.2 | 271 | 39 | 0  | 0  | 0  | 21 | 15 | 60 | 43 | 7  | 6  | 0  | 1.73  | 22.1% | 15.9% | 1.35 |
| 1999 | Bongiovanni, Vince | 7  | 1 | 1 | 0 | 1  | 1  | 16.2 | 80  | 16 |    |    | 4  | 16 | 16 | 24 | 13 | 2  | 1  | 1  | 6.72  | 30.0% | 16.3% | 1.74 |
| 2000 | Bongiovanni, Vince | 11 | 6 | 3 | 0 | 5  |    | 68.0 | 299 | 45 |    |    |    | 44 | 30 | 85 | 28 |    |    |    | 3.09  | 28.4% | 9.4%  | 1.07 |
| 2001 | Bongiovanni, Vince | 12 | 6 | 5 | 0 | 5  |    | 68.0 | 319 | 59 |    |    |    | 46 | 28 | 83 | 42 | 4  | 2  |    | 2.88  | 26.0% | 13.2% | 1.49 |
| 1983 | Borghans, Dries    | 2  | 0 | 1 | 0 | 0  | 0  | 9.2  | 49  | 7  | 0  | 0  | 1  | 10 | 8  | 12 | 12 | 0  | 3  | 0  | 5.79  | 24.5% | 24.5% | 1.96 |
| 1984 | Borghans, Dries    | 11 | 5 | 2 | 0 | 2  | 0  | 41.0 | 186 | 30 | 2  | 2  | 6  | 30 | 21 | 46 | 26 | 1  | 8  | 0  | 3.59  | 24.7% | 14.0% | 1.37 |
| 2018 | Boyajian, Matt     | 1  | 0 | 0 | 0 | 0  | 0  | 0.1  | 1   | 0  |    | 0  | 0  | 0  | 0  | 0  | 0  | 0  | 0  | 0  | 0.00  | 0.0%  | 0.0%  | -    |
| 2019 | Boyajian, Matt     | 6  | 0 | 0 | 0 |    |    | 10.2 | 54  | 8  |    |    | 0  | 6  | 5  | 13 | 9  | 3  | 2  | 0  | 3.28  | 24.1% | 16.7% | 1.59 |
| 1994 | Brauch, Robert     | 13 | 2 | 1 | 2 | 0  | 0  | 30.2 | 132 | 28 | 4  | 0  | 2  | 13 | 11 | 21 | 11 | 1  | 4  | 0  | 2.51  | 15.9% | 8.3%  | 1.27 |
| 1995 | Brauch, Robert     | 16 | 9 | 1 | 0 | 4  | 3  | 76.1 | 306 | 48 | 4  | 1  | 2  | 24 | 8  | 57 | 27 | 2  | 5  | 1  | 0.73  | 18.6% | 8.8%  | 0.98 |
| 2004 | Brignola, Bobby    | 10 | 1 | 3 | 0 | 1  | 0  | 20.1 | 108 | 33 |    |    | 4  | 23 | 17 | 14 | 7  | 3  | 3  | 0  | 5.85  | 13.0% | 6.5%  | 1.97 |
| 2005 | Brignola, Bobby    | 16 | 6 | 4 | 2 | 2  | 0  | 50.1 | 249 | 62 |    |    | 4  | 47 | 31 | 51 | 28 | 4  | 5  | 0  | 4.31  | 20.5% | 11.2% | 1.79 |
| 2014 | Broomfield, Adam   | 1  | 0 | 0 | 0 |    |    | 1.0  | 5   | 0  |    |    | 0  | 0  | 0  | 0  | 2  | 0  |    | 0  | -     | 0.0%  | 40.0% | 2.00 |
| 2002 | Broughton, Gabe    | 4  | 0 | 1 | 0 | 0  | 0  | 7.1  | 39  | 7  |    |    | 0  | 10 | 5  | 5  | 9  | 0  | 2  | 1  | 4.77  | 12.8% | 23.1% | 2.18 |
| 2003 | Broughton, Gabe    | 6  | 1 | 2 | 0 | 0  | 0  | 18.2 | 96  | 21 |    |    | 0  | 21 | 11 | 16 | 18 | 5  | 9  |    | 4.12  | 16.7% | 18.8% | 2.09 |
| 2004 | Broughton, Gabe    | 4  | 2 | 1 | 0 | 0  | 0  | 12.1 | 53  | 13 |    |    | 2  | 8  | 7  | 7  | 2  | 4  | 0  | 1  | 3.97  | 13.2% | 3.8%  | 1.22 |



**BHS Single Season: Alphabetical Listing of All Players' Pitching Statistics**

| YR   | NAME             | G  | W | L | S | CG | SH | IP   | BFP | H  | 2B | 3B | HR | R  | ER | SO | BB | HB | WP | BK | ERA   | K%    | BB%   | WHIP |
|------|------------------|----|---|---|---|----|----|------|-----|----|----|----|----|----|----|----|----|----|----|----|-------|-------|-------|------|
| 2011 | Broughton, Jake  | 0  | 0 | 0 | 0 | 0  | 0  | 0.0  | 0   | 0  |    |    | 0  | 0  | 0  | 0  | 0  | 0  | 0  | 0  | -     | 0.0%  | 0.0%  | -    |
| 2002 | Bucalo, Dustin   | 1  | 0 | 0 | 0 | 0  | 0  | 1.1  | 10  | 3  |    |    | 0  | 7  | 3  | 2  | 1  | 0  | 0  | 0  | 15.79 | 20.0% | 10.0% | 3.01 |
| 2003 | Bucalo, Dustin   | 10 | 3 | 5 | 0 | 4  | 1  | 45.2 | 212 | 51 |    |    | 4  | 36 | 32 | 51 | 25 | 2  | 3  |    | 4.90  | 24.1% | 11.8% | 1.66 |
| 2007 | Buchholz, Sean   | 7  | 3 | 2 | 1 |    |    | 35.2 | 144 | 26 | 8  | 0  | 0  | 10 | 5  | 42 | 11 | 2  |    |    | 0.98  | 29.2% | 7.6%  | 1.04 |
| 2008 | Buchholz, Sean   | 11 | 5 | 2 | 0 | 3  | 0  | 63.0 | 269 | 56 |    |    | 2  | 38 | 26 | 75 | 30 | 4  | 0  | 0  | 2.889 | 27.9% | 11.2% | 1.37 |
| 2009 | Buchholz, Sean   | 15 | 5 | 4 | 2 | 5  | 2  | 70.1 | 328 | 69 |    |    | 4  | 51 | 38 | 81 | 40 | 5  | 10 | 0  | 3.78  | 24.7% | 12.2% | 1.55 |
| 2010 | Buchholz, Sean   | 9  | 4 | 2 | 0 | 2  | 1  | 38.0 | 170 | 28 |    |    | 0  | 16 | 10 | 50 | 22 | 1  | 3  | 0  | 1.84  | 29.4% | 12.9% | 1.32 |
| 2015 | Budzak, Brett    | 3  | 0 | 0 | 0 |    |    | 3.0  | 15  | 6  |    |    | 0  | 2  | 2  | 3  | 1  | 0  | 0  | 0  | 4.67  | 20.0% | 6.7%  | 2.33 |
| 2016 | Budzak, Brett    | 9  | 1 | 0 | 2 |    |    | 8.1  | 40  | 8  |    |    | 1  | 7  | 2  | 9  | 5  | 0  | 0  | 0  | 1.68  | 22.5% | 12.5% | 1.56 |
| 2000 | Camacho, Edgar   | 7  | 0 | 1 | 0 | 0  |    | 2.2  | 18  | 3  |    |    |    | 7  | 3  | 0  | 6  |    |    |    | 7.87  | 0.0%  | 33.3% | 3.37 |
| 2005 | Chapman, Billy   | 15 | 9 | 1 | 0 | 7  | 1  | 77.2 | 349 | 73 |    |    | 8  | 55 | 43 | 64 | 28 | 12 | 3  | 0  | 3.88  | 18.3% | 8.0%  | 1.30 |
| 2006 | Chapman, Billy   | 13 | 6 | 5 | 0 | 7  | 2  | 81.0 | 364 | 84 |    |    | 0  | 51 | 34 | 82 | 35 | 7  | 9  | 1  | 2.94  | 22.5% | 9.6%  | 1.47 |
| 1992 | Ciaglia, Craig   | 5  | 2 | 0 | 0 | 0  | 0  | 17.1 | 79  | 16 | 2  | 0  | 0  | 10 | 3  | 7  | 6  | 2  | 5  | 0  | 1.21  | 8.9%  | 7.6%  | 1.27 |
| 1993 | Ciaglia, Craig   | 5  | 1 | 1 | 0 | 0  | 0  | 14.0 | 76  | 11 | 1  | 0  | 1  | 16 | 10 | 15 | 18 | 1  | 5  | 0  | 5.00  | 19.7% | 23.7% | 2.07 |
| 2017 | Coble, Brad      | 8  | 0 | 0 | 0 |    |    | 11.0 | 50  | 12 |    |    | 0  | 7  | 6  | 10 | 5  | 1  | 0  | 0  | 3.82  | 20.0% | 10.0% | 1.55 |
| 2018 | Coble, Brad      | 11 | 1 | 0 | 0 |    |    | 15.0 | 66  | 8  |    |    | 0  | 7  | 2  | 18 | 5  | 4  | 2  | 0  | 0.93  | 27.3% | 7.6%  | 0.87 |
| 1973 | Cole, Bob        | 1  | 0 | 0 | 0 | 0  | 0  | 0.2  | 4   | 0  | 0  | 0  | 0  | 0  | 0  | 0  | 2  | 0  | 0  | 0  | -     | 0.0%  | 50.0% | 2.99 |
| 1987 | Coll, Brian      | 1  | 0 | 0 | 0 | 0  | 0  | 2.1  | 15  | 5  | 1  | 0  | 0  | 7  | 7  | 0  | 4  | 0  | 0  | 0  | 21.03 | 0.0%  | 26.7% | 3.86 |
| 1988 | Coll, Brian      | 16 | 7 | 1 | 1 | 3  | 1  | 56.1 | 291 | 58 | 13 | 0  | 3  | 47 | 34 | 76 | 48 | 4  | 13 | 2  | 4.23  | 26.1% | 16.5% | 1.88 |
| 2003 | Combs, Marty     | 9  | 4 | 2 | 1 | 1  | 0  | 32.1 | 144 | 35 |    |    | 2  | 22 | 17 | 22 | 14 | 3  | 5  |    | 3.68  | 15.3% | 9.7%  | 1.52 |
| 2004 | Combs, Marty     | 10 | 2 | 3 | 0 | 0  | 0  | 31.2 | 139 | 26 |    |    | 1  | 29 | 19 | 27 | 13 | 4  | 6  | 0  | 4.20  | 19.4% | 9.4%  | 1.23 |
| 2008 | Conroy, Tim      | 11 | 1 | 2 | 2 | 0  | 0  | 15.1 | 69  | 9  |    |    | 1  | 9  | 4  | 16 | 11 | 3  | 0  | 0  | 1.826 | 23.2% | 15.9% | 1.30 |
| 1994 | Contreras, Oscar | 2  | 0 | 1 | 1 | 0  | 0  | 1.2  | 7   | 1  | 0  | 0  | 0  | 1  | 0  | 1  | 2  | 0  | 0  | 0  | -     | 14.3% | 28.6% | 1.80 |
| 1969 | Corson, Scott    | 2  | 0 | 1 | 0 | 0  | 0  | 3.0  | 18  | 6  | 0  | 0  | 0  | 6  | 4  | 3  | 1  | 0  | 0  | 0  | 9.33  | 16.7% | 5.6%  | 2.33 |
| 1970 | Corson, Scott    | 6  | 1 | 0 | 0 | 0  | 0  | 19.2 | 93  | 27 | 0  | 0  | 0  | 12 | 6  | 25 | 6  | 1  | 2  | 2  | 2.14  | 26.9% | 6.5%  | 1.68 |
| 2013 | Covek, Jack      | 2  | 0 | 0 | 0 |    |    | 2.0  | 9   | 1  |    |    |    | 0  | 0  | 3  | 2  | 0  |    |    | -     | 33.3% | 22.2% | 1.50 |
| 2014 | Covek, Jack      | 5  | 1 | 0 | 0 |    |    | 5.1  | 28  | 4  |    |    | 0  | 2  | 1  | 5  | 6  | 0  |    | 0  | 1.31  | 17.9% | 21.4% | 1.88 |
| 1966 | Cowell, Jack     | 18 | 3 | 1 | 0 | 0  | 0  | 31.0 | 127 | 22 | 0  | 0  | 0  | 13 | 8  | 34 | 12 | 3  | 5  | 1  | 1.81  | 26.8% | 9.4%  | 1.10 |
| 2002 | Curto, Steve     | 6  | 0 | 1 | 0 | 0  | 0  | 6.2  | 41  | 13 |    |    | 3  | 14 | 5  | 7  | 6  | 0  | 0  | 0  | 5.25  | 17.1% | 14.6% | 2.85 |
| 1972 | D'Ambra, Frank   | 1  | 0 | 0 | 0 | 0  | 0  | 1.0  | 8   | 0  | 0  | 0  | 0  | 1  | 1  | 1  | 4  | 1  | 0  | 0  | 7.00  | 12.5% | 50.0% | 4.00 |
| 1999 | Danneger, Craig  | 2  | 0 | 0 | 0 | 0  | 0  | 4.1  | 25  | 5  |    |    | 0  | 3  | 3  | 6  | 1  | 2  | 3  | 0  | 4.50  | 24.0% | 4.0%  | 1.28 |
| 2009 | Day, John        | 5  | 0 | 0 | 0 | 0  | 0  | 3.2  | 25  | 4  |    |    | 0  | 7  | 6  | 4  | 7  | 2  | 3  | 0  | 11.44 | 16.0% | 28.0% | 3.00 |
| 1983 | Dehnert, Jeff    | 1  | 0 | 0 | 1 | 0  | 0  | 2.0  | 11  | 2  | 0  | 0  | 0  | 1  | 1  | 2  | 3  | 0  | 0  | 0  | 3.50  | 18.2% | 27.3% | 2.50 |

## BHS Single Season: Alphabetical Listing of All Players' Pitching Statistics

| YR   | NAME                  | G  | W  | L | S | CG | SH | IP   | BFP | H  | 2B | 3B | HR | R  | ER | SO | BB | HB | WP | BK | ERA   | K%    | BB%   | WHIP |
|------|-----------------------|----|----|---|---|----|----|------|-----|----|----|----|----|----|----|----|----|----|----|----|-------|-------|-------|------|
| 2016 | Dehnert, Patrick      | 5  | 0  | 0 | 0 |    |    | 6.1  | 31  | 7  |    |    | 0  | 5  | 4  | 6  | 5  | 2  | 1  | 0  | 4.42  | 19.4% | 16.1% | 1.90 |
| 2000 | Del Olmo, Rick        | 7  | 1  | 0 | 0 | 0  |    | 10.1 | 61  | 17 |    |    |    | 18 | 15 | 7  | 10 |    |    |    | 9.84  | 11.5% | 16.4% | 2.53 |
| 2001 | Del Olmo, Rick        | 6  | 1  | 1 | 0 | 0  |    | 18.0 | 98  | 24 |    |    |    | 23 | 16 | 16 | 16 | 6  | 6  |    | 6.22  | 16.3% | 16.3% | 2.22 |
| 2014 | Delaurentis, Anthony  | 11 | 6  | 3 | 0 |    |    | 53.2 | 243 | 57 |    |    | 4  | 33 | 29 | 60 | 19 | 1  |    | 1  | 3.78  | 24.7% | 7.8%  | 1.42 |
| 2015 | Delaurentis, Anthony  | 11 | 6  | 2 | 1 |    |    | 57.1 | 238 | 58 |    |    | 1  | 22 | 16 | 49 | 12 | 1  | 2  | 0  | 1.95  | 20.6% | 5.0%  | 1.22 |
| 1973 | Donovan, Kevin        | 5  | 3  | 0 | 0 | 2  | 3  | 24.1 | 110 | 17 | 0  | 0  | 0  | 13 | 7  | 30 | 19 | 1  | 3  | 1  | 2.01  | 27.3% | 17.3% | 1.48 |
| 1974 | Donovan, Kevin        | 7  | 5  | 0 | 0 | 3  | 2  | 33.0 | 140 | 23 | 0  | 0  | 0  | 15 | 7  | 44 | 17 | 1  | 1  | 0  | 1.48  | 31.4% | 12.1% | 1.21 |
| 1992 | Doty, Zach            | 1  | 0  | 0 | 0 | 0  | 0  | 1.0  | 6   | 2  | 0  | 0  | 0  | 2  | 2  | 1  | 1  | 0  | 0  | 0  | 14.00 | 16.7% | 16.7% | 3.00 |
| 1993 | Doty, Zach            | 5  | 3  | 1 | 0 | 1  | 0  | 19.0 | 90  | 13 | 3  | 0  | 0  | 13 | 11 | 19 | 19 | 3  | 5  | 0  | 4.05  | 21.1% | 21.1% | 1.68 |
| 2012 | Dowdy, Eric           | 0  | 0  | 0 | 0 | 0  | 0  | 0.0  | 0   | 0  |    |    | 0  | 0  | 0  | 0  | 0  | 0  | 0  | 0  | -     | 0.0%  | 0.0%  | -    |
| 1969 | Duhaime, Mike         | 2  | 0  | 0 | 0 | 0  | 0  | 3.2  | 18  | 7  | 0  | 0  | 0  | 4  | 3  | 4  | 2  | 0  | 0  | 1  | 5.72  | 22.2% | 11.1% | 2.45 |
| 1970 | Duhaime, Mike         | 13 | 12 | 1 | 0 | 11 | 1  | 84.0 | 368 | 62 | 0  | 0  | 0  | 32 | 20 | 81 | 47 | 7  | 7  | 1  | 1.67  | 22.0% | 12.8% | 1.30 |
| 1983 | Eckl, Bob             | 8  | 6  | 0 | 2 | 2  | 1  | 50.2 | 222 | 43 | 5  | 3  | 4  | 35 | 23 | 55 | 24 | 0  | 10 | 0  | 3.18  | 24.8% | 10.8% | 1.32 |
| 1984 | Eckl, Bob             | 12 | 4  | 3 | 1 | 4  | 1  | 60.0 | 279 | 51 | 7  | 0  | 7  | 48 | 37 | 64 | 42 | 5  | 7  | 2  | 4.32  | 22.9% | 15.1% | 1.55 |
| 2021 | Eisenbarth, Logan     | 8  | 5  | 2 | 0 |    |    | 41.0 | 175 | 37 |    |    | 3  | 25 | 22 | 50 | 13 | 1  | 6  | 0  | 3.76  | 28.6% | 7.4%  | 1.22 |
| 1972 | Eldridge, Rob         | 1  | 0  | 0 | 0 | 0  | 0  | 1.2  | 8   | 2  | 0  | 0  | 0  | 2  | 2  | 3  | 1  | 0  | 0  | 0  | 8.38  | 37.5% | 12.5% | 1.80 |
| 1973 | Eldridge, Rob         | 9  | 3  | 4 | 0 | 6  | 2  | 40.1 | 184 | 29 | 0  | 0  | 0  | 14 | 9  | 56 | 27 | 7  | 5  | 3  | 1.56  | 30.4% | 14.7% | 1.39 |
| 1991 | Engle, Jeremy         | 8  | 1  | 1 | 1 | 1  | 1  | 25.0 | 113 | 21 | 3  | 1  | 0  | 19 | 8  | 18 | 15 | 3  | 5  | 0  | 2.24  | 15.9% | 13.3% | 1.44 |
| 1992 | Engle, Jeremy         | 15 | 7  | 3 | 3 | 4  | 1  | 66.1 | 279 | 42 | 4  | 0  | 1  | 25 | 11 | 55 | 28 | 6  | 5  | 1  | 1.16  | 19.7% | 10.0% | 1.06 |
| 1993 | Engle, Jeremy         | 13 | 8  | 1 | 1 | 8  | 1  | 68.2 | 283 | 54 | 8  | 0  | 2  | 30 | 21 | 82 | 20 | 4  | 10 | 0  | 2.14  | 29.0% | 7.1%  | 1.08 |
| 1967 | English, John         | 6  | 2  | 4 | 0 | 0  | 0  | 35.0 | 105 | 0  | 0  | 0  | 0  | 12 | 12 | 0  | 0  | 0  | 0  | 0  | 2.40  | 0.0%  | 0.0%  | -    |
| 2017 | Ensign, Daniel        | 3  | 0  | 1 | 0 |    |    | 3.1  | 20  | 7  |    |    | 0  | 5  | 4  | 1  | 4  | 0  | 1  | 0  | 8.41  | 5.0%  | 20.0% | 3.30 |
| 2018 | Ensign, Daniel        | 9  | 1  | 3 | 0 |    |    | 32.0 | 150 | 35 |    |    | 0  | 23 | 19 | 25 | 12 | 12 | 4  | 0  | 4.16  | 16.7% | 8.0%  | 1.47 |
| 2011 | Estanislao, Alejandro | 6  | 0  | 1 | 0 | 0  | 0  | 7.0  | 40  | 11 |    |    | 0  | 9  | 9  | 7  | 9  | 0  | 0  | 0  | 9.00  | 17.5% | 22.5% | 2.86 |
| 1984 | Evanger, Jim          | 3  | 0  | 0 | 1 | 0  | 0  | 5.1  | 26  | 4  | 1  | 0  | 1  | 4  | 4  | 9  | 7  | 0  | 0  | 0  | 5.25  | 34.6% | 26.9% | 2.06 |
| 1996 | Faber, Brian          | 4  | 2  | 0 | 0 | 1  | 0  | 13.0 | 63  | 11 | 0  | 0  | 1  | 9  | 6  | 9  | 10 | 0  | 5  | 1  | 3.23  | 14.3% | 15.9% | 1.62 |
| 1997 | Faber, Brian          | 12 | 4  | 2 | 0 | 3  | 2  | 46.0 | 205 | 36 | 6  | 0  | 1  | 30 | 18 | 45 | 28 | 5  | 5  | 1  | 2.74  | 22.0% | 13.7% | 1.39 |
| 1989 | Faith, Matt           | 9  | 5  | 0 | 0 | 4  | 0  | 44.0 | 187 | 38 | 8  | 1  | 4  | 23 | 16 | 36 | 15 | 0  | 9  | 1  | 2.55  | 19.3% | 8.0%  | 1.20 |
| 1985 | Faith, Peter          | 12 | 2  | 2 | 1 | 1  | 0  | 32.1 | 172 | 40 | 5  | 0  | 3  | 39 | 26 | 29 | 26 | 3  | 5  | 1  | 5.63  | 16.9% | 15.1% | 2.04 |
| 1986 | Faith, Peter          | 14 | 7  | 2 | 0 | 5  | 0  | 60.1 | 280 | 50 | 11 | 2  | 7  | 47 | 39 | 64 | 45 | 3  | 9  | 2  | 4.53  | 22.9% | 16.1% | 1.57 |
| 2017 | Fakhoury, Rami        | 1  | 0  | 0 | 0 |    |    | 2.0  | 13  | 7  |    |    | 1  | 6  | 4  | 3  | 0  | 0  | 0  | 0  | 14.00 | 23.1% | 0.0%  | 3.50 |
| 2018 | Fakhoury, Rami        | 8  | 4  | 0 | 0 |    |    | 29.0 | 133 | 29 |    |    | 1  | 22 | 13 | 28 | 6  | 2  | 5  | 2  | 3.14  | 21.1% | 4.5%  | 1.21 |
| 1997 | Favia, Frank          | 1  | 1  | 0 | 0 | 0  | 0  | 5.0  | 29  | 9  | 0  | 0  | 0  | 8  | 3  | 3  | 2  | 1  | 1  | 0  | 4.20  | 10.3% | 6.9%  | 2.20 |

## BHS Single Season: Alphabetical Listing of All Players' Pitching Statistics

| YR   | NAME                | G  | W  | L | S | CG | SH | IP   | BFP | H  | 2B | 3B | HR | R  | ER | SO  | BB | HB | WP | BK | ERA   | K%    | BB%   | WHIP |
|------|---------------------|----|----|---|---|----|----|------|-----|----|----|----|----|----|----|-----|----|----|----|----|-------|-------|-------|------|
| 1998 | Favia, Frank        | 10 | 5  | 2 | 0 | 2  | 0  | 26.2 | 118 | 30 | 8  | 0  | 3  | 13 | 10 | 15  | 7  | 2  | 1  | 1  | 2.62  | 12.7% | 5.9%  | 1.39 |
| 1999 | Favia, Frank        | 2  | 1  | 0 | 0 | 0  | 0  | 2.2  | 1   | 0  |    |    | 0  | 0  | 0  | 4   | 0  | 0  | 0  | 0  | -     | 0.0%  | 0.0%  | -    |
| 2001 | Feit, Jake          | 11 | 0  | 1 | 1 | 0  |    | 11.0 | 60  | 16 |    |    |    | 16 | 10 | 10  | 13 | 0  | 4  |    | 6.36  | 16.7% | 21.7% | 2.64 |
| 2002 | Feit, Jake          | 10 | 2  | 5 | 0 | 4  | 0  | 48.0 | 233 | 45 |    |    | 2  | 39 | 19 | 46  | 27 | 6  | 8  | 1  | 2.77  | 19.7% | 11.6% | 1.50 |
| 1975 | Feit, John          | 7  | 3  | 2 | 0 | 5  | 0  | 44.0 | 182 | 25 | 0  | 0  | 0  | 22 | 14 | 44  | 25 | 1  | 1  | 0  | 2.23  | 24.2% | 13.7% | 1.14 |
| 1976 | Feit, John          | 13 | 12 | 0 | 0 | 11 | 2  | 83.2 | 369 | 48 | 0  | 0  | 0  | 36 | 18 | 107 | 65 | 4  | 7  | 0  | 1.51  | 29.0% | 17.6% | 1.35 |
| 1994 | Feit, Mike Jr.      | 1  | 0  | 0 | 0 | 0  | 0  | 0.0  | 4   | 2  | 0  | 0  | 0  | 3  | 3  | 0   | 2  | 0  | 0  | 0  | -     | 0.0%  | 50.0% | -    |
| 1995 | Feit, Mike Jr.      | 5  | 1  | 0 | 0 | 0  | 0  | 10.2 | 46  | 7  | 0  | 0  | 0  | 6  | 2  | 7   | 10 | 0  | 2  | 2  | 1.31  | 15.2% | 21.7% | 1.59 |
| 1996 | Feit, Mike Jr.      | 9  | 5  | 3 | 0 | 2  | 1  | 41.1 | 181 | 28 | 1  | 0  | 0  | 19 | 10 | 45  | 21 | 3  | 4  | 1  | 1.69  | 24.9% | 11.6% | 1.19 |
| 1994 | Franzese, Nick      | 8  | 4  | 2 | 0 | 1  | 0  | 30.1 | 148 | 27 | 4  | 1  | 2  | 30 | 19 | 19  | 23 | 8  | 7  | 0  | 4.39  | 12.8% | 15.5% | 1.65 |
| 1995 | Franzese, Nick      | 12 | 7  | 1 | 1 | 5  | 3  | 60.0 | 257 | 46 | 8  | 0  | 1  | 30 | 20 | 43  | 21 | 10 | 4  | 1  | 2.33  | 16.7% | 8.2%  | 1.12 |
| 1997 | Freese, Brian       | 1  | 0  | 0 | 0 | 0  | 0  | 1.0  | 7   | 2  | 0  | 0  | 0  | 3  | 1  | 1   | 1  | 0  | 1  | 1  | 7.00  | 14.3% | 14.3% | 3.00 |
| 1998 | Freese, Brian       | 3  | 0  | 0 | 0 | 0  | 0  | 2.2  | 11  | 3  | 2  | 0  | 0  | 1  | 1  | 5   | 0  | 0  | 0  | 0  | 2.62  | 45.5% | 0.0%  | 1.12 |
| 2016 | Gardner, Nick       | 1  | 0  | 0 | 0 |    |    | 3.1  | 15  | 1  |    |    | 0  | 3  | 2  | 2   | 4  | 0  | 0  | 1  | 4.20  | 13.3% | 26.7% | 1.50 |
| 2017 | Gardner, Nick       | 9  | 4  | 3 | 0 |    |    | 34.1 | 152 | 29 |    |    | 0  | 14 | 10 | 20  | 17 | 1  | 6  | 1  | 2.04  | 13.2% | 11.2% | 1.34 |
| 1984 | Geisler, Doug       | 1  | 0  | 0 | 0 | 0  | 0  | 1.1  | 9   | 2  | 0  | 0  | 0  | 1  | 1  | 2   | 3  | 0  | 1  | 0  | 5.26  | 22.2% | 33.3% | 3.76 |
| 1975 | George, Leo         | 4  | 2  | 0 | 0 | 2  | 0  | 16.0 | 80  | 23 | 0  | 0  | 0  | 15 | 8  | 14  | 9  | 2  | 3  | 0  | 3.50  | 17.5% | 11.3% | 2.00 |
| 1976 | George, Leo         | 1  | 1  | 0 | 0 | 0  | 0  | 4.0  | 22  | 5  | 0  | 0  | 0  | 3  | 1  | 3   | 3  | 1  | 1  | 0  | 1.75  | 13.6% | 13.6% | 2.00 |
| 2010 | Gerrard, Greg       | 8  | 3  | 1 | 0 | 0  | 1  | 17.2 | 85  | 14 |    |    | 1  | 14 | 9  | 20  | 23 | 0  | 6  | 0  | 3.57  | 23.5% | 27.1% | 2.09 |
| 2011 | Gerrard, Greg       | 10 | 2  | 4 | 1 | 1  | 1  | 42.0 | 192 | 49 |    |    | 3  | 35 | 32 | 46  | 14 | 3  | 1  | 0  | 5.33  | 24.0% | 7.3%  | 1.50 |
| 2002 | Gibson, Nate        | 0  | 0  | 0 | 0 | 0  | 0  | 0.0  | 0   | 0  |    |    | 0  | 0  | 0  | 0   | 0  | 0  | 0  | 0  | -     | 0.0%  | 0.0%  | -    |
| 2003 | Gibson, Nate        | 6  | 0  | 0 | 0 | 0  | 0  | 9.0  | 37  | 5  |    |    | 0  | 1  | 1  | 8   | 0  | 0  | 0  |    | 0.78  | 21.6% | 0.0%  | 0.56 |
| 2004 | Gibson, Nate        | 4  | 0  | 0 | 1 | 0  | 0  | 4.0  | 17  | 4  |    |    | 0  | 3  | 2  | 2   | 1  | 0  | 0  | 0  | 3.50  | 11.8% | 5.9%  | 1.25 |
| 2005 | Gilly, Erik         | 7  | 1  | 0 | 0 | 0  | 0  | 11.1 | 60  | 9  |    |    | 1  | 12 | 10 | 11  | 12 | 2  | 0  | 1  | 6.18  | 18.3% | 20.0% | 1.85 |
| 2006 | Gilly, Erik         | 10 | 0  | 4 | 0 | 0  | 0  | 23.0 | 108 | 13 |    |    | 1  | 16 | 12 | 24  | 31 | 2  | 0  | 1  | 3.65  | 22.2% | 28.7% | 1.91 |
| 1999 | Giovannelli, Jeff   | 2  | 0  | 1 | 0 | 0  | 0  | 3.2  | 22  | 8  |    |    | 0  | 7  | 7  | 2   | 2  | 0  | 4  | 0  | 13.35 | 9.1%  | 9.1%  | 2.72 |
| 1990 | Glendinning, Brent  | 5  | 1  | 0 | 0 | 0  | 1  | 12.1 | 57  | 12 | 2  | 0  | 0  | 12 | 10 | 15  | 9  | 0  | 3  | 0  | 5.68  | 26.3% | 15.8% | 1.70 |
| 1991 | Glendinning, Brent  | 13 | 11 | 1 | 0 | 10 | 1  | 76.1 | 324 | 52 | 4  | 1  | 3  | 29 | 18 | 59  | 36 | 6  | 9  | 0  | 1.65  | 18.2% | 11.1% | 1.15 |
| 2003 | Gockenbach, Charlie | 4  | 0  | 0 | 0 | 0  | 0  | 5.1  | 31  | 6  |    |    | 0  | 4  | 4  | 7   | 7  | 1  | 2  |    | 4.94  | 22.6% | 22.6% | 2.29 |
| 2010 | Gockenback, Jim     | 0  | 0  | 0 | 0 | 0  | 0  | 0.0  | 0   | 0  |    |    | 0  | 0  | 0  | 0   | 0  | 0  | 0  | 0  | -     | 0.0%  | 0.0%  | -    |
| 1980 | Goebbert, Lloyd     | 1  | 0  | 0 | 0 | 0  | 0  | 2.0  | 11  | 1  | 0  | 0  | 0  | 3  | 3  | 2   | 2  | 2  | 2  | 0  | 10.50 | 18.2% | 18.2% | 1.50 |
| 1981 | Goebbert, Lloyd     | 10 | 1  | 3 | 0 | 1  | 0  | 39.2 | 177 | 33 | 4  | 1  | 2  | 33 | 20 | 38  | 24 | 1  | 2  | 0  | 3.53  | 21.5% | 13.6% | 1.44 |
| 2015 | Gosswein, Brooks    | 6  | 4  | 1 | 0 |    |    | 32.0 | 140 | 31 |    |    | 1  | 16 | 10 | 23  | 10 | 0  | 2  | 1  | 2.19  | 16.4% | 7.1%  | 1.28 |

**BHS Single Season: Alphabetical Listing of All Players' Pitching Statistics**

| YR   | NAME               | G  | W  | L | S | CG | SH | IP   | BFP | H  | 2B | 3B | HR | R  | ER | SO | BB | HB | WP | BK | ERA   | K%    | BB%   | WHIP  |
|------|--------------------|----|----|---|---|----|----|------|-----|----|----|----|----|----|----|----|----|----|----|----|-------|-------|-------|-------|
| 2016 | Gosswein, Brooks   | 8  | 5  | 0 | 0 |    |    | 43.0 | 164 | 16 |    |    | 1  | 7  | 6  | 67 | 17 | 5  | 6  | 1  | 0.98  | 40.9% | 10.4% | 0.77  |
| 2017 | Gosswein, Brooks   | 10 | 6  | 3 | 0 |    | 1  | 42.2 | 192 | 39 |    |    | 0  | 25 | 17 | 56 | 23 | 5  | 8  | 0  | 2.79  | 29.2% | 12.0% | 1.45  |
| 1992 | Griffith, Joel     | 1  | 0  | 0 | 0 | 0  | 0  | 1.2  | 9   | 4  | 0  | 1  | 0  | 3  | 3  | 0  | 1  | 1  | 0  | 0  | 12.57 | 0.0%  | 11.1% | 2.99  |
| 2002 | Grimm, Bobby       | 6  | 0  | 0 | 1 | 0  | 0  | 8.1  | 53  | 12 |    |    | 0  | 10 | 6  | 13 | 9  | 1  | 0  | 0  | 5.04  | 24.5% | 17.0% | 2.52  |
| 2003 | Grimm, Bobby       | 4  | 0  | 0 | 0 | 0  | 0  | 2.2  | 12  | 4  |    |    | 0  | 2  | 0  | 2  | 0  | 1  | 0  |    | 0.00  | 16.7% | 0.0%  | 1.33  |
| 1980 | Hale, Dan          | 9  | 2  | 1 | 0 | 1  | 1  | 31.2 | 140 | 26 | 5  | 2  | 2  | 22 | 19 | 30 | 20 | 2  | 1  | 0  | 4.20  | 21.4% | 14.3% | 1.45  |
| 1981 | Hale, Dan          | 11 | 4  | 5 | 0 | 4  | 0  | 51.2 | 236 | 48 | 8  | 0  | 1  | 43 | 27 | 43 | 30 | 3  | 1  | 0  | 3.66  | 18.2% | 12.7% | 1.51  |
| 2016 | Harley, James      | 1  | 0  | 0 | 0 |    |    | 0.1  | 8   | 4  |    |    | 0  | 4  | 4  | 1  | 3  | 0  | 1  | 0  | 84.85 | 12.5% | 37.5% | 21.21 |
| 1975 | Hartwig, Greg      | 1  | 0  | 0 | 0 | 0  | 0  | 1.0  | 8   | 3  | 0  | 0  | 0  | 3  | 2  | 0  | 2  | 0  | 0  | 0  | 14.00 | 0.0%  | 25.0% | 5.00  |
| 1976 | Hartwig, Greg      | 6  | 4  | 1 | 0 | 1  | 0  | 20.2 | 115 | 21 | 0  | 0  | 0  | 18 | 11 | 35 | 25 | 7  | 8  | 1  | 3.73  | 30.4% | 21.7% | 2.23  |
| 2014 | Harvey, Jack       | 1  | 1  | 0 | 0 |    |    | 3.0  | 16  | 5  |    |    | 0  | 2  | 2  | 3  | 3  | 0  |    | 1  | 4.67  | 18.8% | 18.8% | 2.67  |
| 2015 | Harvey, Jack       | 6  | 1  | 1 | 0 |    |    | 17.0 | 88  | 25 |    |    | 1  | 19 | 13 | 9  | 13 | 1  | 3  | 0  | 5.35  | 10.2% | 14.8% | 2.24  |
| 1999 | Heath, Michael     | 6  | 0  | 0 | 0 | 0  | 0  | 11.1 | 54  | 13 |    |    | 2  | 10 | 10 | 9  | 4  | 4  | 3  | 0  | 6.18  | 16.7% | 7.4%  | 1.50  |
| 1989 | Henderson, Craig   | 2  | 1  | 0 | 0 | 0  | 0  | 5.0  | 19  | 1  | 0  | 0  | 0  | 0  | 0  | 8  | 3  | 0  | 0  | 0  | 0.00  | 42.1% | 15.8% | 0.80  |
| 1990 | Henderson, Craig   | 8  | 2  | 2 | 0 | 1  | 0  | 20.2 | 110 | 26 | 6  | 0  | 0  | 24 | 15 | 21 | 13 | 1  | 4  | 0  | 5.08  | 19.1% | 11.8% | 1.89  |
| 1977 | Hewes, Dave        | 3  | 2  | 1 | 0 | 0  | 0  | 16.1 | 33  | 7  | 0  | 0  | 0  | 6  | 3  | 22 | 17 | 0  | 2  | 0  | 1.29  | 66.7% | 51.5% | 1.47  |
| 1970 | Heyse, Bob         | 1  | 0  | 0 | 0 | 0  | 0  | 0.0  | 3   | 2  | 0  | 0  | 0  | 4  | 3  | 0  | 1  | 0  | 0  | 0  | -     | 0.0%  | 33.3% | -     |
| 1971 | Heyse, Bob         | 6  | 5  | 0 | 0 | 0  | 0  | 36.2 | 154 | 31 | 0  | 0  | 0  | 18 | 13 | 52 | 13 | 2  | 1  | 0  | 2.48  | 33.8% | 8.4%  | 1.20  |
| 1970 | Heyse, Don         | 6  | 2  | 0 | 0 | 0  | 0  | 20.1 | 92  | 18 | 0  | 0  | 0  | 14 | 11 | 18 | 12 | 1  | 1  | 0  | 3.79  | 19.6% | 13.0% | 1.48  |
| 1971 | Heyse, Don         | 9  | 4  | 3 | 0 | 4  | 1  | 53.0 | 216 | 34 | 0  | 0  | 0  | 22 | 10 | 49 | 26 | 5  | 3  | 1  | 1.32  | 22.7% | 12.0% | 1.13  |
| 2012 | Hillestad, Bennett | 0  | 0  | 0 | 0 | 0  | 0  | 0.0  | 0   | 0  |    |    | 0  | 0  | 0  | 0  | 0  | 0  | 0  | 0  | -     | 0.0%  | 0.0%  | -     |
| 2013 | Hillestad, Bennett | 10 | 2  | 3 | 2 |    |    | 15.0 | 85  | 24 |    |    |    | 18 | 18 | 14 | 16 | 7  |    |    | 8.40  | 16.5% | 18.8% | 2.67  |
| 2008 | Hirsch, Dave       | 1  | 0  | 0 | 0 | 0  | 0  | 0.1  | 6   | 4  |    |    | 1  | 5  | 5  | 0  | 0  | 0  | 0  | 0  | 106.1 | 0.0%  | 0.0%  | 12.12 |
| 2018 | Hoelter, Patrick   | 1  | 0  | 0 | 0 |    |    | 2.0  | 7   | 1  |    |    | 0  | 0  | 0  | 4  | 0  | 0  | 1  | 0  | 0.00  | 57.1% | 0.0%  | 0.50  |
| 2019 | Hoelter, Patrick   | 5  | 1  | 0 | 0 |    |    | 8.1  | 46  | 12 |    |    | 0  | 8  | 6  | 11 | 5  | 3  | 3  | 0  | 5.04  | 23.9% | 10.9% | 2.04  |
| 2021 | Hoffman, Danny     | 6  | 4  | 1 | 0 |    |    | 27.2 | 122 | 26 |    |    | 0  | 13 | 10 | 35 | 11 | 2  | 1  | 0  | 2.53  | 28.7% | 9.0%  | 1.34  |
| 2008 | Holke, Chris       | 6  | 0  | 1 | 0 | 0  | 0  | 9.2  | 66  | 14 |    |    | 0  | 18 | 13 | 7  | 13 | 0  | 0  | 0  | 9.411 | 10.6% | 19.7% | 2.79  |
| 2009 | Holke, Chris       | 2  | 0  | 0 | 0 | 0  | 0  | 2.1  | 18  | 6  |    |    | 0  | 7  | 6  | 1  | 4  | 1  | 0  | 0  | 18.03 | 5.6%  | 22.2% | 4.29  |
| 2018 | Holler, Nate       | 15 | 3  | 0 | 7 |    |    | 16.0 | 66  | 13 |    |    | 0  | 4  | 3  | 14 | 5  | 1  | 0  | 0  | 1.31  | 21.2% | 7.6%  | 1.13  |
| 2019 | Holler, Nate       | 10 | 10 | 0 | 0 |    |    | 58.1 | 234 | 29 |    |    | 2  | 19 | 6  | 84 | 11 | 9  | 2  | 0  | 0.72  | 35.9% | 4.7%  | 0.69  |
| 1983 | Hopkins, Derek     | 1  | 0  | 0 | 0 | 0  | 0  | 3.0  | 13  | 3  | 1  | 0  | 0  | 0  | 0  | 1  | 1  | 0  | 0  | 0  | 0.00  | 7.7%  | 7.7%  | 1.33  |
| 1979 | Hugo, Bill         | 2  | 1  | 1 | 0 | 1  | 0  | 7.1  | 40  | 6  | 2  | 0  | 0  | 5  | 4  | 3  | 10 | 2  | 0  | 0  | 3.82  | 7.5%  | 25.0% | 2.18  |
| 1991 | Hurzeler, Jim      | 1  | 0  | 0 | 0 | 0  | 0  | 3.1  | 18  | 5  | 0  | 0  | 0  | 3  | 2  | 3  | 1  | 0  | 0  | 0  | 4.20  | 16.7% | 5.6%  | 1.80  |

**BHS Single Season: Alphabetical Listing of All Players' Pitching Statistics**

| YR   | NAME              | G  | W | L | S | CG | SH | IP   | BFP | H  | 2B | 3B | HR | R  | ER | SO | BB | HB | WP | BK | ERA   | K%    | BB%   | WHIP |
|------|-------------------|----|---|---|---|----|----|------|-----|----|----|----|----|----|----|----|----|----|----|----|-------|-------|-------|------|
| 1992 | Hurzeler, Jim     | 10 | 5 | 2 | 0 | 2  | 0  | 36.1 | 154 | 35 | 6  | 1  | 1  | 16 | 13 | 27 | 11 | 3  | 0  | 0  | 2.50  | 17.5% | 7.1%  | 1.27 |
| 1970 | Hutchinson, Bob   | 1  | 0 | 1 | 0 | 0  | 0  | 2.0  | 13  | 5  | 0  | 0  | 0  | 6  | 4  | 0  | 2  | 0  | 0  | 0  | 14.00 | 0.0%  | 15.4% | 3.50 |
| 1986 | Hynds, Bryan      | 1  | 1 | 0 | 0 | 0  | 0  | 4.0  | 17  | 1  | 0  | 0  | 0  | 0  | 4  | 4  | 0  | 0  | 0  | 0  | 0.00  | 23.5% | 23.5% | 1.25 |
| 1987 | Hynds, Bryan      | 7  | 4 | 2 | 0 | 2  | 1  | 31.2 | 156 | 35 | 4  | 0  | 1  | 28 | 21 | 48 | 25 | 1  | 2  | 0  | 4.64  | 30.8% | 16.0% | 1.89 |
| 1976 | Jakus, Steve      | 2  | 0 | 0 | 0 | 0  | 0  | 3.0  | 11  | 0  | 0  | 0  | 0  | 0  | 0  | 3  | 1  | 0  | 0  | 0  | 0.00  | 27.3% | 9.1%  | 0.33 |
| 1994 | James, Tony       | 1  | 0 | 0 | 0 | 0  | 0  | 2.0  | 11  | 3  | 1  | 0  | 0  | 1  | 1  | 3  | 3  | 0  | 0  | 0  | 3.50  | 27.3% | 27.3% | 3.00 |
| 1969 | Jansen, Randy     | 10 | 1 | 3 | 0 | 0  | 0  | 30.1 | 132 | 26 | 0  | 0  | 0  | 18 | 10 | 29 | 15 | 1  | 3  | 1  | 2.31  | 22.0% | 11.4% | 1.35 |
| 1970 | Jansen, Randy     | 3  | 1 | 1 | 0 | 0  | 0  | 7.2  | 33  | 4  | 0  | 0  | 0  | 2  | 2  | 10 | 4  | 2  | 1  | 0  | 1.83  | 30.3% | 12.1% | 1.04 |
| 1972 | Jarrett, Bill     | 3  | 1 | 1 | 0 | 0  | 0  | 10.2 | 51  | 5  | 0  | 0  | 0  | 4  | 3  | 19 | 12 | 2  | 2  | 1  | 1.97  | 37.3% | 23.5% | 1.59 |
| 1973 | Jarrett, Bill     | 1  | 0 | 1 | 0 | 0  | 0  | 4.1  | 25  | 7  | 0  | 0  | 0  | 5  | 4  | 6  | 4  | 1  | 0  | 0  | 6.47  | 24.0% | 16.0% | 2.54 |
| 2002 | Jensen, Tim       | 1  | 0 | 0 | 0 | 0  | 0  | 0.2  | 7   | 3  |    |    | 0  | 2  | 2  | 0  | 2  | 0  | 1  | 0  | 20.90 | 0.0%  | 28.6% | 7.46 |
| 2003 | Jensen, Tim       | 8  | 0 | 1 | 0 | 0  | 0  | 11.2 | 65  | 19 |    |    | 1  | 16 | 10 | 9  | 13 | 1  | 6  |    | 6.00  | 13.8% | 20.0% | 2.74 |
| 2004 | Jensen, Tim       | 8  | 0 | 1 | 0 | 0  | 0  | 12.0 | 65  | 15 |    |    | 0  | 13 | 10 | 10 | 12 | 1  | 3  | 0  | 5.83  | 15.4% | 18.5% | 2.25 |
| 2003 | Johnson, Andrew   | 3  | 0 | 0 | 0 | 0  | 0  | 2.0  | 12  | 5  |    |    | 2  | 5  | 4  | 2  | 0  | 0  | 2  |    | 14.00 | 16.7% | 0.0%  | 2.50 |
| 1993 | Johnson, Jermaine | 1  | 0 | 0 | 0 | 0  | 0  | 1.2  | 14  | 6  | 0  | 1  | 0  | 6  | 6  | 3  | 3  | 0  | 0  | 1  | 25.15 | 21.4% | 21.4% | 5.39 |
| 1994 | Johnson, Jermaine | 2  | 1 | 0 | 0 | 0  | 0  | 3.2  | 23  | 3  | 0  | 1  | 0  | 5  | 5  | 0  | 9  | 0  | 2  | 0  | 9.54  | 0.0%  | 39.1% | 3.27 |
| 1995 | Johnson, Jermaine | 3  | 1 | 0 | 0 | 0  | 0  | 3.2  | 15  | 2  | 1  | 0  | 0  | 1  | 0  | 3  | 2  | 0  | 0  | 0  | 0.00  | 20.0% | 13.3% | 1.09 |
| 2014 | Johnson, Luke     | 5  | 1 | 0 | 1 |    |    | 4.2  | 18  | 2  |    |    | 0  | 0  | 0  | 7  | 3  | 0  |    | 0  | 0.00  | 38.9% | 16.7% | 1.07 |
| 2015 | Johnson, Luke     | 4  | 0 | 0 | 3 |    |    | 2.1  | 18  | 7  |    |    | 0  | 5  | 2  | 3  | 3  | 0  | 2  | 1  | 6.00  | 16.7% | 16.7% | 4.29 |
| 1978 | Joyce, Mike       | 1  | 0 | 1 | 0 | 1  | 0  | 6.0  | 30  | 11 | 0  | 0  | 0  | 7  | 4  | 5  | 1  | 0  | 3  | 0  | 4.67  | 16.7% | 3.3%  | 2.00 |
| 1979 | Joyce, Mike       | 7  | 1 | 1 | 3 | 0  | 0  | 19.1 | 87  | 17 | 1  | 0  | 0  | 12 | 8  | 13 | 12 | 1  | 1  | 0  | 2.90  | 14.9% | 13.8% | 1.50 |
| 2019 | Kanak, Ricky      | 5  | 1 | 1 | 0 |    |    | 11.2 | 56  | 7  |    |    | 0  | 6  | 2  | 12 | 6  | 4  | 1  | 0  | 1.20  | 21.4% | 10.7% | 1.11 |
| 2005 | Kazmier, Keith    | 9  | 1 | 0 | 1 | 0  | 0  | 16.2 | 84  | 20 |    |    | 4  | 16 | 12 | 19 | 11 | 0  | 2  | 0  | 5.04  | 22.6% | 13.1% | 1.86 |
| 2006 | Kazmier, Keith    | 15 | 6 | 4 | 0 | 6  | 1  | 68.0 | 292 | 63 |    |    | 6  | 38 | 30 | 75 | 21 | 6  | 3  | 0  | 3.09  | 25.7% | 7.2%  | 1.24 |
| 1999 | Kerns, Andrew     | 14 | 7 | 3 | 0 | 4  | 1  | 61.0 | 271 | 64 |    |    | 4  | 49 | 39 | 52 | 24 | 6  | 20 | 2  | 4.48  | 19.2% | 8.9%  | 1.44 |
| 2000 | Kerns, Andrew     | 13 | 3 | 4 | 0 | 1  |    | 55.0 | 277 | 74 |    |    |    | 61 | 41 | 63 | 29 |    |    |    | 5.22  | 22.7% | 10.5% | 1.87 |
| 2007 | Kerns, Peter      | 1  | 0 | 0 | 0 |    |    | 3.1  | 16  | 3  | 1  | 0  | 0  | 1  | 1  | 3  | 4  | 0  |    |    | 2.10  | 18.8% | 25.0% | 2.10 |
| 2021 | Koehler, Ryan     | 9  | 0 | 1 | 3 |    |    | 11.1 | 47  | 4  |    |    | 0  | 4  | 2  | 9  | 7  | 3  | 4  | 1  | 1.24  | 19.1% | 14.9% | 0.97 |
| 1972 | Koenen, John      | 13 | 4 | 4 | 0 | 5  | 1  | 55.1 | 224 | 41 | 0  | 0  | 0  | 24 | 10 | 60 | 15 | 3  | 5  | 0  | 1.27  | 26.8% | 6.7%  | 1.01 |
| 2021 | Kohanzo, Jake     | 9  | 5 | 1 | 0 |    |    | 25.2 | 114 | 23 |    |    | 2  | 8  | 8  | 25 | 10 | 3  | 0  | 0  | 2.18  | 21.9% | 8.8%  | 1.29 |
| 2006 | Korcal, Ryan      | 0  | 0 | 0 | 0 | 0  | 0  | 0.0  | 0   | 0  |    |    | 0  | 0  | 0  | 0  | 0  | 0  | 0  | 0  |       | -     | 0.0%  | -    |
| 2015 | Korus, Jeff       | 1  | 0 | 0 | 0 |    |    | 0.2  | 6   | 2  |    |    | 0  | 4  | 4  | 0  | 2  | 0  | 0  | 1  | 42.00 | 0.0%  | 33.3% | 6.00 |
| 1984 | Koski, Doug       | 1  | 1 | 0 | 0 | 0  | 0  | 4.0  | 18  | 1  | 0  | 0  | 0  | 3  | 2  | 1  | 3  | 0  | 2  | 0  | 3.50  | 5.6%  | 16.7% | 1.00 |

**BHS Single Season: Alphabetical Listing of All Players' Pitching Statistics**

| YR   | NAME               | G  | W | L | S | CG | SH | IP   | BFP | H  | 2B | 3B | HR | R  | ER | SO | BB | HB | WP | BK | ERA   | K%    | BB%   | WHIP |
|------|--------------------|----|---|---|---|----|----|------|-----|----|----|----|----|----|----|----|----|----|----|----|-------|-------|-------|------|
| 1985 | Koski, Doug        | 13 | 3 | 1 | 2 | 0  | 0  | 41.2 | 196 | 45 | 6  | 0  | 3  | 28 | 21 | 27 | 25 | 2  | 0  | 2  | 3.53  | 13.8% | 12.8% | 1.68 |
| 2017 | Kozlowski, Eric    | 7  | 1 | 0 | 1 |    |    | 7.1  | 32  | 6  |    |    | 0  | 5  | 4  | 6  | 2  | 1  | 3  | 0  | 3.82  | 18.8% | 6.3%  | 1.09 |
| 1990 | Kraus, Matt        | 1  | 0 | 0 | 0 | 0  | 0  | 2.0  | 8   | 2  | 0  | 0  | 1  | 1  | 1  | 1  | 0  | 0  | 0  | 0  | 3.50  | 12.5% | 0.0%  | 1.00 |
| 1991 | Kristof, Tom       | 6  | 2 | 1 | 0 | 0  | 0  | 24.1 | 104 | 21 | 3  | 1  | 0  | 15 | 8  | 20 | 16 | 0  | 9  | 1  | 2.30  | 19.2% | 15.4% | 1.52 |
| 1996 | Kristoff, Ryan     | 3  | 0 | 0 | 1 | 0  | 0  | 5.0  | 26  | 8  | 1  | 0  | 3  | 7  | 6  | 5  | 2  | 0  | 0  | 0  | 8.40  | 19.2% | 7.7%  | 2.00 |
| 2001 | Krull, Ken         | 4  | 2 | 0 | 0 | 0  |    | 13.1 | 72  | 17 |    |    |    | 12 | 10 | 17 | 7  | 1  | 2  |    | 5.25  | 23.6% | 9.7%  | 1.80 |
| 2002 | Krull, Ken         | 11 | 1 | 6 | 0 | 2  | 0  | 52.2 | 250 | 57 |    |    | 6  | 51 | 32 | 53 | 27 | 5  | 3  | 4  | 4.25  | 21.2% | 10.8% | 1.59 |
| 2012 | Kubiuk, Dan        | 1  | 0 | 0 | 0 | 0  | 0  | 0.2  | 3   | 0  |    |    | 0  | 0  | 0  | 1  | 0  | 1  | 0  | 0  | 0.00  | 33.3% | 0.0%  | -    |
| 2014 | Kubiuk, Dan        | 12 | 3 | 1 | 5 |    |    | 17.0 | 66  | 7  |    |    | 0  | 3  | 1  | 16 | 7  | 0  |    | 0  | 0.41  | 24.2% | 10.6% | 0.82 |
| 2010 | Le Compte, Ben     | 1  | 0 | 0 | 0 | 0  | 0  | 1.1  | 8   | 1  |    |    | 0  | 5  | 5  | 1  | 4  | 0  | 0  | 0  | 26.32 | 12.5% | 50.0% | 3.76 |
| 1998 | Lee, Andy          | 6  | 1 | 0 | 0 | 0  | 0  | 19.0 | 91  | 23 | 2  | 1  | 0  | 12 | 9  | 18 | 7  | 1  | 2  | 0  | 3.32  | 19.8% | 7.7%  | 1.58 |
| 1998 | Leng, Carl         | 2  | 0 | 0 | 0 | 0  | 0  | 3.0  | 11  | 0  | 0  | 0  | 0  | 1  | 1  | 1  | 3  | 0  | 1  | 0  | 2.33  | 9.1%  | 27.3% | 1.00 |
| 1999 | Leng, Carl         | 9  | 2 | 1 | 0 | 0  | 0  | 23.1 | 125 | 35 |    |    | 2  | 29 | 19 | 18 | 7  | 2  | 1  | 0  | 5.70  | 14.4% | 5.6%  | 1.80 |
| 2006 | Lidge, Mike        | 12 | 1 | 1 | 2 | 0  | 0  | 16.0 | 76  | 18 |    |    | 1  | 11 | 6  | 14 | 8  | 0  | 2  | 0  | 2.63  | 18.4% | 10.5% | 1.63 |
| 2007 | Lidge, Mike        | 3  | 2 | 0 | 0 |    |    | 25.1 | 119 | 28 | 3  | 1  | 1  | 20 | 13 | 21 | 11 | 0  |    |    | 3.59  | 17.6% | 9.2%  | 1.54 |
| 1996 | Lindberg, Mike     | 4  | 0 | 0 | 0 | 0  | 0  | 3.0  | 18  | 5  | 2  | 0  | 0  | 4  | 4  | 2  | 5  | 0  | 0  | 0  | 9.33  | 11.1% | 27.8% | 3.33 |
| 1972 | Lindskoog, Jeff    | 6  | 2 | 0 | 0 | 2  | 0  | 16.1 | 68  | 8  | 0  | 0  | 0  | 6  | 0  | 15 | 10 | 1  | 2  | 0  | 0.00  | 22.1% | 14.7% | 1.10 |
| 2010 | Locascio, Dan      | 1  | 0 | 0 | 0 | 0  | 0  | 1.0  | 7   | 1  |    |    | 0  | 0  | 0  | 1  | 2  | 0  | 0  | 0  | 0.00  | 14.3% | 28.6% | 3.00 |
| 2011 | Locascio, Dan      | 4  | 0 | 0 | 0 | 0  | 0  | 4.2  | 32  | 9  |    |    | 4  | 9  | 8  | 3  | 6  | 1  | 0  | 0  | 11.99 | 9.4%  | 18.8% | 3.21 |
| 2019 | Loutos, Nick       | 1  | 0 | 0 | 0 |    |    | 1.0  | 8   | 3  |    |    | 0  | 2  | 2  | 1  | 1  | 1  | 1  | 0  | 14.00 | 12.5% | 12.5% | 4.00 |
| 2015 | Loutos, Ryan       | 1  | 1 | 0 | 0 |    |    | 3.0  | 10  | 1  |    |    | 0  | 0  | 0  | 2  | 0  | 0  | 0  | 0  | 0     | 20.0% | 0.0%  | 0.33 |
| 2016 | Loutos, Ryan       | 8  | 5 | 2 | 0 |    |    | 35.1 | 160 | 30 |    |    | 0  | 22 | 7  | 43 | 11 | 5  | 11 | 0  | 1.39  | 26.9% | 6.9%  | 1.16 |
| 2017 | Loutos, Ryan       | 10 | 9 | 0 | 0 |    |    | 59.1 | 215 | 28 |    |    | 0  | 7  | 4  | 92 | 6  | 5  | 4  | 0  | 0.47  | 42.8% | 2.8%  | 0.57 |
| 2009 | Lundmark, Jackson  | 4  | 0 | 2 | 0 | 0  | 0  | 15.2 | 79  | 16 |    |    | 2  | 17 | 14 | 11 | 8  | 2  | 1  | 0  | 6.25  | 13.9% | 10.1% | 1.53 |
| 2010 | Lundmark, Jackson  | 9  | 1 | 4 | 1 | 2  | 3  | 40.1 | 185 | 35 |    |    | 0  | 21 | 9  | 26 | 23 | 2  | 4  | 0  | 1.56  | 14.1% | 12.4% | 1.44 |
| 2011 | MacCartney, Connor | 2  | 0 | 0 | 0 | 0  | 0  | 3.0  | 19  | 6  |    |    | 0  | 8  | 6  | 5  | 4  | 0  | 1  | 0  | 14.00 | 26.3% | 21.1% | 3.33 |
| 2012 | MacCartney, Connor | 5  | 0 | 2 | 0 | 0  | 0  | 20.2 | 94  | 25 |    |    | 1  | 13 | 14 | 15 | 5  | 7  | 6  | 1  | 4.74  | 16.0% | 5.3%  | 1.45 |
| 2018 | Mack, Richie       | 2  | 0 | 2 | 0 |    |    | 4.1  | 24  | 5  |    |    | 0  | 5  | 3  | 2  | 5  | 0  | 1  | 0  | 4.85  | 8.3%  | 20.8% | 2.31 |
| 1998 | Mack, Robert       | 2  | 0 | 0 | 0 | 0  | 0  | 1.2  | 8   | 2  | 0  | 0  | 0  | 2  | 1  | 1  | 1  | 0  | 0  | 0  | 4.19  | 12.5% | 12.5% | 1.80 |
| 2014 | Marion, Nick       | 1  | 0 | 0 | 0 |    |    | 2.0  | 10  | 2  |    |    | 0  | 2  | 0  | 1  | 1  | 0  |    | 0  | 0.00  | 10.0% | 10.0% | 1.50 |
| 2015 | Marion, Nick       | 11 | 3 | 0 | 0 |    |    | 13.2 | 65  | 16 |    |    | 0  | 10 | 8  | 5  | 8  | 0  | 2  | 3  | 4.10  | 7.7%  | 12.3% | 1.76 |
| 2004 | Maropis, Derek     | 1  | 0 | 0 | 0 | 0  | 0  | 0.0  | 0   | 0  |    |    | 0  | 0  | 0  | 0  | 0  | 0  | 0  | 0  |       | -     | 0.0%  | -    |
| 2005 | Maropis, Derek     | 1  | 1 | 0 | 0 | 0  | 0  | 1.0  | 6   | 2  |    |    | 0  | 2  | 1  | 1  | 0  | 0  | 0  | 0  | 7.00  | 16.7% | 0.0%  | 2.00 |

**BHS Single Season: Alphabetical Listing of All Players' Pitching Statistics**

| YR   | NAME              | G  | W  | L | S | CG | SH | IP   | BFP | H  | 2B | 3B | HR | R  | ER | SO  | BB | HB | WP | BK | ERA   | K%    | BB%   | WHIP |
|------|-------------------|----|----|---|---|----|----|------|-----|----|----|----|----|----|----|-----|----|----|----|----|-------|-------|-------|------|
| 2004 | Marshall, Eric    | 11 | 8  | 0 | 0 | 6  | 2  | 57.1 | 247 | 46 |    |    | 3  | 20 | 12 | 48  | 24 | 4  | 4  | 2  | 1.47  | 19.4% | 9.7%  | 1.22 |
| 2005 | Marshall, Eric    | 17 | 14 | 1 | 2 | 11 | 8  | 97.0 | 387 | 50 |    |    | 2  | 19 | 12 | 108 | 29 | 12 | 5  | 0  | 0.87  | 27.9% | 7.5%  | 0.81 |
| 2010 | Maude, Mike       | 0  | 0  | 0 | 0 | 0  | 0  | 0.0  | 0   | 0  |    |    | 0  | 0  | 0  | 0   | 0  | 0  | 0  | 0  |       | -     | 0.0%  | -    |
| 2011 | Maude, Mike       | 9  | 0  | 0 | 0 | 0  | 0  | 11.0 | 68  | 12 |    |    | 0  | 17 | 13 | 11  | 24 | 0  | 2  | 0  | 8.27  | 16.2% | 35.3% | 3.27 |
| 1994 | Mayer, Tom        | 2  | 0  | 0 | 0 | 0  | 0  | 6.0  | 35  | 9  | 1  | 1  | 1  | 11 | 9  | 6   | 8  | 0  | 6  | 0  | 10.50 | 17.1% | 22.9% | 2.83 |
| 1995 | Mayer, Tom        | 6  | 4  | 0 | 0 | 0  | 0  | 29.0 | 132 | 27 | 1  | 0  | 0  | 14 | 9  | 24  | 16 | 4  | 2  | 0  | 2.17  | 18.2% | 12.1% | 1.48 |
| 1993 | Mayland, Chris    | 4  | 0  | 0 | 0 | 0  | 0  | 6.1  | 27  | 3  | 0  | 0  | 0  | 2  | 2  | 5   | 3  | 2  | 0  | 0  | 2.21  | 18.5% | 11.1% | 0.95 |
| 2004 | McBee, Kevin      | 1  | 0  | 0 | 0 | 0  | 0  | 0.2  | 8   | 1  |    |    | 0  | 1  | 1  | 0   | 1  | 0  | 0  | 0  | 10.45 | 0.0%  | 12.5% | 2.99 |
| 2005 | McBee, Kevin      | 2  | 0  | 0 | 0 | 0  | 0  | 4.0  | 20  | 5  |    |    | 1  | 3  | 2  | 0   | 2  | 0  | 0  | 0  | 3.50  | 0.0%  | 10.0% | 1.75 |
| 2007 | McDonnell, Danny  | 1  | 0  | 0 | 0 |    |    | 1.0  | 6   | 2  | 0  | 0  | 2  | 3  | 2  | 1   | 1  | 0  |    |    | 14.00 | 16.7% | 16.7% | 3.00 |
| 2008 | McDonnell, Danny  | 8  | 3  | 1 | 0 | 0  | 0  | 24.2 | 121 | 30 |    |    | 2  | 25 | 22 | 21  | 16 | 1  | 0  | 0  | 6.242 | 17.4% | 13.2% | 1.86 |
| 2008 | McDonnell, Robby  | 5  | 2  | 1 | 0 | 0  | 0  | 17.0 | 79  | 6  |    |    | 1  | 15 | 11 | 24  | 14 | 2  | 0  | 0  | 4.529 | 30.4% | 17.7% | 1.18 |
| 2009 | McDonnell, Robby  | 16 | 9  | 3 | 0 | 4  | 3  | 70.0 | 320 | 52 |    |    | 3  | 31 | 21 | 99  | 42 | 4  | 7  | 1  | 2.10  | 30.9% | 13.1% | 1.34 |
| 2010 | McDonnell, Robby  | 10 | 4  | 2 | 1 | 3  | 0  | 40.1 | 169 | 24 |    |    | 1  | 20 | 9  | 81  | 17 | 3  | 3  | 0  | 1.56  | 47.9% | 10.1% | 1.02 |
| 2001 | McDonnell, Scott  | 10 | 0  | 0 | 1 | 0  |    | 12.1 | 56  | 13 |    |    |    | 10 | 8  | 12  | 9  | 0  | 0  |    | 4.54  | 21.4% | 16.1% | 1.78 |
| 2002 | McDonnell, Scott  | 12 | 1  | 2 | 0 | 0  | 0  | 14.1 | 70  | 17 |    |    | 1  | 14 | 12 | 12  | 7  | 0  | 1  | 0  | 5.86  | 17.1% | 10.0% | 1.67 |
| 1979 | McLamore, Scott   | 5  | 3  | 0 | 1 | 1  | 0  | 17.2 | 61  | 2  | 1  | 0  | 0  | 7  | 4  | 9   | 6  | 0  | 1  | 0  | 1.58  | 14.8% | 9.8%  | 0.45 |
| 1995 | McNichols, Sean   | 18 | 4  | 2 | 4 | 0  | 0  | 35.1 | 148 | 21 | 6  | 0  | 3  | 20 | 14 | 33  | 16 | 1  | 4  | 2  | 2.77  | 22.3% | 10.8% | 1.05 |
| 1996 | McNichols, Sean   | 12 | 4  | 2 | 0 | 0  | 0  | 29.2 | 136 | 25 | 6  | 0  | 1  | 20 | 12 | 34  | 12 | 2  | 3  | 0  | 2.83  | 25.0% | 8.8%  | 1.25 |
| 2017 | Medina, Jackson   | 1  | 0  | 0 | 0 |    |    | 0.2  | 4   | 2  |    |    | 0  | 0  | 0  | 0   | 0  | 0  | 0  | 0  | 0.00  | 0.0%  | 0.0%  | 2.99 |
| 2018 | Medina, Jackson   | 10 | 5  | 2 | 0 |    |    | 40.1 | 199 | 51 |    |    | 0  | 30 | 14 | 20  | 9  | 7  | 4  | 0  | 2.43  | 10.1% | 4.5%  | 1.49 |
| 2015 | Meier, Dane       | 6  | 0  | 0 | 0 |    |    | 6.0  | 34  | 9  |    |    | 0  | 8  | 7  | 5   | 6  | 2  | 1  | 1  | 8.17  | 14.7% | 17.6% | 2.50 |
| 2017 | Meyer, Jake       | 9  | 1  | 0 | 0 |    |    | 12.2 | 51  | 11 |    |    | 0  | 4  | 3  | 11  | 5  | 1  | 3  | 1  | 1.66  | 21.6% | 9.8%  | 1.26 |
| 2018 | Meyer, Jake       | 7  | 1  | 0 | 1 |    |    | 11.1 | 68  | 16 |    |    | 0  | 18 | 16 | 11  | 14 | 2  | 6  | 0  | 9.88  | 16.2% | 20.6% | 2.47 |
| 2015 | Michaels, Tristan | 5  | 0  | 0 | 0 |    |    | 6.0  | 32  | 8  |    |    | 0  | 7  | 7  | 5   | 5  | 1  | 1  | 0  | 8.17  | 15.6% | 15.6% | 2.17 |
| 2016 | Michaels, Tristan | 7  | 0  | 1 | 0 |    |    | 7.1  | 41  | 8  |    |    | 1  | 6  | 6  | 11  | 10 | 0  | 4  | 0  | 5.73  | 26.8% | 24.4% | 2.46 |
| 1999 | Mickey, David     | 7  | 3  | 3 | 0 | 2  | 1  | 32.2 | 153 | 33 |    |    | 1  | 33 | 24 | 38  | 9  | 2  | 4  | 1  | 5.14  | 24.8% | 5.9%  | 1.29 |
| 1988 | Minchk, Kevin     | 1  | 0  | 0 | 0 | 0  | 0  | 0.2  | 6   | 2  | 0  | 1  | 0  | 3  | 2  | 1   | 1  | 0  | 1  | 0  | 20.90 | 16.7% | 16.7% | 4.48 |
| 1989 | Minchk, Kevin     | 7  | 2  | 1 | 0 | 0  | 0  | 10.2 | 69  | 21 | 1  | 0  | 1  | 16 | 10 | 5   | 11 | 1  | 3  | 0  | 6.56  | 7.2%  | 15.9% | 3.00 |
| 1976 | Mitchell, Clay    | 6  | 1  | 0 | 0 | 0  | 0  | 12.0 | 52  | 10 | 0  | 0  | 0  | 2  | 0  | 14  | 6  | 0  | 0  | 0  | 0.00  | 26.9% | 11.5% | 1.33 |
| 1977 | Mitchell, Clay    | 6  | 2  | 4 | 0 | 0  | 0  | 34.0 | 167 | 33 | 0  | 0  | 0  | 29 | 23 | 39  | 32 | 0  | 4  | 0  | 4.74  | 23.4% | 19.2% | 1.91 |
| 1976 | Mogle, Tom        | 2  | 0  | 0 | 0 | 0  | 0  | 6.2  | 32  | 7  | 0  | 0  | 0  | 8  | 7  | 4   | 3  | 2  | 1  | 0  | 7.35  | 12.5% | 9.4%  | 1.50 |
| 1977 | Mogle, Tom        | 2  | 0  | 0 | 1 | 0  | 0  | 5.0  | 30  | 5  | 0  | 0  | 0  | 5  | 2  | 4   | 10 | 0  | 4  | 0  | 2.80  | 13.3% | 33.3% | 3.00 |

**BHS Single Season: Alphabetical Listing of All Players' Pitching Statistics**

| YR   | NAME              | G  | W  | L | S | CG | SH | IP   | BFP | H  | 2B | 3B | HR | R  | ER | SO  | BB | HB | WP | BK | ERA   | K%    | BB%   | WHIP  |
|------|-------------------|----|----|---|---|----|----|------|-----|----|----|----|----|----|----|-----|----|----|----|----|-------|-------|-------|-------|
| 1973 | Moldermaker, Don  | 4  | 0  | 0 | 0 | 0  | 0  | 5.0  | 20  | 3  | 0  | 0  | 0  | 3  | 2  | 4   | 2  | 0  | 0  | 0  | 2.80  | 20.0% | 10.0% | 1.00  |
| 1974 | Moldermaker, Don  | 1  | 1  | 0 | 0 | 0  | 0  | 1.0  | 11  | 3  | 0  | 0  | 0  | 7  | 0  | 0   | 5  | 0  | 0  | 0  | 0.00  | 0.0%  | 45.5% | 8.00  |
| 1987 | Molloy, Mike      | 1  | 0  | 0 | 0 | 0  | 0  | 2.0  | 12  | 4  | 1  | 1  | 1  | 3  | 2  | 1   | 1  | 0  | 0  | 0  | 7.00  | 8.3%  | 8.3%  | 2.50  |
| 1974 | Moore, Harry      | 2  | 1  | 1 | 0 | 1  | 0  | 9.0  | 39  | 10 | 0  | 0  | 0  | 12 | 5  | 4   | 8  | 0  | 0  | 0  | 3.89  | 10.3% | 20.5% | 2.00  |
| 1975 | Moore, Harry      | 7  | 3  | 0 | 0 | 2  | 0  | 25.0 | 118 | 24 | 0  | 0  | 0  | 11 | 9  | 25  | 16 | 1  | 2  | 0  | 2.52  | 21.2% | 13.6% | 1.60  |
| 1996 | Moore, Jim        | 1  | 0  | 0 | 0 | 0  | 0  | 1.0  | 9   | 3  | 0  | 0  | 0  | 3  | 0  | 2   | 2  | 0  | 2  | 1  | 0.00  | 22.2% | 22.2% | 5.00  |
| 1997 | Moreno, Dimas     | 13 | 3  | 2 | 1 | 0  | 0  | 25.1 | 115 | 17 | 2  | 0  | 1  | 13 | 8  | 27  | 16 | 0  | 5  | 0  | 2.21  | 23.5% | 13.9% | 1.30  |
| 1984 | Morgan, Dave      | 4  | 0  | 0 | 0 | 0  | 0  | 7.2  | 32  | 5  | 1  | 0  | 2  | 5  | 4  | 6   | 4  | 0  | 1  | 0  | 3.65  | 18.8% | 12.5% | 1.17  |
| 1985 | Morgan, Dave      | 10 | 3  | 0 | 1 | 0  | 0  | 21.1 | 112 | 22 | 2  | 1  | 2  | 25 | 20 | 10  | 20 | 0  | 2  | 0  | 6.56  | 8.9%  | 17.9% | 1.97  |
| 1989 | Morgan, Doug      | 4  | 0  | 1 | 0 | 0  | 0  | 7.1  | 38  | 7  | 2  | 1  | 0  | 7  | 4  | 5   | 6  | 1  | 3  | 1  | 3.82  | 13.2% | 15.8% | 1.77  |
| 1982 | Muiznieks, Karlis | 1  | 0  | 0 | 0 | 0  | 0  | 1.0  | 6   | 1  | 0  | 0  | 0  | 1  | 1  | 0   | 2  | 0  | 0  | 0  | 7.00  | 0.0%  | 33.3% | 3.00  |
| 1983 | Muiznieks, Karlis | 3  | 3  | 0 | 0 | 0  | 0  | 15.0 | 71  | 9  | 2  | 0  | 0  | 9  | 5  | 17  | 20 | 0  | 1  | 0  | 2.33  | 23.9% | 28.2% | 1.93  |
| 2012 | Nelson, Scott     | 2  | 0  | 0 | 0 | 0  | 0  | 1.0  | 10  | 4  |    |    | 1  | 3  | 3  | 2   | 0  | 1  | 0  | 0  | 21.00 | 20.0% | 0.0%  | 4.00  |
| 2013 | Nelson, Scott     | 14 | 9  | 2 | 2 |    |    | 69.1 | 286 | 68 |    |    |    | 31 | 18 | 46  | 10 | 7  |    |    | 1.82  | 16.1% | 3.5%  | 1.13  |
| 2018 | Nery, Adrian      | 2  | 0  | 0 | 0 |    |    | 4.0  | 19  | 3  |    |    | 0  | 3  | 1  | 4   | 4  | 0  | 0  | 0  | 1.75  | 21.1% | 21.1% | 1.75  |
| 2019 | Nery, Adrian      | 1  | 0  | 0 | 0 |    |    | 0.1  | 5   | 1  |    |    | 0  | 2  | 2  | 1   | 3  | 0  | 1  | 0  | 42.00 | 20.0% | 60.0% | 12.00 |
| 1985 | Noreen, Keith     | 12 | 4  | 1 | 1 | 0  | 0  | 44.2 | 202 | 56 | 9  | 0  | 2  | 26 | 22 | 21  | 15 | 1  | 1  | 0  | 3.45  | 10.4% | 7.4%  | 1.59  |
| 1986 | Noreen, Keith     | 14 | 7  | 0 | 2 | 5  | 0  | 60.0 | 240 | 52 | 11 | 0  | 1  | 13 | 8  | 48  | 15 | 1  | 0  | 1  | 0.93  | 20.0% | 6.3%  | 1.12  |
| 1978 | Noreen, Ken       | 1  | 1  | 0 | 0 | 0  | 0  | 6.2  | 32  | 5  | 0  | 0  | 0  | 4  | 3  | 4   | 6  | 0  | 1  | 0  | 3.15  | 12.5% | 18.8% | 1.65  |
| 1977 | Noreen, Kevin     | 2  | 1  | 1 | 0 | 0  | 0  | 6.0  | 34  | 7  | 0  | 0  | 0  | 9  | 3  | 3   | 9  | 0  | 1  | 0  | 3.50  | 8.8%  | 26.5% | 2.67  |
| 1978 | Noreen, Kevin     | 10 | 10 | 0 | 0 | 7  | 0  | 65.0 | 287 | 49 | 0  | 0  | 0  | 33 | 19 | 37  | 38 | 5  | 8  | 0  | 2.05  | 12.9% | 13.2% | 1.34  |
| 2018 | Nowicki, R.J.     | 16 | 5  | 1 | 2 |    |    | 37.2 | 163 | 27 |    |    | 0  | 15 | 8  | 46  | 18 | 2  | 5  | 1  | 1.49  | 28.2% | 11.0% | 1.20  |
| 2019 | Nowicki, R.J.     | 12 | 10 | 0 | 0 |    |    | 60.2 | 230 | 35 |    |    | 0  | 7  | 2  | 69  | 13 | 2  | 0  | 0  | 0.23  | 30.0% | 5.7%  | 0.79  |
| 2009 | Oakley, Tim       | 12 | 1  | 2 | 1 | 0  | 0  | 18.2 | 84  | 16 |    |    | 1  | 9  | 6  | 16  | 9  | 1  | 0  | 0  | 2.25  | 19.0% | 10.7% | 1.34  |
| 2021 | Oberholzer, Seth  | 1  | 0  | 0 | 0 |    |    | 1.0  | 4   | 2  |    |    | 0  | 0  | 0  | 0   | 0  | 0  | 0  | 0  | 0.00  | 0.0%  | 0.0%  | 2.00  |
| 2006 | O'Connell Brendan | 0  | 0  | 0 | 0 | 0  | 0  | 0.0  | 0   | 0  |    |    | 0  | 0  | 0  | 0   | 0  | 0  | 0  | 0  |       | 0.0%  | 0.0%  | -     |
| 2003 | O'Connell, Drew   | 10 | 5  | 4 | 0 | 7  | 1  | 56.0 | 264 | 53 |    |    | 0  | 36 | 26 | 64  | 30 | 6  | 8  |    | 3.25  | 24.2% | 11.4% | 1.48  |
| 2004 | O'Connell, Drew   | 16 | 13 | 2 | 0 | 12 | 4  | 98.2 | 382 | 57 |    |    | 0  | 18 | 13 | 140 | 27 | 2  | 3  | 0  | 0.92  | 36.6% | 7.1%  | 0.85  |
| 2015 | O'Keefe, Connor   | 2  | 0  | 0 | 0 |    |    | 2.0  | 11  | 4  |    |    | 1  | 4  | 1  | 0   | 1  | 0  | 0  | 0  | 3.50  | 0.0%  | 9.1%  | 2.50  |
| 2016 | O'Keefe, Connor   | 9  | 4  | 1 | 0 |    |    | 24.2 | 107 | 21 |    |    | 0  | 14 | 9  | 6   | 9  | 3  | 4  | 0  | 2.55  | 5.6%  | 8.4%  | 1.22  |
| 2006 | Odell, Lee        | 4  | 1  | 2 | 0 | 0  | 0  | 10.1 | 54  | 16 |    |    | 2  | 12 | 11 | 6   | 5  | 2  | 2  | 0  | 7.45  | 11.1% | 9.3%  | 2.03  |
| 2019 | Oetinger, Dominic | 5  | 0  | 1 | 0 |    |    | 8.1  | 43  | 14 |    |    | 0  | 7  | 6  | 8   | 4  | 0  | 0  | 0  | 5.04  | 18.6% | 9.3%  | 2.16  |
| 1997 | Oliva, Matt       | 10 | 4  | 3 | 0 | 1  | 1  | 43.1 | 211 | 47 | 6  | 0  | 3  | 39 | 22 | 35  | 24 | 9  | 5  | 3  | 3.55  | 16.6% | 11.4% | 1.64  |



**BHS Single Season: Alphabetical Listing of All Players' Pitching Statistics**

| YR   | NAME              | G  | W  | L | S | CG | SH | IP   | BFP | H  | 2B | 3B | HR | R  | ER | SO | BB | HB | WP | BK | ERA   | K%    | BB%   | WHIP |
|------|-------------------|----|----|---|---|----|----|------|-----|----|----|----|----|----|----|----|----|----|----|----|-------|-------|-------|------|
| 1995 | Olson, Brian      | 2  | 0  | 0 | 0 | 0  | 0  | 2.2  | 11  | 3  | 1  | 0  | 0  | 2  | 2  | 1  | 1  | 0  | 0  | 1  | 5.24  | 9.1%  | 9.1%  | 1.50 |
| 1996 | Olson, Brian      | 4  | 1  | 0 | 0 | 0  | 0  | 11.1 | 49  | 10 | 1  | 0  | 2  | 8  | 6  | 9  | 5  | 0  | 0  | 1  | 3.71  | 18.4% | 10.2% | 1.32 |
| 1969 | Olson, Dave       | 12 | 6  | 2 | 0 | 6  | 2  | 55.2 | 244 | 45 | 0  | 0  | 0  | 20 | 7  | 58 | 22 | 1  | 5  | 1  | 0.88  | 23.8% | 9.0%  | 1.20 |
| 1998 | Oviatt, Chip      | 13 | 4  | 2 | 0 | 2  | 0  | 55.2 | 250 | 62 | 7  | 0  | 2  | 29 | 20 | 47 | 20 | 1  | 3  | 1  | 2.51  | 18.8% | 8.0%  | 1.47 |
| 1982 | Oviatt, John      | 5  | 1  | 1 | 1 | 0  | 0  | 22.0 | 111 | 21 | 2  | 1  | 3  | 24 | 16 | 18 | 16 | 2  | 7  | 0  | 5.09  | 16.2% | 14.4% | 1.68 |
| 1982 | Owen, Chris       | 1  | 0  | 0 | 0 | 0  | 0  | 1.0  | 7   | 2  | 0  | 0  | 0  | 3  | 3  | 1  | 2  | 0  | 3  | 0  | 21.00 | 14.3% | 28.6% | 4.00 |
| 2021 | Pallan, Bruno     | 8  | 0  | 0 | 1 |    |    | 8.2  | 44  | 5  |    |    | 0  | 5  | 4  | 17 | 10 | 2  | 4  | 0  | 3.23  | 38.6% | 22.7% | 1.73 |
| 2015 | Palomo, Levi      | 1  | 0  | 0 | 0 |    |    | 0.1  | 4   | 0  |    |    | 0  | 1  | 1  | 0  | 2  | 1  | 0  | 0  | 21.00 | 0.0%  | 50.0% | 6.00 |
| 2016 | Palomo, Levi      | 8  | 3  | 0 | 0 |    |    | 32.0 | 146 | 32 |    |    | 2  | 16 | 10 | 26 | 17 | 4  | 9  | 1  | 2.19  | 17.8% | 11.6% | 1.53 |
| 2002 | Pantanella, Chris | 1  | 0  | 0 | 0 | 0  | 0  | 0.2  | 4   | 1  |    |    | 0  | 0  | 0  | 0  | 0  | 0  | 1  | 0  | 0.00  | 0.0%  | 0.0%  | 1.49 |
| 2006 | Parry, Billy      | 2  | 0  | 1 | 0 | 0  | 0  | 7.1  | 39  | 9  |    |    | 0  | 10 | 7  | 4  | 8  | 2  | 0  | 1  | 6.68  | 10.3% | 20.5% | 2.32 |
| 2007 | Parry, Billy      | 5  | 3  | 1 | 0 |    |    | 30.1 | 143 | 17 | 2  | 0  | 1  | 19 | 15 | 31 | 30 | 3  |    |    | 3.46  | 21.7% | 21.0% | 1.55 |
| 2000 | Payton, Grant     | 12 | 1  | 4 | 3 | 0  |    | 20.1 | 107 | 33 |    |    |    | 25 | 20 | 16 | 8  |    |    |    | 6.89  | 15.0% | 7.5%  | 2.02 |
| 2001 | Payton, Grant     | 14 | 8  | 3 | 0 | 3  |    | 60.2 | 278 | 57 |    |    |    | 34 | 17 | 47 | 28 | 3  | 7  |    | 1.96  | 16.9% | 10.1% | 1.40 |
| 1973 | Pease, Scott      | 3  | 1  | 0 | 0 | 0  | 0  | 7.1  | 34  | 8  | 0  | 0  | 0  | 6  | 4  | 5  | 5  | 0  | 0  | 0  | 3.82  | 14.7% | 14.7% | 1.77 |
| 1971 | Perry, Steve      | 9  | 6  | 1 | 0 | 0  | 0  | 49.2 | 159 | 37 | 0  | 0  | 0  | 26 | 24 | 54 | 18 | 4  | 3  | 0  | 3.38  | 34.0% | 11.3% | 1.11 |
| 1972 | Perry, Steve      | 14 | 10 | 3 | 0 | 9  | 2  | 72.1 | 307 | 42 | 0  | 0  | 0  | 18 | 6  | 82 | 33 | 5  | 5  | 1  | 0.58  | 26.7% | 10.7% | 1.04 |
| 2019 | Peters, Andrew    | 1  | 0  | 0 | 0 |    |    | 0.2  | 6   | 0  |    |    | 0  | 3  | 2  | 1  | 4  | 0  | 2  | 0  | 20.90 | 16.7% | 66.7% | 5.97 |
| 2016 | Peters, Brad      | 5  | 0  | 0 | 0 |    |    | 8.0  | 37  | 6  |    |    | 1  | 6  | 4  | 5  | 5  | 2  | 2  | 0  | 3.50  | 13.5% | 13.5% |      |
| 2017 | Peters, Brad      | 4  | 0  | 0 | 0 |    |    | 6.2  | 29  | 2  |    |    | 0  | 2  | 2  | 5  | 6  | 1  | 3  | 0  | 2.10  | 17.2% | 20.7% | 1.20 |
| 2013 | Petersen, Jake    | 2  | 0  | 1 | 0 |    |    | 6.2  | 31  | 7  |    |    |    | 8  | 4  | 10 | 4  | 3  |    |    | 4.20  | 32.3% | 12.9% | 1.65 |
| 2014 | Petersen, Jake    | 4  | 1  | 0 | 0 |    |    | 10.0 | 49  | 8  |    |    | 0  | 4  | 2  | 9  | 7  | 1  |    | 0  | 1.40  | 18.4% | 14.3% | 1.50 |
| 2015 | Petersen, Jake    | 4  | 1  | 1 | 0 |    |    | 8.0  | 33  | 3  |    |    | 0  | 1  | 1  | 8  | 4  | 3  | 1  | 0  | 0.88  | 24.2% | 12.1% | 0.88 |
| 2019 | Petersen, Rayth   | 11 | 0  | 2 | 2 |    |    | 16.2 | 75  | 14 |    |    | 0  | 10 | 6  | 19 | 9  | 2  | 1  | 0  | 2.52  | 25.3% | 12.0% | 1.38 |
| 1992 | Piersanti, Frank  | 2  | 0  | 0 | 0 | 0  | 0  | 4.2  | 31  | 11 | 1  | 0  | 0  | 6  | 4  | 2  | 2  | 1  | 2  | 0  | 6.00  | 6.5%  | 6.5%  | 2.78 |
| 2013 | Pieterzak, Matt   | 7  | 3  | 0 | 0 |    |    | 27.1 | 123 | 33 |    |    |    | 16 | 13 | 14 | 8  | 1  |    |    | 3.33  | 11.4% | 6.5%  | 1.50 |
| 2012 | Pietrzak, Matt    | 8  | 2  | 0 | 0 | 0  | 0  | 12.2 | 63  | 14 |    |    | 0  | 11 | 10 | 12 | 6  | 3  | 1  | 0  | 5.52  | 19.0% | 9.5%  | 1.58 |
| 2013 | Pircher, Jack     | 1  | 0  | 0 | 0 |    |    | 1.0  | 5   | 1  |    |    |    | 1  | 0  | 0  | 1  | 0  |    |    | 0.00  | 0.0%  | 20.0% | 2.00 |
| 2014 | Pircher, Jack     | 3  | 0  | 0 | 0 |    |    | 1.2  | 9   | 2  |    |    | 0  | 2  | 2  | 2  | 2  | 0  |    | 0  | 8.40  | 22.2% | 22.2% | 2.40 |
| 1988 | Plaskas, Brett    | 1  | 0  | 0 | 1 | 0  | 0  | 1.0  | 3   | 0  | 0  | 0  | 0  | 0  | 0  | 1  | 0  | 0  | 0  | 0  | 0.00  | 33.3% | 0.0%  | -    |
| 2019 | Podlesnik, Johnny | 3  | 1  | 0 | 0 |    |    | 6.0  | 24  | 4  |    |    | 0  | 2  | 1  | 9  | 3  | 0  | 1  | 0  | 1.17  | 37.5% | 12.5% | 1.17 |
| 1997 | Pohlman, Dan      | 11 | 5  | 2 | 0 | 4  | 1  | 53.0 | 250 | 49 | 8  | 0  | 3  | 32 | 22 | 57 | 31 | 2  | 10 | 1  | 2.91  | 22.8% | 12.4% | 1.51 |
| 1998 | Pohlman, Dan      | 13 | 9  | 3 | 0 | 7  | 2  | 65.1 | 288 | 49 | 8  | 1  | 2  | 29 | 17 | 70 | 36 | 1  | 7  | 0  | 1.82  | 24.3% | 12.5% | 1.30 |

**BHS Single Season: Alphabetical Listing of All Players' Pitching Statistics**

| YR   | NAME              | G  | W | L | S | CG | SH | IP   | BFP | H  | 2B | 3B | HR | R  | ER | SO  | BB | HB | WP | BK | ERA   | K%    | BB%   | WHIP |
|------|-------------------|----|---|---|---|----|----|------|-----|----|----|----|----|----|----|-----|----|----|----|----|-------|-------|-------|------|
| 1999 | Pohlman, Dan      | 12 | 7 | 3 | 0 | 4  | 1  | 61.1 | 246 | 29 |    |    | 1  | 27 | 18 | 101 | 45 | 3  | 6  | 0  | 2.05  | 41.1% | 18.3% | 1.21 |
| 2000 | Pohlman, Dan      | 18 | 3 | 2 | 0 | 1  |    | 31.1 | 156 | 24 |    |    |    | 33 | 25 | 43  | 26 |    |    |    | 5.59  | 27.6% | 16.7% | 1.60 |
| 1971 | Possehl, Bill     | 1  | 0 | 1 | 0 | 0  | 0  | 1.0  | 6   | 3  | 0  | 0  | 0  | 3  | 3  | 1   | 0  | 0  | 0  | 0  | 21.00 | 16.7% | 0.0%  | 3.00 |
| 1972 | Possehl, Bill     | 2  | 1 | 0 | 0 | 1  | 0  | 10.2 | 49  | 10 | 0  | 0  | 0  | 3  | 1  | 7   | 6  | 1  | 1  | 0  | 0.66  | 14.3% | 12.2% | 1.50 |
| 2013 | Powell, Brad      | 2  | 0 | 0 | 0 |    |    | 5.2  | 28  | 9  |    |    |    | 5  | 2  | 3   | 2  | 0  |    |    | 2.47  | 10.7% | 7.1%  | 1.94 |
| 2014 | Powell, Brad      | 12 | 0 | 0 | 1 |    |    | 20.1 | 92  | 19 |    |    | 0  | 10 | 10 | 14  | 12 | 2  |    | 0  | 3.44  | 15.2% | 13.0% | 1.53 |
| 1991 | Radosh, Ryan      | 1  | 0 | 0 | 0 | 0  | 0  | 2.2  | 11  | 1  | 1  | 0  | 0  | 1  | 1  | 1   | 2  | 0  | 0  | 0  | 2.62  | 9.1%  | 18.2% | 1.12 |
| 2001 | Ramirez, Rogelio  | 11 | 6 | 1 | 0 | 2  |    | 31.0 | 144 | 28 |    |    |    | 17 | 13 | 25  | 11 | 1  | 2  |    | 2.94  | 17.4% | 7.6%  | 1.26 |
| 1993 | Rasmussen, Steve  | 5  | 2 | 0 | 0 | 0  | 0  | 12.1 | 62  | 16 | 4  | 0  | 1  | 12 | 10 | 9   | 8  | 1  | 3  | 0  | 5.68  | 14.5% | 12.9% | 1.95 |
| 1994 | Rasmussen, Steve  | 12 | 6 | 3 | 0 | 3  | 1  | 58.1 | 263 | 48 | 9  | 0  | 4  | 35 | 22 | 67  | 31 | 3  | 8  | 0  | 2.64  | 25.5% | 11.8% | 1.35 |
| 2018 | Raynor, Max       | 2  | 0 | 0 | 0 |    |    | 1.1  | 7   | 2  |    |    | 0  | 0  | 0  | 1   | 1  | 1  | 0  | 0  | 0.00  | 14.3% | 14.3% | 2.25 |
| 2019 | Raynor, Max       | 7  | 3 | 2 | 0 |    |    | 20.0 | 94  | 21 |    |    | 0  | 14 | 6  | 15  | 13 | 2  | 2  | 1  | 2.10  | 16.0% | 13.8% | 1.70 |
| 2019 | Reaume, Andreas   | 13 | 0 | 0 | 2 |    |    | 16.0 | 75  | 14 |    |    | 0  | 11 | 10 | 30  | 11 | 3  | 3  | 2  | 4.38  | 40.0% | 14.7% | 1.56 |
| 2011 | Redpath, Max      | 15 | 0 | 5 | 2 | 0  | 0  | 26.2 | 129 | 29 |    |    | 1  | 20 | 13 | 25  | 17 | 1  | 1  | 1  | 3.41  | 19.4% | 13.2% | 1.72 |
| 2012 | Redpath, Max      | 7  | 2 | 3 | 0 | 2  | 1  | 34.0 | 154 | 32 |    |    | 4  | 28 | 24 | 29  | 16 | 5  | 4  | 2  | 4.94  | 18.8% | 10.4% | 1.41 |
| 2015 | Reith, Owen       | 7  | 0 | 0 | 0 |    |    | 7.2  | 42  | 13 |    |    | 2  | 11 | 5  | 7   | 3  | 0  | 0  | 0  | 4.57  | 16.7% | 7.1%  | 2.09 |
| 1994 | Rengel, Nick      | 7  | 0 | 0 | 0 | 0  | 0  | 20.1 | 99  | 24 | 0  | 0  | 1  | 15 | 5  | 18  | 10 | 1  | 4  | 0  | 1.72  | 18.2% | 10.1% | 1.67 |
| 1995 | Rengel, Nick      | 11 | 6 | 2 | 0 | 3  | 0  | 44.1 | 203 | 37 | 6  | 1  | 1  | 31 | 18 | 57  | 23 | 5  | 5  | 1  | 2.84  | 28.1% | 11.3% | 1.35 |
| 1996 | Rengel, Nick      | 10 | 4 | 5 | 0 | 3  | 1  | 44.0 | 194 | 43 | 5  | 1  | 3  | 26 | 18 | 36  | 16 | 5  | 3  | 0  | 2.86  | 18.6% | 8.2%  | 1.34 |
| 2013 | Riahi, Nima       | 3  | 0 | 2 | 0 |    |    | 7.2  | 44  | 13 |    |    |    | 11 | 10 | 6   | 7  | 0  |    |    | 9.13  | 13.6% | 15.9% | 2.61 |
| 2014 | Riahi, Nima       | 6  | 0 | 1 | 0 |    |    | 7.1  | 30  | 3  |    |    | 0  | 1  | 1  | 6   | 5  | 0  |    | 1  | 0.96  | 20.0% | 16.7% | 1.09 |
| 1969 | Rice, Bob         | 6  | 2 | 1 | 0 | 2  | 0  | 34.2 | 145 | 25 | 0  | 0  | 0  | 16 | 9  | 27  | 7  | 0  | 0  | 0  | 1.82  | 18.6% | 4.8%  | 0.92 |
| 1999 | Rische, Christian | 3  | 0 | 0 | 0 | 0  | 0  | 5.1  | 27  | 5  |    |    | 0  | 6  | 5  | 3   | 4  | 0  | 1  | 0  | 6.17  | 11.1% | 14.8% | 1.59 |
| 2006 | Rische, Clay      | 8  | 3 | 1 | 0 | 0  | 0  | 25.2 | 126 | 30 |    |    | 0  | 19 | 13 | 22  | 17 | 3  | 10 | 0  | 3.54  | 17.5% | 13.5% | 1.83 |
| 2007 | Rische, Clay      | 10 | 5 | 4 | 1 |    |    | 56.0 | 259 | 55 | 8  | 2  | 0  | 35 | 22 | 49  | 27 | 3  |    |    | 2.75  | 18.9% | 10.4% | 1.46 |
| 1987 | Ritchie, Branden  | 1  | 0 | 0 | 0 | 0  | 0  | 2.0  | 15  | 1  | 1  | 0  | 0  | 4  | 4  | 2   | 7  | 0  | 0  | 0  | 14.00 | 13.3% | 46.7% | 4.00 |
| 1988 | Ritchie, Branden  | 8  | 3 | 2 | 0 | 0  | 0  | 26.0 | 140 | 30 | 8  | 1  | 0  | 31 | 22 | 21  | 30 | 1  | 4  | 1  | 5.92  | 15.0% | 21.4% | 2.31 |
| 1988 | Rives, Steve      | 1  | 0 | 0 | 0 | 0  | 0  | 0.2  | 2   | 0  | 0  | 0  | 0  | 0  | 0  | 1   | 1  | 0  | 0  | 0  | 0.00  | 50.0% | 50.0% | 1.49 |
| 2015 | Rochwick, Austin  | 5  | 0 | 1 | 0 |    |    | 6.1  | 43  | 13 |    |    | 0  | 13 | 13 | 1   | 9  | 3  | 1  | 1  | 14.37 | 2.3%  | 20.9% | 3.47 |
| 2019 | Rodriguez, Xavier | 1  | 0 | 0 | 0 |    |    | 1.2  | 9   | 3  |    |    | 0  | 3  | 2  | 0   | 0  | 0  | 0  | 0  | 8.38  | 0.0%  | 0.0%  | 1.80 |
| 2009 | Rogers, Chris     | 4  | 0 | 0 | 0 | 0  | 0  | 2.1  | 16  | 8  |    |    | 1  | 6  | 6  | 0   | 2  | 0  | 1  | 0  | 18.03 | 0.0%  | 12.5% | 4.29 |
| 2010 | Rogers, Chris     | 19 | 3 | 3 | 3 | 0  | 0  | 34.0 | 150 | 34 |    |    | 1  | 20 | 15 | 28  | 10 | 1  | 1  | 1  | 3.09  | 18.7% | 6.7%  | 1.29 |
| 2011 | Rogers, Jon       | 5  | 0 | 0 | 0 | 0  | 0  | 7.0  | 40  | 14 |    |    | 1  | 10 | 9  | 5   | 5  | 0  | 0  | 0  | 9.00  | 12.5% | 12.5% | 2.71 |

**BHS Single Season: Alphabetical Listing of All Players' Pitching Statistics**

| YR   | NAME             | G  | W  | L | S | CG | SH | IP   | BFP | H  | 2B | 3B | HR | R  | ER | SO | BB | HB | WP | BK | ERA   | K%    | BB%   | WHIP |
|------|------------------|----|----|---|---|----|----|------|-----|----|----|----|----|----|----|----|----|----|----|----|-------|-------|-------|------|
| 2012 | Rogers, Jon      | 10 | 4  | 3 | 0 | 5  | 1  | 50.1 | 224 | 55 |    |    | 1  | 27 | 24 | 23 | 17 | 1  | 2  | 0  | 3.34  | 10.3% | 7.6%  | 1.43 |
| 2016 | Rosales, Juan    | 4  | 0  | 0 | 0 |    |    | 3.1  | 22  | 5  |    |    | 1  | 9  | 9  | 0  | 7  | 3  | 4  | 0  | 18.92 | 0.0%  | 31.8% | 3.60 |
| 2017 | Rosales, Juan    | 1  | 0  | 0 | 0 |    |    | 2.0  | 10  | 1  |    |    | 0  | 2  | 2  | 0  | 5  | 0  | 0  | 0  | 7.00  | 0.0%  | 50.0% | 3.00 |
| 1991 | Ross, Todd       | 10 | 3  | 1 | 0 | 0  | 0  | 13.2 | 65  | 15 | 0  | 0  | 0  | 8  | 5  | 8  | 7  | 0  | 2  | 0  | 2.56  | 12.3% | 10.8% | 1.61 |
| 2006 | Rudnicki, Chris  | 0  | 0  | 0 | 0 | 0  | 0  | 0.0  | 0   | 0  |    |    | 0  | 0  | 0  | 0  | 0  | 0  | 0  | 0  | -     | 0.0%  | 0.0%  | -    |
| 1993 | Russotiesi, Sal  | 3  | 1  | 0 | 1 | 0  | 0  | 5.2  | 27  | 7  | 2  | 0  | 0  | 5  | 3  | 5  | 3  | 0  | 1  | 0  | 3.70  | 18.5% | 11.1% | 1.76 |
| 1994 | Russotiesi, Sal  | 4  | 2  | 0 | 0 | 1  | 0  | 15.1 | 66  | 15 | 2  | 1  | 3  | 13 | 9  | 10 | 7  | 0  | 0  | 0  | 4.11  | 15.2% | 10.6% | 1.44 |
| 2007 | Ryan, Nolan      | 12 | 3  | 9 | 0 |    |    | 64.0 | 287 | 47 | 7  | 0  | 0  | 39 | 20 | 70 | 30 | 5  |    |    | 2.19  | 24.4% | 10.5% | 1.20 |
| 2008 | Ryan, Nolan      | 8  | 1  | 2 | 0 | 0  | 0  | 29.0 | 130 | 26 |    |    | 0  | 25 | 14 | 42 | 23 | 0  | 0  | 0  | 3.379 | 32.3% | 17.7% | 1.69 |
| 1976 | Ryckman, Kurt    | 6  | 0  | 3 | 0 | 3  | 0  | 25.1 | 111 | 27 | 0  | 0  | 0  | 12 | 7  | 20 | 8  | 1  | 4  | 0  | 1.93  | 18.0% | 7.2%  | 1.38 |
| 1977 | Ryckman, Kurt    | 10 | 7  | 0 | 0 | 0  | 0  | 51.0 | 225 | 56 | 0  | 0  | 0  | 22 | 18 | 46 | 16 | 0  | 2  | 0  | 2.47  | 20.4% | 7.1%  | 1.41 |
| 2019 | Sabatello, Sammy | 10 | 4  | 2 | 0 |    |    | 24.0 | 119 | 16 |    |    | 3  | 19 | 10 | 16 | 18 | 8  | 2  | 2  | 2.92  | 13.4% | 15.1% | 1.42 |
| 1989 | Sander, Matt     | 9  | 1  | 0 | 0 | 1  | 0  | 21.0 | 96  | 21 | 5  | 1  | 0  | 17 | 8  | 17 | 9  | 0  | 2  | 0  | 2.67  | 17.7% | 9.4%  | 1.43 |
| 1990 | Sander, Matt     | 19 | 8  | 5 | 2 | 3  | 1  | 68.2 | 308 | 62 | 9  | 0  | 2  | 41 | 25 | 59 | 30 | 5  | 11 | 1  | 2.55  | 19.2% | 9.7%  | 1.34 |
| 1990 | Savacool, Scott  | 4  | 1  | 0 | 0 | 1  | 1  | 16.0 | 66  | 10 | 1  | 0  | 0  | 4  | 1  | 11 | 5  | 2  | 0  | 0  | 0.44  | 16.7% | 7.6%  | 0.94 |
| 1996 | Sayre, Jess      | 1  | 0  | 0 | 0 | 0  | 0  | 0.1  | 3   | 1  | 0  | 0  | 0  | 2  | 2  | 0  | 1  | 0  | 0  | 0  | 42.42 | 0.0%  | 33.3% | 6.06 |
| 1997 | Sayre, Jess      | 6  | 0  | 1 | 0 | 0  | 0  | 11.0 | 50  | 15 | 1  | 0  | 2  | 12 | 8  | 10 | 5  | 1  | 0  | 0  | 5.09  | 20.0% | 10.0% | 1.82 |
| 1998 | Sayre, Jess      | 3  | 0  | 0 | 1 | 0  | 0  | 2.2  | 12  | 1  | 0  | 0  | 0  | 3  | 0  | 3  | 4  | 0  | 0  | 0  | 0.00  | 25.0% | 33.3% | 1.87 |
| 1990 | Schmalz, Darin   | 2  | 0  | 1 | 0 | 0  | 0  | 9.1  | 45  | 7  | 1  | 0  | 0  | 8  | 3  | 7  | 6  | 1  | 5  | 0  | 2.25  | 15.6% | 13.3% | 1.39 |
| 1991 | Schmalz, Darin   | 12 | 5  | 4 | 1 | 5  | 2  | 60.2 | 248 | 43 | 10 | 1  | 3  | 25 | 19 | 60 | 16 | 4  | 3  | 0  | 2.19  | 24.2% | 6.5%  | 0.97 |
| 1992 | Schmalz, Darin   | 15 | 6  | 2 | 3 | 4  | 1  | 59.2 | 247 | 49 | 11 | 2  | 0  | 27 | 18 | 63 | 13 | 0  | 5  | 0  | 2.11  | 25.5% | 5.3%  | 1.04 |
| 1993 | Schmalz, Darin   | 11 | 6  | 3 | 2 | 7  | 2  | 55.2 | 238 | 46 | 4  | 0  | 2  | 22 | 16 | 59 | 21 | 3  | 4  | 1  | 2.01  | 24.8% | 8.8%  | 1.20 |
| 1988 | Schubbe, Chris   | 12 | 7  | 2 | 0 | 3  | 0  | 40.2 | 192 | 27 | 3  | 0  | 2  | 21 | 16 | 41 | 36 | 6  | 16 | 1  | 2.75  | 21.4% | 18.8% | 1.55 |
| 1989 | Schubbe, Chris   | 14 | 6  | 4 | 1 | 4  | 1  | 65.1 | 295 | 41 | 7  | 1  | 2  | 40 | 19 | 59 | 50 | 3  | 13 | 0  | 2.04  | 20.0% | 16.9% | 1.39 |
| 1981 | Schuerg, Chris   | 3  | 0  | 0 | 0 | 0  | 0  | 1.2  | 9   | 2  | 0  | 0  | 0  | 3  | 3  | 1  | 2  | 0  | 0  | 0  | 12.57 | 11.1% | 22.2% | 2.40 |
| 2001 | Schultz, Steve   | 3  | 0  | 1 | 0 | 0  |    | 6.2  | 33  | 10 |    |    |    | 8  | 7  | 6  | 2  | 0  | 0  |    | 7.35  | 18.2% | 6.1%  | 1.80 |
| 2002 | Schultz, Steve   | 18 | 2  | 1 | 2 | 1  | 0  | 30.0 | 151 | 41 |    |    | 2  | 35 | 22 | 18 | 19 | 2  | 4  | 1  | 5.13  | 11.9% | 12.6% | 2.00 |
| 1965 | Schumaker, Don   | 10 | 0  | 0 | 0 | 0  | 0  | 69.0 | 207 | 0  | 0  | 0  | 0  | 11 | 11 | 65 | 0  | 0  | 0  | 0  | 1.12  | 31.4% | 0.0%  | -    |
| 1966 | Schumaker, Don   | 12 | 6  | 4 | 0 | 7  | 0  | 72.1 | 320 | 56 | 0  | 0  | 0  | 35 | 19 | 75 | 40 | 4  | 7  | 3  | 1.84  | 23.4% | 12.5% | 1.33 |
| 1990 | Schumaker, Jason | 2  | 1  | 0 | 0 | 0  | 0  | 4.2  | 22  | 2  | 1  | 0  | 0  | 5  | 4  | 3  | 8  | 0  | 2  | 0  | 6.00  | 13.6% | 36.4% | 2.14 |
| 1977 | Seaton, Joe      | 3  | 1  | 1 | 0 | 0  | 0  | 13.1 | 61  | 10 | 0  | 0  | 0  | 11 | 9  | 11 | 11 | 0  | 2  | 0  | 4.73  | 18.0% | 18.0% | 1.58 |
| 1978 | Seaton, Joe      | 12 | 11 | 1 | 0 | 9  | 2  | 73.2 | 302 | 50 | 0  | 0  | 0  | 28 | 17 | 65 | 26 | 5  | 9  | 0  | 1.62  | 21.5% | 8.6%  | 1.03 |
| 2017 | Seibert, Devin   | 2  | 0  | 0 | 0 |    |    | 1.1  | 9   | 3  |    |    | 0  | 1  | 1  | 1  | 1  | 1  | 0  | 0  | 5.26  | 11.1% | 11.1% | 3.01 |

**BHS Single Season: Alphabetical Listing of All Players' Pitching Statistics**

| YR   | NAME               | G  | W  | L | S | CG | SH | IP   | BFP | H  | 2B | 3B | HR | R  | ER | SO  | BB | HB | WP | BK | ERA   | K%    | BB%   | WHIP |
|------|--------------------|----|----|---|---|----|----|------|-----|----|----|----|----|----|----|-----|----|----|----|----|-------|-------|-------|------|
| 2000 | Shanders, Mike     | 2  | 0  | 0 | 0 | 0  |    | 3.1  | 19  | 4  |    |    |    | 2  | 1  | 2   | 2  |    |    |    | 2.10  | 10.5% | 10.5% | 1.80 |
| 2001 | Shanders, Mike     | 6  | 0  | 0 | 1 | 0  |    | 12.0 | 66  | 13 |    |    |    | 15 | 13 | 9   | 15 | 5  | 3  |    | 7.58  | 13.6% | 22.7% | 2.33 |
| 2002 | Shanders, Mike     | 12 | 3  | 6 | 1 | 2  | 0  | 50.0 | 232 | 39 |    |    | 1  | 32 | 27 | 51  | 34 | 5  | 6  | 0  | 3.78  | 22.0% | 14.7% | 1.46 |
| 2012 | Shattuck, JC       | 0  | 0  | 0 | 0 | 0  | 0  | 0.0  | 0   | 0  |    |    | 0  | 0  | 0  | 0   | 0  | 0  | 0  | 0  |       | 0.0%  | 0.0%  | -    |
| 2015 | Shechtman, Chad    | 5  | 2  | 2 | 0 |    |    | 12.2 | 74  | 23 |    |    | 1  | 19 | 16 | 12  | 12 | 2  | 0  | 1  | 8.84  | 16.2% | 16.2% | 2.76 |
| 2000 | Sheehan, Nick      | 1  | 0  | 1 | 0 | 0  |    | 3.2  | 19  | 6  |    |    |    | 6  | 6  | 1   | 6  |    |    |    | 11.44 | 5.3%  | 31.6% | 3.27 |
| 1975 | Shellenback, Carl  | 9  | 3  | 4 | 0 | 3  | 1  | 40.2 | 182 | 38 | 0  | 0  | 0  | 26 | 17 | 34  | 22 | 1  | 2  | 0  | 2.93  | 18.7% | 12.1% | 1.48 |
| 1976 | Shellenback, Carl  | 14 | 10 | 2 | 0 | 10 | 0  | 80.1 | 339 | 55 | 0  | 0  | 0  | 35 | 22 | 82  | 44 | 3  | 3  | 0  | 1.92  | 24.2% | 13.0% | 1.23 |
| 1976 | Shellenback, Eric  | 1  | 0  | 1 | 0 | 0  | 0  | 2.2  | 15  | 6  | 0  | 0  | 0  | 5  | 2  | 1   | 4  | 0  | 0  | 0  | 5.24  | 6.7%  | 26.7% | 3.75 |
| 1977 | Shellenback, Eric  | 8  | 3  | 2 | 0 | 0  | 0  | 36.1 | 164 | 39 | 0  | 0  | 0  | 20 | 15 | 28  | 16 | 0  | 1  | 0  | 2.89  | 17.1% | 9.8%  | 1.51 |
| 1978 | Shellenback, Eric  | 1  | 0  | 0 | 0 | 0  | 0  | 0.0  | 2   | 1  | 0  | 0  | 0  | 0  | 0  | 0   | 1  | 0  | 0  | 0  | -     | 0.0%  | 50.0% | -    |
| 1974 | Shellenback, Frank | 1  | 0  | 1 | 0 | 0  | 0  | 0.0  | 4   | 1  | 0  | 0  | 0  | 3  | 3  | 0   | 3  | 0  | 0  | 0  | -     | 0.0%  | 75.0% | -    |
| 1975 | Shellenback, Frank | 1  | 0  | 0 | 0 | 0  | 0  | 2.0  | 7   | 0  | 0  | 0  | 0  | 1  | 0  | 2   | 1  | 0  | 0  | 0  | 0.00  | 28.6% | 14.3% | 0.50 |
| 2003 | Shelton, Josh      | 2  | 2  | 0 | 0 | 0  | 0  | 2.0  | 10  | 3  |    |    | 0  | 1  | 1  | 0   | 2  | 0  | 1  |    | 3.50  | 0.0%  | 20.0% | 2.50 |
| 2004 | Sherlock, Will     | 7  | 1  | 1 | 0 | 0  | 0  | 12.0 | 62  | 8  |    |    | 0  | 9  | 6  | 10  | 9  | 2  | 2  | 0  | 3.50  | 16.1% | 14.5% | 1.42 |
| 2005 | Sherlock, Will     | 3  | 2  | 0 | 0 | 0  | 1  | 10.1 | 38  | 3  |    |    | 0  | 2  | 1  | 9   | 4  | 1  | 0  | 0  | 0.68  | 23.7% | 10.5% | 0.68 |
| 1983 | Short, Joe         | 1  | 0  | 1 | 0 | 0  | 0  | 5.0  | 29  | 5  | 0  | 0  | 0  | 6  | 3  | 3   | 4  | 1  | 0  | 0  | 4.20  | 10.3% | 13.8% | 1.80 |
| 1982 | Shotkoski, Dave    | 12 | 1  | 2 | 6 | 0  | 0  | 27.0 | 129 | 29 | 6  | 2  | 0  | 21 | 11 | 32  | 17 | 1  | 6  | 1  | 2.85  | 24.8% | 13.2% | 1.70 |
| 1983 | Shotkoski, Dave    | 14 | 8  | 2 | 4 | 8  | 2  | 67.1 | 283 | 37 | 5  | 1  | 3  | 21 | 13 | 93  | 38 | 1  | 11 | 0  | 1.35  | 32.9% | 13.4% | 1.11 |
| 1973 | Simond, Rob        | 3  | 2  | 0 | 0 | 2  | 0  | 17.1 | 67  | 13 | 0  | 0  | 0  | 7  | 3  | 20  | 2  | 0  | 0  | 1  | 1.21  | 29.9% | 3.0%  | 0.87 |
| 1974 | Simond, Rob        | 15 | 8  | 3 | 0 | 10 | 4  | 81.0 | 328 | 47 | 0  | 0  | 0  | 31 | 12 | 138 | 35 | 3  | 2  | 0  | 1.04  | 42.1% | 10.7% | 1.01 |
| 1975 | Simond, Rob        | 12 | 7  | 3 | 0 | 7  | 2  | 70.1 | 278 | 31 | 0  | 0  | 0  | 19 | 11 | 128 | 33 | 3  | 4  | 0  | 1.09  | 46.0% | 11.9% | 0.91 |
| 1976 | Skorupa, Elliott   | 4  | 1  | 1 | 0 | 0  | 0  | 6.2  | 35  | 3  | 0  | 0  | 0  | 8  | 8  | 8   | 9  | 3  | 3  | 0  | 8.40  | 22.9% | 25.7% | 1.80 |
| 1977 | Skorupa, Elliott   | 10 | 5  | 1 | 1 | 0  | 0  | 44.0 | 194 | 23 | 0  | 0  | 0  | 25 | 20 | 74  | 39 | 0  | 5  | 0  | 3.18  | 38.1% | 20.1% | 1.41 |
| 1981 | Skorupa, Paul      | 6  | 1  | 1 | 0 | 1  | 0  | 23.1 | 102 | 11 | 4  | 0  | 1  | 18 | 10 | 26  | 19 | 2  | 6  | 0  | 3.00  | 25.5% | 18.6% | 1.29 |
| 1982 | Skorupa, Paul      | 10 | 3  | 4 | 1 | 1  | 1  | 40.2 | 160 | 22 | 5  | 0  | 4  | 35 | 17 | 58  | 34 | 3  | 6  | 0  | 2.93  | 36.3% | 21.3% | 1.38 |
| 1988 | Slagle, Eric       | 10 | 2  | 0 | 0 | 0  | 0  | 24.1 | 141 | 28 | 5  | 0  | 1  | 40 | 26 | 34  | 32 | 0  | 7  | 0  | 7.48  | 24.1% | 22.7% | 2.47 |
| 1989 | Slagle, Eric       | 13 | 6  | 3 | 2 | 5  | 2  | 57.2 | 253 | 37 | 4  | 0  | 0  | 26 | 21 | 73  | 39 | 5  | 5  | 0  | 2.55  | 28.9% | 15.4% | 1.32 |
| 1980 | Slocum, Craig      | 3  | 2  | 0 | 0 | 0  | 0  | 7.2  | 40  | 8  | 0  | 0  | 0  | 7  | 5  | 6   | 8  | 0  | 4  | 0  | 4.56  | 15.0% | 20.0% | 2.09 |
| 1996 | Smith, David       | 1  | 0  | 0 | 0 | 0  | 0  | 1.0  | 10  | 7  | 2  | 0  | 1  | 6  | 6  | 0   | 1  | 0  | 0  | 0  | 42.00 | 0.0%  | 10.0% | 8.00 |
| 2004 | Snelgrove, Elliott | 1  | 0  | 0 | 0 | 0  | 0  | 2.0  | 11  | 1  |    |    | 1  | 4  | 4  | 0   | 2  | 0  | 2  | 0  | 14.00 | 0.0%  | 18.2% | 1.50 |
| 1988 | Sokulski, Doug     | 9  | 0  | 0 | 1 | 0  | 0  | 8.0  | 44  | 7  | 1  | 0  | 0  | 5  | 3  | 12  | 11 | 1  | 3  | 0  | 2.63  | 27.3% | 25.0% | 2.25 |
| 2011 | Stallone, Patrick  | 0  | 0  | 0 | 0 | 0  | 0  | 0.0  | 0   | 0  |    |    | 0  | 0  | 0  | 0   | 0  | 0  | 0  | 0  | -     | 0.0%  | 0.0%  | -    |

**BHS Single Season: Alphabetical Listing of All Players' Pitching Statistics**

| YR   | NAME               | G  | W  | L | S | CG | SH | IP   | BFP | H  | 2B | 3B | HR | R  | ER | SO  | BB | HB | WP | BK | ERA   | K%    | BB%   | WHIP |
|------|--------------------|----|----|---|---|----|----|------|-----|----|----|----|----|----|----|-----|----|----|----|----|-------|-------|-------|------|
| 2014 | Stefan, Richie     | 8  | 4  | 1 | 0 |    |    | 28.2 | 138 | 20 |    |    | 0  | 18 | 13 | 24  | 26 | 6  |    | 0  | 3.17  | 17.4% | 18.8% | 1.61 |
| 1993 | Steinhoffer, Shane | 4  | 0  | 0 | 2 | 0  | 0  | 7.0  | 35  | 10 | 3  | 0  | 1  | 11 | 6  | 5   | 1  | 1  | 2  | 1  | 6.00  | 14.3% | 2.9%  | 1.57 |
| 1994 | Steinhoffer, Shane | 3  | 1  | 1 | 0 | 0  | 0  | 7.1  | 36  | 10 | 4  | 0  | 0  | 8  | 8  | 4   | 4  | 2  | 1  | 1  | 7.64  | 11.1% | 11.1% | 1.91 |
| 2011 | Stumpf, Jack       | 0  | 0  | 0 | 0 | 0  | 0  | 0.0  | 0   | 0  |    |    | 0  | 0  | 0  | 0   | 0  | 0  | 0  | 0  |       | 0.0%  | 0.0%  | -    |
| 2012 | Stumpf, Jack       | 0  | 0  | 0 | 0 | 0  | 0  | 0.0  | 0   | 0  |    |    | 0  | 0  | 0  | 0   | 0  | 0  | 0  | 0  |       | 0.0%  | 0.0%  | -    |
| 1991 | Swaggerty, Chad    | 2  | 1  | 1 | 0 | 0  | 0  | 4.0  | 26  | 9  | 2  | 1  | 0  | 12 | 7  | 2   | 7  | 0  | 0  | 0  | 12.25 | 7.7%  | 26.9% | 4.00 |
| 2016 | Swanson, Blake     | 3  | 0  | 1 | 1 |    |    | 3.1  | 14  | 4  |    |    | 0  | 1  | 1  | 1   | 1  | 1  | 0  | 0  | 2.10  | 7.1%  | 7.1%  | 1.50 |
| 1998 | Tapley, Mark       | 8  | 4  | 0 | 0 | 0  | 0  | 21.1 | 87  | 18 | 4  | 0  | 0  | 11 | 10 | 27  | 6  | 2  | 0  | 0  | 3.28  | 31.0% | 6.9%  | 1.13 |
| 1999 | Therault, Scott    | 1  | 0  | 0 | 0 | 0  | 0  | 2.1  | 10  | 3  |    |    | 0  | 0  | 0  | 1   | 1  | 0  | 1  | 0  | 0.00  | 10.0% | 10.0% | 1.72 |
| 1991 | Thomas, Spencer    | 1  | 0  | 0 | 0 | 0  | 0  | 2.1  | 17  | 2  | 0  | 0  | 1  | 6  | 6  | 1   | 6  | 1  | 1  | 1  | 18.03 | 5.9%  | 35.3% | 3.43 |
| 1992 | Thomas, Spencer    | 4  | 2  | 1 | 1 | 2  | 0  | 19.0 | 82  | 20 | 2  | 0  | 0  | 10 | 8  | 15  | 1  | 1  | 2  | 0  | 2.95  | 18.3% | 1.2%  | 1.11 |
| 2021 | Thompson, Harley   | 7  | 0  | 0 | 2 |    |    | 6.1  | 34  | 4  |    |    | 0  | 6  | 2  | 10  | 4  | 3  | 3  | 0  | 2.21  | 29.4% | 11.8% | 1.26 |
| 1978 | Tichy, Paul        | 1  | 1  | 0 | 0 | 0  | 0  | 5.0  | 31  | 7  | 0  | 0  | 0  | 8  | 8  | 5   | 8  | 1  | 1  | 0  | 11.20 | 16.1% | 25.8% | 3.00 |
| 1979 | Tichy, Paul        | 10 | 5  | 4 | 0 | 3  | 0  | 48.2 | 214 | 28 | 1  | 0  | 2  | 36 | 20 | 43  | 39 | 1  | 4  | 0  | 2.88  | 20.1% | 18.2% | 1.38 |
| 1980 | Tichy, Paul        | 14 | 9  | 1 | 3 | 7  | 2  | 71.2 | 264 | 45 | 9  | 0  | 0  | 24 | 20 | 77  | 41 | 1  | 1  | 1  | 1.95  | 29.2% | 15.5% | 1.20 |
| 1991 | Tinkham, Brad      | 4  | 2  | 0 | 0 | 0  | 0  | 16.2 | 74  | 9  | 2  | 0  | 0  | 9  | 8  | 21  | 18 | 0  | 1  | 1  | 3.36  | 28.4% | 24.3% | 1.62 |
| 1992 | Tinkham, Brad      | 7  | 0  | 2 | 0 | 0  | 0  | 19.2 | 112 | 27 | 5  | 0  | 2  | 28 | 15 | 13  | 16 | 4  | 1  | 0  | 5.34  | 11.6% | 14.3% | 2.19 |
| 1997 | Tinkham, Brady     | 1  | 0  | 0 | 0 | 0  | 0  | 2.0  | 7   | 1  | 0  | 0  | 0  | 0  | 0  | 1   | 0  | 0  | 0  | 0  | 0.00  | 14.3% | 0.0%  | 0.50 |
| 1998 | Tinkham, Brady     | 3  | 1  | 0 | 0 | 0  | 0  | 9.0  | 41  | 11 | 2  | 0  | 1  | 9  | 7  | 9   | 4  | 2  | 1  | 0  | 5.44  | 22.0% | 9.8%  | 1.67 |
| 2016 | Tinkoff, Ryan      | 2  | 1  | 0 | 0 |    |    | 2.2  | 14  | 2  |    |    | 0  | 0  | 0  | 1   | 3  | 1  | 0  | 0  | 0.00  | 7.1%  | 21.4% | 1.87 |
| 1966 | Tolpo, Vince       | 1  | 1  | 0 | 0 | 0  | 0  | 6.0  | 30  | 0  | 0  | 0  | 0  | 3  | 3  | 10  | 7  | 0  | 2  | 0  | 3.50  | 33.3% | 23.3% | 1.17 |
| 1967 | Tolpo, Vince       | 16 | 12 | 4 | 0 | 0  | 0  | 108  | 324 | 0  | 0  | 0  | 0  | 23 | 23 | 113 | 59 | 0  | 0  | 0  | 1.49  | 34.9% | 18.2% | 0.55 |
| 1983 | Trautwein, Dave    | 10 | 6  | 3 | 1 | 3  | 0  | 48.1 | 222 | 38 | 4  | 1  | 1  | 31 | 20 | 47  | 25 | 1  | 7  | 2  | 2.90  | 21.2% | 11.3% | 1.30 |
| 1984 | Trautwein, Dave    | 10 | 5  | 4 | 0 | 6  | 1  | 55.2 | 253 | 52 | 7  | 0  | 5  | 32 | 19 | 62  | 23 | 3  | 10 | 1  | 2.39  | 24.5% | 9.1%  | 1.35 |
| 1979 | Trautwein, John    | 8  | 3  | 3 | 2 | 1  | 0  | 35.1 | 182 | 54 | 8  | 1  | 2  | 25 | 24 | 28  | 22 | 1  | 3  | 0  | 4.76  | 15.4% | 12.1% | 2.15 |
| 1980 | Trautwein, John    | 13 | 10 | 2 | 0 | 10 | 1  | 74.2 | 294 | 57 | 16 | 2  | 1  | 27 | 18 | 54  | 32 | 4  | 1  | 2  | 1.69  | 18.4% | 10.9% | 1.19 |
| 2012 | Trautwein, Wyatt   | 4  | 2  | 1 | 0 | 0  | 0  | 14.1 | 74  | 12 |    |    | 0  | 19 | 13 | 11  | 11 | 6  | 7  | 0  | 6.35  | 14.9% | 14.9% | 1.61 |
| 2013 | Trautwein, Wyatt   | 12 | 6  | 3 | 0 |    |    | 63.0 | 289 | 55 |    |    |    | 50 | 33 | 67  | 43 | 14 |    |    | 3.67  | 23.2% | 14.9% | 1.56 |
| 2014 | Trautwein, Wyatt   | 8  | 6  | 1 | 0 |    |    | 43.0 | 190 | 29 |    |    | 2  | 27 | 20 | 35  | 24 | 7  |    | 0  | 3.26  | 18.4% | 12.6% | 1.23 |
| 1978 | Traylor, Hunter    | 4  | 1  | 0 | 1 | 0  | 0  | 17.2 | 78  | 12 | 0  | 0  | 0  | 11 | 8  | 20  | 13 | 0  | 6  | 0  | 3.17  | 25.6% | 16.7% | 1.41 |
| 1979 | Traylor, Hunter    | 8  | 3  | 1 | 0 | 1  | 0  | 48.2 | 229 | 34 | 3  | 0  | 1  | 25 | 23 | 37  | 47 | 2  | 3  | 0  | 3.31  | 16.2% | 20.5% | 1.66 |
| 1980 | Trenning, Jeff     | 7  | 2  | 3 | 1 | 5  | 0  | 35.1 | 109 | 29 | 5  | 0  | 0  | 10 | 7  | 27  | 10 | 1  | 0  | 0  | 1.39  | 24.8% | 9.2%  | 1.10 |
| 1981 | Trenning, Jeff     | 11 | 7  | 3 | 0 | 7  | 0  | 64.0 | 268 | 50 | 6  | 0  | 0  | 29 | 11 | 72  | 23 | 3  | 3  | 3  | 1.20  | 26.9% | 8.6%  | 1.14 |

**BHS Single Season: Alphabetical Listing of All Players' Pitching Statistics**

| YR   | NAME              | G  | W  | L | S | CG | SH | IP   | BFP | H  | 2B | 3B | HR | R  | ER | SO  | BB | HB | WP | BK | ERA   | K%    | BB%   | WHIP |
|------|-------------------|----|----|---|---|----|----|------|-----|----|----|----|----|----|----|-----|----|----|----|----|-------|-------|-------|------|
| 1991 | Tulko, Bill       | 3  | 0  | 0 | 0 | 0  | 0  | 4.0  | 27  | 11 | 2  | 0  | 1  | 9  | 8  | 6   | 4  | 0  | 0  | 0  | 14.00 | 22.2% | 14.8% | 3.75 |
| 2009 | Tureck, Tyler     | 7  | 1  | 0 | 0 | 0  | 0  | 10.2 | 56  | 10 |    |    | 0  | 8  | 7  | 9   | 11 | 0  | 2  | 0  | 4.59  | 16.1% | 19.6% | 1.97 |
| 2010 | Tureck, Tyler     | 14 | 5  | 3 | 1 | 4  | 2  | 67.2 | 302 | 71 |    |    | 3  | 43 | 34 | 46  | 31 | 1  | 6  | 0  | 3.52  | 15.2% | 10.3% | 1.51 |
| 2007 | Unak, Tom         | 1  | 0  | 1 | 0 |    |    | 3.0  | 12  | 1  | 0  | 0  | 0  | 1  | 0  | 3   | 1  | 0  |    |    | 0.00  | 25.0% | 8.3%  | 0.67 |
| 2008 | Unak, Tom         | 15 | 5  | 4 | 0 | 2  | 0  | 52.2 | 234 | 69 |    |    | 3  | 42 | 27 | 42  | 12 | 3  | 0  | 0  | 3.588 | 17.9% | 5.1%  | 1.54 |
| 2009 | Unak, Tom         | 12 | 5  | 4 | 0 | 3  | 0  | 56.1 | 272 | 70 |    |    | 4  | 47 | 33 | 50  | 12 | 8  | 3  | 1  | 4.10  | 18.4% | 4.4%  | 1.46 |
| 2021 | Vojack, Matt      | 8  | 7  | 0 | 0 |    |    | 37.2 | 168 | 38 |    |    | 0  | 15 | 6  | 48  | 9  | 5  | 1  | 1  | 1.11  | 28.6% | 5.4%  | 1.25 |
| 2008 | Voltz, Jeremy     | 1  | 0  | 0 | 0 | 0  | 0  | 1.0  | 6   | 1  |    |    | 0  | 1  | 1  | 1   | 3  | 0  | 0  | 0  | 7.000 | 16.7% | 50.0% | 4.00 |
| 2003 | Wagner, Greg      | 7  | 1  | 0 | 0 | 0  | 0  | 9.2  | 41  | 8  |    |    | 0  | 2  | 2  | 8   | 5  | 1  | 0  |    | 1.40  | 19.5% | 12.2% | 1.30 |
| 2011 | Waliczek, Frank   | 9  | 1  | 5 | 0 | 0  | 0  | 38.2 | 189 | 40 |    |    | 3  | 38 | 28 | 38  | 31 | 2  | 1  | 0  | 5.07  | 20.1% | 16.4% | 1.84 |
| 2012 | Waliczek, Frank   | 14 | 5  | 5 | 2 | 6  | 1  | 66.1 | 285 | 61 |    |    | 2  | 42 | 33 | 84  | 21 | 7  | 10 | 0  | 3.48  | 29.5% | 7.4%  | 1.24 |
| 1987 | Wambach, James    | 9  | 4  | 2 | 0 | 3  | 1  | 44.0 | 191 | 38 | 5  | 0  | 0  | 22 | 12 | 54  | 19 | 1  | 0  | 0  | 1.91  | 28.3% | 9.9%  | 1.30 |
| 2010 | Ward, Taylor      | 0  | 0  | 0 | 0 | 0  | 0  | 0.0  | 0   | 0  |    |    | 0  | 0  | 0  | 0   | 0  | 0  | 0  | 0  |       | 0.0%  | 0.0%  | -    |
| 2011 | Ward, Taylor      | 11 | 2  | 8 | 0 | 2  | 1  | 43.0 | 229 | 71 |    |    | 6  | 53 | 43 | 26  | 20 | 3  | 8  | 0  | 7.00  | 11.4% | 8.7%  | 2.12 |
| 2014 | Weber, Cole       | 10 | 1  | 0 | 0 |    |    | 15.2 | 65  | 10 |    |    | 2  | 12 | 6  | 12  | 4  | 3  |    | 0  | 2.68  | 18.5% | 6.2%  | 0.89 |
| 2010 | Weisshappel, Mike | 3  | 0  | 0 | 0 | 0  | 0  | 4.0  | 26  | 6  |    |    | 1  | 8  | 7  | 7   | 7  | 0  | 3  | 1  | 12.25 | 26.9% | 26.9% | 3.25 |
| 2011 | Weisshappel, Mike | 10 | 2  | 4 | 0 | 1  | 0  | 38.2 | 181 | 36 |    |    | 0  | 28 | 24 | 35  | 24 | 8  | 3  | 0  | 4.34  | 19.3% | 13.3% | 1.55 |
| 1973 | West, Keith       | 7  | 3  | 1 | 0 | 0  | 0  | 24.0 | 117 | 23 | 0  | 0  | 0  | 17 | 12 | 28  | 20 | 2  | 1  | 0  | 3.50  | 23.9% | 17.1% | 1.79 |
| 1992 | Williams, Lee     | 4  | 1  | 1 | 0 | 0  | 0  | 11.1 | 57  | 14 | 3  | 0  | 0  | 12 | 8  | 7   | 5  | 0  | 0  | 0  | 4.94  | 12.3% | 8.8%  | 1.68 |
| 1985 | Wilson, Dan       | 7  | 4  | 2 | 0 | 2  | 1  | 24.2 | 117 | 25 | 5  | 1  | 0  | 20 | 15 | 17  | 20 | 1  | 0  | 0  | 4.26  | 14.5% | 17.1% | 1.82 |
| 1986 | Wilson, Dan       | 17 | 13 | 0 | 2 | 8  | 2  | 87.0 | 357 | 60 | 9  | 1  | 5  | 36 | 21 | 104 | 28 | 6  | 8  | 1  | 1.69  | 29.1% | 7.8%  | 1.01 |
| 1987 | Wilson, Dan       | 20 | 14 | 1 | 3 | 13 | 4  | 104  | 420 | 53 | 6  | 0  | 2  | 29 | 18 | 155 | 39 | 7  | 9  | 0  | 1.21  | 36.9% | 9.3%  | 0.88 |
| 1981 | Yaney, Joe        | 6  | 1  | 1 | 1 | 0  | 0  | 6.2  | 33  | 7  | 1  | 1  | 0  | 10 | 5  | 9   | 6  | 0  | 1  | 0  | 5.25  | 27.3% | 18.2% | 1.95 |
| 1982 | Yaney, Joe        | 12 | 8  | 2 | 0 | 2  | 0  | 52.1 | 251 | 52 | 10 | 1  | 6  | 38 | 27 | 47  | 39 | 1  | 7  | 1  | 3.61  | 18.7% | 15.5% | 1.74 |
| 2015 | Yorton, Will      | 1  | 0  | 0 | 0 |    |    | 2.0  | 10  | 4  |    |    | 0  | 1  | 1  | 4   | 0  | 0  | 0  | 0  | 3.50  | 40.0% | 0.0%  | 2.00 |
| 2016 | Yorton, Will      | 2  | 0  | 0 | 0 |    |    | 2.1  | 15  | 4  |    |    | 0  | 3  | 3  | 2   | 4  | 0  | 2  | 0  | 9.01  | 13.3% | 26.7% | 3.43 |
| 2017 | Yorton, Will      | 10 | 4  | 1 | 1 |    |    | 32.0 | 146 | 26 |    |    | 0  | 15 | 11 | 40  | 21 | 3  | 5  | 0  | 2.41  | 27.4% | 14.4% | 1.47 |
| 2021 | Zakson, Avery     | 1  | 0  | 0 | 0 |    |    | 0.2  | 3   | 0  |    |    | 0  | 0  | 0  | 0   | 1  | 0  | 1  | 0  | 0.00  | 0.0%  | 33.3% | 1.49 |
| 2002 | Zama, Troy        | 0  | 0  | 0 | 0 | 0  | 0  | 0.0  | 0   | 0  |    |    | 0  | 0  | 0  | 0   | 0  | 0  | 0  | 0  |       | 0.0%  | 0.0%  | -    |
| 2007 | Zeisloft, Russ    |    | 0  | 0 | 0 |    |    | 8.1  | 43  | 9  | 1  | 0  | 0  | 10 | 5  | 6   | 6  | 1  |    |    | 4.20  | 14.0% | 14.0% | 1.80 |
| 2008 | Zeisloft, Russ    | 5  | 1  | 0 | 1 | 0  | 0  | 5.1  | 24  | 5  |    |    | 0  | 1  | 1  | 3   | 3  | 0  | 0  | 0  | 1.313 | 12.5% | 12.5% | 1.50 |
| 1999 | Zuniga, Darrell   | 5  | 1  | 3 | 0 | 1  | 1  | 11.1 | 58  | 12 |    |    | 1  | 16 | 14 | 5   | 9  | 1  | 1  | 0  | 8.65  | 8.6%  | 15.5% | 1.85 |
| 2000 | Zuniga, Darrell   | 12 | 3  | 2 | 1 | 2  |    | 31.2 | 146 | 29 |    |    |    | 22 | 14 | 21  | 10 |    |    |    | 3.09  | 14.4% | 6.8%  | 1.23 |

**BHS Single Season: Alphabetical Listing of All Players' Pitching Statistics**

| YR   | NAME        | G  | W | L | S | CG | SH | IP   | BFP | H  | 2B | 3B | HR | R  | ER | SO | BB | HB | WP | BK | ERA  | K%    | BB%   | WHIP |
|------|-------------|----|---|---|---|----|----|------|-----|----|----|----|----|----|----|----|----|----|----|----|------|-------|-------|------|
| 2014 | Zyzda, Jake | 12 | 2 | 4 | 1 |    |    | 40.0 | 172 | 35 |    |    | 0  | 19 | 16 | 23 | 19 | 3  |    | 0  | 2.80 | 13.4% | 11.0% | 1.35 |
| 2015 | Zyzda, Jake | 12 | 6 | 2 | 0 |    |    | 50.0 | 236 | 56 |    |    | 3  | 34 | 21 | 38 | 25 | 4  | 6  | 1  | 2.94 | 16.1% | 10.6% | 1.62 |
| 2016 | Zyzda, Jake | 11 | 7 | 4 | 0 |    |    | 55.1 | 225 | 39 |    |    | 0  | 21 | 13 | 56 | 12 | 10 | 7  | 0  | 1.64 | 24.9% | 5.3%  | 0.92 |

**BHS Career: Individual Batting Records**

**Total Games Played (Career)**

| Grad Yr | Yrs | NAME                | G   |
|---------|-----|---------------------|-----|
| 2000    | 4   | Pohlman, Dan        | 126 |
| 1987    | 4   | Wilson, Dan         | 108 |
| 2019    | 4   | Elliott, Clark      | 106 |
| 2007    | 3   | Hall, Dain          | 105 |
| 2015    | 3   | Pfeiffer, Mitch     | 105 |
| 2015    | 3   | Coon, Jake          | 101 |
| 2015    | 3   | Petersen, Jake      | 101 |
| 1998    | 3   | Mergott, Jason      | 99  |
| 1994    | 4   | Contreras, Oscar    | 98  |
| 1988    | 3   | Mensik, Tony        | 98  |
| 1993    | 4   | Schmalz, Darin      | 96  |
| 2018    | 3   | Acosta, Tyler       | 95  |
| 2009    | 3   | Day, John           | 94  |
| 2013    | 3   | Poidomani, Macray   | 93  |
| 2002    | 4   | Franzese, Jon       | 92  |
| 1998    | 3   | Austin, John        | 90  |
| 2010    | 3   | Brignola, Anthony   | 90  |
| 2011    | 3   | Scheffler, Jack     | 89  |
| 1991    | 3   | Armetta, Jason      | 88  |
| 1985    | 3   | Cummings, Chris     | 87  |
| 1995    | 3   | Saveley, Ken        | 87  |
| 1987    | 3   | Bradley, Mike       | 86  |
| 2008    | 3   | Conroy, Tim         | 86  |
| 2007    | 3   | Schell, Teddy       | 86  |
| 1988    | 3   | Sobocienski, Adam   | 84  |
| 1999    | 3   | Favia, Frank        | 82  |
| 1998    | 2   | Flubacker, Kyle     | 82  |
| 1990    | 3   | Schumaker, Jason    | 82  |
| 2011    | 3   | Alfonso, Ricky      | 81  |
| 2005    | 2   | Marshall, Eric      | 80  |
| 1998    | 3   | Sayre, Jess         | 80  |
| 1996    | 3   | Alley, Eric         | 79  |
| 2001    | 3   | Bongiovanni, Vince  | 79  |
| 1991    | 3   | Boka, Ben           | 78  |
| 2004    | 3   | Broughton, Gabe     | 78  |
| 2005    | 3   | Maropis, Derek      | 78  |
| 2012    | 3   | Redpath, Max        | 78  |
| 2006    | 2   | Coons, Adam         | 76  |
| 1995    | 2   | Franzese, Nick      | 76  |
| 2004    | 3   | Salzenstein, Collin | 76  |
| 1992    | 3   | Pollack, Brian      | 75  |
| 1975    | 3   | Shellenback, Frank  | 73  |
| 1995    | 2   | Anderson, Jon       | 72  |
| 1994    | 3   | Schumaker, Ryan     | 72  |
| 1995    | 3   | Bey, Billy          | 71  |
| 2002    | 3   | Broughton, Nick     | 70  |
| 2010    | 2   | Foderaro, Derrick   | 70  |
| 1997    | 2   | Moreno, Dimas       | 70  |
| 1988    | 2   | Plaskas, Brett      | 70  |
| 1987    | 2   | Wambach, James      | 70  |
| 2016    | 3   | Day, Jimmy          | 70  |

**Most Runs Scored (Career)**

| Grad Yr | Yrs | NAME                | R   |
|---------|-----|---------------------|-----|
| 2000    | 4   | Pohlman, Dan        | 132 |
| 2019    | 4   | Elliott, Clark      | 115 |
| 2015    | 3   | Pfeiffer, Mitch     | 113 |
| 2007    | 3   | Hall, Dain          | 112 |
| 1987    | 3   | Bradley, Mike       | 110 |
| 1987    | 4   | Wilson, Dan         | 109 |
| 1998    | 2   | Flubacker, Kyle     | 101 |
| 1988    | 3   | Mensik, Tony        | 99  |
| 1995    | 3   | Saveley, Ken        | 85  |
| 1988    | 3   | Sobocienski, Adam   | 85  |
| 2010    | 3   | Brignola, Anthony   | 83  |
| 2009    | 3   | Day, John           | 83  |
| 1990    | 3   | Schumaker, Jason    | 83  |
| 2015    | 3   | Coon, Jake          | 81  |
| 1975    | 3   | Shellenback, Frank  | 81  |
| 1986    | 3   | Noreen, Keith       | 76  |
| 2016    | 3   | Day, Jimmy          | 75  |
| 1994    | 4   | Contreras, Oscar    | 74  |
| 1986    | 2   | Levin, Mark         | 74  |
| 1988    | 2   | Plaskas, Brett      | 74  |
| 2002    | 4   | Franzese, Jon       | 73  |
| 1974    | 2   | Rife, Tim           | 73  |
| 2004    | 3   | Salzenstein, Collin | 73  |
| 1999    | 3   | Favia, Frank        | 72  |
| 1976    | 2   | George, Leo         | 72  |
| 1993    | 4   | Schmalz, Darin      | 72  |
| 1995    | 3   | Bey, Billy          | 71  |
| 1991    | 3   | Armetta, Jason      | 70  |
| 2001    | 3   | Bongiovanni, Vince  | 68  |
| 1998    | 3   | Sayre, Jess         | 68  |
| 1998    | 3   | Austin, John        | 67  |
| 1985    | 3   | Cummings, Chris     | 65  |
| 1977    | 2   | Koch, Steve         | 65  |
| 1978    | 3   | Shellenback, Eric   | 65  |
| 1992    | 3   | Pollack, Brian      | 63  |
| 1996    | 3   | Alley, Eric         | 62  |
| 1990    | 2   | Kraus, Matt         | 61  |
| 2001    | 2   | Capinegro, Anthony  | 60  |
| 2001    | 2   | Lawrence, Scott     | 60  |
| 2005    | 2   | Marshall, Eric      | 60  |
| 2013    | 3   | Poidomani, Macray   | 60  |
| 1995    | 2   | Anderson, Jon       | 59  |
| 1998    | 3   | Mergott, Jason      | 59  |
| 1976    | 2   | Shellenback, Carl   | 58  |
| 1975    | 2   | Meeks, Rusty        | 57  |
| 1991    | 3   | Boka, Ben           | 56  |
| 2008    | 3   | Conroy, Tim         | 56  |
| 2005    | 2   | DiMonte, Tony       | 56  |
| 1997    | 2   | Allendorph, George  | 54  |
| 1985    | 3   | Bauser, John        | 54  |
| 1994    | 2   | Smith, Todd         | 54  |



**BHS Career: Individual Batting Records****Most At-Bats (Career)**

| <b>Grad Yr</b> | <b>Yrs</b> | <b>NAME</b>         | <b>AB</b> |
|----------------|------------|---------------------|-----------|
| 2007           | 3          | Hall, Dain          | 359       |
| 2000           | 4          | Pohlman, Dan        | 344       |
| 2015           | 3          | Pfeiffer, Mitch     | 349       |
| 1987           | 4          | Wilson, Dan         | 333       |
| 2015           | 3          | Petersen, Jake      | 316       |
| 1994           | 4          | Contreras, Oscar    | 306       |
| 2015           | 3          | Coon, Jake          | 300       |
| 1988           | 3          | Mensik, Tony        | 298       |
| 2013           | 3          | Poidomani, Macray   | 298       |
| 2009           | 3          | Day, John           | 288       |
| 2019           | 4          | Elliott, Clark      | 284       |
| 1995           | 3          | Saveley, Ken        | 281       |
| 1993           | 4          | Schmalz, Darin      | 273       |
| 1985           | 3          | Cummings, Chris     | 270       |
| 1987           | 3          | Bradley, Mike       | 269       |
| 2004           | 3          | Salzenstein, Collin | 268       |
| 2010           | 3          | Brignola, Anthony   | 267       |
| 1998           | 3          | Mergott, Jason      | 264       |
| 2018           | 3          | Acosta, Tyler       | 262       |
| 1998           | 2          | Flubacker, Kyle     | 262       |
| 2002           | 4          | Franzese, Jon       | 261       |
| 1991           | 3          | Armetta, Jason      | 259       |
| 2005           | 2          | Marshall, Eric      | 259       |
| 2011           | 3          | Scheffler, Jack     | 254       |
| 2011           | 3          | Alfonso, Ricky      | 252       |
| 2007           | 3          | Schell, Teddy       | 252       |
| 2008           | 3          | Conroy, Tim         | 249       |
| 1988           | 2          | Plaskas, Brett      | 237       |
| 1991           | 3          | Boka, Ben           | 236       |
| 1992           | 3          | Pollack, Brian      | 235       |
| 2006           | 2          | Coons, Adam         | 233       |
| 1988           | 3          | Sobocienski, Adam   | 233       |
| 2005           | 3          | Maropis, Derek      | 232       |
| 1990           | 3          | Schumaker, Jason    | 232       |
| 1998           | 3          | Austin, John        | 231       |
| 1995           | 2          | Franzese, Nick      | 231       |
| 2006           | 2          | McKillen, Patrick   | 228       |
| 1998           | 3          | Sayre, Jess         | 225       |
| 1999           | 3          | Favia, Frank        | 223       |
| 2012           | 3          | Redpath, Max        | 223       |
| 2008           | 2          | Zeisloft, Russ      | 221       |
| 2002           | 3          | Broughton, Nick     | 216       |
| 1997           | 2          | Moreno, Dimas       | 213       |
| 2001           | 3          | Bongiovanni, Vince  | 212       |
| 1995           | 3          | Bey, Billy          | 211       |
| 2016           | 3          | Day, Jimmy          | 211       |
| 1975           | 3          | Shellenback, Frank  | 211       |
| 1976           | 2          | George, Leo         | 210       |
| 1977           | 2          | Koch, Steve         | 210       |

**BHS Career: Individual Batting Records**

**Highest Batting Average (Career)  
(Minimum 130 AB)**

| Grad Yr | Yrs | NAME                | AVG  |
|---------|-----|---------------------|------|
| 1978    | 2   | Bock, Brian         | .445 |
| 2016    | 2   | Michaels, Tristan   | .444 |
| 1986    | 3   | Noreen, Keith       | .440 |
| 2000    | 4   | Pohlman, Dan        | .436 |
| 1971    | 2   | Roesslein, Mike     | .433 |
| 1998    | 3   | Sayre, Jess         | .427 |
| 1977    | 2   | Mogle, Tom          | .421 |
| 2007    | 3   | Hall, Dain          | .421 |
| 1998    | 3   | Austin, John        | .420 |
| 1987    | 3   | Bradley, Mike       | .416 |
| 2015    | 2   | Dodge, Casey        | .416 |
| 1971    | 2   | Bradley, Gary       | .415 |
| 1987    | 4   | Wilson, Dan         | .414 |
| 2005    | 2   | Marshall, Eric      | .405 |
| 1986    | 2   | Levin, Mark         | .403 |
| 1975    | 3   | Shellenback, Frank  | .403 |
| 1988    | 3   | Mensik, Tony        | .403 |
| 1982    | 2   | Jones, Kevin        | .400 |
| 1988    | 3   | Sobocienski, Adam   | .399 |
| 1999    | 3   | Favia, Frank        | .399 |
| 2001    | 3   | Contreras, Mike     | .399 |
| 1997    | 2   | Tommaso, Tim        | .398 |
| 1987    | 2   | Wambach, James      | .398 |
| 2003    | 3   | Bucalo, Dustin      | .397 |
| 1970    | 2   | Jarrard, Clisby     | .395 |
| 1995    | 2   | Franzese, Nick      | .394 |
| 1983    | 2   | Wilson, Matt        | .394 |
| 1995    | 2   | Anderson, Jon       | .393 |
| 1996    | 3   | Rengel, Nick        | .388 |
| 1988    | 2   | Coll, Brian         | .386 |
| 1993    | 4   | Schmalz, Darin      | .385 |
| 2004    | 3   | Salzenstein, Collin | .384 |
| 2005    | 2   | DiMonte, Tony       | .383 |
| 1978    | 3   | Shellenback, Eric   | .383 |
| 2006    | 2   | Coons, Adam         | .382 |
| 1976    | 2   | George, Leo         | .381 |
| 2016    | 2   | Dehnert, Patrick    | .378 |
| 2013    | 2   | Nelson, Scott       | .377 |
| 2017    | 3   | Yorton, Will        | .376 |
| 2010    | 3   | Brignola, Anthony   | .375 |
| 2016    | 2   | Starvel, Colin      | .372 |
| 1977    | 2   | Koch, Steve         | .371 |
| 2019    | 4   | Elliott, Clark      | .370 |
| 2015    | 2   | Pfeiffer, Mitch     | .370 |
| 1991    | 3   | Boka, Ben           | .369 |
| 2002    | 3   | Lindberg, Chris     | .368 |
| 2016    | 2   | Balogh, Zack        | .368 |
| 2013    | 2   | Lidge, Ryan         | .365 |
| 1984    | 2   | Barth, Tyler        | .364 |

**Most Hits (Career)**

| Grad Yr | Yrs | NAME                | H   |
|---------|-----|---------------------|-----|
| 2007    | 3   | Hall, Dain          | 151 |
| 2000    | 4   | Pohlman, Dan        | 150 |
| 1987    | 4   | Wilson, Dan         | 138 |
| 2015    | 3   | Pfeiffer, Mitch     | 129 |
| 1988    | 3   | Mensik, Tony        | 120 |
| 1987    | 3   | Bradley, Mike       | 112 |
| 2015    | 3   | Petersen, Jake      | 112 |
| 1994    | 4   | Contreras, Oscar    | 111 |
| 2015    | 3   | Coon, Jake          | 106 |
| 2019    | 4   | Elliott, Clark      | 105 |
| 2005    | 2   | Marshall, Eric      | 105 |
| 1993    | 4   | Schmalz, Darin      | 105 |
| 2004    | 3   | Salzenstein, Collin | 103 |
| 1995    | 3   | Saveley, Ken        | 102 |
| 2010    | 3   | Brignola, Anthony   | 100 |
| 1998    | 3   | Austin, John        | 97  |
| 1998    | 3   | Sayre, Jess         | 96  |
| 2002    | 4   | Franzese, Jon       | 93  |
| 1988    | 3   | Sobocienski, Adam   | 93  |
| 2013    | 3   | Poidomani, Macray   | 92  |
| 1998    | 2   | Flubacker, Kyle     | 91  |
| 1995    | 2   | Franzese, Nick      | 91  |
| 2006    | 2   | Coons, Adam         | 89  |
| 1999    | 3   | Favia, Frank        | 89  |
| 2009    | 3   | Day, John           | 88  |
| 1991    | 3   | Boka, Ben           | 87  |
| 1985    | 3   | Cummings, Chris     | 85  |
| 1975    | 3   | Shellenback, Frank  | 85  |
| 1998    | 3   | Mergott, Jason      | 84  |
| 1990    | 3   | Schumaker, Jason    | 84  |
| 2003    | 3   | Bucalo, Dustin      | 83  |
| 1988    | 2   | Plaskas, Brett      | 83  |
| 1991    | 3   | Armetta, Jason      | 82  |
| 2018    | 3   | Acosta, Tyler       | 81  |
| 1995    | 2   | Anderson, Jon       | 81  |
| 2008    | 3   | Conroy, Tim         | 81  |
| 2005    | 3   | Maropis, Derek      | 81  |
| 1976    | 2   | George, Leo         | 80  |
| 1986    | 3   | Noreen, Keith       | 80  |
| 2011    | 3   | Alfonso, Ricky      | 78  |
| 1977    | 2   | Koch, Steve         | 78  |
| 2013    | 2   | Nelson, Scott       | 78  |
| 1992    | 3   | Pollack, Brian      | 78  |
| 1977    | 2   | Mogle, Tom          | 77  |
| 2016    | 2   | Dehnert, Patrick    | 76  |
| 1997    | 2   | Moreno, Dimas       | 76  |
| 2011    | 3   | Scheffler, Jack     | 76  |
| 2016    | 3   | Day, Jimmy          | 74  |
| 2006    | 2   | McKillen, Patrick   | 74  |
| 1971    | 2   | Roesslein, Mike     | 74  |

**BHS Career: Individual Batting Records**

**Most Doubles (Career)**

| Grad Yr | Yrs | NAME               | 2B |
|---------|-----|--------------------|----|
| 1987    | 4   | Wilson, Dan        | 33 |
| 2000    | 4   | Pohlman, Dan       | 29 |
| 2006    | 2   | Coons, Adam        | 28 |
| 2015    | 3   | Coon, Jake         | 27 |
| 1995    | 2   | Franzese, Nick     | 27 |
| 1991    | 3   | Boka, Ben          | 25 |
| 1994    | 4   | Contreras, Oscar   | 25 |
| 2015    | 3   | Petersen, Jake     | 25 |
| 1977    | 2   | Koch, Steve        | 24 |
| 2005    | 2   | Marshall, Eric     | 24 |
| 2011    | 3   | Alfonso, Ricky     | 22 |
| 1987    | 3   | Bradley, Mike      | 22 |
| 1976    | 2   | George, Leo        | 22 |
| 2007    | 3   | Hall, Dain         | 22 |
| 1993    | 4   | Schmalz, Darin     | 22 |
| 1988    | 3   | Sobocienski, Adam  | 22 |
| 1998    | 2   | Flubacker, Kyle    | 21 |
| 1988    | 3   | Mensik, Tony       | 21 |
| 2019    | 4   | Elliott, Clark     | 20 |
| 1975    | 3   | Shellenback, Frank | 20 |
| 2015    | 3   | Pfeiffer, Mitch    | 19 |
| 1998    | 3   | Sayre, Jess        | 19 |
| 2005    | 3   | Maropis, Derek     | 18 |
| 2011    | 3   | Scheffler, Jack    | 18 |
| 2008    | 3   | Conroy, Tim        | 17 |
| 1999    | 3   | Favia, Frank       | 17 |
| 2008    | 2   | Golek, Jack        | 17 |
| 2018    | 3   | Acosta, Tyler      | 16 |
| 1985    | 3   | Cummings, Chris    | 16 |
| 2016    | 3   | Dehnert, Patrick   | 16 |
| 2005    | 2   | DiMonte, Tony      | 16 |
| 2001    | 2   | Lawrence, Scott    | 16 |
| 2004    | 2   | O'Hara, Joe        | 16 |
| 1997    | 2   | Oliva, Matt        | 16 |
| 1992    | 3   | Pollack, Brian     | 16 |
| 1995    | 3   | Saveley, Ken       | 16 |
| 1994    | 3   | Schumaker, Ryan    | 16 |
| 1998    | 3   | Austin, John       | 15 |
| 2010    | 3   | Brignola, Anthony  | 15 |
| 2003    | 3   | Bucalo, Dustin     | 15 |
| 2001    | 3   | Contreras, Mike    | 15 |
| 2016    | 2   | Day, Jimmy         | 15 |
| 1976    | 2   | Feit, John         | 15 |
| 2016    | 2   | Michaels, Tristan  | 15 |
| 2013    | 3   | Poidomani, Macray  | 15 |
| 1996    | 3   | Rengel, Nick       | 15 |
| 1974    | 2   | Rife, Tim          | 15 |

**Most Triples (career)**

| Grad Yr | Yrs | NAME               | 3B |
|---------|-----|--------------------|----|
| 1988    | 3   | Mensik, Tony       | 7  |
| 1971    | 2   | Roesslein, Mike    | 7  |
| 1980    | 2   | Dunn, Chuck        | 6  |
| 1986    | 2   | Levin, Mark        | 6  |
| 1978    | 3   | Shellenback, Eric  | 6  |
| 1975    | 3   | Shellenback, Frank | 6  |
| 1987    | 4   | Wilson, Dan        | 6  |
| 1974    | 2   | Adams, Steve       | 5  |
| 1971    | 2   | Bradley, Gary      | 5  |
| 1987    | 3   | Bradley, Mike      | 5  |
| 1985    | 3   | Cummings, Chris    | 5  |
| 2016    | 3   | Day, Jimmy         | 5  |
| 1977    | 2   | Koch, Steve        | 5  |
| 1972    | 2   | Moldermaker, Jim   | 5  |
| 1974    | 2   | Rife, Tim          | 5  |
| 1988    | 2   | Acerra, Marc       | 4  |
| 1975    | 2   | Bock, John         | 4  |
| 1973    | 2   | Cole, Bob          | 4  |
| 1994    | 4   | Contreras, Oscar   | 4  |
| 1998    | 2   | Flubacker, Kyle    | 4  |
| 1980    | 2   | Kelsch, Joe        | 4  |
| 1990    | 2   | Kraus, Matt        | 4  |
| 1998    | 2   | Mercer, Matt       | 4  |
| 1980    | 2   | Millay, Tim        | 4  |
| 1977    | 2   | Mogle, Tom         | 4  |
| 2015    | 3   | Pfeiffer, Mitch    | 4  |
| 2000    | 4   | Pohlman, Dan       | 4  |
| 1992    | 3   | Pollack, Brian     | 4  |
| 1995    | 3   | Saveley, Ken       | 4  |
| 1980    | 2   | Skoczylas, Jeff    | 4  |
| 1984    | 2   | Tilles, Steve      | 4  |

**BHS Career: Individual Batting Records**

**Most Home Runs (Career)**

| Grad Yr     | Yrs      | NAME                     | HR       |
|-------------|----------|--------------------------|----------|
| 2000        | 4        | Pohlman, Dan             | 35       |
| 1998        | 3        | Austin, John             | 27       |
| 2002        | 4        | Franzese, Jon            | 27       |
| 2001        | 3        | Bongiovanni, Vince       | 22       |
| 1986        | 3        | Noreen, Keith            | 21       |
| 1990        | 3        | Schumaker, Jason         | 21       |
| 1987        | 4        | Wilson, Dan              | 20       |
| 1987        | 3        | Bradley, Mike            | 19       |
| 1994        | 4        | Contreras, Oscar         | 17       |
| 2007        | 3        | Hall, Dain               | 17       |
| 2009        | 2        | Handler, Gus             | 14       |
| 1976        | 2        | George, Leo              | 13       |
| 1977        | 2        | Koch, Steve              | 13       |
| 1986        | 2        | Levin, Mark              | 13       |
| 1988        | 3        | Sobocienski, Adam        | 12       |
| 2011        | 3        | Scheffler, Jack          | 11       |
| 2016        | 2        | Balogh, Zack             | 10       |
| 2010        | 3        | Brignola, Anthony        | 10       |
| 2013        | 2        | Lidge, Ryan              | 10       |
| 1994        | 3        | Schumaker, Ryan          | 10       |
| 1978        | 3        | Shellenback, Eric        | 10       |
| 1987        | 2        | Wambach, James           | 10       |
| 1984        | 2        | Barth, Tyler             | 9        |
| 1991        | 3        | Boka, Ben                | 9        |
| 2019        | 4        | Elliott, Clark           | 9        |
| 1986        | 2        | Faith, Peter             | 9        |
| 1990        | 2        | Kraus, Matt              | 9        |
| 2005        | 2        | Marshall, Eric           | 9        |
| 2015        | 3        | Coon, Jake               | 8        |
| 1999        | 3        | Favia, Frank             | 8        |
| 1974        | 2        | Lutz, Brad               | 8        |
| 1981        | 2        | Owen, Chip               | 8        |
| 1975        | 3        | Shellenback, Frank       | 8        |
| 1975        | 2        | Bock, John               | 7        |
| 2015        | 2        | Delaurentis, Anthony     | 7        |
| <b>2021</b> | <b>1</b> | <b>Eisenbarth, Logan</b> | <b>7</b> |
| 1995        | 2        | Franzese, Nick           | 7        |
| 2008        | 2        | Golek, Jack              | 7        |
| 2007        | 2        | Imielski, Matt           | 7        |
| 2018        | 3        | Acosta, Tyler            | 6        |
| 2006        | 2        | Coons, Adam              | 6        |
| 2016        | 3        | Day, Jimmy               | 6        |
| 2005        | 2        | DiMonte, Tony            | 6        |
| 1977        | 2        | Mogle, Tom               | 6        |
| 2004        | 2        | O'Hara, Joe              | 6        |
| 2007        | 3        | Schell, Teddy            | 6        |
| 1985        | 2        | Tronolone, Carmine       | 6        |
| 2017        | 3        | Yorton, Will             | 6        |

**Most RBI's (Career)**

| Grad Yr | Yrs | NAME               | RBI |
|---------|-----|--------------------|-----|
| 2000    | 4   | Pohlman, Dan       | 151 |
| 1987    | 4   | Wilson, Dan        | 124 |
| 2002    | 4   | Franzese, Jon      | 96  |
| 1998    | 3   | Austin, John       | 95  |
| 2001    | 3   | Bongiovanni, Vince | 87  |
| 1994    | 4   | Contreras, Oscar   | 87  |
| 2019    | 4   | Elliott, Clark     | 87  |
| 2007    | 3   | Hall, Dain         | 83  |
| 1990    | 3   | Schumaker, Jason   | 81  |
| 1991    | 3   | Boka, Ben          | 78  |
| 1987    | 3   | Bradley, Mike      | 78  |
| 1975    | 3   | Shellenback, Frank | 76  |
| 1977    | 2   | Koch, Steve        | 74  |
| 2005    | 2   | Marshall, Eric     | 73  |
| 2015    | 3   | Coon, Jake         | 72  |
| 1995    | 2   | Franzese, Nick     | 72  |
| 1998    | 3   | Sayre, Jess        | 72  |
| 1988    | 3   | Sobocienski, Adam  | 71  |
| 1988    | 3   | Mensik, Tony       | 69  |
| 1999    | 3   | Favia, Frank       | 66  |
| 1976    | 2   | George, Leo        | 66  |
| 1986    | 3   | Noreen, Keith      | 66  |
| 1971    | 2   | Roesslein, Mike    | 66  |
| 1997    | 2   | Moreno, Dimas      | 65  |
| 2005    | 2   | DiMonte, Tony      | 61  |
| 1986    | 2   | Levin, Mark        | 61  |
| 2004    | 2   | O'Hara, Joe        | 61  |
| 2013    | 2   | Lidge, Ryan        | 60  |
| 2009    | 2   | Handler, Gus       | 59  |
| 2007    | 3   | Schell, Teddy      | 58  |
| 1995    | 3   | Saveley, Ken       | 57  |
| 1974    | 2   | Lutz, Brad         | 56  |
| 1987    | 2   | Wambach, James     | 55  |
| 1998    | 3   | Mergott, Jason     | 54  |
| 2015    | 3   | Petersen, Jake     | 53  |
| 1993    | 4   | Schmalz, Darin     | 53  |
| 1990    | 2   | Kraus, Matt        | 52  |
| 2016    | 3   | Day, Jimmy         | 51  |
| 2008    | 2   | Golek, Jack        | 51  |
| 2001    | 3   | Contreras, Mike    | 50  |
| 1985    | 3   | Cummings, Chris    | 50  |
| 2011    | 3   | Scheffler, Jack    | 50  |
| 2019    | 2   | Seagrism, John     | 50  |
| 2001    | 2   | Lawrence, Scott    | 49  |
| 2018    | 3   | Acosta, Tyler      | 48  |
| 2019    | 3   | Elliott, Clark     | 48  |
| 2004    | 3   | Gibson, Nate       | 47  |
| 1981    | 2   | Owen, Chip         | 47  |
| 1978    | 3   | Shellenback, Eric  | 47  |

**BHS Career: Individual Batting Records**

| <b>Most Total Bases (Career)</b> |            |                     |           | <b>Highest Slugging Pct (Career)</b><br><b>(At Least 130 At-Bats)</b> |            |                    |            |
|----------------------------------|------------|---------------------|-----------|---|------------|--------------------|------------|
| <b>Grad Yr</b>                   | <b>Yrs</b> | <b>NAME</b>         | <b>TB</b> | <b>Grad Yr</b>  | <b>Yrs</b> | <b>NAME</b>        | <b>SL%</b> |
| 2000                             | 4          | Pohlman, Dan        | 292       | 1986  | 3          | Noreen, Keith      | .868       |
| 1987                             | 4          | Wilson, Dan         | 243       | 2000  | 4          | Pohlman, Dan       | .849       |
| 2007                             | 3          | Hall, Dain          | 230       | 1998  | 3          | Austin, John       | .835       |
| 1987                             | 3          | Bradley, Mike       | 201       | 1987  | 3          | Bradley, Mike      | .747       |
| 1994                             | 4          | Contreras, Oscar    | 195       | 1986  | 2          | Levin, Mark        | .739       |
| 1998                             | 3          | Austin, John        | 193       | 1987  | 4          | Wilson, Dan        | .730       |
| 2002                             | 4          | Franzese, Jon       | 188       | 2002  | 4          | Franzese, Jon      | .720       |
| 1988                             | 3          | Mensik, Tony        | 170       | 1990  | 3          | Schumaker, Jason   | .720       |
| 1990                             | 3          | Schumaker, Jason    | 167       | 1977  | 2          | Koch, Steve        | .719       |
| 2015                             | 3          | Pfeiffer, Mitch     | 165       | 2001  | 3          | Bongiovanni, Vince | .717       |
| 1986                             | 3          | Noreen, Keith       | 158       | 1976  | 2          | George, Leo        | .681       |
| 2015                             | 3          | Coon, Jake          | 157       | 1978  | 3          | Shellenback, Eric  | .674       |
| 2019                             | 4          | Elliott, Clark      | 156       | 1975  | 3          | Shellenback, Frank | .668       |
| 2005                             | 2          | Marshall, Eric      | 156       | 2016  | 2          | Michaels, Tristan  | .667       |
| 1988                             | 3          | Sobocienski, Adam   | 155       | 1988  | 3          | Sobocienski, Adam  | .665       |
| 2001                             | 3          | Bongiovanni, Vince  | 152       | 1978  | 2          | Bock, Brian        | .644       |
| 2015                             | 3          | Petersen, Jake      | 152       | 2007  | 3          | Hall, Dain         | .641       |
| 1977                             | 2          | Koch, Steve         | 151       | 1994  | 4          | Contreras, Oscar   | .637       |
| 2010                             | 3          | Brignola, Anthony   | 149       | 1977  | 2          | Mogle, Tom         | .634       |
| 1995                             | 2          | Franzese, Nick      | 145       | 1971  | 2          | Roesslein, Mike    | .632       |
| 1991                             | 3          | Boka, Ben           | 143       | 1974  | 2          | Lutz, Brad         | .631       |
| 1976                             | 2          | George, Leo         | 143       | 1995  | 2          | Franzese, Nick     | .628       |
| 1993                             | 4          | Schmalz, Darin      | 142       | 1987  | 2          | Wambach, James     | .626       |
| 1975                             | 3          | Shellenback, Frank  | 141       | 1984  | 2          | Barth, Tyler       | .614       |
| 1995                             | 3          | Saveley, Ken        | 138       | 1991  | 3          | Boka, Ben          | .606       |
| 2006                             | 2          | Coons, Adam         | 135       | 2005  | 2          | Marshall, Eric     | .602       |
| 1998                             | 2          | Flubacker, Kyle     | 135       | 1971  | 2          | Bradley, Gary      | .600       |
| 1999                             | 3          | Favia, Frank        | 132       | 2005  | 2          | DiMonte, Tony      | .596       |
| 1998                             | 3          | Sayre, Jess         | 132       | 2013  | 2          | Lidge, Ryan        | .594       |
| 1986                             | 2          | Levin, Mark         | 130       | 1999  | 3          | Favia, Frank       | .592       |
| 2011                             | 3          | Scheffler, Jack     | 127       | 1983  | 2          | Wilson, Matt       | .588       |
| 2004                             | 3          | Salzenstein, Collin | 122       | 1998  | 3          | Sayre, Jess        | .587       |
| 2018                             | 3          | Acosta, Tyler       | 121       | 2017  | 3          | Yorton, Will       | .582       |
| 2005                             | 3          | Maropis, Derek      | 120       | 2006  | 2          | Coons, Adam        | .579       |
| 2013                             | 3          | Poidomani, Macray   | 119       | 1988  | 3          | Mensik, Tony       | .570       |
| 1978                             | 3          | Shellenback, Eric   | 118       | 1980  | 2          | Dunn, Chuck        | .562       |
| 1985                             | 3          | Cummings, Chris     | 117       | 2007  | 2          | Imielski, Matt     | .561       |
| 2016                             | 3          | Day, Jimmy          | 117       | 2009  | 2          | Handler, Gus       | .560       |
| 1977                             | 2          | Mogle, Tom          | 116       | 1985  | 2          | Tronolone, Carmine | .559       |
| 2013                             | 2          | Lidge, Ryan         | 114       | 2010  | 3          | Brignola, Anthony  | .558       |
| 2008                             | 3          | Conroy, Tim         | 113       | 1985  | 3          | Bauser, John       | .556       |
| 2005                             | 2          | DiMonte, Tony       | 112       | 2016  | 3          | Day, Jimmy         | .555       |
| 1992                             | 3          | Pollack, Brian      | 111       | 1981  | 2          | Owen, Chip         | .551       |
| 1998                             | 3          | Mergott, Jason      | 110       | 1996  | 3          | Rengel, Nick       | .550       |
| 2004                             | 2          | O'Hara, Joe         | 108       | 1990  | 2          | Kraus, Matt        | .550       |
| 1971                             | 2          | Roesslein, Mike     | 108       | 2019  | 4          | Elliott, Clark     | .549       |
| 1987                             | 2          | Wambach, James      | 107       | 1994  | 3          | Schumaker, Ryan    | .547       |
| 2011                             | 3          | Alfonso, Ricky      | 106       | 2015  | 2          | Coon, Jake         | .538       |
| 1997                             | 2          | Moreno, Dimas       | 106       | 2008  | 2          | Golek, Jack        | .537       |
| 2016                             | 2          | Dehnert, Patrick    | 105       | 1997  | 2          | Oliva, Matt        | .537       |

**BHS Career: Individual Batting Records**

**Highest On-Base Average (Career)**

**Minimum 130 At-bats**

| Grad Yr | Yrs | NAME               | OBA  |
|---------|-----|--------------------|------|
| 2000    | 4   | Pohlman, Dan       | .532 |
| 1975    | 3   | Shellenback, Frank | .530 |
| 1986    | 2   | Bock, Brian        | .526 |
| 1998    | 3   | Noreen, Keith      | .525 |
| 2019    | 4   | Elliott, Clark     | .523 |
| 1978    | 3   | Sayre, Jess        | .516 |
| 1976    | 2   | George, Leo        | .513 |
| 1988    | 3   | Sobocienski, Adam  | .503 |
| 1986    | 2   | Levin, Mark        | .500 |
| 1987    | 2   | Wambach, James     | .495 |
| 1985    | 3   | Bauser, John       | .495 |
| 1971    | 2   | Roesslein, Mike    | .495 |
| 1987    | 3   | Bradley, Mike      | .494 |
| 2001    | 2   | Capinegro, Anthony | .488 |
| 1977    | 2   | Mogle, Tom         | .488 |
| 2007    | 3   | Hall, Dain         | .487 |
| 2016    | 2   | Michaels, Tristan  | .486 |
| 1998    | 3   | Austin, John       | .485 |
| 1988    | 2   | Coll, Brian        | .485 |
| 1978    | 3   | Shellenback, Eric  | .483 |
| 2002    | 4   | Franzese, Jon      | .480 |
| 1987    | 4   | Wilson, Dan        | .480 |
| 1990    | 3   | Schumaker, Jason   | .477 |
| 2002    | 3   | Lindberg, Chris    | .477 |
| 1999    | 2   | Therriault, Scott  | .475 |
| 2010    | 3   | Brignola, Anthony  | .472 |
| 1974    | 2   | Lutz, Brad         | .471 |
| 1971    | 2   | Bradley, Gary      | .469 |
| 1984    | 2   | Barth, Tyler       | .467 |
| 1980    | 2   | Dunn, Chuck        | .467 |
| 2018    | 2   | Mitchell, David    | .467 |
| 1983    | 2   | Wilson, Matt       | .467 |
| 1988    | 3   | Mensik, Tony       | .465 |
| 1999    | 3   | Favia, Frank       | .463 |
| 2006    | 2   | Coons, Adam        | .463 |
| 1993    | 4   | Schmalz, Darin     | .463 |
| 1996    | 3   | Rengel, Nick       | .462 |
| 2017    | 3   | Korus, Jeff        | .461 |
| 2015    | 3   | Coon, Jake         | .460 |
| 2016    | 2   | Dehnert, Patrick   | .460 |
| 2005    | 2   | Marshall, Eric     | .458 |
| 2004    | 2   | O'Hara, Joe        | .456 |
| 2015    | 3   | Pfeiffer, Mitch    | .456 |
| 1982    | 2   | Jones, Kevin       | .455 |
| 2015    | 2   | Dodge, Casey       | .453 |
| 2013    | 2   | Lidge, Ryan        | .453 |
| 2003    | 3   | Bucalo, Dustin     | .451 |
| 1996    | 3   | Alley, Eric        | .449 |
| 2008    | 2   | Golek, Jack        | .449 |
| 1997    | 2   | Tommaso, Tim       | .446 |

**Highest OPS (Career)**

**Minimum 130 At-bats**

| Grad Yr | Yrs | NAME               | OPS   |
|---------|-----|--------------------|-------|
| 1986    | 3   | Noreen, Keith      | 1.393 |
| 2000    | 4   | Pohlman, Dan       | 1.381 |
| 1998    | 3   | Austin, John       | 1.320 |
| 1987    | 3   | Bradley, Mike      | 1.241 |
| 1986    | 2   | Levin, Mark        | 1.239 |
| 1987    | 4   | Wilson, Dan        | 1.210 |
| 2002    | 4   | Franzese, Jon      | 1.200 |
| 1975    | 3   | Shellenback, Frank | 1.198 |
| 1990    | 3   | Schumaker, Jason   | 1.197 |
| 1976    | 2   | George, Leo        | 1.194 |
| 1978    | 2   | Bock, Brian        | 1.170 |
| 1988    | 3   | Sobocienski, Adam  | 1.169 |
| 1977    | 2   | Koch, Steve        | 1.160 |
| 1978    | 3   | Shellenback, Eric  | 1.158 |
| 2001    | 3   | Bongiovanni, Vince | 1.154 |
| 2016    | 2   | Michaels, Tristan  | 1.152 |
| 2007    | 3   | Hall, Dain         | 1.127 |
| 1971    | 2   | Roesslein, Mike    | 1.126 |
| 1977    | 2   | Mogle, Tom         | 1.122 |
| 1987    | 2   | Wambach, James     | 1.121 |
| 1998    | 3   | Sayre, Jess        | 1.103 |
| 1974    | 2   | Lutz, Brad         | 1.102 |
| 1984    | 2   | Barth, Tyler       | 1.081 |
| 2019    | 4   | Elliott, Clark     | 1.072 |
| 1995    | 2   | Franzese, Nick     | 1.072 |
| 1971    | 2   | Bradley, Gary      | 1.069 |
| 2005    | 2   | Marshall, Eric     | 1.060 |
| 1994    | 4   | Contreras, Oscar   | 1.058 |
| 1999    | 3   | Favia, Frank       | 1.055 |
| 1983    | 2   | Wilson, Matt       | 1.055 |
| 1985    | 3   | Bauser, John       | 1.051 |
| 2013    | 2   | Lidge, Ryan        | 1.047 |
| 2006    | 2   | Coons, Adam        | 1.043 |
| 1988    | 3   | Mensik, Tony       | 1.036 |
| 1991    | 3   | Boka, Ben          | 1.032 |
| 2010    | 3   | Brignola, Anthony  | 1.030 |
| 1980    | 2   | Dunn, Chuck        | 1.029 |
| 2005    | 2   | DiMonte, Tony      | 1.028 |
| 2017    | 3   | Yorton, Will       | 1.022 |
| 1996    | 3   | Rengel, Nick       | 1.012 |
| 1988    | 2   | Coll, Brian        | .992  |
| 2007    | 2   | Imielski, Matt     | .990  |
| 2008    | 2   | Golek, Jack        | .986  |
| 2015    | 3   | Coon, Jake         | .984  |
| 1993    | 4   | Schmalz, Darin     | .983  |
| 2016    | 2   | Dehnert, Patrick   | .982  |
| 2004    | 2   | O'Hara, Joe        | .978  |
| 2016    | 3   | Day, Jimmy         | .977  |
| 1981    | 2   | Owen, Chip         | .975  |
| 1982    | 2   | Jones, Kevin       | .973  |

**BHS Career: Individual Batting Records**

**Most Sacrifices (Career)**

| Grad Yr | Yrs | NAME              | SAC |
|---------|-----|-------------------|-----|
| 2014    | 2   | Sciaccotta, Joey  | 14  |
| 2015    | 3   | Pfeiffer, Mitch   | 12  |
| 1985    | 3   | Cummings, Chris   | 10  |
| 1976    | 2   | Shellenback, Carl | 10  |
| 1977    | 2   | Jakus, Steve      | 9   |
| 1971    | 2   | Roesslein, Mike   | 9   |
| 1984    | 2   | Swenson, Scott    | 9   |
| 1995    | 2   | Anderson, Jon     | 8   |
| 1993    | 3   | Dioguardi, Jamie  | 8   |
| 2018    | 2   | Gagne, Johnny     | 8   |
| 1970    | 2   | Jarrard, Clisby   | 8   |
| 2013    | 2   | Lidge, Dylan      | 8   |
| 1985    | 2   | McGregor, Tim     | 8   |
| 1970    | 2   | Clawson, Steve    | 7   |
| 2004    | 3   | Gibson, Nate      | 7   |
| 2013    | 2   | Nelson, Scott     | 7   |
| 1992    | 3   | Pollack, Brian    | 7   |
| 1983    | 2   | Porter, Stu       | 7   |
| 1978    | 3   | Shellenback, Eric | 7   |
| 1982    | 2   | Yaney, Joe        | 7   |
| 1996    | 3   | Alley, Eric       | 6   |
| 2013    | 2   | Balogh, Dylan     | 6   |
| 1985    | 3   | Bauser, John      | 6   |
| 1978    | 2   | Bock, Brian       | 6   |
| 1995    | 2   | Brauch, Robert    | 6   |
| 2004    | 3   | Broughton, Gabe   | 6   |
| 2016    | 3   | Day, Jimmy        | 6   |
| 1992    | 2   | George, Jamey     | 6   |
| 1988    | 2   | Huddlestun, Jason | 6   |
| 1995    | 2   | Mayer, Tom        | 6   |
| 1983    | 2   | Skaggs, Tim       | 6   |
| 1980    | 2   | Skoczylas, Jeff   | 6   |
| 1970    | 2   | Wyborny, Grant    | 6   |

**Most Times Hit By pitch (Career)**

| Grad Yr | Yrs | NAME              | HB |
|---------|-----|-------------------|----|
| 2016    | 3   | Day, Jimmy        | 21 |
| 2004    | 2   | Over, Matt        | 21 |
| 2015    | 3   | Coon, Jake        | 20 |
| 2019    | 4   | Elliott, Clark    | 15 |
| 2015    | 3   | Petersen, Jake    | 14 |
| 2004    | 3   | Gibson, Nate      | 13 |
| 1976    | 2   | Schwartzberg, Jim | 13 |
| 2011    | 3   | Scheffler, Jack   | 12 |
| 1987    | 3   | Bradley, Mike     | 10 |
| 2013    | 3   | Poidomani, Macray | 10 |
| 2019    | 2   | Seagrism, John    | 10 |

**Most Sacrifice Flies (Career)**

| Grad Yr | Yrs | NAME              | SF |
|---------|-----|-------------------|----|
| 1994    | 4   | Contreras, Oscar  | 7  |
| 2005    | 2   | Marshall, Eric    | 7  |
| 1994    | 2   | Archibald, Ryan   | 6  |
| 2016    | 2   | Chapman, Jacob    | 6  |
| 2019    | 4   | Elliott, Clark    | 6  |
| 1998    | 2   | Oviatt, Chip      | 6  |
| 1988    | 2   | Bradley, Byron    | 5  |
| 2016    | 3   | Day, Jimmy        | 5  |
| 2005    | 2   | DiMonte, Tony     | 5  |
| 2015    | 2   | Dodge, Casey      | 5  |
| 1999    | 3   | Favia, Frank      | 5  |
| 2010    | 2   | Foderaro, Derrick | 5  |
| 1995    | 2   | Franzese, Nick    | 5  |
| 2005    | 3   | Maropis, Derek    | 5  |
| 1998    | 3   | Mergott, Jason    | 5  |
| 1993    | 4   | Schmalz, Darin    | 5  |
| 2015    | 3   | Coon, Jake        | 4  |
| 1985    | 3   | Cummings, Chris   | 4  |
| 2008    | 2   | Golek, Jack       | 4  |
| 1993    | 2   | Mayland, Chris    | 4  |
| 1997    | 2   | Moreno, Dimas     | 4  |
| 2015    | 3   | Petersen, Jake    | 4  |
| 1992    | 3   | Pollack, Brian    | 4  |
| 2011    | 3   | Scheffler, Jack   | 4  |
| 1987    | 4   | Wilson, Dan       | 4  |

**Most Walks (Career)**

| Grad Yr | Yrs | NAME               | BB |
|---------|-----|--------------------|----|
| 2019    | 4   | Elliott, Clark     | 83 |
| 2000    | 4   | Pohlman, Dan       | 67 |
| 2009    | 3   | Day, John          | 61 |
| 2002    | 4   | Franzese, Jon      | 56 |
| 1976    | 2   | George, Leo        | 56 |
| 2008    | 3   | Conroy, Tim        | 51 |
| 1975    | 3   | Shellenback, Frank | 51 |
| 2015    | 3   | Pfeiffer, Mitch    | 50 |
| 2018    | 3   | Acosta, Tyler      | 48 |
| 1988    | 3   | Sobocienski, Adam  | 48 |
| 2007    | 3   | Hall, Dain         | 47 |
| 2001    | 2   | Jaynes, Mike       | 47 |
| 2001    | 2   | Capinegro, Anthony | 46 |
| 1990    | 3   | Schumaker, Jason   | 46 |
| 1987    | 4   | Wilson, Dan        | 46 |
| 1998    | 3   | Sayre, Jess        | 44 |
| 2015    | 3   | Coon, Jake         | 43 |
| 1993    | 4   | Schmalz, Darin     | 43 |
| 1985    | 3   | Bauser, John       | 42 |
| 2010    | 3   | Brignola, Anthony  | 40 |
| 2004    | 2   | O'Hara, Joe        | 38 |

**BHS Career: Individual Batting Records**

**Most Stolen Bases (Career)**

| Grad Yr | Yrs | NAME                | SB |
|---------|-----|---------------------|----|
| 2015    | 3   | Pfeiffer, Mitch     | 67 |
| 1998    | 2   | Flubacker, Kyle     | 59 |
| 1988    | 2   | Plaskas, Brett      | 52 |
| 1991    | 3   | Armetta, Jason      | 44 |
| 1974    | 2   | Rife, Tim           | 42 |
| 1970    | 2   | Jarrard, Clisby     | 41 |
| 1988    | 3   | Mensik, Tony        | 38 |
| 1975    | 3   | Shellenback, Frank  | 36 |
| 2007    | 3   | Hall, Dain          | 35 |
| 1995    | 3   | Bey, Billy          | 34 |
| 1976    | 2   | Shellenback, Carl   | 34 |
| 2019    | 4   | Elliott, Clark      | 32 |
| 1989    | 2   | Rives, Steve        | 32 |
| 1995    | 3   | Saveley, Ken        | 30 |
| 1992    | 3   | Pollack, Brian      | 29 |
| 1990    | 3   | Schumaker, Jason    | 28 |
| 2004    | 3   | Salzenstein, Collin | 27 |
| 2010    | 3   | Brignola, Anthony   | 25 |
| 2017    | 2   | Gosswein, Blake     | 25 |
| 1972    | 2   | Walliser, Carl      | 25 |
| 1975    | 2   | Meeks, Rusty        | 22 |
| 2016    | 3   | Day, Jimmy          | 21 |
| 1976    | 2   | George, Leo         | 20 |
| 1988    | 2   | Sokulski, Doug      | 20 |
| 2018    | 3   | Acosta, Tyler       | 19 |
| 1995    | 2   | Anderson, Jon       | 19 |
| 1987    | 3   | Bradley, Mike       | 19 |
| 1970    | 2   | Clawson, Steve      | 19 |
| 1975    | 2   | Horcher, Don        | 19 |
| 2004    | 2   | O'Hara, Joe         | 19 |
| 1998    | 3   | Mergott, Jason      | 18 |
| 1975    | 2   | Proska, Mike        | 18 |
| 1971    | 2   | Roesslein, Mike     | 18 |
| 1993    | 4   | Schmalz, Darin      | 18 |
| 1982    | 2   | Boyd, Tom           | 17 |
| 1973    | 1   | Burke, Paul         | 17 |
| 2017    | 2   | Korus, Jeff         | 17 |
| 1971    | 2   | Mata, Jonas         | 17 |
| 1978    | 3   | Shellenback, Eric   | 17 |
| 1984    | 2   | Tilles, Steve       | 17 |
| 1971    | 2   | Bradley, Gary       | 16 |
| 1993    | 3   | Dioguardi, Jamie    | 16 |
| 1985    | 2   | McGregor, Tim       | 16 |
| 1986    | 2   | Levin, Mark         | 15 |
| 2011    | 2   | O'Connell, John     | 15 |
| 1985    | 2   | Tronolone, Carmine  | 15 |
| 1972    | 2   | Lyman, Greg         | 14 |
| 1977    | 2   | Mogle, Tom          | 14 |
| 1994    | 2   | Smith, Todd         | 14 |
| 1997    | 2   | Tommaso, Tim        | 14 |
| 1987    | 4   | Wilson, Dan         | 14 |
| 1985    | 3   | Cummings, Chris     | 13 |
| 1973    | 2   | Feit, Mike          | 13 |
| 1983    | 2   | Wilson, Matt        | 13 |

**Best AB:Strike Out Ratio (Career)**

| Grad Yr | Yrs | NAME                | AB:SO |
|---------|-----|---------------------|-------|
| 2004    | 3   | Salzenstein, Collin | 38.3  |
| 1973    | 2   | Carter, Scott       | 26.0  |
| 1994    | 2   | Costello, John      | 26.0  |
| 1990    | 2   | Contreras, Jamie    | 24.3  |
| 1996    | 2   | Brawley, Mike       | 23.6  |
| 1995    | 3   | Saveley, Ken        | 23.4  |
| 1976    | 2   | Schwartzberg, Jim   | 23.4  |
| 1967    | 2   | Pohlman, Bud        | 23.0  |
| 2000    | 2   | Apiecioneck, Matt   | 20.0  |
| 1984    | 1   | Matthias, Tom       | 20.0  |
| 1998    | 3   | Sayre, Jess         | 18.8  |
| 1983    | 2   | Wilson, Matt        | 17.8  |
| 1991    | 2   | Huddlestun, Ryan    | 17.8  |
| 1966    | 2   | Smith, Rob          | 17.4  |
| 1995    | 2   | Anderson, Jon       | 17.2  |
| 2016    | 2   | Starvel, Colin      | 17.1  |
| 1990    | 2   | Saveley, Chad       | 17.0  |
| 1971    | 2   | Bond, Clayton       | 16.3  |
| 1987    | 4   | Wilson, Dan         | 15.9  |
| 1985    | 3   | Cummings, Chris     | 15.0  |
| 2004    | 3   | Broughton, Gabe     | 14.9  |
| 2013    | 2   | Lidge, Ryan         | 14.8  |
| 1982    | 2   | Jones, Kevin        | 14.5  |
| 1992    | 1   | Francour, Eric      | 14.5  |
| 2005    | 2   | Marshall, Eric      | 14.4  |
| 1971    | 2   | Roesslein, Mike     | 14.3  |
| 1991    | 2   | Kruse, John         | 14.2  |
| 1993    | 2   | Ciaglia, Craig      | 14.0  |
| 1971    | 1   | Heyse, Bob          | 14.0  |
| 2016    | 2   | Michaels, Tristan   | 14.0  |
| 1991    | 2   | Wagner, Mike        | 14.0  |
| 1971    | 2   | Holke, Bill         | 13.5  |
| 2015    | 2   | Johnson, Luke       | 13.5  |
| 1997    | 2   | Moreno, Dimas       | 13.3  |
| 2001    | 3   | Contreras, Mike     | 13.1  |
| 1971    | 2   | Bradley, Gary       | 13.0  |
| 1994    | 2   | Russotiesi, Sal     | 13.0  |
| 1991    | 3   | Armetta, Jason      | 13.0  |
| 1972    | 2   | Koenen, John        | 12.7  |
| 1992    | 2   | Thomas, Spencer     | 12.5  |
| 1990    | 1   | Pollack, Wally      | 12.4  |
| 1982    | 2   | Duval, Jerry        | 12.3  |
| 2003    | 3   | Bucalo, Dustin      | 12.3  |
| 2017    | 2   | Gosswein, Blake     | 12.1  |
| 1971    | 2   | Mata, Jonas         | 12.1  |
| 1978    | 2   | Tasch, Chuck        | 12.1  |
| 1992    | 2   | Galyon, Matt        | 12.0  |
| 1993    | 4   | Schmalz, Darin      | 11.9  |
| 1986    | 2   | Levin, Mark         | 11.7  |
| 1987    | 2   | Barnhart, Brad      | 11.7  |
| 1975    | 2   | Baratta, Steve      | 11.5  |
| 1978    | 2   | Peterson, Steve     | 11.4  |



**BHS Career: Individual Batting Records**

**Most Strikeouts (Career)**

| Grad Yr | Yrs | NAME               | SO |
|---------|-----|--------------------|----|
| 2002    | 2   | Pierce, Jason      | 63 |
| 2015    | 3   | Pfeiffer, Mitch    | 61 |
| 2001    | 3   | Bongiovanni, Vince | 58 |
| 2011    | 3   | Scheffler, Jack    | 57 |
| 2008    | 3   | Conroy, Tim        | 52 |
| 2009    | 2   | Handler, Gus       | 52 |
| 2018    | 3   | Acosta, Tyler      | 50 |
| 1976    | 2   | Feit, John         | 50 |
| 1998    | 3   | Austin, John       | 48 |
| 1974    | 2   | Rife, Tim          | 47 |
| 2011    | 3   | Alfonso, Ricky     | 46 |
| 1997    | 2   | Oliva, Matt        | 45 |
| 1998    | 3   | Mergott, Jason     | 44 |
| 1994    | 3   | Schumaker, Ryan    | 44 |
| 2015    | 3   | Petersen, Jake     | 42 |
| 2000    | 4   | Pohlman, Dan       | 42 |
| 1990    | 3   | Schumaker, Jason   | 42 |
| 1976    | 2   | Shellenback, Carl  | 42 |
| 2011    | 2   | Beath, Doug        | 41 |
| 2013    | 3   | Coco, Chris        | 41 |
| 2004    | 3   | Gibson, Nate       | 41 |
| 1988    | 3   | Mensik, Tony       | 41 |
| 2009    | 3   | Day, John          | 40 |
| 1998    | 2   | Flubacker, Kyle    | 40 |
| 1976    | 2   | George, Leo        | 40 |
| 2007    | 3   | Schell, Teddy      | 40 |

**Most Errors (Career)**

| Grad Yr | Yrs | NAME                | E  |
|---------|-----|---------------------|----|
| 1985    | 3   | Cummings, Chris     | 35 |
| 1991    | 3   | Armetta, Jason      | 33 |
| 1991    | 3   | Boka, Ben           | 32 |
| 2007    | 3   | Hall, Dain          | 32 |
| 1992    | 2   | Post, Mark          | 30 |
| 2013    | 3   | Coco, Chris         | 29 |
| 2019    | 4   | Elliott, Clark      | 26 |
| 1974    | 2   | Rife, Tim           | 26 |
| 1977    | 2   | Jakus, Steve        | 25 |
| 1972    | 2   | Lyman, Greg         | 25 |
| 2004    | 3   | Salzenstein, Collin | 25 |
| 1994    | 4   | Contreras, Oscar    | 24 |
| 1997    | 2   | Moreno, Dimas       | 24 |
| 1988    | 2   | Plaskas, Brett      | 24 |
| 1970    | 2   | Holman, Ken         | 23 |
| 2015    | 2   | Johnson, Luke       | 23 |
| 2011    | 3   | Scheffler, Jack     | 23 |
| 1987    | 4   | Wilson, Dan         | 23 |
| 1975    | 2   | Meeks, Rusty        | 22 |
| 2010    | 2   | Cook, Jim           | 21 |
| 2011    | 2   | Broughton, Jake     | 20 |
| 2002    | 2   | Pierce, Jason       | 20 |
| 1996    | 3   | Rengel, Nick        | 20 |
| 1995    | 3   | Saveley, Ken        | 20 |
| 1972    | 2   | Walliser, Carl      | 20 |

**BHS Career: Individual Batting Records**

***This page is intentionally blank***

**BHS Career: Individual Pitching Records****Lowest Earned Run Average (Career)****(At least 50 innings pitched)**

| Grad Yr | Yrs | Name               | ERA  |
|---------|-----|--------------------|------|
| 2020    | 2   | Nowicki, R.J.      | 0.71 |
| 2017    | 3   | Loutos, Ryan       | 0.79 |
| 2020    | 2   | Holler, Nate       | 0.85 |
| 1969    | 1   | Olson, Dave        | 0.88 |
| 1975    | 3   | Simond, Rob        | 1.08 |
| 2005    | 2   | Marshall, Eric     | 1.09 |
| 1995    | 2   | Brauch, Robert     | 1.24 |
| 1972    | 1   | Koenen, John       | 1.27 |
| 1981    | 2   | Trenning, Jeff     | 1.27 |
| 1966    | 2   | Schumaker, Don     | 1.49 |
| 1967    | 2   | Tolpo, Vince       | 1.60 |
| 1974    | 2   | Bock, Eric         | 1.62 |
| 1974    | 2   | Donovan, Kevin     | 1.71 |
| 1972    | 2   | Perry, Steve       | 1.72 |
| 1993    | 3   | Engle, Jeremy      | 1.75 |
| 1976    | 2   | Feit, John         | 1.75 |
| 1987    | 3   | Wilson, Dan        | 1.75 |
| 2004    | 2   | O'Connell, Drew    | 1.77 |
| 1983    | 2   | Shotkoski, Dave    | 1.78 |
| 1970    | 2   | Duhaime, Mike      | 1.84 |
| 1971    | 2   | Bond, Clayton      | 1.88 |
| 1998    | 3   | Austin, John       | 1.92 |
| 2017    | 3   | Gosswein, Brooks   | 1.96 |
| 1971    | 2   | Heyse, Don         | 2.00 |
| 1986    | 2   | Noreen, Keith      | 2.01 |
| 1996    | 3   | Feit, Mike Jr.     | 2.02 |
| 2013    | 2   | Nelson, Scott      | 2.09 |
| 1978    | 2   | Seaton, Joe        | 2.09 |
| 1993    | 4   | Schmalz, Darin     | 2.12 |
| 1978    | 2   | Noreen, Kevin      | 2.17 |
| 1988    | 2   | Anderson, Dave     | 2.18 |
| 1991    | 2   | Glendinning, Brent | 2.21 |
| 2010    | 3   | McDonnell, Robby   | 2.25 |
| 1976    | 2   | Shellenback, Carl  | 2.26 |
| 1977    | 2   | Ryckman, Kurt      | 2.29 |
| 1989    | 2   | Schubbe, Chris     | 2.32 |
| 2016    | 3   | Zyzda, Jake        | 2.41 |
| 1998    | 1   | Oviatt, Chip       | 2.51 |
| 1996    | 2   | Alley, Eric        | 2.54 |
| 2008    | 2   | Ryan, Nolan        | 2.56 |
| 1990    | 2   | Sander, Matt       | 2.58 |
| 1984    | 2   | Trautwein, Dave    | 2.62 |
| 1996    | 3   | Rengel, Nick       | 2.64 |
| 2010    | 4   | Buchholz, Sean     | 2.67 |
| 1980    | 2   | Trautwein, John    | 2.67 |
| 1980    | 3   | Tichy, Paul        | 2.68 |
| 2000    | 4   | Pohlman, Dan       | 2.72 |
| 1996    | 2   | McNichols, Sean    | 2.80 |

**Most Wins (Career)**

| Grad Yr | Yrs | Name                 | W  |
|---------|-----|----------------------|----|
| 1987    | 3   | Wilson, Dan          | 31 |
| 1998    | 3   | Austin, John         | 27 |
| 2000    | 4   | Pohlman, Dan         | 24 |
| 2005    | 2   | Marshall, Eric       | 22 |
| 1988    | 2   | Anderson, Dave       | 18 |
| 2004    | 2   | O'Connell, Drew      | 18 |
| 1994    | 2   | Archibald, Ryan      | 17 |
| 2010    | 4   | Buchholz, Sean       | 17 |
| 1993    | 4   | Schmalz, Darin       | 17 |
| 1975    | 3   | Simond, Rob          | 17 |
| 1974    | 2   | Bock, Eric           | 16 |
| 1993    | 3   | Engle, Jeremy        | 16 |
| 1972    | 2   | Perry, Steve         | 16 |
| 2006    | 2   | Chapman, Billy       | 15 |
| 1976    | 2   | Feit, John           | 15 |
| 2017    | 3   | Gosswein, Brooks     | 15 |
| 2017    | 3   | Loutos, Ryan         | 15 |
| 2010    | 3   | McDonnell, Robby     | 15 |
| 2020    | 2   | Nowicki, R.J.        | 15 |
| 1980    | 3   | Tichy, Paul          | 15 |
| 2016    | 3   | Zyzda, Jake          | 15 |
| 1971    | 2   | Bond, Clayton        | 14 |
| 2014    | 3   | Trautwein, Wyatt     | 14 |
| 2001    | 3   | Bongiovanni, Vince   | 13 |
| 2020    | 2   | Holler, Nate         | 13 |
| 1989    | 2   | Schubbe, Chris       | 13 |
| 1976    | 2   | Shellenback, Carl    | 13 |
| 1967    | 2   | Tolpo, Vince         | 13 |
| 1980    | 2   | Trautwein, John      | 13 |
| 1990    | 2   | Birmingham, Matt     | 12 |
| 2015    | 2   | Delaurentis, Anthony | 12 |
| 1970    | 2   | Duhaime, Mike        | 12 |
| 1991    | 2   | Glendinning, Brent   | 12 |
| 1978    | 2   | Seaton, Joe          | 12 |
| 1995    | 2   | Brauch, Robert       | 11 |
| 1995    | 2   | Franzese, Nick       | 11 |
| 1986    | 2   | Noreen, Keith        | 11 |
| 1978    | 2   | Noreen, Kevin        | 11 |
| 1984    | 2   | Trautwein, Dave      | 11 |
| 1984    | 2   | Eckl, Bob            | 10 |
| 2000    | 2   | Kerns, Andrew        | 10 |
| 1996    | 3   | Rengel, Nick         | 10 |
| 2009    | 3   | Unak, Tom            | 10 |

**BHS Career: Individual Pitching Records****Most Pitching Appearances (Career)**

| Grad Yr | Yrs | Name                 | G  |
|---------|-----|----------------------|----|
| 2000    | 4   | Pohlman, Dan         | 54 |
| 1987    | 3   | Wilson, Dan          | 44 |
| 1998    | 3   | Austin, John         | 43 |
| 2010    | 4   | Buchholz, Sean       | 42 |
| 1993    | 4   | Schmalz, Darin       | 40 |
| 2000    | 2   | Kerns, Andrew        | 39 |
| 1993    | 3   | Engle, Jeremy        | 36 |
| 2002    | 2   | Krull, Ken           | 35 |
| 2016    | 3   | Zyzda, Jake          | 35 |
| 2010    | 3   | McDonnell, Robby     | 31 |
| 2001    | 3   | Bongiovanni, Vince   | 30 |
| 1996    | 2   | McNichols, Sean      | 30 |
| 1975    | 3   | Simond, Rob          | 30 |
| 1988    | 2   | Anderson, Dave       | 29 |
| 1990    | 2   | Birmingham, Matt     | 29 |
| 1995    | 2   | Brauch, Robert       | 29 |
| 2006    | 2   | Chapman, Billy       | 28 |
| 2005    | 2   | Marshall, Eric       | 28 |
| 2020    | 2   | Nowicki, R.J.        | 28 |
| 1996    | 3   | Rengel, Nick         | 28 |
| 1990    | 2   | Sander, Matt         | 28 |
| 2009    | 3   | Unak, Tom            | 28 |
| 1994    | 2   | Archibald, Ryan      | 27 |
| 1974    | 2   | Bock, Eric           | 26 |
| 2005    | 2   | Brignola, Bobby      | 26 |
| 1986    | 2   | Faith, Peter         | 26 |
| 1986    | 2   | Noreen, Keith        | 26 |
| 2004    | 2   | O'Connell, Drew      | 26 |
| 2001    | 2   | Payton, Grant        | 26 |
| 1989    | 2   | Schubbe, Chris       | 26 |
| 1983    | 2   | Shotkoski, Dave      | 26 |
| 2020    | 2   | Holler, Nate         | 25 |
| 1980    | 3   | Tichy, Paul          | 25 |
| 2017    | 3   | Gosswein, Brooks     | 24 |
| 2006    | 2   | Kazmier, Keith       | 24 |
| 2014    | 3   | Trautwein, Wyatt     | 24 |
| 1996    | 2   | Alley, Eric          | 23 |
| 1985    | 3   | Bauser, John         | 23 |
| 1972    | 2   | Perry, Steve         | 23 |
| 2010    | 2   | Rogers, Chris        | 23 |
| 1976    | 2   | Shellenback, Carl    | 23 |
| 1989    | 2   | Slagle, Eric         | 23 |
| 2012    | 2   | Waliczek, Frank      | 23 |
| 1996    | 2   | Bolich, Steve        | 22 |
| 2015    | 2   | Delaurentis, Anthony | 22 |
| 2002    | 2   | McDonnell, Scott     | 22 |
| 2012    | 2   | Redpath, Max         | 22 |
| 1966    | 2   | Schumaker, Don       | 22 |
| 2002    | 2   | Feit, Jake           | 21 |
| 2002    | 2   | Schultz, Steve       | 21 |
| 1980    | 2   | Trautwein, John      | 21 |
| 2010    | 2   | Tureck, Tyler        | 21 |

**Most Innings Pitched (Career)**

| Grad Yr | Yrs | Name                 | IP    |
|---------|-----|----------------------|-------|
| 1987    | 3   | Wilson, Dan          | 215.2 |
| 2000    | 4   | Pohlman, Dan         | 211.0 |
| 2010    | 4   | Buchholz, Sean       | 207.0 |
| 1998    | 3   | Austin, John         | 204.2 |
| 1993    | 4   | Schmalz, Darin       | 185.1 |
| 1975    | 3   | Simond, Rob          | 168.2 |
| 1993    | 3   | Engle, Jeremy        | 160.0 |
| 2006    | 2   | Chapman, Billy       | 158.2 |
| 2004    | 2   | O'Connell, Drew      | 154.2 |
| 2005    | 2   | Marshall, Eric       | 154.1 |
| 1988    | 2   | Anderson, Dave       | 154.0 |
| 2001    | 3   | Bongiovanni, Vince   | 152.2 |
| 2016    | 3   | Zyzda, Jake          | 145.1 |
| 1966    | 2   | Schumaker, Don       | 141.1 |
| 1974    | 2   | Bock, Eric           | 138.1 |
| 1976    | 2   | Feit, John           | 127.2 |
| 2010    | 3   | McDonnell, Robby     | 127.1 |
| 1980    | 3   | Tichy, Paul          | 125.1 |
| 1972    | 2   | Perry, Steve         | 122.0 |
| 1976    | 2   | Shellenback, Carl    | 121.0 |
| 2014    | 3   | Trautwein, Wyatt     | 120.1 |
| 1994    | 2   | Archibald, Ryan      | 119.1 |
| 2017    | 3   | Gosswein, Brooks     | 117.0 |
| 2000    | 2   | Kerns, Andrew        | 116.0 |
| 1967    | 2   | Tolpo, Vince         | 114.0 |
| 2009    | 3   | Unak, Tom            | 112.0 |
| 2015    | 2   | Delaurentis, Anthony | 111.0 |
| 1984    | 2   | Eckl, Bob            | 110.2 |
| 1980    | 2   | Trautwein, John      | 110.0 |
| 1996    | 3   | Rengel, Nick         | 108.2 |
| 1995    | 2   | Brauch, Robert       | 107.0 |
| 1990    | 2   | Birmingham, Matt     | 106.1 |
| 1989    | 2   | Schubbe, Chris       | 105.3 |
| 2012    | 2   | Waliczek, Frank      | 105.0 |
| 1986    | 2   | Noreen, Keith        | 104.2 |
| 1984    | 2   | Trautwein, Dave      | 104.1 |
| 1971    | 2   | Bond, Clayton        | 104.0 |
| 1981    | 2   | Trenning, Jeff       | 99.1  |
| 2020    | 2   | Nowicki, R.J.        | 98.1  |
| 2017    | 3   | Loutos, Ryan         | 97.2  |
| 1983    | 2   | Shotkoski, Dave      | 94.1  |
| 2008    | 2   | Ryan, Nolan          | 93.0  |
| 1986    | 2   | Faith, Peter         | 92.2  |
| 1995    | 2   | Franzese, Nick       | 90.1  |
| 1990    | 2   | Sander, Matt         | 89.2  |
| 1991    | 2   | Glendinning, Brent   | 88.2  |
| 1970    | 2   | Duhaime, Mike        | 87.2  |
| 1978    | 2   | Seaton, Joe          | 87.0  |
| 2006    | 2   | Kazmier, Keith       | 84.2  |
| 1981    | 2   | Hale, Dan            | 83.1  |
| 1989    | 2   | Slagle, Eric         | 82.0  |
| 2007    | 2   | Rische, Clay         | 81.2  |

**BHS Career: Individual Pitching Records****Most Saves (Career)**

| Grad Yr     | Yrs      | Name                 | S        |
|-------------|----------|----------------------|----------|
| 1983        | 2        | Shotkoski, Dave      | 10       |
| 1996        | 2        | Bolich, Steve        | 7        |
| 2020        | 1        | Holler, Nate         | 7        |
| 1993        | 4        | Schmalz, Darin       | 6        |
| 1996        | 2        | Alley, Eric          | 5        |
| 1990        | 2        | Birmingham, Matt     | 5        |
| 1978        | 1        | Bock, Brian          | 5        |
| 1993        | 3        | Engle, Jeremy        | 5        |
| 2014        | 2        | Kubiuk, Dan          | 5        |
| 1987        | 3        | Wilson, Dan          | 5        |
| 1998        | 3        | Austin, John         | 4        |
| 2015        | 2        | Johnson, Luke        | 4        |
| 1996        | 2        | McNichols, Sean      | 4        |
| 1994        | 2        | Archibald, Ryan      | 3        |
| 2010        | 4        | Buchholz, Sean       | 3        |
| 1984        | 2        | Eckl, Bob            | 3        |
| 1979        | 2        | Joyce, Mike          | 3        |
| 1986        | 2        | Noreen, Keith        | 3        |
| 2001        | 2        | Payton, Grant        | 3        |
| 2010        | 2        | Rogers, Chris        | 3        |
| <b>2021</b> | <b>1</b> | <b>Koehler, Ryan</b> | <b>3</b> |
| 1980        | 3        | Tichy, Paul          | 3        |

**Most Shutouts (Career)**

(no longer tracked)

| Grad Yr | Yrs | Name              | SH |
|---------|-----|-------------------|----|
| 2005    | 2   | Marshall, Eric    | 10 |
| 1998    | 3   | Austin, John      | 7  |
| 1974    | 2   | Bock, Eric        | 7  |
| 1987    | 3   | Wilson, Dan       | 7  |
| 1975    | 3   | Simond, Rob       | 6  |
| 1974    | 2   | Donovan, Kevin    | 5  |
| 2004    | 2   | O'Connell, Drew   | 5  |
| 1993    | 4   | Schmalz, Darin    | 5  |
| 2000    | 4   | Pohlman, Dan      | 4  |
| 1995    | 2   | Brauch, Robert    | 3  |
| 2010    | 4   | Buchholz, Sean    | 3  |
| 2006    | 2   | Chapman, Billy    | 3  |
| 1993    | 3   | Engle, Jeremy     | 3  |
| 1995    | 2   | Franzese, Nick    | 3  |
| 2010    | 2   | Lundmark, Jackson | 3  |
| 2010    | 3   | McDonnell, Robby  | 3  |

**Most Complete Games**

(no longer tracked)

| Grad Yr | Yrs | Name               | CG |
|---------|-----|--------------------|----|
| 1987    | 3   | Wilson, Dan        | 23 |
| 2004    | 2   | O'Connell, Drew    | 19 |
| 1975    | 3   | Simond, Rob        | 19 |
| 1998    | 3   | Austin, John       | 18 |
| 2005    | 2   | Marshall, Eric     | 17 |
| 1974    | 2   | Bock, Eric         | 16 |
| 1976    | 2   | Feit, John         | 16 |
| 2000    | 4   | Pohlman, Dan       | 16 |
| 1993    | 4   | Schmalz, Darin     | 16 |
| 1988    | 2   | Anderson, Dave     | 14 |
| 2006    | 2   | Chapman, Billy     | 14 |
| 1993    | 3   | Engle, Jeremy      | 13 |
| 1976    | 2   | Shellenback, Carl  | 13 |
| 1971    | 2   | Bond, Clayton      | 12 |
| 1981    | 2   | Trenning, Jeff     | 12 |
| 2001    | 3   | Bongiovanni, Vince | 11 |
| 1970    | 2   | Duhaime, Mike      | 11 |
| 1980    | 2   | Trautwein, John    | 11 |
| 2010    | 4   | Buchholz, Sean     | 10 |
| 1991    | 2   | Glendinning, Brent | 10 |
| 1980    | 3   | Tichy, Paul        | 10 |
| 1972    | 2   | Perry, Steve       | 9  |
| 1978    | 2   | Seaton, Joe        | 9  |
| 1984    | 2   | Trautwein, Dave    | 9  |
| 1994    | 2   | Archibald, Ryan    | 8  |
| 1983    | 2   | Shotkoski, Dave    | 8  |
| 2010    | 3   | McDonnell, Robby   | 7  |
| 1978    | 2   | Noreen, Kevin      | 7  |
| 1989    | 2   | Schubbe, Chris     | 7  |
| 1966    | 2   | Schumaker, Don     | 7  |
| 1969    | 1   | Allen, Don         | 6  |
| 1984    | 2   | Eckl, Bob          | 6  |
| 1973    | 2   | Eldridge, Rob      | 6  |
| 1986    | 2   | Faith, Peter       | 6  |
| 1995    | 2   | Franzese, Nick     | 6  |
| 2006    | 2   | Kazmier, Keith     | 6  |
| 1969    | 1   | Olson, Dave        | 6  |
| 1996    | 3   | Rengel, Nick       | 6  |
| 2012    | 2   | Waliczek, Frank    | 6  |
| 1990    | 2   | Birmingham, Matt   | 5  |
| 1974    | 2   | Donovan, Kevin     | 5  |
| 1981    | 2   | Hale, Dan          | 5  |
| 2000    | 2   | Kerns, Andrew      | 5  |
| 1972    | 1   | Koenen, John       | 5  |
| 1986    | 2   | Noreen, Keith      | 5  |
| 2012    | 2   | Rogers, Jon        | 5  |
| 1989    | 2   | Slagle, Eric       | 5  |
| 2009    | 3   | Unak, Tom          | 5  |

**BHS Career: Individual Pitching Records****Highest Strikeout % (Career)  
(At Least 50 Innings Pitched)**

| Grad Yr | Yrs | Name                 | K%    |
|---------|-----|----------------------|-------|
| 1975    | 3   | Simond, Rob          | 42.5% |
| 2010    | 3   | McDonnell, Robby     | 35.9% |
| 1977    | 2   | Skorupa, Elliott     | 35.8% |
| 2017    | 3   | Loutos, Ryan         | 35.6% |
| 1967    | 2   | Tolpo, Vince         | 34.7% |
| 2020    | 2   | Holler, Nate         | 32.7% |
| 1982    | 2   | Skorupa, Paul        | 32.1% |
| 2004    | 2   | O'Connell, Drew      | 31.6% |
| 2015    | 2   | Delaurentis, Anthony | 31.3% |
| 1987    | 3   | Wilson, Dan          | 30.9% |
| 1974    | 2   | Bock, Eric           | 30.6% |
| 1983    | 2   | Shotkoski, Dave      | 30.3% |
| 1974    | 2   | Donovan, Kevin       | 29.6% |
| 2020    | 2   | Nowicki, R.J.        | 29.3% |
| 2017    | 3   | Gosswein, Brooks     | 29.4% |
| 1972    | 2   | Perry, Steve         | 29.2% |
| 2000    | 4   | Pohlman, Dan         | 28.8% |
| 1996    | 2   | Alley, Eric          | 28.0% |
| 2001    | 3   | Bongiovanni, Vince   | 27.5% |
| 1976    | 2   | Feit, John           | 27.4% |
| 2010    | 4   | Buchholz, Sean       | 27.2% |
| 1989    | 2   | Slagle, Eric         | 27.2% |
| 2008    | 2   | Ryan, Nolan          | 26.9% |
| 1972    | 1   | Koenen, John         | 26.8% |
| 1966    | 2   | Schumaker, Don       | 26.6% |
| 1981    | 2   | Trenning, Jeff       | 26.3% |
| 2012    | 2   | Waliczek, Frank      | 25.7% |
| 1988    | 2   | Anderson, Dave       | 25.1% |
| 2006    | 2   | Kazmier, Keith       | 25.0% |
| 1988    | 2   | Coll, Brian          | 24.8% |
| 1984    | 2   | Borghans, Dries      | 24.7% |
| 2005    | 2   | Marshall, Eric       | 24.6% |
| 1980    | 3   | Tichy, Paul          | 24.6% |
| 1998    | 3   | Austin, John         | 24.3% |
| 1993    | 4   | Schmalz, Darin       | 24.3% |
| 1984    | 2   | Eckl, Bob            | 23.8% |
| 2011    | 2   | Gerrard, Greg        | 23.8% |
| 1969    | 1   | Olson, Dave          | 23.8% |
| 1996    | 2   | McNichols, Sean      | 23.6% |
| 1994    | 2   | Rasmussen, Steve     | 23.4% |
| 1993    | 3   | Engle, Jeremy        | 23.0% |
| 1984    | 2   | Trautwein, Dave      | 22.9% |
| 1996    | 3   | Feit, Mike Jr.       | 22.5% |
| 1996    | 3   | Rengel, Nick         | 22.4% |
| 1976    | 2   | Shellenback, Carl    | 22.3% |
| 1970    | 2   | Duhaime, Mike        | 22.0% |
| 1971    | 2   | Heyse, Don           | 21.8% |
| 2002    | 2   | Krull, Ken           | 21.7% |
| 2000    | 2   | Kerns, Andrew        | 21.0% |
| 1978    | 2   | Seaton, Joe          | 20.9% |
| 1986    | 2   | Faith, Peter         | 20.6% |
| 2006    | 2   | Chapman, Billy       | 20.5% |

**Lowest Walk % (Career)  
(At Least 50 Innings Pitched)**

| Grad Yr | Yrs | Name                 | BB%   |
|---------|-----|----------------------|-------|
| 2013    | 2   | Nelson, Scott        | 3.4%  |
| 2017    | 3   | Loutos, Ryan         | 4.4%  |
| 2009    | 3   | Unak, Tom            | 4.8%  |
| 2020    | 2   | Holler, Nate         | 5.3%  |
| 1972    | 1   | Koenen, John         | 6.7%  |
| 1986    | 2   | Noreen, Keith        | 6.8%  |
| 1977    | 2   | Ryckman, Kurt        | 7.1%  |
| 1993    | 4   | Schmalz, Darin       | 7.2%  |
| 1966    | 2   | Schumaker, Don       | 7.6%  |
| 2020    | 2   | Nowicki, R.J.        | 7.9%  |
| 1998    | 1   | Oviatt, Chip         | 8.0%  |
| 1998    | 3   | Austin, John         | 8.1%  |
| 2012    | 2   | Rogers, Jon          | 8.3%  |
| 2005    | 2   | Marshall, Eric       | 8.4%  |
| 2006    | 2   | Kazmier, Keith       | 8.5%  |
| 1988    | 2   | Anderson, Dave       | 8.6%  |
| 1995    | 2   | Brauch, Robert       | 8.7%  |
| 2006    | 2   | Chapman, Billy       | 8.8%  |
| 2004    | 2   | O'Connell, Drew      | 8.8%  |
| 1981    | 2   | Trenning, Jeff       | 8.8%  |
| 2016    | 3   | Zyzda, Jake          | 8.8%  |
| 2015    | 2   | Delaurentis, Anthony | 8.9%  |
| 1969    | 1   | Olson, Dave          | 9.0%  |
| 1994    | 2   | Archibald, Ryan      | 9.2%  |
| 1993    | 3   | Engle, Jeremy        | 9.3%  |
| 1974    | 2   | Bock, Eric           | 9.4%  |
| 2001    | 2   | Payton, Grant        | 9.4%  |
| 2013    | 2   | Balogh, Dylan        | 9.5%  |
| 2004    | 2   | Combs, Marty         | 9.5%  |
| 2000    | 2   | Kerns, Andrew        | 9.7%  |
| 1990    | 2   | Sander, Matt         | 9.7%  |
| 1987    | 3   | Wilson, Dan          | 9.7%  |
| 2005    | 2   | Brignola, Bobby      | 9.8%  |
| 1996    | 2   | McNichols, Sean      | 9.9%  |
| 1996    | 3   | Rengel, Nick         | 9.9%  |
| 2017    | 3   | Gosswein, Brooks     | 10.1% |
| 1984    | 2   | Trautwein, Dave      | 10.1% |
| 1978    | 2   | Seaton, Joe          | 10.2% |
| 1990    | 2   | Birmingham, Matt     | 10.3% |
| 1975    | 3   | Simond, Rob          | 10.4% |
| 2002    | 2   | Krull, Ken           | 10.6% |
| 1995    | 2   | Franzese, Nick       | 10.9% |
| 1972    | 2   | Perry, Steve         | 10.9% |
| 2012    | 2   | Waliczek, Frank      | 11.0% |
| 2010    | 4   | Buchholz, Sean       | 11.3% |
| 1980    | 2   | Trautwein, John      | 11.3% |
| 2007    | 2   | Rische, Clay         | 11.4% |
| 2010    | 2   | Lundmark, Jackson    | 11.7% |
| 2012    | 2   | Redpath, Max         | 11.7% |
| 2010    | 2   | Tureck, Tyler        | 11.7% |
| 1991    | 2   | Glendinning, Brent   | 11.8% |
| 2001    | 3   | Bongiovanni, Vince   | 11.9% |

**BHS Career: Individual Pitching Records****Lowest WHIP (Career)****(At Least 50 Innings Pitched)**

| <b>Grad Yr</b> | <b>Yrs</b> | <b>Name</b>          | <b>WHIP</b> |
|----------------|------------|----------------------|-------------|
| 1967           | 2          | Tolpo, Vince         | 0.58        |
| 1966           | 2          | Schumaker, Don       | 0.68        |
| 2020           | 2          | Holler, Nate         | 0.78        |
| 2017           | 3          | Loutos, Ryan         | 0.78        |
| 2020           | 2          | Nowicki, R.J.        | 0.95        |
| 1975           | 3          | Simond, Rob          | 0.95        |
| 2005           | 2          | Marshall, Eric       | 0.97        |
| 1972           | 1          | Koenen, John         | 1.01        |
| 1974           | 2          | Bock, Eric           | 1.03        |
| 1987           | 3          | Wilson, Dan          | 1.04        |
| 1998           | 3          | Austin, John         | 1.05        |
| 1995           | 2          | Brauch, Robert       | 1.07        |
| 1972           | 2          | Perry, Steve         | 1.07        |
| 2004           | 2          | O'Connell, Drew      | 1.08        |
| 1993           | 4          | Schmalz, Darin       | 1.08        |
| 1978           | 2          | Seaton, Joe          | 1.11        |
| 1993           | 3          | Engle, Jeremy        | 1.13        |
| 1981           | 2          | Trenning, Jeff       | 1.13        |
| 1996           | 2          | McNichols, Sean      | 1.14        |
| 2017           | 3          | Gosswein, Brooks     | 1.16        |
| 2013           | 2          | Nelson, Scott        | 1.17        |
| 1969           | 1          | Olson, Dave          | 1.20        |
| 2010           | 3          | McDonnell, Robby     | 1.22        |
| 1991           | 2          | Glendinning, Brent   | 1.23        |
| 1971           | 2          | Heyse, Don           | 1.23        |
| 1976           | 2          | Feit, John           | 1.28        |
| 1983           | 2          | Shotkoski, Dave      | 1.28        |
| 2016           | 3          | Zyzda, Jake          | 1.28        |
| 1995           | 2          | Franzese, Nick       | 1.30        |
| 1976           | 2          | Shellenback, Carl    | 1.31        |
| 2015           | 2          | Delaurentis, Anthony | 1.32        |
| 1986           | 2          | Noreen, Keith        | 1.32        |
| 1984           | 2          | Trautwein, Dave      | 1.32        |
| 2001           | 3          | Bongiovanni, Vince   | 1.33        |
| 1974           | 2          | Donovan, Kevin       | 1.33        |
| 1982           | 2          | Skorupa, Paul        | 1.34        |
| 1980           | 3          | Tichy, Paul          | 1.34        |
| 1970           | 2          | Duhaime, Mike        | 1.35        |
| 1996           | 3          | Feit, Mike Jr.       | 1.35        |
| 2008           | 2          | Ryan, Nolan          | 1.35        |
| 1988           | 2          | Anderson, Dave       | 1.36        |
| 2010           | 4          | Buchholz, Sean       | 1.36        |
| 2006           | 2          | Kazmier, Keith       | 1.36        |
| 1990           | 2          | Sander, Matt         | 1.36        |
| 2000           | 4          | Pohlman, Dan         | 1.37        |
| 2004           | 2          | Combs, Marty         | 1.38        |
| 2006           | 2          | Chapman, Billy       | 1.39        |
| 1977           | 2          | Ryckman, Kurt        | 1.40        |

**BHS Career: Individual Pitching Records****Most Hits Allowed (Career)**

| Grad Yr | Yrs | Name                 | H   |
|---------|-----|----------------------|-----|
| 2010    | 4   | Buchholz, Sean       | 179 |
| 2006    | 2   | Chapman, Billy       | 157 |
| 1988    | 2   | Anderson, Dave       | 151 |
| 2000    | 4   | Pohlman, Dan         | 151 |
| 1993    | 4   | Schmalz, Darin       | 145 |
| 1998    | 3   | Austin, John         | 144 |
| 2009    | 3   | Unak, Tom            | 140 |
| 2000    | 2   | Kerns, Andrew        | 138 |
| 1987    | 3   | Wilson, Dan          | 138 |
| 1994    | 2   | Archibald, Ryan      | 130 |
| 2016    | 3   | Zyzda, Jake          | 130 |
| 2001    | 3   | Bongiovanni, Vince   | 120 |
| 1993    | 3   | Engle, Jeremy        | 117 |
| 2015    | 2   | Delaurentis, Anthony | 115 |
| 1980    | 2   | Trautwein, John      | 111 |
| 2004    | 2   | O'Connell, Drew      | 110 |
| 1986    | 2   | Noreen, Keith        | 108 |
| 1996    | 3   | Rengel, Nick         | 104 |
| 2012    | 2   | Waliczek, Frank      | 101 |
| 1990    | 2   | Birmingham, Matt     | 100 |

**Most Batters Faced (Career)**

| Grad Yr | Yrs | Name               | BFP |
|---------|-----|--------------------|-----|
| 2000    | 4   | Pohlman, Dan       | 940 |
| 2010    | 4   | Buchholz, Sean     | 911 |
| 1987    | 3   | Wilson, Dan        | 894 |
| 1998    | 3   | Austin, John       | 865 |
| 1993    | 4   | Schmalz, Darin     | 778 |
| 2006    | 2   | Chapman, Billy     | 713 |
| 2001    | 3   | Bongiovanni, Vince | 698 |
| 1988    | 2   | Anderson, Dave     | 688 |
| 1993    | 3   | Engle, Jeremy      | 675 |
| 1975    | 3   | Simond, Rob        | 673 |
| 2004    | 2   | O'Connell, Drew    | 646 |
| 2005    | 2   | Marshall, Eric     | 634 |
| 2016    | 3   | Zyzda, Jake        | 633 |
| 2010    | 3   | McDonnell, Robby   | 568 |
| 1974    | 2   | Bock, Eric         | 566 |
| 2014    | 3   | Trautwein, Wyatt   | 553 |
| 1976    | 2   | Feit, John         | 551 |
| 2000    | 2   | Kerns, Andrew      | 548 |
| 1994    | 2   | Archibald, Ryan    | 541 |
| 1966    | 2   | Schumaker, Don     | 527 |
| 1976    | 2   | Shellenback, Carl  | 521 |
| 2009    | 3   | Unak, Tom          | 518 |
| 1980    | 3   | Tichy, Paul        | 509 |

**Most Wild Pitches (Career)**

| Grad Yr | Yrs | Name             | WP |
|---------|-----|------------------|----|
| 1989    | 2   | Schubbe, Chris   | 29 |
| 2000    | 4   | Pohlman, Dan     | 23 |
| 1988    | 2   | Anderson, Dave   | 22 |
| 1993    | 3   | Engle, Jeremy    | 20 |
| 2000    | 2   | Kerns, Andrew    | 20 |
| 1998    | 3   | Austin, John     | 17 |
| 1984    | 2   | Eckl, Bob        | 17 |
| 1993    | 4   | Schmalz, Darin   | 17 |
| 1983    | 2   | Shotkoski, Dave  | 17 |
| 1984    | 2   | Trautwein, Dave  | 17 |
| 1987    | 3   | Wilson, Dan      | 17 |
| 2017    | 3   | Gosswein, Brooks | 16 |
| 2017    | 3   | Loutos, Ryan     | 15 |
| 1986    | 2   | Faith, Peter     | 14 |
| 1971    | 2   | Bond, Clayton    | 13 |
| 2010    | 4   | Buchholz, Sean   | 13 |
| 1988    | 2   | Coll, Brian      | 13 |
| 1990    | 2   | Sander, Matt     | 13 |
| 2016    | 3   | Zyzda, Jake      | 13 |

**Most Hit Batters (Career)**

| Grad Yr | Yrs | Name             | HB |
|---------|-----|------------------|----|
| 2016    | 3   | Zyzda, Jake      | 31 |
| 2014    | 3   | Trautwein, Wyatt | 27 |
| 2006    | 2   | Chapman, Billy   | 19 |
| 1995    | 2   | Franzese, Nick   | 18 |
| 2005    | 2   | Marshall, Eric   | 16 |
| 1998    | 3   | Austin, John     | 14 |
| 1987    | 3   | Wilson, Dan      | 14 |
| 1993    | 3   | Engle, Jeremy    | 13 |
| 1971    | 2   | Bond, Clayton    | 12 |
| 2010    | 4   | Buchholz, Sean   | 12 |
| 1996    | 3   | Rengel, Nick     | 11 |
| 2009    | 3   | Unak, Tom        | 11 |
| 2017    | 3   | Gosswein, Brooks | 10 |
| 2020    | 2   | Holler, Nate     | 10 |
| 2017    | 3   | Loutos, Ryan     | 10 |
| 2002    | 3   | Shanders, Mike   | 10 |
| 1990    | 2   | Birmingham, Matt | 9  |
| 2004    | 3   | Broughton, Gabe  | 9  |
| 2010    | 3   | McDonnell, Robby | 9  |
| 1997    | 1   | Oliva, Matt      | 9  |
| 1972    | 2   | Perry, Steve     | 9  |
| 1989    | 2   | Schubbe, Chris   | 9  |
| 2012    | 2   | Waliczek, Frank  | 9  |



## BHS Career: Alphabetical Listing of All Players' Batting Statistics

| Grad Yr | Yrs | NAME               | G  | AB  | R  | H  | AVG   | 2B | 3B | HR | TB  | SLG   | RBI | SAC | SF | SB | ATT | SO | BB | HB | OBA   | OPS   | E  | AB:SO |
|---------|-----|--------------------|----|-----|----|----|-------|----|----|----|-----|-------|-----|-----|----|----|-----|----|----|----|-------|-------|----|-------|
| 1985    | 2   | Abernethy, Tom     | 37 | 65  | 19 | 19 | .292  | 4  | 0  | 0  | 23  | .354  | 8   | 2   | 1  | 2  | 5   | 7  | 21 | 0  | .460  | .814  | 8  | 9.29  |
| 1989    | 1   | Abrahamson, Eric   | 11 | 17  | 4  | 3  | .176  | 0  | 0  | 0  | 3   | .176  | 3   | 0   | 0  | 0  | 0   | 3  | 3  | 1  | .333  | .510  | 1  | 5.67  |
| 1988    | 2   | Acerra, Marc       | 52 | 114 | 22 | 33 | .289  | 6  | 4  | 5  | 62  | .544  | 24  | 2   | 2  | 4  | 4   | 31 | 11 | 1  | .352  | .895  | 2  | 3.68  |
| 2019    | 2   | Ackard, Jake       | 19 | 11  | 6  | 2  | .182  | 1  | 0  | 0  | 3   | .273  | 2   | 0   | 0  | 1  | 2   | 2  | 3  | 1  | .400  | .673  | 1  | 5.50  |
| 2018    | 3   | Acosta, Tyler      | 95 | 262 | 88 | 81 | .309  | 16 | 3  | 6  | 121 | .462  | 48  | 2   | 3  | 19 | 25  | 50 | 48 | 7  | .425  | .887  | 4  | 5.24  |
| 1974    | 2   | Adams, Steve       | 52 | 117 | 19 | 30 | .256  | 8  | 5  | 1  | 51  | .436  | 31  | 2   | 0  | 1  |     | 31 | 16 | 4  | .365  | .801  | 11 | 3.77  |
| 1978    | 2   | Ahlgren, Jon       | 43 | 97  | 22 | 28 | .289  | 3  | 2  | 1  | 38  | .392  | 12  | 2   | 0  | 3  | 0   | 10 | 12 | 2  | .378  | .770  | 4  | 9.70  |
| 2017    | 2   | Aievoli, Ricky     | 12 | 11  | 2  | 4  | .364  | 0  | 0  | 0  | 4   | .364  | 3   | 0   | 0  | 0  | 0   | 4  | 0  | 0  | .364  | .727  | 1  | 2.75  |
| 2011    | 3   | Alfonso, Ricky     | 81 | 252 | 53 | 78 | .310  | 22 | 3  | 0  | 106 | .421  | 39  | 4   | 3  | 9  | 16  | 46 | 37 | 6  | .406  | .827  | 4  | 5.48  |
| 1969    | 1   | Allen, Don         | 14 | 18  | 2  | 5  | .278  | 2  | 0  | 0  | 7   | .389  | 2   | 0   | 0  | 0  | 0   | 4  | 3  | 0  | .381  | .770  | 2  | 4.50  |
| 1997    | 2   | Allendorph, George | 61 | 177 | 54 | 62 | .350  | 7  | 3  | 2  | 81  | .458  | 38  | 3   | 2  | 9  | 11  | 19 | 20 | 3  | .421  | .878  | 6  | 9.32  |
| 1996    | 3   | Alley, Eric        | 79 | 205 | 62 | 73 | .356  | 9  | 2  | 3  | 95  | .463  | 35  | 6   | 2  | 11 | 14  | 24 | 33 | 3  | .449  | .912  | 9  | 8.54  |
| 1973    | 1   | Alms, Dan          | 9  | 4   | 0  | 2  | .500  | 0  | 0  | 0  | 2   | .500  | 0   | 0   | 0  | 0  |     | 0  | 1  | 0  | .600  | 1.100 | 0  | -     |
| 2008    | 1   | Alvarado, Emmanue  | 4  | 4   | 0  | 1  | .250  | 0  | 0  | 0  | 1   | .250  | 2   | 0   | 0  | 0  |     | 2  | 2  | 0  | .500  | .750  |    | 2.00  |
| 1981    | 3   | Amato, Don         | 38 | 74  | 20 | 20 | .270  | 3  | 0  | 2  | 29  | .392  | 10  | 4   | 0  | 6  |     | 13 | 11 | 0  | .365  | .757  | 6  | 5.69  |
| 1976    | 1   | Amato, Joe         | 37 | 89  | 26 | 21 | .236  | 6  | 0  | 2  | 33  | .371  | 13  | 0   | 0  | 1  |     | 20 | 28 | 4  | .438  | .809  | 7  | 4.45  |
| 1977    | 1   | Amis, Bryan        | 13 | 31  | 9  | 13 | .419  | 3  | 1  | 2  | 24  | .774  | 11  | 0   | 0  | 4  |     | 4  | 7  | 0  | .526  | 1.301 | 0  | 7.75  |
| 1988    | 2   | Anderson, Dave     | 28 | 1   | 0  | 0  | .000  | 0  | 0  | 0  | 0   | .000  | 0   | 0   | 0  | 0  | 0   | 1  | 1  | 0  | .500  | .500  | 8  | 1.00  |
| 1991    | 2   | Anderson, Doug     | 41 | 94  | 26 | 29 | .309  | 8  | 0  | 1  | 40  | .426  | 21  | 0   | 1  | 6  | 6   | 11 | 13 | 1  | .394  | .820  | 4  | 8.55  |
| 1995    | 2   | Anderson, Jon      | 72 | 206 | 59 | 81 | .393  | 8  | 3  | 2  | 101 | .490  | 39  | 8   | 1  | 19 | 26  | 12 | 12 | 1  | .427  | .918  | 19 | 17.17 |
| 2022    | 1   | Anderson, Ryan     | 4  | 4   | 0  | 0  | .000  | 0  | 0  | 0  | 0   | .000  | 1   | 0   | 0  | 0  | 0   | 0  | 0  | 0  | .000  | .000  | 0  | -     |
| 1997    | 2   | Apiecioneck, Luke  | 31 | 61  | 15 | 23 | .377  | 4  | 1  | 1  | 32  | .525  | 10  | 1   | 0  | 0  | 0   | 10 | 0  | 1  | .387  | .912  | 3  | 6.10  |
| 2000    | 2   | Apiecioneck, Matt  | 12 | 20  | 5  | 5  | .250  | 1  | 0  | 0  | 6   | .300  | 6   | 0   | 0  | 0  |     | 1  | 2  | 0  | .318  | .618  | 1  | 20.00 |
| 1994    | 2   | Archibald, Ryan    | 63 | 160 | 26 | 55 | .344  | 11 | 0  | 3  | 75  | .469  | 43  | 0   | 6  | 0  | 5   | 29 | 16 | 2  | .397  | .865  | 7  | 5.52  |
| 1989    | 1   | Ard, Robert        | 5  | 6   | 1  | 1  | .167  | 0  | 0  | 0  | 1   | .167  | 1   | 0   | 0  | 0  | 0   | 1  | 0  | 1  | .286  | .452  | 1  | 6.00  |
| 1991    | 3   | Armetta, Jason     | 88 | 259 | 70 | 82 | .317  | 13 | 2  | 1  | 102 | .394  | 30  | 2   | 3  | 44 | 52  | 20 | 22 | 4  | .375  | .769  | 33 | 12.95 |
| 1971    | 1   | Atamian, Tom       | 26 | 30  | 9  | 9  | .300  | 1  | 1  | 1  | 15  | .500  | 7   | 0   | 0  | 1  | 0   | 3  | 1  | 0  | .323  | .823  | 3  | 10.00 |
| 1998    | 3   | Austin, John       | 90 | 231 | 67 | 97 | .420  | 15 | 0  | 27 | 193 | .835  | 95  | 0   | 1  | 0  | 0   | 48 | 29 | 1  | .485  | 1.320 | 6  | 4.81  |
| 1972    | 2   | Baade, Steve       | 23 | 36  | 8  | 6  | .167  | 0  | 1  | 0  | 8   | .222  | 10  | 1   | 0  | 1  | 0   | 8  | 2  | 0  | .211  | .433  | 8  | 4.50  |
| 2017    | 1   | Baer, Max          | 1  | 1   | 0  | 0  | .000  | 0  | 0  | 0  | 0   | .000  | 0   | 0   | 0  | 0  | 0   | 0  | 0  | 0  | .000  | .000  | 0  | -     |
| 1972    | 1   | Ballard, Ben       | 14 | 1   | 6  | 1  | 1.000 | 0  | 0  | 0  | 1   | 1.000 | 2   | 0   | 0  | 5  |     | 0  | 0  | 1  | 1.000 | 2.000 | 0  | -     |
| 2013    | 2   | Balogh, Dylan      | 39 | 89  | 3  | 19 | .213  | 1  | 0  | 0  | 20  | .225  | 16  | 6   | 0  | 0  | 0   | 16 | 9  | 1  | .293  | .518  | 6  | 5.56  |
| 2016    | 2   | Balogh, Zachary    | 46 | 114 | 35 | 42 | .368  | 8  | 2  | 10 | 57  | .500  | 33  | 4   | 4  | 4  | 3   | 11 | 19 | 4  | .461  | .961  | 8  | 10.36 |
| 2000    | 1   | Banks, Ryan        | 0  | 0   | 0  | 0  | .000  | 0  | 0  | 0  | 0   | .000  | 0   |     |    |    |     | 0  | 0  | 0  | .000  | .000  |    | -     |
| 1989    | 2   | Baratta, Jon       | 34 | 56  | 9  | 16 | .286  | 0  | 0  | 0  | 16  | .286  | 11  | 3   | 2  | 1  | 2   | 6  | 4  | 1  | .333  | .619  | 7  | 9.33  |
| 1975    | 2   | Baratta, Steve     | 37 | 69  | 14 | 16 | .232  | 1  | 0  | 1  | 20  | .290  | 9   | 0   | 0  | 4  |     | 6  | 8  | 2  | .329  | .619  | 9  | 11.50 |
| 1987    | 2   | Barnhart, Brad     | 34 | 35  | 12 | 9  | .257  | 0  | 0  | 0  | 9   | .257  | 6   | 2   | 0  | 2  | 2   | 3  | 6  | 0  | .366  | .623  | 4  | 11.67 |

## BHS Career: Alphabetical Listing of All Players' Batting Statistics

| Grad Yr | Yrs | NAME               | G  | AB  | R  | H  | AVG  | 2B | 3B | HR | TB | SLG  | RBI | SAC | SF | SB | ATT | SO | BB | HB   | OBA   | OPS   | E    | AB:SO |
|---------|-----|--------------------|----|-----|----|----|------|----|----|----|----|------|-----|-----|----|----|-----|----|----|------|-------|-------|------|-------|
| 2006    | 2   | Barnowski, Ross    | 1  | 0   | 0  | 0  | .000 | 0  | 0  | 0  | 0  | .000 | 0   | 0   | 0  | 0  | 0   | 0  | 0  | 0    | .000  | .000  | 0    | -     |
| 1986    | 2   | Barry, Dave        | 32 | 34  | 11 | 9  | .265 | 2  | 0  | 1  | 14 | .412 | 4   | 0   | 1  | 3  | 3   | 11 | 8  | 3    | .435  | .847  | 4    | 3.09  |
| 2006    | 2   | Barsamian, Barrett | 42 | 68  | 10 | 16 | .235 | 4  | 0  | 0  | 20 | .294 | 8   | 4   | 1  | 0  | 22  | 6  | 1  | .303 | .597  | 6     | 3.09 |       |
| 1980    | 1   | Bartels, Jim       | 6  | 9   | 0  | 1  | .111 | 1  | 0  | 0  | 2  | .222 | 2   | 0   | 0  | 0  | 1   | 2  | 0  | .273 | .495  | 0     | 9.00 |       |
| 1984    | 2   | Barth, Tyler       | 54 | 140 | 37 | 51 | .364 | 8  | 0  | 9  | 86 | .614 | 34  | 3   | 0  | 10 | 5   | 29 | 25 | 2    | .467  | 1.081 | 5    | 4.83  |
| 2010    | 1   | Batliner, Pete     | 0  | 0   | 0  | 0  | .000 | 0  | 0  | 0  | 0  | .000 | 0   | 0   | 0  | 0  | 0   | 0  | 0  | 0    | .000  | .000  | 0    | -     |
| 2014    | 2   | Battle, Brendan    | 31 | 48  | 4  | 15 | .313 | 3  | 0  | 1  | 21 | .438 | 13  | 0   | 0  | 0  | 6   | 12 | 1  | .459 | .897  | 0     | 8.00 |       |
| 2006    | 2   | Batz, Jayson       | 4  | 9   | 1  | 0  | .000 | 0  | 0  | 0  | 0  | .000 | 1   | 0   | 0  | 0  | 0   | 1  | 0  | .100 | .100  | 1     | -    |       |
| 1969    | 1   | Bauer, Wayne       | 10 | 9   | 1  | 2  | .222 | 0  | 0  | 0  | 2  | .222 | 0   | 0   | 0  | 0  | 2   | 2  | 0  | .364 | .586  | 2     | 4.50 |       |
| 1994    | 1   | Baughman, Kevin    | 7  | 7   | 3  | 4  | .571 | 0  | 0  | 0  | 4  | .571 | 3   | 0   | 0  | 0  | 0   | 1  | 1  | .667 | 1.238 | 0     | -    |       |
| 1985    | 3   | Bauser, John       | 57 | 160 | 54 | 58 | .363 | 12 | 2  | 5  | 89 | .556 | 32  | 6   | 2  | 12 | 15  | 25 | 42 | 2    | .495  | 1.051 | 4    | 6.40  |
| 2011    | 2   | Beath, Doug        | 45 | 114 | 12 | 28 | .246 | 8  | 1  | 1  | 41 | .360 | 12  | 0   | 0  | 1  | 1   | 41 | 21 | 1    | .368  | .727  | 8    | 2.78  |
| 1986    | 2   | Beaubien, Bob      | 36 | 3   | 0  | 0  | .000 | 0  | 0  | 0  | 0  | .000 | 0   | 0   | 0  | 0  | 1   | 0  | 0  | .000 | .000  | 2     | 3.00 |       |
| 1993    | 2   | Bederske, Brian    | 27 | 33  | 2  | 6  | .182 | 3  | 0  | 0  | 19 | .576 | 7   | 2   | 0  | 0  | 9   | 5  | 0  | .289 | .865  | 0     | 3.67 |       |
| 1998    | 1   | Bell, Justin       | 3  | 5   | 2  | 1  | .200 | 0  | 0  | 1  | 4  | .800 | 4   | 0   | 0  | 0  | 3   | 1  | 0  | .333 | 1.133 | 0     | 1.67 |       |
| 1974    | 2   | Bennett, Davie     | 41 | 30  | 12 | 10 | .333 | 0  | 0  | 0  | 10 | .333 | 5   | 0   | 0  | 6  | 0   | 8  | 8  | 0    | .474  | .807  | 1    | 3.75  |
| 1982    | 1   | Bennett, Mike      | 2  | 4   | 0  | 0  | .000 | 0  | 0  | 0  | 0  | .000 | 0   | 0   | 0  | 0  | 4   | 0  | 0  | .000 | .000  | 1     | 1.00 |       |
| 2019    | 1   | Benson, Alex       | 11 | 5   | 5  | 1  | .200 | 0  | 0  | 0  | 1  | .200 | 2   | 0   | 0  | 0  | 1   | 1  | 0  | .333 | .533  | 1     | 5.00 |       |
| 1982    | 1   | Bergin, Mike       | 4  | 0   | 0  | 0  | .000 | 0  | 0  | 0  | 0  | .000 | 0   | 0   | 0  | 0  | 0   | 0  | 0  | .000 | .000  | 0     | -    |       |
| 1996    | 1   | Bern, Chad         | 17 | 37  | 3  | 7  | .189 | 1  | 0  | 0  | 8  | .216 | 3   | 1   | 0  | 2  | 2   | 5  | 4  | 1    | .286  | .502  | 1    | 7.40  |
| 2001    | 2   | Bern, Collier      | 10 | 1   | 0  | 0  | .000 | 0  | 0  | 0  | 0  | .000 | 0   | 0   | 0  | 0  | 1   | 0  | 0  | .000 | .000  | 0     | 1.00 |       |
| 2001    | 1   | Bern, Tyler        | 7  | 13  | 4  | 5  | .385 | 0  | 1  | 0  | 7  | .538 | 2   | 0   | 0  | 0  | 7   | 3  | 0  | .500 | 1.038 | 0     | 1.86 |       |
| 1995    | 3   | Bey, Billy         | 71 | 211 | 71 | 72 | .341 | 8  | 1  | 5  | 97 | .460 | 35  | 5   | 0  | 34 | 43  | 21 | 34 | 1    | .435  | .895  | 6    | 10.05 |
| 2021    | 1   | Bhogaraju, Sanjiv  | 1  | 1   | 0  | 0  | .000 | 0  | 0  | 0  | 0  | .000 | 1   | 0   | 0  | 0  | 0   | 0  | 0  | .000 | .000  | 0     | -    |       |
| 2007    | 2   | Bieniek, Bob       | 47 | 117 | 19 | 30 | .256 | 6  | 0  | 1  | 39 | .333 | 19  | 0   | 1  | 0  | 37  | 13 | 0  | .328 | .662  | 4     | 3.16 |       |
| 1990    | 2   | Birmingham, Matt   | 43 | 62  | 20 | 22 | .355 | 2  | 0  | 0  | 24 | .387 | 9   | 0   | 0  | 2  | 2   | 12 | 19 | 0    | .506  | .893  | 2    | 5.17  |
| 1986    | 1   | Bjors, Hans        | 10 | 0   | 3  | 0  | .000 | 0  | 0  | 0  | 0  | .000 | 0   | 0   | 0  | 0  | 1   | 0  | 0  | .000 | .000  | 0     | -    |       |
| 1974    | 2   | Blanchard, Steve   | 39 | 98  | 23 | 33 | .337 | 1  | 2  | 4  | 50 | .510 | 34  | 4   | 0  | 2  | 10  | 18 | 0  | .440 | .950  | 9     | 9.80 |       |
| 1986    | 1   | Blanke, John       | 3  | 2   | 0  | 0  | .000 | 0  | 0  | 0  | 0  | .000 | 0   | 0   | 0  | 0  | 1   | 0  | 0  | .000 | .000  | 0     | 2.00 |       |
| 1990    | 2   | Blue, Matt         | 27 | 23  | 5  | 5  | .217 | 1  | 0  | 0  | 6  | .261 | 2   | 0   | 0  | 2  | 2   | 3  | 2  | 0    | .280  | .541  | 4    | 7.67  |
| 1982    | 2   | Blue, Scott        | 5  | 1   | 3  | 0  | .000 | 0  | 0  | 0  | 0  | .000 | 0   | 0   | 0  | 1  | 0   | 0  | 0  | .000 | .000  | 0     | -    |       |
| 1978    | 2   | Bock, Brian        | 56 | 146 | 52 | 65 | .445 | 11 | 3  | 4  | 94 | .644 | 41  | 6   | 0  | 3  | 15  | 20 | 5  | .526 | 1.170 | 15    | 9.73 |       |
| 1973    | 1   | Bock, Eric         | 14 | 26  | 1  | 5  | .192 | 0  | 0  | 0  | 5  | .192 | 4   | 0   | 0  | 0  | 4   | 1  | 1  | .250 | .442  | 3     | 6.50 |       |
| 1975    | 2   | Bock, John         | 61 | 172 | 40 | 51 | .297 | 8  | 4  | 7  | 88 | .512 | 46  | 1   | 0  | 7  | 0   | 26 | 31 | 2    | .410  | .921  | 2    | 6.62  |
| 1997    | 1   | Boersma, Andy      | 4  | 4   | 1  | 1  | .250 | 0  | 0  | 0  | 1  | .250 | 0   | 0   | 0  | 0  | 0   | 0  | 0  | .250 | .500  | 0     | -    |       |
| 2018    | 2   | Bogaerts, Nick     | 31 | 90  | 8  | 18 | .200 | 2  | 0  | 0  | 20 | .222 | 11  | 1   | 0  | 3  | 5   | 21 | 6  | 5    | .287  | .509  | 15   | 4.00  |
| 1981    | 1   | Bogdanske, John    | 25 | 68  | 27 | 17 | .250 | 2  | 2  | 0  | 23 | .338 | 7   | 2   | 0  | 9  | 8   | 11 | 1  | .363 | .701  | 7     | 8.50 |       |

## BHS Career: Alphabetical Listing of All Players' Batting Statistics

| Grad Yr | Yrs | NAME               | G  | AB  | R   | H   | AVG   | 2B | 3B | HR | TB  | SLG   | RBI | SAC | SF | SB | ATT | SO | BB | HB | OBA   | OPS   | E  | AB:SO |
|---------|-----|--------------------|----|-----|-----|-----|-------|----|----|----|-----|-------|-----|-----|----|----|-----|----|----|----|-------|-------|----|-------|
| 1991    | 3   | Boka, Ben          | 78 | 236 | 56  | 87  | .369  | 25 | 2  | 9  | 143 | .606  | 78  | 3   | 3  | 8  | 9   | 34 | 22 | 4  | .426  | 1.032 | 32 | 6.94  |
| 1996    | 2   | Bolich, Steve      | 50 | 92  | 18  | 25  | .272  | 3  | 3  | 0  | 34  | .370  | 15  | 0   | 1  | 2  | 4   | 21 | 9  | 0  | .333  | .703  | 8  | 4.38  |
| 1971    | 2   | Bond, Clayton      | 27 | 49  | 6   | 21  | .429  | 2  | 2  | 0  | 27  | .551  | 15  | 1   | 0  | 0  |     | 3  | 10 | 1  | .533  | 1.084 | 7  | 16.33 |
| 2001    | 3   | Bongiovanni, Vince | 79 | 212 | 68  | 73  | .344  | 13 | 0  | 22 | 152 | .717  | 87  | 0   | 0  | 2  |     | 58 | 27 | 8  | .437  | 1.154 | 0  | 3.66  |
| 1984    | 1   | Borghans, Dries    | 11 | 0   | 0   | 0   | .000  | 0  | 0  | 0  | 0   | .000  | 0   | 0   | 0  | 0  | 0   | 0  | 0  | 0  | .000  | .000  | 6  | -     |
| 1971    | 1   | Bosworth, Joe      | 3  | 3   | 0   | 0   | .000  | 0  | 0  | 0  | 0   | .000  | 0   | 0   | 0  | 0  |     | 0  | 0  | 0  | .000  | .000  | 0  | -     |
| 1975    | 2   | Bosworth, Steve    | 23 | 33  | 4   | 8   | .242  | 0  | 0  | 0  | 8   | .242  | 8   | 1   | 0  | 0  |     | 7  | 11 | 1  | .444  | .687  | 3  | 4.71  |
| 1976    | 2   | Bottom, Steve      | 34 | 85  | 24  | 23  | .271  | 3  | 2  | 3  | 39  | .459  | 17  | 1   | 0  | 2  |     | 25 | 10 | 2  | .361  | .820  | 4  | 3.40  |
| 2019    | 1   | Boyajian, Matt     | 1  | 0   | 0   | 0   | .000  | 0  | 0  | 0  | 0   | .000  | 1   | 0   | 1  | 0  | 0   | 0  | 0  | 0  | .000  | .000  | 1  | -     |
| 1982    | 2   | Boyd, Tom          | 32 | 95  | 31  | 35  | .368  | 5  | 1  | 4  | 54  | .568  | 13  | 2   | 0  | 17 |     | 17 | 17 | 1  | .469  | 1.037 | 0  | 5.59  |
| 1988    | 2   | Bradley, Byron     | 63 | 143 | 47  | 47  | .329  | 5  | 1  | 4  | 66  | .462  | 36  | 3   | 5  | 11 | 12  | 19 | 33 | 1  | .445  | .907  | 19 | 7.53  |
| 1971    | 2   | Bradley, Gary      | 45 | 130 | 42  | 54  | .415  | 5  | 5  | 3  | 78  | .600  | 24  | 4   | 0  | 16 | 0   | 10 | 13 | 0  | .469  | 1.069 | 6  | 13.00 |
| 2022    | 1   | Bradley, Jack      | 4  | 5   | 1   | 2   | .400  | 1  | 0  | 0  | 3   | .600  | 3   | 0   | 1  | 0  | 0   | 0  | 0  | 0  | .333  | .933  | 0  | -     |
| 1987    | 3   | Bradley, Mike      | 86 | 269 | 110 | 112 | .416  | 22 | 5  | 19 | 201 | .747  | 78  | 2   | 2  | 19 | 21  | 24 | 33 | 10 | .494  | 1.241 | 0  | 11.21 |
| 1979    | 1   | Bradshaw, Vince    | 1  | 0   | 1   | 0   | .000  | 0  | 0  | 0  | 0   | .000  | 0   | 0   | 0  | 0  |     | 0  | 1  | 0  | 1.000 | 1.000 | 0  | -     |
| 1998    | 2   | Bragiel, Dan       | 13 | 4   | 3   | 1   | .250  | 0  | 0  | 0  | 0   | .000  | 1   | 0   | 1  | 0  | 0   | 1  | 2  | 1  | .500  | .500  | 1  | 4.00  |
| 1982    | 1   | Brandt, Bill       | 3  | 7   | 2   | 1   | .143  | 0  | 0  | 0  | 1   | .143  | 0   | 0   | 0  | 0  | 0   | 2  | 0  | 0  | .143  | .286  | 1  | 3.50  |
| 1987    | 2   | Brauch, Marty      | 48 | 111 | 21  | 37  | .333  | 3  | 1  | 1  | 45  | .405  | 25  | 4   | 3  | 3  | 6   | 10 | 15 | 3  | .417  | .822  | 9  | 11.10 |
| 1995    | 2   | Brauch, Robert     | 47 | 77  | 13  | 23  | .299  | 2  | 0  | 0  | 25  | .325  | 8   | 6   | 1  | 1  | 1   | 8  | 5  | 2  | .353  | .678  | 7  | 9.63  |
| 1996    | 2   | Brawley, Mike      | 60 | 118 | 33  | 49  | .415  | 3  | 0  | 3  | 61  | .517  | 24  | 3   | 1  | 5  | 9   | 5  | 23 | 0  | .507  | 1.024 | 10 | 23.60 |
| 1983    | 2   | Breback, Greg      | 13 | 30  | 3   | 7   | .233  | 1  | 0  | 0  | 8   | .267  | 3   | 0   | 0  | 0  |     | 9  | 3  | 0  | .303  | .570  | 0  | 3.33  |
| 2009    | 1   | Brewer, Jack       | 10 | 18  | 5   | 7   | .389  | 0  | 0  | 0  | 7   | .389  | 5   | 0   | 0  | 1  |     | 4  | 3  | 0  | .476  | .865  | 0  | 4.50  |
| 1986    | 1   | Briglio, Jim       | 1  | 1   | 0   | 1   | 1.000 | 0  | 0  | 0  | 1   | 1.000 | 0   | 0   | 0  | 0  | 0   | 0  | 0  | 0  | 1.000 | 2.000 | 0  | -     |
| 2010    | 3   | Brignola, Anthony  | 90 | 267 | 83  | 100 | .375  | 15 | 2  | 10 | 149 | .558  | 44  | 4   | 0  | 25 | 13  | 26 | 40 | 9  | .472  | 1.030 | 2  | 10.27 |
| 2005    | 2   | Brignola, Bobby    | 16 | 3   | 0   | 0   | .000  | 0  | 0  | 0  | 0   | .000  | 0   | 0   | 0  | 0  |     | 0  | 0  | 0  | .000  | .000  | 2  | -     |
| 2015    | 1   | Broomfield, Adam   | 2  | 0   | 1   | 0   | .000  | 0  | 0  | 0  | 0   | .000  | 0   | 0   | 0  | 0  | 0   | 0  | 0  | 0  | .000  | .000  | 0  | -     |
| 2004    | 3   | Broughton, Gabe    | 78 | 194 | 32  | 51  | .263  | 4  | 0  | 0  | 55  | .284  | 26  | 6   | 0  | 7  |     | 13 | 18 | 3  | .335  | .618  | 14 | 14.92 |
| 2011    | 2   | Broughton, Jake    | 47 | 132 | 17  | 36  | .273  | 7  | 1  | 0  | 45  | .341  | 18  | 2   | 0  | 2  | 2   | 27 | 8  | 1  | .319  | .660  | 20 | 4.89  |
| 2002    | 3   | Broughton, Nick    | 70 | 216 | 43  | 61  | .282  | 7  | 2  | 1  | 75  | .347  | 28  |     |    | 3  |     | 25 | 25 | 3  | .365  | .712  | 7  | 8.64  |
| 1966    | 1   | Brown, Greg        | 21 | 64  | 13  | 12  | .188  | 3  | 0  | 1  | 18  | .281  | 8   | 0   | 0  | 5  | 0   | 24 | 13 | 0  | .325  | .606  | 15 | 2.67  |
| 1980    | 1   | Brown, Kurt        | 3  | 4   | 1   | 2   | .500  | 1  | 0  | 0  | 3   | .750  | 1   | 0   | 0  | 0  | 0   | 0  | 0  | 1  | .600  | 1.350 | 0  | -     |
| 1978    | 2   | Bruce, Robert      | 5  | 13  | 2   | 5   | .385  | 0  | 0  | 0  | 5   | .385  | 2   | 0   | 0  | 1  | 0   | 6  | 1  | 1  | .467  | .851  | 0  | 2.17  |
| 1996    | 1   | Bryniczka, Adam    | 10 | 12  | 4   | 6   | .500  | 0  | 0  | 0  | 6   | .500  | 2   | 0   | 0  | 0  | 0   | 2  | 0  | 0  | .500  | 1.000 | 0  | 6.00  |
| 2003    | 3   | Bucalo, Dustin     | 64 | 209 | 52  | 83  | .397  | 15 | 1  | 0  | 100 | .478  | 27  | 1   | 2  | 8  |     | 17 | 21 | 1  | .451  | .929  | 11 | 12.29 |
| 2010    | 2   | Buchholz, Sean     | 32 | 38  | 4   | 7   | .184  | 2  | 0  | 0  | 9   | .237  | 4   | 0   | 2  | 0  | 0   | 16 | 4  | 1  | .267  | .504  | 7  | 2.38  |
| 2016    | 2   | Budzak, Brett      | 6  | 0   | 4   | 0   | .000  | 0  | 0  | 0  | 0   | .000  | 0   | 0   | 0  | 0  | 0   | 0  | 0  | 0  | .000  | .000  | 0  | -     |
| 1973    | 1   | Burke, Paul        | 29 | 87  | 35  | 30  | .345  | 10 | 0  | 0  | 40  | .460  | 8   | 2   | 0  | 17 | 0   | 18 | 21 | 2  | .482  | .942  | 6  | 4.83  |

## BHS Career: Alphabetical Listing of All Players' Batting Statistics

| Grad Yr | Yrs | NAME               | G   | AB  | R  | H   | AVG   | 2B | 3B | HR | TB  | SLG   | RBI | SAC | SF | SB | ATT | SO | BB | HB   | OBA   | OPS   | E  | AB:SO |
|---------|-----|--------------------|-----|-----|----|-----|-------|----|----|----|-----|-------|-----|-----|----|----|-----|----|----|------|-------|-------|----|-------|
| 2003    | 3   | Burns, Nick        | 47  | 130 | 12 | 29  | .223  | 3  | 0  | 4  | 44  | .338  | 18  | 1   | 2  | 0  |     | 32 | 10 | 3    | .290  | .628  | 18 | 4.06  |
| 1999    | 2   | Butitta, Dom       | 35  | 86  | 13 | 23  | .267  | 3  | 0  | 2  | 32  | .372  | 16  | 0   | 2  | 0  | 0   | 17 | 6  | 0    | .309  | .681  | 5  | 5.06  |
| 2000    | 1   | Camacho, Edgar     | 7   | 8   | 1  | 1   | .125  | 1  | 0  | 0  | 2   | .250  | 0   |     |    |    | 0   | 1  | 0  | .222 | .472  |       | -  |       |
| 2014    | 2   | Caminiti, Nick     | 45  | 9   | 35 | 1   | .111  | 0  | 0  | 0  | 1   | .111  | 1   | 1   | 0  | 8  | 9   | 3  | 0  | 0    | .111  | .222  | 0  | 3.00  |
| 1976    | 1   | Cannon, Zeke       | 1   | 1   | 0  | 1   | 1.000 | 0  | 0  | 0  | 1   | 1.000 | 0   | 0   | 0  | 0  | 0   | 0  | 0  | 0    | 1.000 | 2.000 | 0  | -     |
| 2001    | 2   | Capinegro, Anthony | 64  | 170 | 60 | 59  | .347  | 6  | 1  | 0  | 67  | .394  | 17  |     |    | 5  |     | 25 | 46 | 1    | .488  | .883  |    | 6.80  |
| 1992    | 1   | Carbanarra, Joe    | 5   | 2   | 1  | 0   | .000  | 0  | 0  | 0  | 0   | .000  | 0   | 0   | 0  | 0  | 0   | 0  | 0  | 0    | .000  | .000  | 0  | -     |
| 1972    | 1   | Carnahan, Mike     | 9   | 10  | 0  | 1   | .100  | 0  | 0  | 0  | 1   | .100  | 0   | 0   | 0  | 0  |     | 1  | 2  | 0    | .250  | .350  | 2  | 10.00 |
| 1973    | 2   | Carter, Scott      | 24  | 26  | 5  | 8   | .308  | 0  | 0  | 0  | 8   | .308  | 10  | 1   | 0  | 3  |     | 1  | 5  | 0    | .419  | .727  | 4  | 26.00 |
| 1966    | 2   | Cavender, Jim      | 22  | 131 | 9  | 38  | .290  | 6  | 1  | 0  | 46  | .351  | 7   | 0   | 0  | 2  | 0   | 14 | 12 | 0    | .350  | .701  | 3  | 9.36  |
| 1981    | 2   | Cecola, Robin      | 37  | 90  | 18 | 24  | .267  | 4  | 1  | 2  | 36  | .400  | 21  | 2   | 1  | 5  |     | 13 | 25 | 3    | .437  | .837  | 3  | 6.92  |
| 1971    | 1   | Chalk, Dave        | 6   | 5   | 0  | 1   | .200  | 0  | 0  | 0  | 1   | .200  | 1   | 0   | 0  | 0  |     | 1  | 0  | 0    | .200  | .400  | 0  | 5.00  |
| 2006    | 2   | Chapman, Billy     | 43  | 88  | 9  | 25  | .284  | 8  | 1  | 3  | 44  | .500  | 26  | 0   | 2  | 0  |     | 24 | 8  | 2    | .350  | .850  | 2  | 3.67  |
| 2001    | 2   | Chapman, Mike      | 28  | 63  | 11 | 14  | .222  | 1  | 0  | 1  | 18  | .286  | 13  |     |    | 0  |     | 19 | 9  | 0    | .319  | .605  |    | 3.32  |
| 2016    | 2   | Chapman, Jacob     | 61  | 168 | 39 | 47  | .280  | 11 | 1  | 5  | 75  | .446  | 39  | 0   | 6  | 1  | 1   | 38 | 29 | 9    | .401  | .847  | 6  | 4.42  |
| 2017    | 1   | Chen, Hsyyuan      | 2   | 2   | 0  | 1   | .500  | 0  | 0  | 0  | 1   | .500  | 1   | 0   | 0  | 0  | 0   | 0  | 0  | 0    | .500  | 1.000 | 0  | -     |
| 2020    | 2   | Christoffer, A.J.  | 61  | 166 | 50 | 56  | .337  | 15 | 1  | 7  | 94  | .566  | 44  | 0   | 1  | 15 | 20  | 29 | 33 | 5    | .459  | 1.025 | 4  | 5.72  |
| 1975    | 2   | Chuboff, Dave      | 7   | 5   | 2  | 3   | .600  | 1  | 0  | 0  | 4   | .800  | 2   | 0   | 0  | 0  |     | 0  | 0  | 1    | .667  | 1.467 | 0  | -     |
| 1993    | 2   | Ciaglia, Craig     | 15  | 14  | 3  | 2   | .143  | 0  | 1  | 0  | 4   | .286  | 2   | 0   | 0  | 0  | 0   | 1  | 4  | 0    | .333  | .619  | 3  | 14.00 |
| 1991    | 2   | Ciaglia, Marc      | 22  | 36  | 6  | 8   | .222  | 3  | 0  | 0  | 11  | .306  | 2   | 0   | 0  | 0  | 0   | 7  | 5  | 1    | .333  | .639  | 0  | 5.14  |
| 2000    | 1   | Ciupke, Chris      | 0   | 0   | 0  | 0   | .000  | 0  | 0  | 0  | 0   | .000  | 0   |     |    |    | 0   | 0  | 0  | .000 | .000  |       | -  |       |
| 1972    | 1   | Clawson, Dave      | 2   | 2   | 1  | 0   | .000  | 0  | 0  | 0  | 0   | .000  | 0   | 0   | 0  | 0  | 0   | 1  | 0  | 0    | .000  | .000  | 0  | 2.00  |
| 1970    | 2   | Clawson, Steve     | 46  | 129 | 29 | 30  | .233  | 1  | 2  | 0  | 35  | .271  | 18  | 7   | 0  | 19 |     | 24 | 24 | 0    | .353  | .624  | 1  | 5.38  |
| 2013    | 3   | Coco, Chris        | 69  | 189 | 31 | 44  | .233  | 3  | 0  | 1  | 50  | .265  | 20  | 4   | 0  | 5  | 6   | 41 | 10 | 6    | .293  | .557  | 34 | 4.61  |
| 1973    | 2   | Cole, Bob          | 54  | 146 | 23 | 41  | .281  | 7  | 4  | 2  | 62  | .425  | 25  | 0   | 0  | 6  |     | 33 | 12 | 6    | .360  | .784  | 6  | 4.42  |
| 1988    | 2   | Coll, Brian        | 52  | 132 | 33 | 51  | .386  | 12 | 2  | 0  | 67  | .508  | 42  | 4   | 3  | 7  | 9   | 24 | 27 | 1    | .485  | .992  | 6  | 5.50  |
| 2010    | 2   | Colon, Pete        | 5   | 4   | 0  | 1   | .250  | 0  | 0  | 0  | 1   | .250  | 0   | 0   | 0  | 0  | 0   | 1  | 0  | 0    | .250  | .500  | 0  | 4.00  |
| 2004    | 2   | Combs, Marty       | 37  | 56  | 9  | 14  | .250  | 1  | 0  | 0  | 15  | .268  | 12  | 3   | 0  | 0  |     | 15 | 11 | 5    | .417  | .685  | 11 | 3.73  |
| 1982    | 2   | Condill, Jeff      | 41  | 82  | 16 | 20  | .244  | 3  | 0  | 0  | 23  | .280  | 9   | 3   | 0  | 3  |     | 13 | 22 | 1    | .410  | .690  | 18 | 6.31  |
| 2008    | 3   | Conroy, Tim        | 86  | 249 | 56 | 81  | .325  | 17 | 3  | 3  | 113 | .454  | 42  | 4   | 2  | 7  |     | 52 | 51 | 3    | .443  | .896  | 5  | 4.79  |
| 1990    | 2   | Contreras, Jamie   | 34  | 73  | 9  | 19  | .260  | 4  | 0  | 0  | 23  | .315  | 16  | 1   | 2  | 0  | 0   | 3  | 4  | 2    | .309  | .624  | 6  | 24.33 |
| 2001    | 3   | Contreras, Mike    | 62  | 183 | 40 | 73  | .399  | 15 | 0  | 2  | 94  | .514  | 50  | 0   | 0  | 2  |     | 14 | 11 | 3    | .442  | .955  | 1  | 13.07 |
| 1994    | 4   | Contreras, Oscar   | 98  | 306 | 74 | 111 | .363  | 25 | 4  | 17 | 195 | .637  | 87  | 1   | 7  | 9  | 11  | 29 | 33 | 3    | .421  | 1.058 | 24 | 10.55 |
| 1980    | 1   | Cook, Don          | 2   | 3   | 0  | 0   | .000  | 0  | 0  | 0  | 0   | .000  | 0   | 0   | 0  | 0  |     | 0  | 0  | 0    | .000  | .000  | 0  | -     |
| 2010    | 2   | Cook, Jim          | 44  | 126 | 22 | 38  | .302  | 3  | 1  | 0  | 43  | .341  | 15  | 0   | 3  | 7  | 8   | 15 | 15 | 2    | .377  | .718  | 21 | 8.40  |
| 2015    | 3   | Coon, Jake         | 101 | 300 | 81 | 106 | .353  | 27 | 0  | 8  | 157 | .523  | 72  | 5   | 4  | 11 | 11  | 39 | 43 | 20   | .460  | .984  | 15 | 7.69  |
| 2006    | 2   | Coons, Adam        | 76  | 233 | 39 | 89  | .382  | 28 | 0  | 6  | 135 | .579  | 44  | 0   | 2  | 1  |     | 26 | 32 | 5    | .463  | 1.043 | 11 | 8.96  |

## BHS Career: Alphabetical Listing of All Players' Batting Statistics

| Grad Yr | Yrs | NAME                 | G  | AB  | R  | H  | AVG  | 2B | 3B | HR | TB  | SLG  | RBI | SAC | SF | SB | ATT | SO | BB | HB   | OBA  | OPS   | E    | AB:SO |
|---------|-----|----------------------|----|-----|----|----|------|----|----|----|-----|------|-----|-----|----|----|-----|----|----|------|------|-------|------|-------|
| 2001    | 1   | Coppola, Ryan        | 2  | 2   | 0  | 1  | .500 | 0  | 0  | 0  | 1   | .500 | 1   |     |    | 0  |     | 1  | 0  | 0    | .500 | 1.000 |      | 2.00  |
| 1970    | 2   | Corson, Scott        | 8  | 6   | 0  | 0  | .000 | 0  | 0  | 0  | 0   | .000 | 2   | 1   | 0  | 0  |     | 3  | 0  | 0    | .000 | .000  | 1    | 2.00  |
| 1994    | 2   | Costello, John       | 30 | 26  | 9  | 8  | .308 | 2  | 0  | 0  | 10  | .385 | 6   | 0   | 0  | 1  | 1   | 1  | 2  | 0    | .357 | .742  | 2    | 26.00 |
| 2014    | 2   | Covek, Jack          | 1  | 1   | 0  | 0  | .000 | 0  | 0  | 0  | 0   | .000 | 0   | 0   | 0  | 0  | 0   | 0  | 0  | 0    | .000 | .000  | 0    | -     |
| 1967    | 2   | Cowell, Ron          | 37 | 106 | 23 | 26 | .245 | 1  | 0  | 0  | 27  | .255 | 2   | 0   | 0  | 4  |     | 13 | 4  | 0    | .273 | .527  | 5    | 8.15  |
| 1986    | 1   | Cox, Ben             | 1  | 1   | 0  | 0  | .000 | 0  | 0  | 0  | 0   | .000 | 1   | 0   | 0  | 0  | 0   | 0  | 0  | 0    | .000 | .000  | 0    | -     |
| 2005    | 2   | Creswell, Jeff       | 56 | 123 | 34 | 41 | .333 | 7  | 1  | 1  | 53  | .431 | 22  | 1   | 0  | 4  |     | 25 | 22 | 3    | .446 | .877  | 4    | 4.92  |
| 1995    | 1   | Culver, Trent        | 3  | 2   | 1  | 0  | .000 | 0  | 0  | 0  | 0   | .000 | 0   | 0   | 0  | 0  | 0   | 0  | 0  | 0    | .000 | .000  | 1    | -     |
| 1985    | 3   | Cummings, Chris      | 87 | 270 | 65 | 85 | .315 | 16 | 5  | 0  | 117 | .433 | 50  | 10  | 4  | 13 | 15  | 18 | 34 | 2    | .390 | .824  | 35   | 15.00 |
| 2012    | 2   | Cunniff, Drew        | 16 | 22  | 1  | 5  | .227 | 1  | 0  | 0  | 6   | .273 | 3   | 0   | 0  | 0  | 0   | 4  | 4  | 0    | .346 | .619  | 2    | 5.50  |
| 2002    | 1   | Curto, Steve         | 16 | 37  | 3  | 4  | .108 | 2  | 0  | 0  | 6   | .162 | 3   |     |    |    | 11  | 2  | 1  | .175 | .337 | 4     | 3.36 |       |
| 1972    | 1   | D'Ambra, Frank       | 1  | 0   | 0  | 0  | .000 | 0  | 0  | 0  | 0   | .000 | 0   | 0   | 0  | 0  | 0   | 0  | 0  | 0    | .000 | .000  | 0    | -     |
| 1994    | 2   | Daichendt, Jim       | 19 | 28  | 6  | 6  | .214 | 2  | 0  | 0  | 8   | .286 | 4   | 0   | 0  | 0  | 0   | 7  | 0  | 1    | .241 | .527  | 2    | 4.00  |
| 1999    | 1   | Danneger, Craig      | 2  | 0   | 0  | 0  | .000 | 0  | 0  | 0  | 0   | .000 | 0   | 0   | 0  | 0  |     | 0  | 0  | 0    | .000 | .000  | 0    | -     |
| 1995    | 2   | Dato, David          | 55 | 132 | 28 | 31 | .235 | 6  | 2  | 1  | 44  | .333 | 21  | 3   | 2  | 2  | 5   | 12 | 16 | 6    | .340 | .673  | 14   | 11.00 |
| 2017    | 2   | Davis, Sean          | 47 | 96  | 29 | 29 | .302 | 3  | 1  | 0  | 34  | .354 | 19  | 0   | 3  | 6  | 6   | 18 | 16 | 5    | .417 | .782  | 11   | 5.33  |
| 2009    | 3   | Day, John            | 94 | 288 | 83 | 88 | .306 | 4  | 0  | 2  | 98  | .340 | 44  | 4   | 2  | 12 |     | 40 | 61 | 9    | .439 | .779  | 4    | 7.20  |
| 2016    | 2   | Day, Jimmy           | 70 | 211 | 75 | 74 | .351 | 15 | 5  | 6  | 117 | .555 | 51  | 6   | 5  | 21 | 14  | 30 | 9  | 21   | .423 | .977  | 5    | 7.03  |
| 1983    | 1   | Dehnert, Jeff        | 2  | 0   | 1  | 0  | .000 | 0  | 0  | 0  | 0   | .000 | 0   | 0   | 0  | 0  | 0   | 0  | 0  | 0    | .000 | .000  | 0    | -     |
| 2016    | 2   | Dehnert, Patrick     | 67 | 201 | 34 | 76 | .378 | 16 | 2  | 3  | 105 | .522 | 44  | 0   | 2  | 1  | 1   | 19 | 26 | 6    | .460 | .982  | 9    | 10.58 |
| 2001    | 2   | Del Olmo, Rick       | 13 | 1   | 1  | 0  | .000 | 0  | 0  | 0  | 0   | .000 | 0   |     |    | 0  |     | 0  | 1  | 0    | .500 | .500  |      | -     |
| 2015    | 2   | Delaurentis, Anthony | 33 | 86  | 18 | 30 | .349 | 3  | 1  | 7  | 56  | .651 | 30  | 1   | 3  | 2  | 2   | 32 | 14 | 1    | .433 | 1.084 | 2    | 2.69  |
| 2022    | 1   | Dern, Brady          | 11 | 20  | 3  | 4  | .200 | 0  | 0  | 0  | 4   | .200 | 3   | 1   | 0  | 1  | 1   | 3  | 2  | 0    | .273 | .473  | 0    | 6.67  |
| 1966    | 1   | Dickey, Bill         | 21 | 64  | 7  | 14 | .219 | 3  | 0  | 0  | 17  | .266 | 11  | 0   | 0  | 2  |     | 8  | 4  | 0    | .265 | .530  | 6    | 8.00  |
| 2005    | 2   | DiMonte, Tony        | 65 | 188 | 56 | 72 | .383 | 16 | 3  | 6  | 112 | .596 | 61  | 0   | 5  | 0  |     | 29 | 16 | 4    | .432 | 1.028 | 1    | 6.48  |
| 1969    | 1   | Dineen, Tom          | 7  | 2   | 1  | 1  | .500 | 0  | 0  | 0  | 1   | .500 | 2   | 0   | 0  | 2  |     | 1  | 0  | 0    | .500 | 1.000 | 1    | 2.00  |
| 1993    | 3   | Dioguardi, Jamie     | 66 | 137 | 30 | 39 | .285 | 8  | 2  | 3  | 60  | .438 | 23  | 8   | 1  | 16 | 23  | 27 | 13 | 4    | .361 | .799  | 6    | 5.07  |
| 2015    | 2   | Dodge, Casey         | 54 | 161 | 18 | 67 | .416 | 6  | 0  | 1  | 76  | .472 | 32  | 4   | 5  | 2  | 3   | 18 | 8  | 7    | .453 | .925  | 7    | 8.94  |
| 1973    | 1   | Donavan, Kevin       | 5  | 7   | 1  | 0  | .000 | 0  | 0  | 0  | 0   | .000 | 0   | 0   | 0  | 0  |     | 5  | 0  | 0    | .000 | .000  | 1    | 1.40  |
| 1993    | 2   | Doty, Zack           | 7  | 0   | 1  | 0  | .000 | 0  | 0  | 0  | 0   | .000 | 0   | 0   | 0  | 0  | 0   | 1  | 0  | 0    | .000 | .000  | 0    | -     |
| 2013    | 2   | Dowdy, Eric          | 19 | 5   | 7  | 0  | .000 | 0  | 0  | 0  | 0   | .000 | 0   | 0   | 0  | 3  | 3   | 2  | 1  | 0    | .167 | .167  | 0    | 2.50  |
| 1970    | 2   | Dowling, Geoff       | 31 | 61  | 6  | 15 | .246 | 1  | 0  | 0  | 16  | .262 | 5   | 2   | 0  | 3  |     | 17 | 8  | 4    | .370 | .632  | 6    | 3.59  |
| 2013    | 2   | Dragosz, Justin      | 52 | 139 | 20 | 41 | .295 | 8  | 0  | 3  | 58  | .417 | 26  | 0   | 2  | 0  | 0   | 28 | 10 | 1    | .342 | .759  | 4    | 4.96  |
| 1995    | 2   | Dreher, Brad         | 54 | 63  | 15 | 19 | .302 | 1  | 1  | 0  | 22  | .349 | 12  | 1   | 2  | 4  | 5   | 16 | 12 | 0    | .403 | .752  | 2    | 3.94  |
| 1970    | 2   | Duhaime, Mike        | 15 | 22  | 4  | 2  | .091 | 1  | 0  | 0  | 3   | .136 | 0   | 4   | 0  | 1  |     | 7  | 3  | 0    | .200 | .336  | 6    | 3.14  |
| 1980    | 2   | Dunn, Chuck          | 59 | 162 | 32 | 58 | .358 | 12 | 6  | 3  | 91  | .562 | 45  | 3   | 1  | 9  |     | 33 | 32 | 2    | .467 | 1.029 | 7    | 4.91  |
| 1982    | 2   | Duval, Jerry         | 21 | 37  | 8  | 5  | .135 | 2  | 0  | 0  | 7   | .189 | 2   | 0   | 0  | 1  |     | 3  | 5  | 1    | .256 | .445  | 2    | 12.33 |

## BHS Career: Alphabetical Listing of All Players' Batting Statistics

| Grad Yr | Yrs | NAME               | G   | AB  | R   | H   | AVG   | 2B | 3B | HR | TB  | SLG   | RBI | SAC | SF | SB | ATT | SO | BB | HB   | OBA   | OPS   | E    | AB:SO |
|---------|-----|--------------------|-----|-----|-----|-----|-------|----|----|----|-----|-------|-----|-----|----|----|-----|----|----|------|-------|-------|------|-------|
| 1984    | 2   | Eckl, Bob          | 28  | 14  | 1   | 1   | .071  | 0  | 0  | 0  | 1   | .071  | 1   | 0   | 0  | 0  | 0   | 2  | 3  | 0    | .235  | .307  | 5    | 7.00  |
| 2008    | 1   | Ehmen, Ryan        | 11  | 13  | 5   | 2   | .154  | 0  | 0  | 0  | 2   | .154  | 1   | 0   | 0  |    | 4   | 0  | 0  | .154 | .308  |       | 3.25 |       |
| 1978    | 1   | Eichstaedt, Carl   | 16  | 57  | 12  | 14  | .246  | 1  | 0  | 1  | 18  | .316  | 12  | 1   | 0  | 0  |     | 14 | 6  | 2    | .338  | .654  | 2    | 4.07  |
| 2022    | 1   | Eisenbarth, Logan  | 25  | 81  | 16  | 26  | .321  | 6  | 0  | 7  | 53  | .654  | 27  | 0   | 2  | 0  | 0   | 15 | 8  | 0    | .374  | 1.028 | 2    | 5.40  |
| 1973    | 2   | Eldridge, Rob      | 10  | 8   | 0   | 1   | .125  | 0  | 0  | 0  | 1   | .125  | 1   | 0   | 0  | 1  |     | 5  | 1  | 0    | .222  | .347  | 0    | 1.60  |
| 2019    | 4   | Elliott, Clark     | 106 | 284 | 115 | 105 | .370  | 20 | 2  | 9  | 156 | .549  | 87  | 3   | 6  | 32 | 32  | 32 | 83 | 15   | .523  | 1.072 | 26   | 8.88  |
| 1993    | 3   | Engle, Jeremy      | 58  | 109 | 31  | 36  | .330  | 11 | 0  | 3  | 56  | .514  | 24  | 1   | 2  | 7  | 8   | 22 | 11 | 5    | .409  | .923  | 10   | 3.42  |
| 2018    | 2   | Ensign, Daniel     | 19  | 6   | 3   | 1   | .167  | 0  | 0  | 0  | 1   | .167  | 0   | 0   | 0  | 0  | 0   | 3  | 0  | 0    | .167  | .333  | 2    | 3.42  |
| 2022    | 1   | Ensign, James      | 4   | 2   | 3   | 1   | .500  | 0  | 0  | 0  | 1   | .500  | 2   | 0   | 0  | 1  | 1   | 1  | 0  | 0    | .500  | 1.000 | 0    | 9.91  |
| 1998    | 2   | Erker, Paul        | 19  | 12  | 2   | 2   | .167  | 1  | 0  | 0  | 3   | .250  | 2   | 0   | 0  | 0  | 0   | 3  | 1  | 0    | .231  | .481  | 2    | 4.00  |
| 1999    | 3   | Ermilio, Rocky     | 56  | 118 | 31  | 37  | .314  | 7  | 0  | 5  | 59  | .500  | 32  | 0   | 2  | 3  | 2   | 21 | 8  | 1    | .357  | .857  | 5    | 5.62  |
| 2011    | 1   | Estanislao, Alej   | 0   | 0   | 0   | 0   | .000  | 0  | 0  | 0  | 0   | .000  | 0   | 0   | 0  | 0  | 0   | 0  | 0  | 0    | .000  | .000  | 0    | -     |
| 1990    | 1   | Etters, Travis     | 1   | 1   | 1   | 1   | 1.000 | 0  | 0  | 0  | 1   | 1.000 | 0   | 0   | 0  | 0  | 0   | 0  | 0  | 0    | 1.000 | 2.000 | 0    | -     |
| 1984    | 2   | Evanger, Jim       | 27  | 36  | 4   | 7   | .194  | 1  | 0  | 0  | 8   | .222  | 0   | 0   | 0  | 0  | 1   | 8  | 7  | 0    | .326  | .548  | 2    | 4.50  |
| 1984    | 1   | Evarrs, Dan        | 5   | 7   | 1   | 1   | .143  | 0  | 0  | 0  | 1   | .143  | 0   | 0   | 0  | 0  | 0   | 2  | 0  | 0    | .143  | .286  | 0    | 3.50  |
| 1997    | 2   | Faber, Brian       | 22  | 4   | 2   | 0   | .000  | 0  | 0  | 0  | 0   | .000  | 0   | 0   | 0  | 0  | 0   | 4  | 0  | 0    | .000  | .000  | 2    | 1.00  |
| 1989    | 1   | Faith, Matt        | 16  | 15  | 3   | 3   | .200  | 0  | 0  | 0  | 3   | .200  | 2   | 1   | 0  | 0  | 0   | 4  | 0  | 1    | .250  | .450  | 4    | 3.75  |
| 1986    | 2   | Faith, Peter       | 49  | 95  | 20  | 34  | .358  | 9  | 1  | 9  | 72  | .758  | 37  | 1   | 2  | 0  | 0   | 20 | 19 | 0    | .457  | 1.215 | 8    | 4.75  |
| 1999    | 3   | Favia, Frank       | 82  | 223 | 72  | 89  | .399  | 17 | 1  | 8  | 132 | .592  | 66  | 0   | 5  | 4  | 7   | 26 | 26 | 5    | .463  | 1.055 | 15   | 8.58  |
| 2002    | 2   | Feit, Jake         | 18  | 2   | 0   | 1   | .500  | 0  | 0  | 0  | 1   | .500  | 1   |     |    | 0  |     | 0  | 1  | 1    | .750  | 1.250 | 2    | -     |
| 1976    | 2   | Feit, John         | 59  | 163 | 30  | 46  | .282  | 15 | 0  | 3  | 70  | .429  | 32  | 5   | 0  | 3  |     | 50 | 27 | 2    | .391  | .820  | 9    | 3.26  |
| 1973    | 2   | Feit, Mike         | 47  | 117 | 30  | 33  | .282  | 5  | 3  | 1  | 47  | .402  | 21  | 1   | 0  | 13 |     | 29 | 17 | 2    | .382  | .784  | 2    | 4.03  |
| 1996    | 3   | Feit, Mike Jr.     | 41  | 68  | 22  | 20  | .294  | 1  | 0  | 3  | 30  | .441  | 17  | 4   | 1  | 3  | 3   | 17 | 5  | 2    | .355  | .796  | 3    | 4.00  |
| 1988    | 1   | Fencik, Chris      | 6   | 6   | 0   | 2   | .333  | 0  | 0  | 0  | 2   | .333  | 3   | 0   | 0  | 0  | 0   | 0  | 0  | 0    | .333  | .667  | 3    | -     |
| 1974    | 2   | Fencik, Scott      | 45  | 67  | 23  | 16  | .239  | 3  | 1  | 1  | 24  | .358  | 4   | 1   | 0  | 7  |     | 24 | 8  | 0    | .320  | .678  | 2    | 2.79  |
| 1995    | 2   | Findley, Jim       | 11  | 1   | 5   | 1   | 1.000 | 1  | 0  | 0  | 2   | 2.000 | 2   | 0   | 0  | 0  | 0   | 0  | 2  | 1    | 1.000 | 3.000 | 0    | -     |
| 1989    | 2   | Fitzgerald, Bryan  | 45  | 96  | 39  | 32  | .333  | 6  | 2  | 1  | 45  | .469  | 13  | 1   | 1  | 6  | 7   | 23 | 18 | 1    | .440  | .908  | 3    | 4.17  |
| 2011    | 2   | Fitzpatrick, Kyle  | 38  | 66  | 15  | 9   | .136  | 1  | 0  | 0  | 10  | .152  | 6   | 0   | 0  | 2  | 2   | 24 | 11 | 5    | .305  | .456  | 7    | 2.75  |
| 2020    | 1   | Fitzpatrick, Tommy | 32  | 25  | 20  | 7   | .280  | 3  | 0  | 0  | 10  | .400  | 3   | 0   | 0  | 10 | 11  | 4  | 2  | 1    | .357  | .757  | 0    | 6.25  |
| 1998    | 2   | Flubacker, Kyle    | 82  | 262 | 101 | 91  | .347  | 21 | 4  | 5  | 135 | .515  | 34  | 0   | 2  | 59 | 64  | 40 | 34 | 5    | .429  | .944  | 9    | 6.55  |
| 2010    | 2   | Foderaro, Derrick  | 70  | 209 | 45  | 68  | .325  | 12 | 1  | 3  | 91  | .435  | 40  | 2   | 5  | 7  | 7   | 30 | 29 | 2    | .404  | .839  | 10   | 6.97  |
| 2012    | 2   | Foley, Aaron       | 59  | 172 | 28  | 57  | .331  | 11 | 3  | 3  | 83  | .483  | 28  | 2   | 1  | 2  | 2   | 28 | 11 | 3    | .380  | .862  | 10   | 6.14  |
| 1979    | 2   | Forster, Bill      | 24  | 76  | 17  | 24  | .316  | 5  | 0  | 0  | 29  | .382  | 7   | 0   | 0  | 5  |     | 8  | 15 | 0    | .429  | .810  | 1    | 9.50  |
| 1992    | 1   | Francour, Eric     | 17  | 29  | 1   | 6   | .207  | 2  | 0  | 0  | 8   | .276  | 1   | 0   | 0  | 1  | 1   | 2  | 2  | 0    | .258  | .534  | 0    | 14.50 |
| 2002    | 4   | Franzese, Jon      | 92  | 261 | 73  | 93  | .356  | 14 | 0  | 27 | 188 | .720  | 96  | 1   | 0  | 0  |     | 34 | 56 | 6    | .480  | 1.200 | 13   | 7.68  |
| 1995    | 2   | Franzese, Nick     | 76  | 231 | 38  | 91  | .394  | 27 | 3  | 7  | 145 | .628  | 72  | 0   | 5  | 2  | 2   | 23 | 22 | 3    | .444  | 1.072 | 10   | 10.04 |
| 1981    | 2   | Fredericks, Don    | 34  | 87  | 17  | 29  | .333  | 3  | 2  | 2  | 39  | .448  | 21  | 1   | 1  | 2  |     | 18 | 15 | 3    | .443  | .892  | 3    | 4.83  |

## BHS Career: Alphabetical Listing of All Players' Batting Statistics

| Grad Yr | Yrs | NAME                | G  | AB  | R  | H  | AVG   | 2B | 3B | HR | TB  | SLG   | RBI | SAC | SF | SB | ATT | SO | BB | HB   | OBA   | OPS   | E    | AB:SO |
|---------|-----|---------------------|----|-----|----|----|-------|----|----|----|-----|-------|-----|-----|----|----|-----|----|----|------|-------|-------|------|-------|
| 1982    | 1   | Fredericks, John    | 2  | 0   | 0  | 0  | .000  | 0  | 0  | 0  | 0   | .000  | 0   | 0   | 0  | 0  | 0   | 0  | 0  | 0    | .000  | .000  | 0    | -     |
| 1998    | 2   | Freese, Brian       | 8  | 4   | 2  | 2  | .500  | 0  | 0  | 0  | 2   | .500  | 1   | 0   | 0  | 0  | 0   | 0  | 0  | 0    | .500  | 1.000 | 0    | -     |
| 2001    | 2   | Friedman, Aaron     | 6  | 6   | 0  | 1  | .167  | 0  | 0  | 0  | 1   | .167  | 1   |     |    | 0  | 1   | 0  | 0  | .167 | .333  |       | 6.00 |       |
| 2018    | 2   | Gagne, Johnny       | 44 | 92  | 28 | 29 | .315  | 1  | 0  | 0  | 30  | .326  | 10  | 8   | 0  | 11 | 14  | 12 | 9  | 1    | .382  | .666  | 8    | -     |
| 2011    | 2   | Gallagher, Devin    | 38 | 74  | 5  | 16 | .216  | 4  | 0  | 1  | 23  | .311  | 12  | 0   | 0  | 0  | 0   | 27 | 9  | 0    | .301  | .612  | 3    | 2.74  |
| 1992    | 2   | Galyon, Matt        | 11 | 24  | 3  | 5  | .208  | 0  | 0  | 0  | 5   | .208  | 2   | 0   | 0  | 1  | 1   | 2  | 0  | 1    | .240  | .448  | 3    | 12.00 |
| 2020    | 1   | Gardner, Jon        | 37 | 99  | 21 | 28 | .283  | 7  | 0  | 0  | 35  | .354  | 22  | 1   | 2  | 5  | 5   | 18 | 8  | 2    | .342  | .696  | 11   | 5.50  |
| 2017    | 1   | Gardner, Nick       | 1  | 0   | 1  | 0  | .000  | 0  | 0  | 0  | 0   | .000  | 0   | 0   | 0  | 0  | 0   | 0  | 0  | 0    | .000  | .000  | 1    | -     |
| 2020    | 1   | Gazda, Nate         | 33 | 74  | 21 | 18 | .243  | 3  | 0  | 0  | 21  | .284  | 10  | 2   | 1  | 10 | 10  | 16 | 9  | 3    | .345  | .629  | 7    | 4.63  |
| 1992    | 2   | George, Jamey       | 35 | 48  | 13 | 12 | .250  | 0  | 1  | 0  | 14  | .292  | 3   | 6   | 0  | 8  | 9   | 9  | 15 | 1    | .438  | .729  | 9    | 5.33  |
| 1976    | 2   | George, Leo         | 68 | 210 | 72 | 80 | .381  | 22 | 1  | 13 | 143 | .681  | 66  | 5   | 0  | 20 |     | 40 | 56 | 1    | .513  | 1.194 | 16   | 5.25  |
| 2011    | 2   | Gerrard, Greg       | 10 | 0   | 0  | 0  | .000  | 0  | 0  | 0  | 0   | .000  | 0   | 0   | 0  | 0  | 0   | 0  | 0  | 0    | .000  | .000  | 0    | -     |
| 1984    | 1   | Gessert, Jon        | 7  | 5   | 0  | 0  | .000  | 0  | 0  | 0  | 0   | .000  | 0   | 0   | 0  | 0  | 0   | 2  | 1  | 0    | .167  | .167  | 1    | 2.50  |
| 2004    | 3   | Gibson, Nate        | 68 | 195 | 44 | 58 | .297  | 11 | 0  | 3  | 78  | .400  | 47  | 7   | 3  | 7  |     | 41 | 14 | 13   | .378  | .778  | 4    | 4.76  |
| 1984    | 1   | Giesler, Doug       | 1  | 1   | 0  | 1  | 1.000 | 1  | 0  | 0  | 2   | 2.000 | 0   | 0   | 0  | 0  | 0   | 0  | 0  | 0    | 1.000 | 3.000 | 0    | -     |
| 1978    | 1   | Gilleland, Scott    | 26 | 75  | 21 | 26 | .347  | 5  | 3  | 2  | 43  | .573  | 24  | 1   | 0  | 1  |     | 12 | 4  | 0    | .380  | .953  | 1    | 6.25  |
| 2006    | 2   | Gilly, Erik         | 13 | 1   | 1  | 0  | .000  | 0  | 0  | 0  | 0   | .000  | 0   | 1   | 0  | 1  |     | 0  | 0  | 0    | .000  | .000  | 3    | -     |
| 1999    | 1   | Giovannelli, Jeff   | 2  | 0   | 0  | 0  | .000  | 0  | 0  | 0  | 0   | .000  | 0   | 0   | 0  | 0  |     | 0  | 0  | 0    | .000  | .000  | 0    | -     |
| 2012    | 2   | Gitelis, Justin     | 32 | 66  | 5  | 21 | .318  | 4  | 0  | 0  | 25  | .379  | 11  | 0   | 0  | 0  | 0   | 11 | 4  | 1    | .366  | .745  | 0    | 6.00  |
| 1969    | 1   | Glantz, Dave        | 26 | 70  | 9  | 28 | .400  | 4  | 0  | 2  | 38  | .543  | 21  | 2   | 0  | 0  |     | 15 | 9  | 0    | .468  | 1.011 | 8    | 4.67  |
| 1991    | 2   | Glendinning, Brent  | 18 | 0   | 1  | 0  | .000  | 0  | 0  | 0  | 0   | .000  | 0   | 0   | 0  | 0  | 0   | 0  | 1  | 0    | 1.000 | 1.000 | 1    | -     |
| 2003    | 1   | Gockenbach, Charlie | 5  | 2   | 0  | 0  | .000  | 0  | 0  | 0  | 0   | .000  | 0   | 0   | 0  | 0  |     | 0  | 0  | 0    | .000  | .000  | 0    | -     |
| 2010    | 1   | Gockenback, Jim     | 1  | 1   | 0  | 0  | .000  | 0  | 0  | 0  | 0   | .000  | 0   | 0   | 0  | 0  | 0   | 0  | 0  | 0    | .000  | .000  | 0    | -     |
| 1981    | 2   | Goebbert, Lloyd     | 11 | 3   | 0  | 0  | .000  | 0  | 0  | 0  | 0   | .000  | 1   | 0   | 0  | 0  |     | 0  | 1  | 0    | .250  | .250  | 0    | -     |
| 2008    | 2   | Golek, Jack         | 62 | 188 | 9  | 63 | .335  | 17 | 0  | 7  | 101 | .537  | 51  | 0   | 4  | 0  |     | 26 | 33 | 9    | .449  | .986  |      | 7.23  |
| 1983    | 1   | Goodman, Tony       | 1  | 1   | 0  | 0  | .000  | 0  | 0  | 0  | 0   | .000  | 0   | 0   | 0  | 0  |     | 0  | 0  | 0    | .000  | .000  | 0    | -     |
| 2017    | 2   | Gosswein, Blake     | 60 | 97  | 44 | 37 | .381  | 5  | 0  | 1  | 45  | .464  | 26  | 1   | 1  | 25 | 26  | 8  | 18 | 4    | .492  | .956  | 5    | 12.13 |
| 2017    | 2   | Gosswein, Brooks    | 1  | 0   | 1  | 0  | .000  | 0  | 0  | 0  | 0   | .000  | 0   | 0   | 0  | 0  | 0   | 0  | 0  | 0    | .000  | .000  | 1    | -     |
| 2008    | 2   | Grabowski, Bryan    | 50 | 168 | 35 | 53 | .315  | 3  | 1  | 3  | 67  | .399  | 28  | 0   | 0  | 0  |     | 17 | 13 | 2    | .372  | .770  |      | 9.88  |
| 2012    | 2   | Grabowski, Charles  | 7  | 7   | 3  | 3  | .429  | 0  | 0  | 0  | 3   | .429  | 0   | 0   | 0  | 0  | 0   | 0  | 1  | 0    | .500  | .929  | 0    | -     |
| 1977    | 2   | Grant, Randy        | 25 | 67  | 13 | 19 | .284  | 3  | 2  | 0  | 26  | .388  | 8   | 1   | 0  | 0  |     | 22 | 4  | 0    | .324  | .712  | 5    | 3.05  |
| 1972    | 1   | Griffing, Scott     | 6  | 7   | 3  | 2  | .286  | 0  | 0  | 0  | 2   | .286  | 1   | 0   | 0  | 0  |     | 2  | 1  | 0    | .375  | .661  | 1    | 3.50  |
| 1992    | 1   | Griffith, Joel      | 1  | 1   | 0  | 0  | .000  | 0  | 0  | 0  | 0   | .000  | 0   | 0   | 0  | 0  | 0   | 1  | 0  | 0    | .000  | .000  | 0    | 1.00  |
| 2003    | 2   | Grimm, Bobby        | 4  | 0   | 0  | 0  | .000  | 0  | 0  | 0  | 0   | .000  | 0   | 0   | 0  | 0  |     | 0  | 0  | 0    | .000  | .000  | 0    | -     |
| 2003    | 1   | Gruber, Marty       | 2  | 2   | 0  | 0  | .000  | 0  | 0  | 0  | 0   | .000  | 0   | 0   | 0  | 0  |     | 1  | 0  | 0    | .000  | .000  | 0    | 2.00  |
| 1986    | 2   | Halborg, Craig      | 46 | 84  | 20 | 24 | .286  | 5  | 0  | 1  | 32  | .381  | 20  | 3   | 2  | 1  | 1   | 8  | 15 | 2    | .398  | .779  | 0    | 10.50 |
| 1980    | 1   | Hale, Dan           | 9  | 1   | 1  | 0  | .000  | 0  | 0  | 0  | 0   | .000  | 0   | 0   | 0  | 0  |     | 0  | 1  | 0    | .500  | .500  | 0    | -     |

## BHS Career: Alphabetical Listing of All Players' Batting Statistics

| Grad Yr | Yrs | NAME               | G   | AB  | R   | H   | AVG   | 2B | 3B | HR | TB  | SLG   | RBI | SAC | SF | SB | ATT | SO | BB | HB | OBA   | OPS   | E  | AB:SO |
|---------|-----|--------------------|-----|-----|-----|-----|-------|----|----|----|-----|-------|-----|-----|----|----|-----|----|----|----|-------|-------|----|-------|
| 2007    | 3   | Hall, Dain         | 105 | 359 | 112 | 151 | .421  | 22 | 3  | 17 | 230 | .641  | 83  | 0   | 3  | 35 |     | 33 | 47 | 2  | .487  | 1.127 | 32 | 10.88 |
| 2009    | 2   | Handler, Gus       | 63  | 184 | 39  | 51  | .277  | 10 | 0  | 14 | 103 | .560  | 59  | 0   | 1  | 0  |     | 52 | 31 | 5  | .394  | .953  | 8  | 3.54  |
| 1971    | 2   | Harrell, Bob       | 27  | 63  | 17  | 20  | .317  | 5  | 0  | 0  | 25  | .397  | 17  | 4   | 0  | 4  |     | 6  | 5  | 5  | .411  | .808  | 1  | 10.50 |
| 1969    | 1   | Harris, George     | 21  | 54  | 8   | 14  | .259  | 2  | 0  | 0  | 16  | .296  | 11  | 3   | 0  | 0  |     | 9  | 5  | 0  | .322  | .618  | 3  | 6.00  |
| 2022    | 1   | Hartshorn, Drew    | 2   | 2   | 0   | 0   | .000  | 0  | 0  | 0  | 0   | .000  | 1   | 0   | 0  | 0  | 0   | 1  | 0  | 0  | .000  | .000  | 0  | 2.00  |
| 1996    | 1   | Hartwig, Andy      | 2   | 1   | 0   | 0   | .000  | 0  | 0  | 0  | 0   | .000  | 0   | 0   | 0  | 0  | 0   | 0  | 0  | 0  | .000  | .000  | 0  | -     |
| 1970    | 1   | Hartwig, Bill      | 5   | 9   | 0   | 2   | .222  | 0  | 0  | 0  | 2   | .222  | 1   | 1   | 0  | 0  |     | 1  | 0  | 0  | .222  | .444  | 0  | 9.00  |
| 1976    | 1   | Hartwig, Greg      | 9   | 3   | 0   | 0   | .000  | 0  | 0  | 0  | 0   | .000  | 0   | 0   | 0  | 0  |     | 0  | 0  | 0  | .000  | .000  | 0  | -     |
| 2015    | 1   | Harvey, Jack       | 2   | 0   | 1   | 0   | .000  | 0  | 0  | 0  | 0   | .000  | 0   | 0   | 0  | 0  | 0   | 0  | 0  | 0  | .000  | .000  | 0  | -     |
| 1996    | 2   | Hauser, Eric       | 42  | 52  | 12  | 11  | .212  | 1  | 1  | 1  | 17  | .327  | 6   | 3   | 0  | 2  | 2   | 12 | 4  | 0  | .268  | .595  | 1  | 4.33  |
| 1999    | 1   | Heath, Michael     | 20  | 16  | 1   | 2   | .125  | 0  | 0  | 0  | 2   | .125  | 1   | 1   | 0  | 1  |     | 7  | 2  | 0  | .222  | .347  | 0  | 2.29  |
| 1986    | 1   | Heine, Jim         | 13  | 14  | 0   | 1   | .071  | 0  | 0  | 0  | 1   | .071  | 0   | 0   | 0  | 0  | 0   | 4  | 1  | 0  | .133  | .205  | 1  | 3.50  |
| 1970    | 1   | Heineman, Mark     | 14  | 28  | 9   | 8   | .286  | 1  | 0  | 0  | 9   | .321  | 6   | 1   | 0  | 4  |     | 6  | 4  | 4  | .444  | .766  | 2  | 4.67  |
| 1990    | 2   | Henderson, Craig   | 14  | 0   | 0   | 0   | .000  | 0  | 0  | 0  | 0   | .000  | 0   | 0   | 0  | 0  | 0   | 0  | 0  | 0  | .000  | .000  | 4  | -     |
| 1977    | 2   | Hewes, Dave        | 37  | 68  | 17  | 20  | .294  | 2  | 0  | 0  | 22  | .324  | 8   | 2   | 0  | 1  |     | 25 | 7  | 2  | .377  | .700  | 0  | 2.72  |
| 1971    | 1   | Heyse, Bob         | 11  | 14  | 3   | 3   | .214  | 2  | 0  | 0  | 5   | .357  | 0   | 1   | 0  | 0  |     | 1  | 3  | 0  | .353  | .710  | 2  | 14.00 |
| 1971    | 2   | Heyse, Don         | 15  | 19  | 1   | 1   | .053  | 0  | 0  | 0  | 1   | .053  | 2   | 0   | 0  | 0  |     | 8  | 4  | 0  | .217  | .270  | 5  | 2.38  |
| 2012    | 1   | Hillestad, Bennet  | 2   | 1   | 0   | 1   | 1.000 | 0  | 0  | 0  | 1   | 1.000 | 1   | 0   | 0  | 0  |     | 0  | 1  | 0  | 1.000 | 2.000 | 2  | -     |
| 2000    | 2   | Hilliard, Jonathan | 1   | 0   | 0   | 0   | .000  | 0  | 0  | 0  | 0   | .000  | 0   | 0   | 0  | 0  |     | 0  | 0  | 0  | .000  | .000  | 0  | -     |
| 2008    | 3   | Hirsch, Dave       | 14  | 20  | 2   | 3   | .150  | 0  | 0  | 0  | 3   | .150  | 2   | 0   | 0  | 0  |     | 6  | 4  | 0  | .292  | .442  | 1  | 3.33  |
| 2019    | 1   | Hoelter, Patrick   | 1   | 1   | 0   | 0   | .000  | 0  | 0  | 0  | 0   | .000  | 0   | 0   | 0  | 0  | 0   | 0  | 0  | 0  | .000  | .000  | 0  | -     |
| 2022    | 1   | Hoffman, Danny     | 11  | 29  | 5   | 5   | .172  | 1  | 0  | 0  | 6   | .207  | 5   | 1   | 0  | 2  | 2   | 7  | 2  | 0  | .226  | .433  | 4  | 4.14  |
| 1973    | 2   | Hoffman, Dave      | 13  | 19  | 4   | 3   | .158  | 0  | 0  | 0  | 3   | .158  | 2   | 0   | 0  | 1  |     | 5  | 10 | 0  | .448  | .606  | 4  | 3.80  |
| 1971    | 2   | Holke, Bill        | 55  | 148 | 29  | 45  | .304  | 5  | 3  | 2  | 62  | .419  | 33  | 2   | 0  | 3  |     | 11 | 14 | 3  | .376  | .795  | 19 | 13.45 |
| 2009    | 2   | Holke, Chris       | 50  | 163 | 37  | 50  | .307  | 12 | 0  | 4  | 74  | .454  | 26  | 0   | 1  | 5  |     | 22 | 18 | 3  | .384  | .838  | 10 | 7.41  |
| 2020    | 1   | Holler, Nate       | 2   | 3   | 1   | 1   | .333  | 1  | 0  | 0  | 2   | .667  | 1   | 0   | 0  | 0  | 0   | 0  | 0  | 0  | .333  | 1.000 |    | -     |
| 1970    | 2   | Holman, Ken        | 41  | 95  | 13  | 16  | .168  | 2  | 0  | 0  | 18  | .189  | 8   | 2   | 0  | 5  |     | 17 | 11 | 2  | .269  | .458  | 23 | 5.59  |
| 1971    | 1   | Holman, Ron        | 15  | 5   | 3   | 0   | .000  | 0  | 0  | 0  | 0   | .000  | 0   | 0   | 0  | 2  |     | 1  | 1  | 0  | .167  | .167  | 0  | 5.00  |
| 1986    | 1   | Holtz, Bill        | 8   | 1   | 4   | 0   | .000  | 0  | 0  | 0  | 0   | .000  | 0   | 0   | 0  | 0  | 0   | 0  | 0  | 0  | .000  | .000  | 0  | -     |
| 1983    | 2   | Hopkins, Derek     | 30  | 73  | 17  | 34  | .466  | 12 | 0  | 1  | 49  | .671  | 20  | 4   | 0  | 1  |     | 7  | 11 | 1  | .541  | 1.212 | 7  | 10.43 |
| 1987    | 1   | Hopkins, Scott     | 17  | 20  | 1   | 2   | .100  | 0  | 0  | 0  | 2   | .100  | 1   | 0   | 0  | 0  | 0   | 5  | 5  | 0  | .280  | .380  | 0  | 4.00  |
| 1975    | 2   | Horcher, Don       | 46  | 93  | 28  | 18  | .194  | 0  | 2  | 0  | 22  | .237  | 12  | 3   | 0  | 19 |     | 16 | 10 | 0  | .272  | .508  | 3  | 5.81  |
| 2018    | 2   | Horcher, Jake      | 30  | 73  | 22  | 21  | .288  | 3  | 0  | 1  | 27  | .370  | 10  | 1   | 0  | 7  | 9   | 12 | 9  | 2  | .381  | .751  | 2  | 6.08  |
| 2000    | 2   | Houder, Ryan       | 44  | 107 | 18  | 37  | .346  | 8  | 0  | 0  | 45  | .421  | 17  | 0   | 1  | 0  |     | 16 | 14 | 3  | .432  | .853  | 2  | 6.69  |
| 1988    | 2   | Huddlestun, Jason  | 53  | 94  | 26  | 29  | .309  | 3  | 0  | 3  | 41  | .436  | 19  | 6   | 0  | 9  | 12  | 15 | 15 | 2  | .414  | .851  | 13 | 6.27  |
| 1991    | 2   | Huddlestun, Ryan   | 31  | 71  | 18  | 26  | .366  | 5  | 0  | 2  | 37  | .521  | 20  | 1   | 0  | 1  | 1   | 4  | 8  | 0  | .430  | .952  | 3  | 17.75 |
| 1988    | 2   | Huddlestun, Todd   | 36  | 38  | 12  | 12  | .316  | 1  | 0  | 0  | 13  | .342  | 4   | 1   | 0  | 1  | 2   | 6  | 10 | 0  | .458  | .800  | 7  | 6.33  |



## BHS Career: Alphabetical Listing of All Players' Batting Statistics

| Grad Yr | Yrs | NAME                | G  | AB  | R  | H  | AVG   | 2B | 3B | HR | TB  | SLG   | RBI | SAC | SF | SB | ATT | SO | BB | HB | OBA   | OPS   | E  | AB:SO |
|---------|-----|---------------------|----|-----|----|----|-------|----|----|----|-----|-------|-----|-----|----|----|-----|----|----|----|-------|-------|----|-------|
| 1984    | 2   | Huntington, Greg    | 31 | 30  | 8  | 8  | .267  | 1  | 0  | 0  | 9   | .300  | 4   | 1   | 0  | 3  | 2   | 9  | 6  | 1  | .405  | .705  | 1  | 3.33  |
| 1992    | 2   | Hurzeler, Jim       | 13 | 2   | 1  | 0  | .000  | 0  | 0  | 0  | 0   | .000  | 0   | 0   | 0  | 0  | 0   | 1  | 0  | 0  | .000  | .000  | 0  | 2.00  |
| 1987    | 2   | Hynds, Brian        | 8  | 0   | 0  | 0  | .000  | 0  | 0  | 0  | 0   | .000  | 0   | 0   | 0  | 0  | 0   | 0  | 0  | 0  | .000  | .000  | 1  | -     |
| 2007    | 2   | Imielski, Matt      | 52 | 132 | 24 | 44 | .333  | 9  | 0  | 7  | 74  | .561  | 34  | 0   | 1  | 0  |     | 39 | 15 | 8  | .429  | .990  | 3  | 3.38  |
| 1977    | 2   | Jakus, Steve        | 61 | 163 | 29 | 45 | .276  | 6  | 0  | 0  | 51  | .313  | 26  | 9   | 0  | 4  |     | 26 | 25 | 2  | .379  | .692  | 25 | 6.27  |
| 1994    | 1   | James, Tony         | 1  | 1   | 0  | 1  | 1.000 | 0  | 0  | 0  | 1   | 1.000 | 0   | 0   | 0  | 0  | 0   | 0  | 0  | 0  | 1.000 | 2.000 | 1  | -     |
| 2008    | 2   | Janezic, Steve      | 52 | 121 | 20 | 40 | .331  | 11 | 0  | 2  | 57  | .471  | 24  | 0   | 2  | 0  |     | 29 | 16 | 0  | .403  | .874  |    | 4.17  |
| 1987    | 1   | Janke, Mike         | 1  | 1   | 0  | 0  | .000  | 0  | 0  | 0  | 0   | .000  | 0   | 0   | 0  | 0  | 0   | 1  | 0  | 0  | .000  | .000  | 0  | 1.00  |
| 1969    | 1   | Jansen, Randy       | 10 | 11  | 0  | 3  | .273  | 0  | 0  | 0  | 3   | .273  | 1   | 0   | 0  | 0  |     | 3  | 1  | 0  | .333  | .606  | 2  | 3.67  |
| 1970    | 2   | Jarrard, Clisby     | 53 | 177 | 44 | 70 | .395  | 5  | 3  | 0  | 81  | .458  | 36  | 8   | 0  | 41 | 0   | 23 | 12 | 3  | .443  | .900  | 7  | 7.70  |
| 1999    | 2   | Jarrard, Clisby Jr. | 53 | 129 | 32 | 39 | .302  | 6  | 1  | 1  | 50  | .388  | 17  | 4   | 2  | 2  | 1   | 20 | 23 | 1  | .406  | .794  | 5  | 6.45  |
| 1973    | 2   | Jarrett, Bill       | 47 | 125 | 30 | 33 | .264  | 4  | 1  | 2  | 45  | .360  | 27  | 3   | 0  | 7  |     | 34 | 18 | 2  | .366  | .726  | 2  | 3.68  |
| 2001    | 2   | Jaynes, Mike        | 65 | 178 | 46 | 50 | .281  | 10 | 0  | 5  | 75  | .421  | 25  |     |    | 2  |     | 29 | 47 | 2  | .436  | .857  |    | 6.14  |
| 1989    | 2   | Jefferson, Gary     | 40 | 71  | 18 | 24 | .338  | 2  | 0  | 3  | 35  | .493  | 19  | 2   | 1  | 3  | 5   | 13 | 11 | 2  | .435  | .928  | 2  | 5.46  |
| 2008    | 1   | Jenkins, Connor     | 19 | 27  | 13 | 6  | .222  | 0  | 0  | 0  | 6   | .222  | 1   | 1   | 0  | 0  |     | 7  | 4  | 0  | .323  | .545  |    | 3.86  |
| 2021    | 1   | Jenkins, Ryan       | 25 | 76  | 21 | 30 | .395  | 7  | 1  | 2  | 45  | .592  | 24  | 0   | 1  | 4  | 4   | 7  | 7  | 7  | .484  | 1.076 | 2  | 10.86 |
| 1976    | 1   | Jensen, Bruce       | 22 | 48  | 9  | 12 | .250  | 2  | 2  | 0  | 18  | .375  | 8   | 0   | 0  | 2  |     | 16 | 4  | 1  | .321  | .696  | 3  | 3.00  |
| 1994    | 2   | Jensen, Patrick     | 68 | 201 | 51 | 67 | .333  | 14 | 3  | 5  | 102 | .507  | 36  | 5   | 3  | 5  | 8   | 30 | 19 | 2  | .391  | .899  | 16 | 6.70  |
| 2004    | 3   | Jensen, Tim         | 21 | 5   | 1  | 1  | .200  | 0  | 0  | 0  | 1   | .200  | 1   | 0   | 0  | 0  |     | 1  | 0  | 0  | .200  | .400  | 1  | 5.00  |
| 2022    | 1   | Jno-Baptiste, Evan  | 24 | 56  | 21 | 19 | .339  | 2  | 2  | 0  | 25  | .446  | 16  | 1   | 1  | 9  | 10  | 10 | 9  | 2  | .441  | .888  | 1  | 5.60  |
| 2003    | 1   | Johnson, Andrew     | 3  | 0   | 0  | 0  | .000  | 0  | 0  | 0  | 0   | .000  | 0   | 0   | 0  | 0  |     | 0  | 0  | 0  | .000  | .000  | 0  | -     |
| 1995    | 3   | Johnson, Jermaine   | 59 | 139 | 38 | 45 | .324  | 7  | 2  | 2  | 62  | .446  | 24  | 0   | 2  | 7  | 10  | 22 | 9  | 2  | .368  | .814  | 2  | 6.32  |
| 1984    | 2   | Johnson, Jim        | 34 | 83  | 25 | 25 | .301  | 3  | 1  | 2  | 36  | .434  | 16  | 3   | 0  | 4  | 4   | 14 | 19 | 1  | .437  | .871  | 9  | 5.93  |
| 2015    | 2   | Johnson, Luke       | 66 | 190 | 47 | 65 | .342  | 14 | 2  | 2  | 89  | .468  | 35  | 3   | 2  | 11 | 16  | 14 | 18 | 0  | .395  | .864  | 9  | 13.57 |
| 1996    | 2   | Johnson, Rob        | 10 | 11  | 0  | 2  | .182  | 1  | 0  | 0  | 3   | .273  | 1   | 0   | 0  | 0  | 0   | 2  | 0  | 1  | .250  | .523  | 3  | 5.50  |
| 1984    | 1   | Jones, Dan          | 17 | 26  | 3  | 10 | .385  | 0  | 0  | 0  | 10  | .385  | 5   | 2   | 0  | 0  | 4   | 4  | 5  | 1  | .500  | .885  | 6  | 6.50  |
| 1982    | 2   | Jones, Kevin        | 50 | 160 | 37 | 64 | .400  | 10 | 3  | 1  | 83  | .519  | 29  | 4   | 0  | 3  |     | 11 | 16 | 0  | .455  | .973  | 15 | 14.55 |
| 1979    | 2   | Joyce, Mike         | 30 | 85  | 17 | 25 | .294  | 3  | 0  | 5  | 43  | .506  | 17  | 1   | 0  | 1  |     | 20 | 7  | 2  | .362  | .868  | 6  | 4.25  |
| 2004    | 2   | Judson, Tim         | 58 | 126 | 27 | 30 | .238  | 1  | 0  | 0  | 31  | .246  | 16  | 4   | 2  | 2  |     | 16 | 12 | 0  | .300  | .546  | 19 | 7.88  |
| 2022    | 1   | Kanak, Jackson      | 4  | 1   | 2  | 1  | 1.000 | 0  | 0  | 0  | 1   | 1.000 | 0   | 0   | 0  | 0  | 0   | 0  | 0  | 1  | 1.000 | 2.000 | 0  | -     |
| 2020    | 1   | Kanak, Ricky        | 1  | 1   | 0  | 0  | .000  | 0  | 0  | 0  | 0   | .000  | 0   | 0   | 0  | 0  | 0   | 0  | 0  | 0  | .000  | .000  | 1  | -     |
| 1989    | 2   | Kane, Mike          | 26 | 42  | 4  | 6  | .143  | 1  | 0  | 0  | 7   | .167  | 7   | 1   | 1  | 0  | 0   | 10 | 7  | 0  | .260  | .427  | 7  | 4.20  |
| 2006    | 2   | Kazmier, Keith      | 20 | 6   | 2  | 1  | .167  | 0  | 0  | 0  | 1   | .167  | 1   | 0   | 1  | 0  |     | 3  | 0  | 0  | .143  | .310  | 1  | 2.00  |
| 2006    | 2   | Keiser, Lucas       | 26 | 5   | 32 | 3  | .600  | 0  | 0  | 1  | 6   | 1.200 | 1   | 0   | 0  | 7  |     | 2  | 2  | 0  | .714  | 1.914 | 0  | 2.50  |
| 1980    | 2   | Kelsch, Joe         | 53 | 155 | 41 | 53 | .342  | 9  | 4  | 0  | 70  | .452  | 21  | 2   | 0  | 12 |     | 16 | 25 | 3  | .443  | .894  | 19 | 9.69  |
| 2021    | 1   | Kennicott, Harrison | 16 | 18  | 7  | 6  | .333  | 1  | 1  | 0  | 9   | .500  | 7   | 0   | 0  | 0  | 1   | 2  | 3  | 4  | .520  | 1.020 | 0  | 9.00  |
| 2001    | 1   | Kenny, Brian        | 16 | 16  | 3  | 5  | .313  | 1  | 0  | 0  | 6   | .375  | 2   |     |    | 1  |     | 2  | 3  | 1  | .450  | .825  |    | 8.00  |

## BHS Career: Alphabetical Listing of All Players' Batting Statistics

| Grad Yr | Yrs | NAME              | G  | AB  | R  | H  | AVG  | 2B | 3B | HR | TB  | SLG   | RBI | SAC | SF | SB | ATT | SO | BB | HB | OBA  | OPS   | E  | AB:SO |
|---------|-----|-------------------|----|-----|----|----|------|----|----|----|-----|-------|-----|-----|----|----|-----|----|----|----|------|-------|----|-------|
| 2000    | 2   | Kerns, Andrew     | 40 | 55  | 6  | 12 | .218 | 5  | 0  | 1  | 20  | .364  | 12  | 0   | 0  | 0  |     | 5  | 3  | 0  | .259 | .622  | 1  | 11.00 |
| 1977    | 2   | Kiefer, Mike      | 27 | 69  | 16 | 20 | .290 | 2  | 1  | 1  | 27  | .391  | 9   | 2   | 0  | 4  |     | 15 | 8  | 1  | .372 | .763  | 4  | 4.60  |
| 2015    | 1   | King, Dalton      | 1  | 0   | 1  | 0  | .000 | 0  | 0  | 0  | 0   | .000  | 0   | 0   | 0  | 0  | 0   | 0  | 0  | 0  | .000 | .000  | 0  | -     |
| 1984    | 2   | Koch, David       | 32 | 37  | 8  | 11 | .297 | 2  | 0  | 0  | 13  | .351  | 5   | 1   | 0  | 2  | 2   | 4  | 18 | 1  | .536 | .887  | 0  | 9.25  |
| 1977    | 2   | Koch, Steve       | 68 | 210 | 65 | 78 | .371 | 24 | 5  | 13 | 151 | .719  | 74  | 5   | 0  | 7  |     | 29 | 25 | 1  | .441 | 1.160 | 17 | 7.24  |
| 2021    | 1   | Koehler, Ryan     | 21 | 49  | 19 | 20 | .408 | 3  | 0  | 0  | 23  | .469  | 9   | 0   | 0  | 7  | 7   | 4  | 6  | 3  | .500 | .969  | 5  | 12.25 |
| 2020    | 1   | Koehler, Will     | 37 | 107 | 27 | 39 | .364 | 2  | 0  | 0  | 41  | .383  | 18  | 1   | 3  | 11 | 12  | 14 | 8  | 6  | .427 | .811  | 7  | 7.64  |
| 1972    | 2   | Koenen, John      | 33 | 76  | 10 | 24 | .316 | 3  | 2  | 2  | 37  | .487  | 21  | 3   | 0  | 1  |     | 6  | 9  | 2  | .402 | .889  | 6  | 12.67 |
| 2022    | 1   | Kohanzo, Jake     | 19 | 49  | 15 | 16 | .327 | 6  | 0  | 4  | 34  | .694  | 16  | 0   | 0  | 1  | 1   | 11 | 7  | 0  | .411 | 1.105 | 1  | 4.45  |
| 1978    | 1   | Kopf, Rick        | 5  | 8   | 1  | 1  | .125 | 0  | 0  | 0  | 1   | .125  | 0   | 0   | 0  | 0  |     | 4  | 1  | 0  | .222 | .347  | 1  | 2.00  |
| 2006    | 1   | Korcal, Ryan      | 0  | 0   | 0  | 0  | .000 | 0  | 0  | 0  | 0   | .000  | 0   | 0   | 0  | 0  |     | 0  | 0  | 0  | .000 | .000  | 0  | -     |
| 2017    | 3   | Korus, Jeff       | 64 | 151 | 52 | 51 | .338 | 10 | 0  | 0  | 61  | .404  | 26  | 0   | 3  | 17 | 18  | 16 | 29 | 8  | .461 | .872  | 0  | 9.44  |
| 1985    | 2   | Koski, Doug       | 14 | 0   | 0  | 0  | .000 | 0  | 0  | 0  | 0   | .000  | 0   | 1   | 0  | 0  | 0   | 0  | 0  | 0  | .000 | .000  | 1  | -     |
| 1982    | 2   | Kosty, Mike       | 13 | 30  | 4  | 7  | .233 | 0  | 0  | 1  | 10  | .333  | 11  | 2   | 0  | 0  |     | 7  | 2  | 0  | .281 | .615  | 2  | 4.29  |
| 2016    | 2   | Kozar, Matt       | 17 | 12  | 6  | 3  | .250 | 1  | 0  | 0  | 4   | .333  | 6   | 0   | 0  | 0  | 0   | 2  | 0  | 0  | .250 | .583  | 0  | 6.00  |
| 2017    | 2   | Kozlowski, Eric   | 43 | 113 | 3  | 37 | .327 | 9  | 2  | 2  | 55  | .487  | 31  | 1   | 2  | 1  | 1   | 27 | 14 | 3  | .409 | .899  | 3  | 4.19  |
| 2020    | 1   | Kozlowski, Luke   | 20 | 23  | 10 | 7  | .304 | 2  | 0  | 0  | 9   | .391  | 8   | 0   | 0  | 2  | 2   | 7  | 5  | 0  | .429 | .820  | 1  | 3.29  |
| 2020    | 1   | Kraus, Hayden     | 21 | 36  | 8  | 6  | .167 | 2  | 0  | 1  | 11  | .306  | 8   | 0   | 2  | 0  | 0   | 13 | 11 | 1  | .360 | .666  | 0  | 2.77  |
| 1990    | 2   | Kraus, Matt       | 65 | 191 | 61 | 59 | .309 | 11 | 4  | 9  | 105 | .550  | 52  | 2   | 0  | 12 | 13  | 26 | 18 | 2  | .374 | .924  | 2  | 7.35  |
| 1996    | 2   | Kristof, Ryan     | 8  | 8   | 2  | 0  | .000 | 0  | 0  | 0  | 0   | .000  | 2   | 0   | 0  | 0  | 0   | 2  | 2  | 0  | .200 | .200  | 0  | 4.00  |
| 1992    | 2   | Kristof, Tom      | 29 | 32  | 3  | 10 | .313 | 1  | 0  | 1  | 14  | .438  | 8   | 1   | 0  | 0  | 0   | 7  | 9  | 1  | .476 | .914  | 8  | 4.57  |
| 1996    | 2   | Krug, Ryan        | 36 | 68  | 8  | 24 | .353 | 4  | 0  | 0  | 28  | .412  | 12  | 5   | 1  | 1  | 1   | 13 | 10 | 1  | .438 | .849  | 6  | 5.23  |
| 2002    | 2   | Krull, Ken        | 45 | 83  | 14 | 18 | .217 | 4  | 0  | 2  | 28  | .337  | 12  |     |    | 0  |     | 22 | 12 | 0  | .316 | .653  | 2  | 3.77  |
| 1991    | 2   | Kruse, John       | 50 | 85  | 17 | 23 | .271 | 0  | 0  | 0  | 23  | .271  | 9   | 4   | 0  | 3  | 3   | 6  | 7  | 0  | .326 | .597  | 10 | 14.17 |
| 2014    | 2   | Kubiuk, Daniel    | 40 | 121 | 26 | 37 | .306 | 6  | 2  | 1  | 50  | .413  | 24  | 0   | 1  | 3  | 4   | 19 | 16 | 1  | .388 | .802  | 16 | 6.37  |
| 2011    | 2   | Kurcab, Jack      | 41 | 102 | 16 | 23 | .225 | 2  | 0  | 0  | 25  | .245  | 11  | 4   | 0  | 3  | 4   | 20 | 17 | 4  | .358 | .603  | 13 | 5.10  |
| 2023    | 1   | Lacson, Nick      | 17 | 42  | 16 | 16 | .381 | 4  | 0  | 1  | 23  | .548  | 7   | 1   | 1  | 1  | 1   | 4  | 4  | 3  | .460 | 1.008 | 4  | 10.50 |
| 1986    | 2   | Lageschulte, Kurt | 42 | 99  | 21 | 27 | .273 | 2  | 2  | 0  | 33  | .333  | 11  | 2   | 0  | 7  | 10  | 25 | 8  | 0  | .327 | .660  | 7  | 3.96  |
| 1998    | 1   | LaMotte, Zachary  | 10 | 5   | 1  | 3  | .600 | 0  | 0  | 0  | 3   | .600  | 0   |     | 0  | 0  | 1   | 1  | 2  | 0  | .714 | 1.314 |    | 5.00  |
| 1981    | 2   | Larsen, Paul      | 34 | 69  | 4  | 17 | .246 | 3  | 0  | 1  | 23  | .333  | 11  | 3   | 0  | 1  |     | 11 | 7  | 0  | .316 | .649  | 8  | 6.27  |
| 2001    | 2   | Lawrence, Scott   | 67 | 205 | 60 | 69 | .337 | 16 | 1  | 5  | 102 | .498  | 49  |     |    | 0  |     | 30 | 30 | 4  | .431 | .929  |    | 6.83  |
| 2010    | 1   | LeCompte, Ben     | 9  | 0   | 6  | 0  | .000 | 0  | 0  | 0  | 0   | .000  | 0   | 2   | 0  | 3  | 4   | 0  | 0  | 0  | .000 | .000  | 0  | -     |
| 1997    | 1   | Lee, Andrew       | 10 | 4   | 0  | 0  | .000 | 0  | 0  | 0  | 0   | .000  | 0   | 0   | 0  | 0  | 0   | 1  | 0  | 1  | .200 | .200  | 0  | 4.00  |
| 1998    | 1   | Lee, Andy         | 11 | 4   | 1  | 3  | .750 | 2  | 0  | 0  | 5   | 1.250 | 3   |     | 0  | 0  | 0   | 0  | 1  | 0  | .800 | 2.050 |    | -     |
| 2020    | 1   | Lehmann, Colin    | 1  | 1   | 0  | 0  | .000 | 0  | 0  | 0  | 0   | .000  | 0   | 0   | 0  | 0  | 0   | 1  | 0  | 0  | .000 | .000  | 0  | 1.00  |
| 1999    | 2   | Leng, Carl        | 41 | 65  | 11 | 17 | .262 | 4  | 0  | 0  | 21  | .323  | 7   | 1   | 0  | 2  | 0   | 11 | 5  | 1  | .324 | .647  | 11 | 5.91  |
| 2014    | 2   | Lenz, Jack        | 26 | 64  | 3  | 16 | .250 | 5  | 0  | 0  | 21  | .328  | 11  | 2   | 1  | 0  | 1   | 11 | 6  | 1  | .319 | .648  | 3  | 5.82  |

## BHS Career: Alphabetical Listing of All Players' Batting Statistics

| Grad Yr | Yrs | NAME               | G  | AB  | R  | H   | AVG  | 2B | 3B | HR | TB  | SLG   | RBI | SAC | SF | SB | ATT | SO | BB | HB | OBA  | OPS   | E  | AB:SO |
|---------|-----|--------------------|----|-----|----|-----|------|----|----|----|-----|-------|-----|-----|----|----|-----|----|----|----|------|-------|----|-------|
| 1981    | 1   | Lerum, Dean        | 20 | 35  | 4  | 12  | .343 | 5  | 0  | 0  | 17  | .486  | 4   | 0   | 0  | 0  |     | 6  | 4  | 0  | .410 | .896  | 6  | 5.83  |
| 1986    | 2   | Levin, Mark        | 58 | 176 | 74 | 71  | .403 | 8  | 6  | 13 | 130 | .739  | 61  | 1   | 2  | 15 | 19  | 15 | 32 | 4  | .500 | 1.239 | 17 | 11.73 |
| 2013    | 2   | Lidge, Dylan       | 58 | 138 | 39 | 41  | .297 | 4  | 0  | 0  | 45  | .326  | 13  | 8   | 0  | 0  | 0   | 18 | 22 | 3  | .405 | .731  | 23 | 7.67  |
| 2006    | 1   | Lidge, Mike        | 8  | 0   | 0  | 0   | .000 | 0  | 0  | 0  | 0   | .000  | 0   | 0   | 0  | 0  |     | 0  | 0  | 0  | .000 | .000  | 1  | -     |
| 2013    | 2   | Lidge, Ryan        | 67 | 192 | 22 | 70  | .365 | 14 | 0  | 10 | 114 | .594  | 60  | 4   | 0  | 0  | 0   | 13 | 27 | 4  | .453 | 1.047 | 9  | 14.77 |
| 2002    | 3   | Lindberg, Chris    | 65 | 182 | 45 | 67  | .368 | 10 | 0  | 0  | 77  | .423  | 32  |     |    | 1  |     | 31 | 37 | 1  | .477 | .900  | 5  | 5.87  |
| 1996    | 1   | Lindberg, Mike     | 6  | 4   | 1  | 1   | .250 | 0  | 0  | 1  | 4   | 1.000 | 3   | 0   | 0  | 0  | 0   | 1  | 0  | 0  | .250 | 1.250 | 1  | 4.00  |
| 1972    | 1   | Lindskoog, Jeff    | 5  | 3   | 2  | 2   | .667 | 0  | 0  | 0  | 2   | .667  | 1   | 0   | 0  | 0  |     | 0  | 2  | 0  | .800 | 1.467 | 2  | -     |
| 2011    | 2   | Locascio, Dan      | 3  | 0   | 0  | 0   | .000 | 0  | 0  | 0  | 0   | .000  | 0   | 0   | 0  | 0  | 0   | 0  | 0  | 0  | .000 | .000  | 1  | -     |
| 2005    | 2   | Logue, Sean        | 46 | 99  | 24 | 33  | .333 | 6  | 0  | 0  | 39  | .394  | 19  | 4   | 1  | 3  |     | 15 | 6  | 5  | .396 | .790  | 8  | 6.60  |
| 1980    | 1   | Lolli, Fran        | 11 | 15  | 5  | 3   | .200 | 0  | 0  | 0  | 3   | .200  | 3   | 0   | 0  | 1  |     | 2  | 3  | 0  | .333 | .533  | 0  | 7.50  |
| 2014    | 2   | Lombardi, Anthony  | 47 | 108 | 28 | 30  | .278 | 8  | 1  | 0  | 40  | .370  | 16  | 3   | 1  | 5  | 5   | 20 | 17 | 1  | .378 | .748  | 4  | 5.40  |
| 1978    | 2   | Lombardo, John     | 27 | 79  | 18 | 20  | .253 | 2  | 1  | 3  | 33  | .418  | 24  | 3   | 0  | 1  |     | 16 | 14 | 0  | .366 | .783  | 4  | 4.94  |
| 2020    | 1   | Loutos, Nick       | 6  | 5   | 1  | 0   | .000 | 0  | 0  | 0  | 0   | .000  | 0   | 0   | 0  | 0  | 0   | 3  | 1  | 0  | .167 | .167  | 0  | 1.67  |
| 2017    | 2   | Loutos, Ryan       | 16 | 28  | 0  | 2   | .071 | 0  | 0  | 0  | 2   | .071  | 0   | 0   | 0  | 0  | 0   | 6  | 0  | 0  | .071 | .143  | 7  | 4.67  |
| 2010    | 2   | Lundmark, Jackson  | 11 | 0   | 0  | 0   | .000 | 0  | 0  | 0  | 0   | .000  | 0   | 0   | 0  | 0  | 0   | 0  | 0  | 0  | .000 | .000  | 3  | -     |
| 1974    | 2   | Lutz, Brad         | 57 | 157 | 42 | 56  | .357 | 13 | 3  | 8  | 99  | .631  | 56  | 2   | 0  | 5  |     | 29 | 32 | 2  | .471 | 1.102 | 2  | 5.41  |
| 1972    | 2   | Lyman, Greg        | 46 | 102 | 32 | 33  | .324 | 1  | 2  | 0  | 38  | .373  | 18  | 4   | 0  | 14 |     | 17 | 33 | 1  | .493 | .865  | 25 | 6.00  |
| 2012    | 2   | MacCartney, Connor | 0  | 0   | 0  | 0   | .000 | 0  | 0  | 0  | 0   | .000  | 0   | 0   | 0  | 0  | 0   | 0  | 0  | 0  | .000 | .000  | 0  | -     |
| 1998    | 2   | Mack, Bob          | 16 | 12  | 4  | 6   | .500 | 1  | 0  | 0  | 7   | .583  | 1   | 0   | 0  | 0  | 0   | 2  | 1  | 0  | .538 | 1.122 | 0  | 6.00  |
| 1969    | 2   | Mackey, Bob        | 39 | 86  | 16 | 23  | .267 | 2  | 0  | 0  | 25  | .291  | 8   | 1   | 0  | 9  |     | 11 | 7  | 1  | .330 | .620  | 8  | 7.82  |
| 1976    | 1   | Madding, Tom       | 5  | 4   | 0  | 0   | .000 | 0  | 0  | 0  | 0   | .000  | 0   | 0   | 0  | 0  |     | 4  | 1  | 0  | .200 | .200  | 0  | 1.00  |
| 2022    | 1   | Maestranzi, Peter  | 14 | 18  | 3  | 9   | .500 | 0  | 0  | 0  | 9   | .500  | 7   | 0   | 1  | 0  | 0   | 3  | 2  | 1  | .545 | 1.045 | 1  | 6.00  |
| 1987    | 1   | Marczyk, Rob       | 1  | 1   | 0  | 0   | .000 | 0  | 0  | 0  | 0   | .000  | 0   | 0   | 0  | 0  | 0   | 1  | 0  | 0  | .000 | .000  | 1  | 1.00  |
| 1991    | 1   | Marginson, Mike    | 3  | 4   | 0  | 2   | .500 | 2  | 0  | 0  | 4   | 1.000 | 2   | 0   | 0  | 0  | 0   | 1  | 0  | 0  | .500 | 1.500 | 0  | 4.00  |
| 2018    | 2   | Marion, Logan      | 16 | 26  | 2  | 2   | .077 | 1  | 0  | 0  | 3   | .115  | 2   | 0   | 0  | 1  | 1   | 6  | 3  | 0  | .172 | .288  | 1  | 4.33  |
| 2005    | 3   | Maropis, Derek     | 78 | 232 | 51 | 81  | .349 | 18 | 3  | 5  | 120 | .517  | 46  | 5   | 5  | 5  |     | 23 | 15 | 9  | .402 | .920  | 5  | 10.09 |
| 2005    | 2   | Marshall, Eric     | 80 | 259 | 60 | 105 | .405 | 24 | 0  | 9  | 156 | .602  | 73  | 0   | 7  | 1  |     | 18 | 26 | 5  | .458 | 1.060 | 10 | 14.39 |
| 1973    | 2   | Martens, Dean      | 8  | 5   | 1  | 0   | .000 | 0  | 0  | 0  | 0   | .000  | 0   | 0   | 0  | 0  |     | 3  | 3  | 0  | .375 | .375  | 2  | 1.67  |
| 1986    | 2   | Martin, Todd       | 13 | 7   | 2  | 0   | .000 | 0  | 0  | 0  | 0   | .000  | 0   | 0   | 0  | 0  | 0   | 2  | 3  | 0  | .300 | .300  | 1  | 3.50  |
| 1969    | 1   | Mata, Domingo      | 21 | 56  | 11 | 9   | .161 | 2  | 0  | 0  | 11  | .196  | 1   | 0   | 0  | 6  |     | 15 | 11 | 0  | .299 | .495  | 1  | 3.73  |
| 1971    | 2   | Mata, Jonas        | 57 | 182 | 47 | 56  | .308 | 2  | 1  | 0  | 60  | .330  | 25  | 4   | 0  | 17 |     | 15 | 28 | 1  | .403 | .733  | 1  | 12.13 |
| 1984    | 1   | Matthias, Tom      | 14 | 20  | 4  | 4   | .200 | 0  | 0  | 0  | 4   | .200  | 2   | 2   | 0  | 1  | 1   | 1  | 5  | 0  | .360 | .560  | 2  | 20.00 |
| 2011    | 2   | Maude, Mike        | 1  | 0   | 0  | 0   | .000 | 0  | 0  | 0  | 0   | .000  | 0   | 0   | 0  | 0  | 0   | 0  | 0  | 0  | .000 | .000  | 0  | -     |
| 2021    | 1   | Maurer, Matt       | 6  | 6   | 3  | 3   | .500 | 0  | 0  | 0  | 3   | .500  | 1   | 0   | 0  | 1  | 1   | 2  | 3  | 1  | .700 | 1.200 | 0  | 3.00  |
| 1995    | 2   | Mayer, Tom         | 33 | 54  | 17 | 19  | .352 | 3  | 0  | 1  | 25  | .463  | 12  | 6   | 1  | 1  | 1   | 10 | 10 | 2  | .463 | .926  | 7  | 5.40  |
| 1993    | 2   | Mayland, Chris     | 55 | 134 | 31 | 36  | .269 | 6  | 0  | 0  | 42  | .313  | 17  | 2   | 4  | 10 | 11  | 22 | 21 | 1  | .363 | .676  | 11 | 6.09  |

## BHS Career: Alphabetical Listing of All Players' Batting Statistics

| Grad Yr | Yrs | NAME              | G  | AB  | R  | H   | AVG  | 2B | 3B | HR | TB  | SLG  | RBI | SAC | SF | SB | ATT | SO | BB | HB | OBA  | OPS   | E  | AB:SO |
|---------|-----|-------------------|----|-----|----|-----|------|----|----|----|-----|------|-----|-----|----|----|-----|----|----|----|------|-------|----|-------|
| 2005    | 2   | McBee, Kevin      | 3  | 1   | 0  | 0   | .000 | 0  | 0  | 0  | 0   | .000 | 0   | 0   | 0  | 0  |     | 1  | 0  | 0  | .000 | .000  | 0  | 1.00  |
| 2000    | 2   | McBrearty, Pat    | 30 | 72  | 14 | 24  | .333 | 4  | 0  | 1  | 31  | .431 | 8   | 0   | 0  | 1  |     | 18 | 10 | 1  | .422 | .852  | 0  | 4.00  |
| 2007    | 1   | McDonnell, Danny  | 0  | 0   | 0  | 0   | .000 | 0  | 0  | 0  | 0   | .000 | 0   |     |    |    |     | 0  | 0  | 0  | .000 | .000  |    | -     |
| 2010    | 2   | McDonnell, Robby  | 32 | 44  | 5  | 12  | .273 | 1  | 0  | 0  | 13  | .295 | 5   | 2   | 0  | 0  | 0   | 15 | 6  | 0  | .360 | .655  | 4  | 2.93  |
| 2002    | 2   | McDonnell, Scott  | 12 | 1   | 0  | 0   | .000 | 0  | 0  | 0  | 0   | .000 | 0   |     |    | 0  |     | 0  | 0  | 0  | .000 | .000  | 0  | -     |
| 2006    | 2   | McDonnell, Tommy  | 41 | 101 | 18 | 22  | .218 | 4  | 0  | 2  | 32  | .317 | 15  | 3   | 3  | 0  |     | 29 | 18 | 2  | .339 | .656  | 3  | 3.48  |
| 1985    | 2   | McGregor, Tim     | 49 | 120 | 42 | 47  | .392 | 6  | 1  | 1  | 58  | .483 | 13  | 8   | 0  | 16 | 21  | 21 | 22 | 1  | .490 | .973  | 3  | 5.71  |
| 2004    | 2   | McGuire, Mike     | 36 | 103 | 27 | 33  | .320 | 4  | 0  | 1  | 40  | .388 | 23  | 0   | 0  | 1  |     | 14 | 12 | 2  | .402 | .790  | 3  | 7.36  |
| 2006    | 2   | McKillen, Patrick | 65 | 228 | 49 | 74  | .325 | 8  | 1  | 1  | 87  | .382 | 32  | 4   | 0  | 4  |     | 21 | 21 | 0  | .382 | .763  | 6  | 10.86 |
| 1992    | 1   | McLaughlin, Jim   | 7  | 1   | 3  | 0   | .000 | 0  | 0  | 0  | 0   | .000 | 0   | 0   | 0  | 0  | 0   | 0  | 1  | 0  | .500 | .500  | 0  | -     |
| 1996    | 2   | McNichols, Sean   | 47 | 59  | 7  | 10  | .169 | 2  | 0  | 1  | 15  | .254 | 6   | 2   | 1  | 0  | 1   | 15 | 4  | 0  | .219 | .473  | 5  | 3.93  |
| 1995    | 2   | McQueen, Kevin    | 3  | 1   | 0  | 0   | .000 | 0  | 0  | 0  | 0   | .000 | 0   | 0   | 0  | 0  | 0   | 1  | 0  | 0  | .000 | .000  | 0  | 1.00  |
| 2018    | 2   | Medina, Jackson   | 3  | 5   | 0  | 0   | .000 | 0  | 0  | 0  | 0   | .000 | 2   | 0   | 0  | 0  | 0   | 2  | 0  | 0  | .000 | .000  | 2  | 2.50  |
| 2016    | 1   | Meek, Connor      | 7  | 5   | 1  | 0   | .000 | 0  | 0  | 0  | 0   | .000 | 0   | 0   | 0  | 0  | 0   | 3  | 2  | 0  | .286 | .286  | 0  | 1.67  |
| 1975    | 2   | Meeks, Rusty      | 60 | 202 | 57 | 56  | .277 | 9  | 2  | 4  | 81  | .401 | 33  | 5   | 0  | 22 |     | 38 | 30 | 1  | .373 | .774  | 22 | 5.32  |
| 1978    | 2   | Mencke, Bob       | 51 | 148 | 40 | 46  | .311 | 7  | 1  | 2  | 61  | .412 | 42  | 4   | 0  | 7  |     | 25 | 24 | 4  | .420 | .833  | 8  | 5.92  |
| 1974    | 1   | Menendez, Rolf    | 3  | 3   | 0  | 0   | .000 | 0  | 0  | 0  | 0   | .000 | 0   | 0   | 0  | 0  |     | 2  | 0  | 0  | .000 | .000  | 0  | 1.50  |
| 1988    | 3   | Mensik, Tony      | 98 | 298 | 99 | 120 | .403 | 21 | 7  | 5  | 170 | .570 | 69  | 4   | 0  | 38 | 45  | 41 | 35 | 0  | .465 | 1.036 | 7  | 7.27  |
| 1998    | 2   | Mercer, Matt      | 60 | 120 | 28 | 35  | .292 | 3  | 4  | 3  | 55  | .458 | 25  | 2   | 3  | 4  | 6   | 26 | 12 | 3  | .362 | .821  | 2  | 4.62  |
| 1998    | 3   | Mergott, Jason    | 99 | 264 | 59 | 84  | .318 | 14 | 3  | 2  | 110 | .417 | 54  | 3   | 5  | 18 | 26  | 44 | 24 | 2  | .373 | .790  | 4  | 6.00  |
| 1989    | 2   | Merritt, Steve    | 22 | 12  | 6  | 3   | .250 | 0  | 0  | 0  | 3   | .250 | 1   | 0   | 0  | 2  | 3   | 5  | 3  | 0  | .400 | .650  | 1  | 2.40  |
| 2013    | 2   | Mesa, Romaus      | 5  | 7   | 2  | 0   | .000 | 0  | 0  | 0  | 0   | .000 | 0   | 0   | 0  | 0  | 0   | 6  | 3  | 0  | .300 | .300  | 1  | 1.17  |
| 2018    | 2   | Meyer, Jake       | 23 | 65  | 11 | 21  | .323 | 2  | 0  | 0  | 23  | .354 | 11  | 1   | 0  | 2  | 5   | 17 | 3  | 1  | .362 | .716  | 4  | 3.82  |
| 1981    | 1   | Michaelotti, Carl | 1  | 0   | 1  | 0   | .000 | 0  | 0  | 0  | 0   | .000 | 0   | 0   | 0  | 0  |     | 0  | 0  | 0  | .000 | .000  | 0  | -     |
| 2016    | 2   | Michaels, Tristan | 45 | 126 | 39 | 56  | .444 | 15 | 2  | 3  | 84  | .667 | 25  | 2   | 1  | 1  | 2   | 9  | 7  | 4  | .486 | 1.152 | 8  | 14.00 |
| 1999    | 2   | Mickey, David     | 47 | 120 | 31 | 43  | .358 | 5  | 1  | 1  | 53  | .442 | 27  | 0   | 2  | 2  | 4   | 12 | 11 | 0  | .406 | .848  | 3  | 10.00 |
| 2002    | 1   | Mickey, Evan      | 11 | 15  | 1  | 3   | .200 | 1  | 0  | 0  | 4   | .267 | 3   |     |    |    |     | 3  | 3  | 0  | .333 | .600  | 4  | 5.00  |
| 1980    | 2   | Millay, Tim       | 54 | 132 | 29 | 38  | .288 | 4  | 4  | 3  | 59  | .447 | 28  | 3   | 1  | 8  |     | 22 | 31 | 0  | .421 | .868  | 2  | 6.00  |
| 1980    | 1   | Miller, Brian     | 4  | 5   | 2  | 3   | .600 | 0  | 0  | 0  | 3   | .600 | 0   | 0   | 0  | 0  | 0   | 2  | 3  | 0  | .750 | 1.350 | 1  | 2.50  |
| 2015    | 1   | Miller, Greg      | 1  | 0   | 0  | 0   | .000 | 0  | 0  | 0  | 0   | .000 | 0   | 0   | 0  | 0  | 0   | 0  | 0  | 0  | .000 | .000  | 0  | -     |
| 1978    | 2   | Miller, Kirk      | 11 | 21  | 6  | 2   | .095 | 0  | 0  | 0  | 2   | .095 | 4   | 1   | 0  | 0  |     | 9  | 4  | 1  | .269 | .364  | 0  | 2.33  |
| 1989    | 2   | Minchk, Kevin     | 53 | 125 | 25 | 38  | .304 | 8  | 0  | 3  | 55  | .440 | 28  | 2   | 1  | 6  | 8   | 13 | 13 | 7  | .397 | .837  | 6  | 9.62  |
| 2008    | 2   | Minner, Mark      | 33 | 76  | 19 | 21  | .276 | 1  | 2  | 0  | 26  | .342 | 10  | 2   | 1  | 5  |     | 19 | 12 | 1  | .378 | .720  |    | 4.00  |
| 1977    | 2   | Mitchell, Clay    | 12 | 5   | 0  | 0   | .000 | 0  | 0  | 0  | 0   | .000 | 0   | 1   | 0  | 0  |     | 2  | 0  | 0  | .000 | .000  | 1  | 2.50  |
| 2018    | 2   | Mitchell, David   | 54 | 135 | 30 | 49  | .363 | 13 | 0  | 2  | 68  | .504 | 36  | 0   | 3  | 8  | 11  | 26 | 22 | 7  | .467 | .971  | 11 | 5.19  |
| 2019    | 2   | Miyake, Ethan     | 30 | 9   | 18 | 4   | .444 | 0  | 0  | 0  | 4   | .444 | 1   | 1   | 0  | 5  | 6   | 0  | 0  | 2  | .545 | .990  | 2  | -     |
| 1977    | 2   | Mogle, Tom        | 64 | 183 | 50 | 77  | .421 | 13 | 4  | 6  | 116 | .634 | 46  | 2   | 0  | 14 |     | 27 | 21 | 3  | .488 | 1.122 | 10 | 6.78  |

## BHS Career: Alphabetical Listing of All Players' Batting Statistics

| Grad Yr | Yrs | NAME               | G  | AB  | R  | H  | AVG   | 2B | 3B | HR | TB  | SLG   | RBI | SAC | SF | SB | ATT | SO | BB | HB | OBA   | OPS   | E  | AB:SO |
|---------|-----|--------------------|----|-----|----|----|-------|----|----|----|-----|-------|-----|-----|----|----|-----|----|----|----|-------|-------|----|-------|
| 1973    | 1   | Moldermaker, Don   | 4  | 2   | 1  | 1  | .500  | 0  | 0  | 0  | 1   | .500  | 1   | 0   | 0  | 0  |     | 0  | 0  | 0  | .500  | 1.000 | 0  | -     |
| 1972    | 2   | Moldermaker, Jim   | 46 | 95  | 21 | 22 | .232  | 4  | 5  | 0  | 36  | .379  | 8   | 3   | 0  | 6  | 8   | 14 | 16 | 1  | .348  | .727  | 1  | 6.79  |
| 1987    | 1   | Molloy, Mike       | 1  | 0   | 0  | 0  | .000  | 0  | 0  | 0  | 0   | .000  | 0   | 0   | 0  | 0  | 0   | 0  | 0  | 0  | .000  | .000  | 0  | -     |
| 2009    | 1   | Monie, Stephen     | 1  | 1   | 0  | 1  | 1.000 | 0  | 0  | 0  | 1   | 1.000 | 1   | 0   | 0  | 0  |     | 0  | 0  | 0  | 1.000 | 2.000 | 0  | -     |
| 1975    | 2   | Moore, Harry       | 30 | 41  | 14 | 8  | .195  | 2  | 0  | 0  | 10  | .244  | 8   | 3   | 0  | 2  |     | 7  | 11 | 0  | .365  | .609  | 10 | 5.86  |
| 1997    | 2   | Moreno, Dimas      | 70 | 213 | 49 | 76 | .357  | 11 | 2  | 5  | 106 | .498  | 65  | 1   | 4  | 7  | 9   | 16 | 16 | 2  | .400  | .898  | 24 | 13.31 |
| 1985    | 2   | Morgan, Dave       | 19 | 3   | 2  | 1  | .333  | 0  | 0  | 0  | 1   | .333  | 1   | 0   | 0  | 0  | 0   | 0  | 1  | 0  | .500  | .833  | 1  | -     |
| 1989    | 1   | Morgan, Doug       | 4  | 0   | 0  | 0  | .000  | 0  | 0  | 0  | 0   | .000  | 0   | 0   | 0  | 0  | 0   | 0  | 0  | 0  | .000  | .000  | 0  | -     |
| 1991    | 2   | Mueller, Jon       | 26 | 28  | 6  | 6  | .214  | 1  | 0  | 1  | 10  | .357  | 5   | 0   | 0  | 0  | 0   | 12 | 1  | 1  | .267  | .624  | 1  | 2.33  |
| 1983    | 2   | Muiznieks, Karlis  | 8  | 4   | 0  | 0  | .000  | 0  | 0  | 0  | 0   | .000  | 0   | 0   | 0  | 0  |     | 4  | 0  | 0  | .000  | .000  | 4  | 1.00  |
| 2005    | 2   | Murray, Ryan       | 27 | 51  | 15 | 17 | .333  | 5  | 1  | 1  | 27  | .529  | 10  | 2   | 0  | 0  |     | 9  | 5  | 4  | .433  | .963  | 6  | 5.67  |
| 1991    | 2   | Nakaguchi, Jeff    | 27 | 21  | 4  | 6  | .286  | 0  | 0  | 0  | 6   | .286  | 2   | 0   | 0  | 0  | 0   | 2  | 5  | 0  | .423  | .709  | 1  | 10.50 |
| 1973    | 2   | Nash, Rick         | 35 | 80  | 22 | 23 | .288  | 2  | 0  | 2  | 31  | .388  | 14  | 0   | 0  | 7  |     | 10 | 23 | 2  | .457  | .845  | 15 | 8.00  |
| 2022    | 1   | Naughten, Owen     | 2  | 1   | 1  | 1  | 1.000 | 0  | 0  | 0  | 1   | 1.000 | 0   | 0   | 0  | 0  | 0   | 0  | 0  | 0  | 1.000 | 2.000 | 0  | -     |
| 2020    | 1   | Nehf, Nicholas     | 8  | 20  | 1  | 9  | .450  | 1  | 0  | 0  | 10  | .500  | 2   | 0   | 0  | 0  | 0   | 4  | 2  | 0  | .500  | 1.000 | 0  | 5.00  |
| 1998    | 2   | Nelson, David      | 37 | 20  | 9  | 4  | .200  | 1  | 0  | 0  | 5   | .250  | 1   | 0   | 0  | 3  | 3   | 5  | 0  | 0  | .200  | .450  | 1  | 4.00  |
| 1965    | 1   | Nelson, Len        | 1  | 60  | 0  | 15 | .250  | 0  | 0  | 2  | 21  | .350  | 0   | 0   | 0  | 6  |     | 0  | 0  | 0  | .250  | .600  | 0  | -     |
| 2013    | 2   | Nelson, Scott      | 66 | 207 | 31 | 78 | .377  | 13 | 1  | 1  | 96  | .464  | 36  | 7   | 0  | 3  | 5   | 29 | 12 | 3  | .419  | .883  | 1  | 7.14  |
| 1986    | 3   | Noreen, Keith      | 62 | 182 | 76 | 80 | .440  | 11 | 2  | 21 | 158 | .868  | 66  | 3   | 2  | 11 | 12  | 17 | 33 | 2  | .525  | 1.393 | 6  | 10.71 |
| 1979    | 2   | Noreen, Ken        | 31 | 88  | 15 | 28 | .318  | 6  | 0  | 2  | 40  | .455  | 16  | 0   | 0  | 4  |     | 9  | 24 | 3  | .478  | .933  | 1  | 9.78  |
| 1978    | 2   | Noreen, Kevin      | 14 | 2   | 0  | 0  | .000  | 0  | 0  | 0  | 0   | .000  | 0   | 0   | 0  | 0  |     | 1  | 0  | 0  | .000  | .000  | 7  | 2.00  |
| 1980    | 2   | Noreen, Kris       | 35 | 98  | 20 | 22 | .224  | 5  | 1  | 0  | 29  | .296  | 18  | 1   | 2  | 4  |     | 14 | 9  | 0  | .284  | .580  | 5  | 7.00  |
| 1977    | 2   | Norton, Tom        | 26 | 57  | 11 | 17 | .298  | 2  | 0  | 0  | 19  | .333  | 13  | 2   | 0  | 0  |     | 11 | 15 | 0  | .444  | .778  | 14 | 5.18  |
| 1999    | 2   | Nottke, C J        | 57 | 120 | 28 | 34 | .283  | 6  | 0  | 3  | 49  | .408  | 27  | 2   | 2  | 3  | 2   | 17 | 13 | 2  | .358  | .766  | 2  | 7.06  |
| 1976    | 2   | Nowicke, Roger     | 22 | 18  | 4  | 1  | .056  | 0  | 0  | 0  | 1   | .056  | 1   | 0   | 0  | 0  |     | 6  | 2  | 0  | .150  | .206  | 1  | 3.00  |
| 2020    | 1   | Nowicki, R.J.      | 1  | 1   | 0  | 0  | .000  | 0  | 0  | 0  | 0   | .000  | 0   | 0   | 0  | 0  | 0   | 0  | 0  | 0  | .000  | .000  | 0  | -     |
| 2006    | 1   | O'Connell, Brendan | 0  | 0   | 0  | 0  | .000  | 0  | 0  | 0  | 0   | .000  | 0   | 0   | 0  | 0  |     | 0  | 0  | 0  | .000  | .000  | 0  | -     |
| 2004    | 2   | O'Connell, Drew    | 36 | 15  | 6  | 4  | .267  | 1  | 0  | 1  | 8   | .533  | 4   | 0   | 0  | 4  |     | 6  | 5  | 0  | .450  | .983  | 6  | 2.50  |
| 2011    | 2   | O'Connell, John    | 61 | 187 | 44 | 66 | .353  | 6  | 1  | 4  | 86  | .460  | 33  | 3   | 0  | 15 | 22  | 36 | 17 | 3  | .415  | .875  | 3  | 5.19  |
| 2004    | 2   | O'Hara, Joe        | 68 | 207 | 52 | 72 | .348  | 16 | 1  | 6  | 108 | .522  | 61  | 2   | 1  | 19 |     | 39 | 38 | 4  | .456  | .978  | 6  | 5.31  |
| 2002    | 1   | O'Malley, Eric     | 15 | 18  | 2  | 6  | .333  | 0  | 0  | 0  | 6   | .333  | 2   |     |    |    |     | 9  | 7  | 3  | .571  | .905  | 0  | 2.00  |
| 2009    | 2   | Oakley, Tim        | 40 | 124 | 18 | 31 | .250  | 2  | 0  | 0  | 33  | .266  | 13  | 5   | 0  | 2  |     | 23 | 25 | 1  | .380  | .646  | 5  | 5.39  |
| 2021    | 1   | Oberholzer, Seth   | 2  | 1   | 1  | 1  | 1.000 | 0  | 0  | 0  | 1   | 1.000 | 0   | 0   | 0  | 0  | 0   | 0  | 0  | 0  | 1.000 | 2.000 | 0  | -     |
| 2007    | 2   | Odell, Lee         | 48 | 146 | 21 | 41 | .281  | 12 | 0  | 1  | 56  | .384  | 29  | 1   | 1  | 6  |     | 17 | 17 | 1  | .358  | .741  | 16 | 8.59  |
| 1997    | 2   | Oliva, Matt        | 66 | 175 | 50 | 62 | .354  | 16 | 2  | 4  | 94  | .537  | 39  | 2   | 1  | 9  | 14  | 45 | 22 | 0  | .424  | .961  | 8  | 3.89  |
| 1996    | 2   | Olson, Brian       | 35 | 60  | 11 | 16 | .267  | 1  | 2  | 0  | 21  | .350  | 15  | 0   | 2  | 2  | 2   | 14 | 3  | 3  | .324  | .674  | 0  | 4.29  |
| 1969    | 1   | Olson, Dave        | 12 | 15  | 3  | 2  | .133  | 0  | 0  | 0  | 2   | .133  | 1   | 1   | 0  | 0  |     | 4  | 1  | 0  | .188  | .321  | 2  | 3.75  |

## BHS Career: Alphabetical Listing of All Players' Batting Statistics

| Grad Yr | Yrs | NAME              | G   | AB  | R   | H   | AVG   | 2B | 3B | HR | TB  | SLG   | RBI | SAC | SF | SB | ATT | SO | BB | HB   | OBA   | OPS   | E  | AB:SO |
|---------|-----|-------------------|-----|-----|-----|-----|-------|----|----|----|-----|-------|-----|-----|----|----|-----|----|----|------|-------|-------|----|-------|
| 1982    | 1   | Orgler, Joe       | 17  | 18  | 7   | 2   | .111  | 0  | 0  | 0  | 2   | .111  | 0   | 1   | 0  | 0  |     | 4  | 10 | 1    | .448  | .559  | 4  | 4.50  |
| 2004    | 2   | Over, Matt        | 40  | 99  | 20  | 30  | .303  | 7  | 0  | 3  | 46  | .465  | 19  | 1   | 0  | 1  |     | 17 | 14 | 21   | .485  | .950  | 3  | 5.82  |
| 1998    | 2   | Oviatt, Chip      | 30  | 53  | 14  | 19  | .358  | 3  | 0  | 3  | 31  | .585  | 16  | 0   | 6  | 1  | 1   | 9  | 8  | 0    | .403  | .988  | 0  | 5.89  |
| 1982    | 1   | Oviatt, John      | 5   | 1   | 0   | 0   | .000  | 0  | 0  | 0  | 0   | .000  | 0   | 0   | 0  | 0  |     | 1  | 0  | 0    | .000  | .000  | 1  | 1.00  |
| 1981    | 2   | Owen, Chip        | 60  | 176 | 42  | 58  | .330  | 9  | 3  | 8  | 97  | .551  | 47  | 5   | 3  | 12 |     | 18 | 31 | 0    | .424  | .975  | 6  | 9.78  |
| 1982    | 2   | Owen, Chris       | 29  | 69  | 13  | 21  | .304  | 4  | 0  | 3  | 34  | .493  | 19  | 1   | 0  | 0  |     | 17 | 21 | 0    | .467  | .959  | 8  | 4.06  |
| 2018    | 1   | Owsley, Mikey     | 42  | 95  | 16  | 24  | .253  | 1  | 1  | 0  | 27  | .284  | 28  | 1   | 1  | 4  | 8   | 16 | 24 | 5    | .424  | .708  | 1  | 5.94  |
| 2022    | 1   | Pallan, Bruno     | 16  | 39  | 10  | 12  | .308  | 2  | 0  | 1  | 17  | .436  | 14  | 0   | 0  | 3  | 3   | 5  | 8  | 0    | .426  | .861  | 3  | 7.80  |
| 2002    | 1   | Pantarella, Chris | 0   | 0   | 0   | 0   | .000  | 0  | 0  | 0  | 0   | .000  | 0   |     |    |    | 0   | 0  | 0  | .000 | .000  | 0     | -  |       |
| 2006    | 1   | Parry, Billy      | 2   | 0   | 0   | 0   | .000  | 0  | 0  | 0  | 0   | .000  | 0   | 0   | 0  | 0  |     | 0  | 0  | 0    | .000  | .000  | 0  | -     |
| 1980    | 1   | Pate, Don         | 1   | 1   | 2   | 0   | .000  | 0  | 0  | 0  | 0   | .000  | 0   | 0   | 0  | 0  |     | 0  | 2  | 0    | .667  | .667  | 0  | -     |
| 2001    | 2   | Payton, Grant     | 26  | 4   | 0   | 1   | .250  | 1  | 0  | 0  | 2   | .500  | 1   |     |    | 0  |     | 1  | 1  | 0    | .400  | .900  |    | 4.00  |
| 1973    | 1   | Pease, Scott      | 3   | 1   | 0   | 1   | 1.000 | 0  | 0  | 0  | 1   | 1.000 | 0   | 1   | 0  | 0  |     | 0  | 0  | 0    | 1.000 | 2.000 | 0  | -     |
| 2020    | 1   | Pecora, Johnny    | 13  | 13  | 3   | 2   | .154  | 1  | 0  | 0  | 3   | .231  | 2   | 0   | 0  | 0  | 0   | 3  | 2  | 0    | .267  | .497  | 0  | 4.33  |
| 1985    | 1   | Pelletiere, Doug  | 4   | 1   | 1   | 1   | 1.000 | 0  | 0  | 0  | 1   | 1.000 | 0   | 0   | 0  | 0  | 0   | 0  | 0  | 0    | 1.000 | 2.000 | 0  | -     |
| 1985    | 2   | Pena, Carlos      | 13  | 19  | 3   | 10  | .526  | 4  | 0  | 1  | 17  | .895  | 5   | 0   | 0  | 0  | 0   | 0  | 2  | 0    | .571  | 1.466 | 0  | -     |
| 2019    | 1   | Peters, Andrew    | 1   | 0   | 0   | 0   | .000  | 0  | 0  | 0  | 0   | .000  | 0   | 0   | 0  | 0  | 0   | 0  | 0  | 0    | .000  | .000  | 0  | -     |
| 2021    | 1   | Petersen, Rayth   | 36  | 107 | 41  | 37  | .346  | 8  | 0  | 0  | 45  | .421  | 22  | 1   | 2  | 9  | 10  | 15 | 24 | 5    | .478  | .899  | 10 | 7.13  |
| 1972    | 2   | Perry, Steve      | 23  | 40  | 6   | 10  | .250  | 2  | 0  | 1  | 15  | .375  | 7   | 4   | 0  | 0  |     | 11 | 5  | 0    | .333  | .708  | 7  | 3.64  |
| 2015    | 3   | Petersen, Jake    | 101 | 316 | 48  | 112 | .354  | 25 | 3  | 3  | 152 | .481  | 53  | 3   | 4  | 3  | 3   | 42 | 31 | 14   | .430  | .911  | 11 | 7.52  |
| 1991    | 1   | Peterson, Chris   | 4   | 3   | 1   | 1   | .333  | 0  | 0  | 0  | 1   | .333  | 0   | 0   | 0  | 0  | 0   | 1  | 1  | 0    | .500  | .833  | 0  | 3.00  |
| 1993    | 1   | Peterson, Matt    | 30  | 72  | 12  | 22  | .306  | 2  | 0  | 1  | 27  | .375  | 8   | 0   | 0  | 0  | 1   | 12 | 10 | 2    | .405  | .780  | 4  | 6.00  |
| 1978    | 2   | Peterson, Steve   | 32  | 80  | 18  | 24  | .300  | 1  | 0  | 3  | 34  | .425  | 26  | 5   | 0  | 4  |     | 7  | 17 | 0    | .423  | .848  | 3  | 11.43 |
| 1980    | 2   | Pfeiffer, Dan     | 39  | 113 | 27  | 33  | .292  | 3  | 2  | 1  | 43  | .381  | 23  | 1   | 0  | 8  |     | 12 | 15 | 0    | .375  | .756  | 10 | 9.42  |
| 2015    | 3   | Pfeiffer, Mitch   | 105 | 349 | 113 | 129 | .370  | 19 | 4  | 3  | 165 | .473  | 45  | 12  | 1  | 67 | 74  | 61 | 50 | 6    | .456  | .928  | 7  | 5.72  |
| 1996    | 1   | Phillips, Ryan    | 4   | 2   | 1   | 0   | .000  | 0  | 0  | 0  | 0   | .000  | 0   | 0   | 0  | 0  | 0   | 1  | 0  | 0    | .000  | .000  | 0  | 2.00  |
| 1989    | 1   | Phillips, Vince   | 2   | 2   | 0   | 0   | .000  | 0  | 0  | 0  | 0   | .000  | 0   | 0   | 0  | 0  | 0   | 0  | 0  | 0    | .000  | .000  | 0  | -     |
| 2002    | 2   | Pierce, Jason     | 60  | 174 | 35  | 43  | .247  | 3  | 0  | 0  | 46  | .264  | 22  |     |    | 0  |     | 63 | 30 | 0    | .358  | .622  | 20 | 2.76  |
| 1992    | 1   | Piersanti, Frank  | 7   | 7   | 2   | 0   | .000  | 0  | 0  | 0  | 0   | .000  | 0   | 0   | 0  | 0  | 0   | 3  | 2  | 0    | .222  | .222  | 2  | 2.33  |
| 2012    | 1   | Pietrzak, Matt    | 0   | 0   | 0   | 0   | .000  | 0  | 0  | 0  | 0   | .000  | 0   | 0   | 0  | 0  | 0   | 0  | 0  | 0    | .000  | .000  | 0  | -     |
| 1975    | 1   | Pinckley, Steve   | 1   | 1   | 0   | 0   | .000  | 0  | 0  | 0  | 0   | .000  | 0   | 0   | 0  | 0  |     | 1  | 0  | 0    | .000  | .000  | 0  | 1.00  |
| 1988    | 2   | Plaskas, Brett    | 70  | 237 | 74  | 83  | .350  | 9  | 2  | 0  | 96  | .405  | 43  | 3   | 1  | 52 | 57  | 26 | 22 | 1    | .406  | .811  | 24 | 9.12  |
| 2020    | 1   | Podlesnik, Johnny | 20  | 39  | 7   | 12  | .308  | 1  | 0  | 1  | 16  | .410  | 6   | 0   | 0  | 5  | 5   | 9  | 5  | 2    | .413  | .823  | 0  | 4.33  |
| 1967    | 2   | Pohlman, Bud      | 7   | 69  | 2   | 18  | .261  | 8  | 0  | 0  | 26  | .377  | 0   | 0   | 0  | 0  |     | 3  | 2  | 0    | .282  | .659  | 0  | 23.00 |
| 2000    | 4   | Pohlman, Dan      | 126 | 344 | 132 | 150 | .436  | 29 | 4  | 35 | 292 | .849  | 151 | 0   | 3  | 2  | 3   | 42 | 67 | 7    | .532  | 1.381 | 7  | 8.19  |
| 1970    | 2   | Pohlman, Steve    | 36  | 56  | 8   | 16  | .286  | 3  | 0  | 0  | 19  | .339  | 13  | 4   | 0  | 1  |     | 11 | 9  | 0    | .385  | .724  | 1  | 5.09  |
| 2013    | 3   | Poidomani, Macray | 93  | 298 | 60  | 92  | .309  | 15 | 0  | 4  | 119 | .399  | 45  | 5   | 1  | 6  | 8   | 32 | 31 | 10   | .391  | .791  | 9  | 9.31  |

## BHS Career: Alphabetical Listing of All Players' Batting Statistics

| Grad Yr | Yrs | NAME             | G  | AB  | R  | H  | AVG  | 2B | 3B | HR | TB  | SLG  | RBI | SAC | SF | SB | ATT | SO | BB | HB   | OBA  | OPS   | E     | AB:SO |
|---------|-----|------------------|----|-----|----|----|------|----|----|----|-----|------|-----|-----|----|----|-----|----|----|------|------|-------|-------|-------|
| 1992    | 3   | Pollack, Brian   | 75 | 235 | 63 | 78 | .332 | 16 | 4  | 3  | 111 | .472 | 35  | 7   | 4  | 29 | 37  | 90 | 27 | 3    | .401 | .874  | 11    | 2.61  |
| 1999    | 1   | Pollack, Chris   | 7  | 12  | 0  | 4  | .333 | 0  | 0  | 0  | 4   | .333 | 1   | 0   | 0  | 0  | 4   | 1  | 0  | .385 | .718 | 0     | 3.00  |       |
| 1990    | 1   | Pollack, Wally   | 25 | 62  | 10 | 21 | .339 | 3  | 0  | 0  | 24  | .387 | 8   | 1   | 0  | 0  | 5   | 5  | 2  | .406 | .793 | 0     | 12.40 |       |
| 1997    | 1   | Porsche, Mark    | 7  | 3   | 4  | 1  | .333 | 0  | 0  | 0  | 1   | .333 | 0   | 0   | 0  | 1  | 1   | 0  | 1  | 0    | .500 | .833  | 0     | -     |
| 1983    | 2   | Porter, Stu      | 29 | 81  | 15 | 19 | .235 | 3  | 1  | 1  | 27  | .333 | 18  | 7   | 0  | 1  | 14  | 5  | 0  | .279 | .612 | 4     | 5.79  |       |
| 1972    | 1   | Possehl, Bill    | 2  | 3   | 0  | 1  | .333 | 0  | 0  | 0  | 1   | .333 | 1   | 0   | 0  | 0  | 1   | 0  | 0  | .333 | .667 | 0     | 3.00  |       |
| 1992    | 2   | Post, Mark       | 63 | 181 | 30 | 51 | .282 | 11 | 2  | 3  | 75  | .414 | 41  | 4   | 1  | 4  | 7   | 34 | 14 | 6    | .351 | .766  | 30    | 5.32  |
| 2014    | 2   | Powell, Brad     | 1  | 0   | 1  | 0  | .000 | 0  | 0  | 0  | 0   | .000 | 0   | 0   | 0  | 0  | 0   | 0  | 0  | 0    | .000 | .000  | 0     | -     |
| 1988    | 1   | Pratz, Wade      | 1  | 0   | 0  | 0  | .000 | 0  | 0  | 0  | 0   | .000 | 0   | 0   | 0  | 0  | 0   | 0  | 0  | 0    | .000 | .000  | 0     | -     |
| 1978    | 2   | Proska, Bill     | 51 | 129 | 26 | 41 | .318 | 3  | 2  | 0  | 48  | .372 | 23  | 3   | 0  | 4  | 15  | 21 | 2  | .000 | .372 | 18    | 8.60  |       |
| 1975    | 2   | Proska, Mike     | 59 | 149 | 38 | 49 | .329 | 7  | 2  | 0  | 60  | .403 | 23  | 1   | 0  | 18 | 28  | 21 | 0  | .412 | .814 | 18    | 5.32  |       |
| 2014    | 2   | Quade, Nathan    | 13 | 3   | 7  | 0  | .000 | 0  | 0  | 0  | 0   | .000 | 0   | 0   | 0  | 0  | 2   | 0  | 0  | .000 | .000 | 0     | 1.50  |       |
| 1993    | 1   | Quinn, Brian     | 1  | 3   | 1  | 0  | .000 | 0  | 0  | 0  | 0   | .000 | 0   | 0   | 0  | 0  | 0   | 0  | 0  | .000 | .000 | 0     | -     |       |
| 1992    | 2   | Radosh, Ryan     | 41 | 102 | 15 | 41 | .402 | 14 | 0  | 0  | 55  | .539 | 15  | 2   | 2  | 2  | 12  | 8  | 0  | .438 | .977 | 9     | 8.50  |       |
| 2016    | 1   | Raider, Chris    | 22 | 1   | 10 | 0  | .000 | 0  | 0  | 0  | 0   | .000 | 0   | 0   | 0  | 0  | 1   | 0  | 0  | .000 | .000 | 0     | 1.00  |       |
| 1999    | 1   | Ramirez, Felix   | 4  | 3   | 1  | 1  | .333 | 0  | 0  | 0  | 1   | .333 | 1   | 0   | 0  | 0  | 2   | 2  | 0  | .600 | .933 | 1     | 1.50  |       |
| 2001    | 2   | Ramirez, Rogelio | 11 | 3   | 0  | 0  | .000 | 0  | 0  | 0  | 0   | .000 | 0   | 0   | 0  | 0  | 0   | 0  | 0  | .000 | .000 | 0     | -     |       |
| 2022    | 1   | Rasmussen, Mason | 23 | 63  | 3  | 20 | .317 | 2  | 0  | 0  | 22  | .349 | 7   | 2   | 0  | 1  | 1   | 11 | 8  | 2    | .411 | .760  | 2     | 5.73  |
| 1994    | 2   | Rasmussen, Steve | 49 | 72  | 14 | 17 | .236 | 5  | 0  | 0  | 22  | .306 | 9   | 0   | 2  | 0  | 1   | 10 | 12 | 0    | .337 | .643  | 5     | 7.20  |
| 2010    | 2   | Rathman, Paul    | 11 | 24  | 2  | 6  | .250 | 1  | 0  | 0  | 7   | .292 | 5   | 0   | 0  | 0  | 0   | 8  | 4  | 1    | .379 | .671  | 3     | 3.00  |
| 1987    | 2   | Raymond, Doug    | 48 | 96  | 20 | 35 | .365 | 6  | 1  | 4  | 55  | .573 | 23  | 1   | 1  | 1  | 1   | 18 | 7  | 2    | .415 | .988  | 4     | 5.33  |
| 1989    | 2   | Raymond, Joe     | 18 | 20  | 8  | 6  | .300 | 0  | 0  | 0  | 6   | .300 | 5   | 0   | 0  | 2  | 2   | 5  | 0  | 0    | .300 | .600  | 3     | 4.00  |
| 2019    | 2   | Raynor, Max      | 46 | 102 | 30 | 35 | .343 | 5  | 0  | 3  | 49  | .480 | 22  | 2   | 2  | 7  | 8   | 24 | 8  | 4    | .405 | .886  | 3     | 4.25  |
| 2004    | 2   | Redpath, Chris   | 21 | 54  | 4  | 8  | .148 | 2  | 0  | 0  | 10  | .185 | 7   | 1   | 0  | 0  | 11  | 3  | 0  | .193 | .378 | 4     | 4.91  |       |
| 2012    | 3   | Redpath, Max     | 78 | 223 | 30 | 65 | .291 | 11 | 0  | 1  | 79  | .354 | 23  | 0   | 2  | 0  | 0   | 34 | 9  | 8    | .339 | .693  | 19    | 6.56  |
| 1971    | 2   | Reed, Glenn      | 27 | 69  | 21 | 24 | .348 | 1  | 1  | 1  | 30  | .435 | 19  | 1   | 0  | 0  | 11  | 18 | 4  | .505 | .940 | 1     | 6.27  |       |
| 1996    | 3   | Rengel, Nick     | 69 | 160 | 38 | 62 | .388 | 15 | 1  | 3  | 88  | .550 | 33  | 2   | 0  | 0  | 0   | 24 | 20 | 2    | .462 | 1.012 | 20    | 6.67  |
| 1969    | 1   | Rice, Bob        | 7  | 10  | 0  | 0  | .000 | 0  | 0  | 0  | 0   | .000 | 0   | 1   | 0  | 0  | 1   | 1  | 0  | .091 | .091 | 0     | 10.00 |       |
| 1974    | 2   | Rife, Tim        | 61 | 209 | 73 | 67 | .321 | 15 | 5  | 1  | 95  | .455 | 22  | 3   | 0  | 42 | 47  | 27 | 4  | .408 | .863 | 26    | 4.45  |       |
| 1999    | 2   | Rische Christian | 4  | 1   | 0  | 0  | .000 | 0  | 0  | 0  | 0   | .000 | 0   | 0   | 0  | 0  | 0   | 0  | 0  | .000 | .000 | 0     | -     |       |
| 2006    | 1   | Rische, Clay     | 7  | 0   | 0  | 0  | .000 | 0  | 0  | 0  | 0   | .000 | 0   | 1   | 0  | 0  | 0   | 0  | 0  | .000 | .000 | 1     | -     |       |
| 1988    | 2   | Ritchie, Branden | 10 | 2   | 0  | 0  | .000 | 0  | 0  | 0  | 0   | .000 | 0   | 0   | 0  | 0  | 0   | 0  | 0  | .000 | .000 | 2     | -     |       |
| 2000    | 1   | Ritter, Aaron    | 31 | 91  | 15 | 25 | .275 | 5  | 0  | 1  | 33  | .363 | 15  | 0   | 0  | 0  | 18  | 7  | 1  | .333 | .696 | 0     | 5.06  |       |
| 1987    | 1   | Ritter, Drew     | 12 | 14  | 2  | 3  | .214 | 1  | 0  | 0  | 4   | .286 | 2   | 0   | 2  | 0  | 0   | 6  | 1  | 1    | .278 | .563  | 1     | 2.33  |
| 1989    | 2   | Rives, Steve     | 61 | 124 | 38 | 28 | .226 | 3  | 1  | 2  | 39  | .315 | 16  | 3   | 1  | 32 | 40  | 25 | 24 | 4    | .366 | .681  | 7     | 4.96  |
| 1990    | 1   | Robbins, Tim     | 1  | 0   | 1  | 0  | .000 | 0  | 0  | 0  | 0   | .000 | 0   | 0   | 0  | 0  | 0   | 0  | 0  | .000 | .000 | 0     | -     |       |
| 1969    | 1   | Robertson, Clyde | 11 | 17  | 6  | 2  | .118 | 0  | 0  | 0  | 2   | .118 | 2   | 1   | 0  | 1  | 7   | 2  | 1  | .250 | .368 | 3     | 2.43  |       |

## BHS Career: Alphabetical Listing of All Players' Batting Statistics

| Grad Yr | Yrs | NAME                | G  | AB  | R  | H   | AVG   | 2B | 3B | HR | TB  | SLG   | RBI | SAC | SF | SB | ATT | SO | BB | HB   | OBA   | OPS   | E     | AB:SO |
|---------|-----|---------------------|----|-----|----|-----|-------|----|----|----|-----|-------|-----|-----|----|----|-----|----|----|------|-------|-------|-------|-------|
| 1966    | 1   | Robey, Rich         | 1  | 1   | 1  | 1   | 1.000 | 0  | 0  | 0  | 1   | 1.000 | 0   | 0   | 0  | 0  | 0   | 0  | 0  | 0    | 1.000 | 2.000 | 0     | -     |
| 2015    | 1   | Rochwich, Austin    | 13 | 23  | 4  | 7   | .304  | 1  | 0  | 0  | 8   | .348  | 6   | 0   | 0  | 2  | 2   | 3  | 1  | 3    | .407  | .755  | 0     | 7.67  |
| 2003    | 2   | Rodgers, Kyle       | 10 | 7   | 2  | 1   | .143  | 0  | 0  | 0  | 1   | .143  | 0   | 0   | 0  | 0  | 3   | 1  | 0  | .250 | .393  | 0     | 2.33  |       |
| 1988    | 2   | Rodsky, Steve       | 45 | 47  | 9  | 13  | .277  | 1  | 1  | 0  | 16  | .340  | 11  | 3   | 0  | 3  | 4   | 6  | 6  | 1    | .370  | .711  | 3     | 7.83  |
| 1971    | 2   | Roesslein, Mike     | 56 | 171 | 52 | 74  | .433  | 11 | 7  | 3  | 108 | .632  | 66  | 9   | 0  | 18 | 12  | 18 | 3  | .495 | 1.126 | 13    | 14.25 |       |
| 2010    | 2   | Rogers, Chris       | 11 | 2   | 0  | 0   | .000  | 0  | 0  | 0  | 0   | .000  | 0   | 0   | 0  | 0  | 0   | 2  | 0  | 0    | .000  | .000  | 1     | 1.00  |
| 2012    | 2   | Rogers, Jon         | 4  | 0   | 0  | 0   | .000  | 0  | 0  | 0  | 0   | .000  | 0   | 0   | 0  | 0  | 0   | 0  | 0  | 0    | .000  | .000  | 3     | -     |
| 1985    | 2   | Rohn, Eric          | 21 | 31  | 5  | 8   | .258  | 2  | 0  | 0  | 10  | .323  | 5   | 0   | 0  | 1  | 1   | 9  | 6  | 1    | .395  | .717  | 4     | 3.44  |
| 2003    | 1   | Romozzi, Gino       | 1  | 1   | 1  | 1   | 1.000 | 0  | 0  | 0  | 1   | 1.000 | 0   | 0   | 0  | 0  | 0   | 0  | 0  | 0    | 1.000 | 2.000 | 0     | -     |
| 2017    | 1   | Rosales, Juan       | 1  | 1   | 0  | 0   | .000  | 0  | 0  | 0  | 0   | .000  | 0   | 0   | 0  | 0  | 0   | 1  | 0  | 0    | .000  | .000  | 0     | 1.00  |
| 1991    | 2   | Ross, Todd          | 57 | 109 | 38 | 28  | .257  | 9  | 0  | 0  | 37  | .339  | 17  | 4   | 1  | 8  | 9   | 22 | 25 | 2    | .401  | .741  | 3     | 4.95  |
| 2017    | 2   | Rose, Alex          | 20 | 15  | 5  | 2   | .133  | 0  | 0  | 0  | 2   | .133  | 1   | 1   | 0  | 3  | 3   | 8  | 1  | 0    | .188  | .310  | 1     | 1.88  |
| 2007    | 2   | Rudnicki, Chris     | 43 | 101 | 16 | 23  | .228  | 1  | 1  | 0  | 26  | .257  | 10  | 0   | 1  | 0  | 19  | 9  | 2  | .301 | .558  | 0     | 5.32  |       |
| 1982    | 1   | Ruer, Bob           | 10 | 7   | 3  | 1   | .143  | 0  | 0  | 0  | 1   | .143  | 0   | 0   | 0  | 0  | 3   | 1  | 1  | .333 | .476  | 8     | 2.33  |       |
| 1971    | 2   | Rusch, Scott        | 44 | 115 | 35 | 33  | .287  | 3  | 1  | 1  | 41  | .357  | 16  | 3   | 0  | 1  | 16  | 14 | 0  | .364 | .721  | 3     | 7.19  |       |
| 1994    | 2   | Russtiesi, Sal      | 19 | 26  | 5  | 7   | .269  | 1  | 0  | 0  | 8   | .308  | 5   | 0   | 0  | 0  | 0   | 2  | 3  | 2    | .387  | .695  | 1     | 13.00 |
| 1977    | 2   | Ryckman, Kurt       | 16 | 5   | 1  | 1   | .200  | 0  | 0  | 0  | 1   | .200  | 0   | 0   | 0  | 0  | 0   | 0  | 0  | 0    | .200  | .400  | 5     | -     |
| 2004    | 3   | Salzenstein, Collin | 76 | 268 | 73 | 103 | .384  | 13 | 3  | 0  | 122 | .455  | 41  | 2   | 3  | 27 | 7   | 25 | 0  | .432 | .888  | 25    | 38.29 |       |
| 1990    | 2   | Sander, Matt        | 42 | 45  | 6  | 11  | .244  | 4  | 0  | 0  | 15  | .333  | 7   | 0   | 0  | 0  | 1   | 6  | 4  | 1    | .320  | .653  | 12    | 7.50  |
| 2005    | 1   | Sandoval, Javier    | 7  | 7   | 2  | 1   | .143  | 0  | 0  | 0  | 1   | .143  | 2   | 0   | 0  | 0  | 2   | 1  | 0  | .250 | .393  | 1     | 3.50  |       |
| 1999    | 2   | Sansone, Jeff       | 55 | 103 | 28 | 31  | .301  | 8  | 1  | 1  | 44  | .427  | 15  | 2   | 0  | 3  | 0   | 19 | 10 | 2    | .374  | .801  | 11    | 5.42  |
| 2003    | 2   | Santiago, Josh      | 19 | 36  | 5  | 10  | .278  | 4  | 0  | 1  | 17  | .472  | 8   | 0   | 0  | 0  | 8   | 4  | 1  | .366 | .838  | 5     | 4.50  |       |
| 1969    | 1   | Sass, Chuck         | 21 | 48  | 4  | 11  | .229  | 3  | 1  | 0  | 16  | .333  | 8   | 2   | 0  | 0  | 10  | 7  | 1  | .339 | .673  | 6     | 4.80  |       |
| 1990    | 2   | Savacool, Scott     | 34 | 71  | 9  | 23  | .324  | 7  | 0  | 0  | 30  | .423  | 13  | 2   | 0  | 0  | 1   | 17 | 7  | 1    | .392  | .815  | 4     | 4.18  |
| 1990    | 2   | Saveley, Chad       | 37 | 119 | 26 | 44  | .370  | 12 | 1  | 4  | 70  | .588  | 39  | 1   | 3  | 5  | 6   | 7  | 4  | 0    | .381  | .969  | 7     | 17.00 |
| 1995    | 3   | Saveley, Ken        | 87 | 281 | 85 | 102 | .363  | 16 | 4  | 4  | 138 | .491  | 57  | 2   | 3  | 30 | 32  | 12 | 26 | 5    | .422  | .913  | 20    | 23.42 |
| 1998    | 3   | Sayre, Jess         | 80 | 225 | 68 | 96  | .427  | 19 | 1  | 5  | 132 | .587  | 72  | 0   | 3  | 7  | 10  | 12 | 44 | 1    | .516  | 1.103 | 10    | 18.75 |
| 2011    | 3   | Scheffler, Jack     | 89 | 254 | 52 | 76  | .299  | 18 | 0  | 11 | 127 | .500  | 50  | 2   | 4  | 3  | 1   | 57 | 37 | 12   | .407  | .907  | 23    | 4.46  |
| 2007    | 3   | Schell, Teddy       | 86 | 252 | 51 | 72  | .286  | 13 | 1  | 6  | 105 | .417  | 58  | 0   | 3  | 2  | 40  | 21 | 2  | .342 | .758  | 10    | 6.30  |       |
| 2005    | 1   | Schild, Colin       | 1  | 1   | 0  | 0   | .000  | 0  | 0  | 0  | 0   | .000  | 0   | 0   | 0  | 0  | 1   | 0  | 0  | .000 | .000  | 0     | 1.00  |       |
| 1993    | 4   | Schmalz, Darin      | 96 | 273 | 72 | 105 | .385  | 22 | 3  | 3  | 142 | .520  | 53  | 4   | 5  | 18 | 28  | 23 | 43 | 1    | .463  | .983  | 19    | 11.87 |
| 1990    | 1   | Schmidt, Eric       | 1  | 1   | 0  | 0   | .000  | 0  | 0  | 0  | 0   | .000  | 0   | 0   | 0  | 0  | 0   | 0  | 0  | 0    | .000  | .000  | 0     | -     |
| 2022    | 1   | Schnaubelt, Kurt    | 17 | 10  | 7  | 4   | .400  | 1  | 0  | 0  | 5   | .500  | 4   | 0   | 0  | 1  | 1   | 4  | 0  | 0    | .400  | .900  | 1     | 2.50  |
| 2002    | 1   | Schneider, John     | 29 | 69  | 21 | 17  | .246  | 1  | 0  | 2  | 24  | .348  | 12  |     |    |    | 13  | 12 | 0  | .358 | .706  | 5     | 5.31  |       |
| 2003    | 2   | Schneider, Mike     | 36 | 85  | 26 | 25  | .294  | 5  | 0  | 0  | 31  | .365  | 17  | 4   | 1  | 2  | 16  | 9  | 5  | .390 | .755  | 2     | 5.31  |       |
| 1989    | 2   | Schubbe, Chris      | 27 | 1   | 0  | 0   | .000  | 0  | 0  | 0  | 0   | .000  | 0   | 0   | 0  | 0  | 0   | 1  | 1  | 0    | .500  | .500  | 3     | 1.00  |
| 1981    | 2   | Schuerg, Chris      | 42 | 124 | 26 | 44  | .355  | 4  | 3  | 3  | 63  | .508  | 31  | 1   | 0  | 2  | 20  | 11 | 1  | .412 | .920  | 10    | 6.20  |       |



## BHS Career: Alphabetical Listing of All Players' Batting Statistics

| Grad Yr | Yrs | NAME               | G  | AB  | R  | H  | AVG  | 2B | 3B | HR | TB  | SLG  | RBI | SAC | SF | SB | ATT | SO | BB | HB | OBA   | OPS   | E  | AB:SO |
|---------|-----|--------------------|----|-----|----|----|------|----|----|----|-----|------|-----|-----|----|----|-----|----|----|----|-------|-------|----|-------|
| 1984    | 1   | Schultz, Rob       | 1  | 1   | 0  | 0  | .000 | 0  | 0  | 0  | 0   | .000 | 0   | 0   | 0  | 0  | 0   | 0  | 0  | 0  | .000  | .000  | 0  | -     |
| 2002    | 2   | Schultz, Steve     | 5  | 1   | 0  | 0  | .000 | 0  | 0  | 0  | 0   | .000 | 0   |     |    | 0  |     | 0  | 0  | 0  | .000  | .000  | 2  | -     |
| 1994    | 1   | Schumaker, Hunter  | 1  | 0   | 0  | 0  | .000 | 0  | 0  | 0  | 0   | .000 | 0   | 0   | 0  | 0  | 0   | 0  | 1  | 0  | 1.000 | 1.000 | 1  | -     |
| 1990    | 3   | Schumaker, Jason   | 82 | 232 | 83 | 84 | .362 | 14 | 3  | 21 | 167 | .720 | 81  | 0   | 2  | 28 | 28  | 42 | 46 | 7  | .477  | 1.197 | 18 | 5.52  |
| 1994    | 3   | Schumaker, Ryan    | 72 | 192 | 46 | 59 | .307 | 16 | 0  | 10 | 105 | .547 | 43  | 1   | 3  | 5  | 8   | 44 | 33 | 2  | .409  | .956  | 15 | 4.36  |
| 1976    | 2   | Schwartzberg, Jim  | 38 | 117 | 32 | 37 | .316 | 6  | 2  | 0  | 47  | .402 | 21  | 5   | 0  | 5  |     | 5  | 8  | 13 | .420  | .822  | 0  | 23.40 |
| 1972    | 2   | Schwartzberg, Mike | 31 | 74  | 23 | 25 | .338 | 1  | 2  | 0  | 30  | .405 | 10  | 1   | 0  | 12 |     | 23 | 11 | 2  | .437  | .842  | 4  | 3.22  |
| 2014    | 2   | Sciaccotta, Joey   | 66 | 122 | 28 | 33 | .270 | 2  | 0  | 0  | 35  | .287 | 23  | 14  | 0  | 1  | 3   | 16 | 20 | 6  | .399  | .686  | 4  | 7.63  |
| 2019    | 2   | Seagrist, John     | 51 | 136 | 14 | 40 | .294 | 10 | 0  | 5  | 65  | .478 | 50  | 1   | 3  | 1  | 2   | 29 | 14 | 10 | .393  | .871  | 3  | 4.69  |
| 1978    | 2   | Seaton, Joe        | 17 | 1   | 0  | 0  | .000 | 0  | 0  | 0  | 0   | .000 | 0   | 0   | 0  | 0  |     | 1  | 0  | 0  | .000  | .000  | 7  | 1.00  |
| 2018    | 1   | Seibert, Devin     | 17 | 10  | 9  | 0  | .000 | 0  | 0  | 0  | 0   | .000 | 3   | 0   | 0  | 2  | 2   | 5  | 1  | 2  | .231  | .231  | 0  | 2.00  |
| 1974    | 1   | Semcken, Harry     | 5  | 5   | 1  | 1  | .200 | 0  | 0  | 0  | 1   | .200 | 2   | 0   | 0  | 0  |     | 3  | 0  | 0  | .200  | .400  | 0  | 1.67  |
| 2019    | 1   | Sesin, Tommy       | 2  | 2   | 1  | 0  | .000 | 0  | 0  | 0  | 0   | .000 | 0   | 0   | 0  | 2  | 2   | 0  | 0  | 0  | .000  | .000  | 0  | -     |
| 2015    | 1   | Shabez, Art        | 1  | 0   | 0  | 0  | .000 | 0  | 0  | 0  | 0   | .000 | 0   | 0   | 0  | 0  | 0   | 0  | 0  | 0  | .000  | .000  | 0  | -     |
| 1969    | 1   | Shade, Gary        | 6  | 3   | 1  | 0  | .000 | 0  | 0  | 0  | 0   | .000 | 0   | 0   | 0  | 0  |     | 2  | 1  | 0  | .250  | .250  | 1  | 1.50  |
| 2001    | 1   | Shaeffer, Bill     | 6  | 4   | 1  | 1  | .250 | 1  | 0  | 0  | 2   | .500 | 3   |     |    | 0  |     | 2  | 1  | 0  | .400  | .900  |    | 2.00  |
| 2002    | 3   | Shanders, Mike     | 19 | 2   | 0  | 1  | .500 | 0  | 0  | 0  | 1   | .500 | 0   |     |    | 0  |     | 0  | 0  | 0  | .500  | 1.000 | 5  | -     |
| 2012    | 2   | Shattuck, John     | 9  | 14  | 0  | 3  | .214 | 0  | 0  | 0  | 3   | .214 | 1   | 0   | 0  | 0  | 0   | 3  | 0  | 1  | .267  | .481  | 2  | 4.67  |
| 1974    | 1   | Shaw, Neil         | 6  | 3   | 1  | 1  | .333 | 1  | 0  | 0  | 2   | .667 | 1   | 0   | 0  | 0  |     | 1  | 1  | 0  | .500  | 1.167 | 0  | 3.00  |
| 2000    | 2   | Sheehan, Nick      | 1  | 0   | 0  | 0  | .000 | 0  | 0  | 0  | 0   | .000 | 0   | 0   | 0  | 0  |     | 0  | 0  | 0  | .000  | .000  | 0  | -     |
| 2008    | 1   | Sheetz, Joe        | 8  | 0   | 4  | 0  | .000 | 0  | 0  | 0  | 0   | .000 | 0   | 0   | 0  | 0  |     | 0  | 0  | 1  | 1.000 | 1.000 |    | -     |
| 1976    | 2   | Shellenback, Carl  | 65 | 194 | 58 | 52 | .268 | 4  | 3  | 3  | 71  | .366 | 35  | 10  | 0  | 34 |     | 42 | 36 | 5  | .396  | .762  | 13 | 4.62  |
| 1978    | 3   | Shellenback, Eric  | 66 | 175 | 65 | 67 | .383 | 9  | 6  | 10 | 118 | .674 | 47  | 7   | 0  | 17 |     | 31 | 31 | 3  | .483  | 1.158 | 11 | 5.65  |
| 1975    | 3   | Shellenback, Frank | 73 | 211 | 81 | 85 | .403 | 20 | 6  | 8  | 141 | .668 | 76  | 5   | 0  | 36 |     | 35 | 51 | 6  | .530  | 1.198 | 5  | 6.03  |
| 2007    | 1   | Shelton, Derek     | 10 | 31  | 24 | 7  | .226 | 0  | 0  | 0  | 7   | .226 | 2   |     |    |    |     | 7  | 5  | 1  | .351  | .577  |    | 4.43  |
| 2003    | 1   | Shelton, Josh      | 3  | 2   | 1  | 0  | .000 | 0  | 0  | 0  | 0   | .000 | 0   | 0   | 0  | 0  |     | 1  | 1  | 0  | .333  | .333  | 0  | 2.00  |
| 1999    | 1   | Shelton, Tim       | 0  | 0   | 0  | 0  | .000 | 0  | 0  | 0  | 0   | .000 | 0   | 0   | 0  | 0  |     | 0  | 0  | 0  | .000  | .000  | 0  | -     |
| 1997    | 2   | Shemmer, Matt      | 56 | 96  | 18 | 29 | .302 | 4  | 0  | 0  | 33  | .344 | 17  | 2   | 1  | 5  | 6   | 9  | 9  | 2  | .370  | .714  | 11 | 10.67 |
| 2005    | 2   | Sherlock, Will     | 9  | 2   | 1  | 1  | .500 | 0  | 0  | 0  | 1   | .500 | 1   | 0   | 0  | 0  |     | 1  | 0  | 0  | .500  | 1.000 | 0  | 2.00  |
| 1983    | 2   | Short, Joe         | 9  | 23  | 3  | 7  | .304 | 1  | 0  | 0  | 8   | .348 | 4   | 0   | 0  | 0  |     | 5  | 3  | 0  | .385  | .732  | 3  | 4.60  |
| 1983    | 2   | Shotkoski, Dave    | 27 | 3   | 0  | 1  | .333 | 0  | 0  | 0  | 1   | .333 | 1   | 0   | 0  | 0  |     | 1  | 0  | 0  | .333  | .667  | 2  | 3.00  |
| 1975    | 2   | Simond, Rob        | 17 | 37  | 6  | 18 | .486 | 3  | 0  | 0  | 21  | .568 | 10  | 0   | 0  | 1  |     | 5  | 2  | 0  | .513  | 1.080 | 6  | 7.40  |
| 2014    | 2   | Sincox, Reed       | 15 | 16  | 0  | 1  | .063 | 0  | 0  | 0  | 1   | .063 | 0   | 0   | 0  | 0  | 0   | 5  | 1  | 1  | .167  | .229  | 0  | 3.20  |
| 1994    | 2   | Sislow, Mike       | 42 | 33  | 18 | 8  | .242 | 0  | 1  | 0  | 10  | .303 | 3   | 1   | 0  | 1  | 2   | 6  | 5  | 1  | .359  | .662  | 2  | 5.50  |
| 1983    | 2   | Skaggs, Tim        | 36 | 102 | 29 | 42 | .412 | 10 | 2  | 3  | 65  | .637 | 13  | 6   | 0  | 10 |     | 17 | 10 | 0  | .464  | 1.102 | 1  | 6.00  |
| 1980    | 2   | Skoczylas, Jeff    | 50 | 141 | 45 | 39 | .277 | 3  | 4  | 1  | 53  | .376 | 12  | 6   | 0  | 10 |     | 17 | 27 | 1  | .396  | .772  | 13 | 8.29  |
| 1978    | 1   | Skogh, Bill        | 4  | 11  | 1  | 2  | .182 | 0  | 1  | 0  | 4   | .364 | 3   | 0   | 0  | 0  |     | 3  | 13 | 0  | .625  | .989  | 4  | 3.67  |

## BHS Career: Alphabetical Listing of All Players' Batting Statistics

| Grad Yr | Yrs | NAME                | G  | AB  | R  | H  | AVG  | 2B | 3B | HR | TB  | SLG   | RBI | SAC | SF | SB | ATT | SO | BB | HB | OBA  | OPS   | E  | AB:SO |
|---------|-----|---------------------|----|-----|----|----|------|----|----|----|-----|-------|-----|-----|----|----|-----|----|----|----|------|-------|----|-------|
| 1981    | 2   | Skogh, Pete         | 31 | 67  | 11 | 12 | .179 | 1  | 0  | 0  | 13  | .194  | 4   | 3   | 0  | 4  |     | 9  | 11 | 1  | .304 | .498  | 12 | 7.44  |
| 1977    | 2   | Skorupa, Elliott    | 15 | 2   | 1  | 1  | .500 | 1  | 0  | 0  | 2   | 1.000 | 0   | 0   | 0  | 0  |     | 1  | 1  | 0  | .667 | 1.667 | 4  | 2.00  |
| 1982    | 1   | Skorupa, Paul       | 24 | 63  | 7  | 17 | .270 | 2  | 0  | 1  | 22  | .349  | 16  | 2   | 0  | 2  |     | 10 | 9  | 1  | .370 | .719  | 9  | 6.30  |
| 1989    | 2   | Slagle, Eric        | 37 | 52  | 9  | 15 | .288 | 0  | 0  | 3  | 24  | .462  | 12  | 1   | 1  | 0  | 1   | 18 | 14 | 0  | .433 | .894  | 3  | 2.89  |
| 1989    | 1   | Sloan, Joe          | 25 | 44  | 9  | 14 | .318 | 2  | 1  | 0  | 18  | .409  | 10  | 1   | 0  | 0  | 0   | 6  | 2  | 0  | .348 | .757  | 1  | 7.33  |
| 1986    | 1   | Sloate, Tim         | 19 | 23  | 9  | 10 | .435 | 1  | 0  | 1  | 14  | .609  | 4   | 0   | 0  | 0  | 0   | 3  | 1  | 0  | .458 | 1.067 | 0  | 7.67  |
| 1980    | 1   | Slocum, Craig       | 3  | 5   | 0  | 0  | .000 | 0  | 0  | 0  | 0   | .000  | 1   | 0   | 0  | 0  |     | 0  | 2  | 0  | .286 | .286  | 1  | -     |
| 1990    | 1   | Slusser, Shaun      | 25 | 43  | 8  | 13 | .302 | 3  | 0  | 1  | 19  | .442  | 8   | 3   | 0  | 0  | 1   | 9  | 5  | 2  | .400 | .842  | 1  | 4.78  |
| 1996    | 2   | Smith, David        | 46 | 49  | 8  | 8  | .163 | 1  | 0  | 0  | 9   | .184  | 5   | 2   | 1  | 1  | 1   | 16 | 4  | 3  | .263 | .447  | 9  | 3.06  |
| 1984    | 2   | Smith, Doug         | 39 | 87  | 11 | 19 | .218 | 4  | 1  | 0  | 25  | .287  | 13  | 3   | 0  | 1  | 1   | 12 | 8  | 0  | .284 | .572  | 18 | 7.25  |
| 1996    | 1   | Smith, Jeff         | 7  | 4   | 2  | 1  | .250 | 0  | 0  | 0  | 1   | .250  | 1   | 0   | 0  | 0  | 0   | 1  | 0  | 0  | .250 | .500  | 0  | 4.00  |
| 2020    | 1   | Smith, Nolan        | 16 | 29  | 9  | 6  | .207 | 0  | 0  | 0  | 6   | .207  | 6   | 1   | 0  | 2  | 2   | 7  | 5  | 1  | .343 | .550  | 10 | 4.14  |
| 1966    | 2   | Smith, Rob          | 22 | 139 | 15 | 42 | .302 | 4  | 2  | 1  | 21  | .151  | 18  | 0   | 0  | 2  |     | 8  | 9  | 0  | .345 | .496  | 6  | 17.38 |
| 1994    | 2   | Smith, Todd         | 67 | 188 | 54 | 66 | .351 | 5  | 1  | 0  | 73  | .388  | 26  | 4   | 2  | 14 | 16  | 34 | 30 | 0  | .436 | .825  | 4  | 5.53  |
| 2004    | 1   | Snelgrove, Elliott  | 0  | 0   | 0  | 0  | .000 | 0  | 0  | 0  | 0   | .000  | 0   | 0   | 0  | 0  |     | 0  | 0  | 0  | .000 | .000  | 0  | -     |
| 1988    | 3   | Sobocienski, Adam   | 84 | 233 | 85 | 93 | .399 | 22 | 2  | 12 | 155 | .665  | 71  | 3   | 3  | 8  | 12  | 22 | 48 | 4  | .503 | 1.169 | 9  | 10.59 |
| 1993    | 1   | Sokolowski, Matt    | 4  | 6   | 1  | 2  | .333 | 0  | 0  | 0  | 2   | .333  | 2   | 0   | 0  | 0  | 0   | 1  | 0  | 0  | .333 | .667  | 0  | 6.00  |
| 1988    | 2   | Sokulski, Doug      | 60 | 122 | 39 | 38 | .311 | 5  | 0  | 2  | 49  | .402  | 32  | 3   | 1  | 20 | 24  | 15 | 18 | 0  | .397 | .799  | 16 | 8.13  |
| 2014    | 1   | Solinski, Christian | 5  | 5   | 0  | 1  | .200 | 0  | 0  | 0  | 1   | .200  | 1   | 0   |    |    | 0   | 0  | 0  | 0  | .200 | .400  |    | -     |
| 1992    | 2   | Soske, Ed           | 34 | 67  | 13 | 20 | .299 | 1  | 1  | 0  | 23  | .343  | 12  | 1   | 1  | 1  | 1   | 13 | 8  | 8  | .429 | .772  | 4  | 5.15  |
| 2003    | 2   | Sowa, Mike          | 48 | 83  | 10 | 23 | .277 | 2  | 0  | 0  | 25  | .301  | 5   | 0   | 0  | 0  |     | 18 | 12 | 1  | .375 | .676  | 6  | 4.61  |
| 1986    | 2   | Sparesus, Brad      | 33 | 53  | 13 | 15 | .283 | 4  | 1  | 0  | 21  | .396  | 6   | 2   | 0  | 2  | 4   | 16 | 7  | 1  | .377 | .773  | 4  | 3.31  |
| 2011    | 1   | Stallone, Patrick   | 3  | 8   | 0  | 1  | .125 | 0  | 0  | 0  | 1   | .125  | 1   | 0   | 0  | 0  | 0   | 0  | 0  | 0  | .125 | .250  | 4  | -     |
| 1980    | 1   | Stayart, Todd       | 4  | 2   | 2  | 0  | .000 | 0  | 0  | 0  | 0   | .000  | 0   | 0   | 0  | 0  |     | 0  | 3  | 0  | .600 | .600  | 0  | -     |
| 2016    | 2   | Starvel, Colin      | 59 | 137 | 16 | 51 | .372 | 9  | 1  | 1  | 65  | .474  | 20  | 2   | 0  | 3  | 5   | 8  | 5  | 0  | .394 | .869  | 4  | 17.13 |
| 1994    | 2   | Steinhoffer, Shane  | 14 | 14  | 6  | 6  | .429 | 1  | 0  | 0  | 7   | .500  | 5   | 0   | 0  | 1  | 1   | 0  | 5  | 0  | .579 | 1.079 | 0  | -     |
| 1979    | 2   | Stephenson, Scott   | 19 | 34  | 4  | 9  | .265 | 0  | 0  | 0  | 9   | .265  | 9   | 2   | 0  | 0  |     | 8  | 2  | 0  | .306 | .570  | 0  | 4.25  |
| 1977    | 2   | Stewart, Jay        | 14 | 31  | 7  | 10 | .323 | 1  | 0  | 0  | 11  | .355  | 5   | 1   | 0  | 0  |     | 3  | 6  | 0  | .432 | .787  | 5  | 10.33 |
| 2015    | 2   | Stopka, Andrew      | 26 | 12  | 22 | 2  | .167 | 0  | 0  | 0  | 2   | .167  | 1   | 2   | 0  | 4  | 4   | 0  | 2  | 0  | .286 | .452  | 3  | -     |
| 2007    | 2   | Stopka, Steve       | 30 | 76  | 20 | 18 | .237 | 3  | 0  | 0  | 21  | .276  | 4   | 0   | 0  | 0  |     | 17 | 14 | 0  | .356 | .632  | 0  | 4.47  |
| 1996    | 2   | Strother, Scott     | 36 | 54  | 4  | 17 | .315 | 3  | 0  | 0  | 20  | .370  | 11  | 0   | 0  | 0  | 0   | 12 | 3  | 0  | .351 | .721  | 6  | 4.50  |
| 2012    | 2   | Stumpf, Jack        | 2  | 1   | 1  | 0  | .000 | 0  | 0  | 0  | 0   | .000  | 0   | 0   | 0  | 0  | 0   | 1  | 0  | 0  | .000 | .000  | 0  | 1.00  |
| 2009    | 2   | Sullivan, Bryant    | 12 | 23  | 7  | 10 | .435 | 0  | 0  | 0  | 10  | .435  | 7   | 1   | 1  | 0  |     | 6  | 1  | 0  | .440 | .875  | 0  | 3.83  |
| 1991    | 2   | Swaggerty, Chad     | 12 | 21  | 6  | 6  | .286 | 0  | 0  | 0  | 6   | .286  | 5   | 0   | 0  | 1  | 1   | 4  | 1  | 0  | .318 | .604  | 2  | 5.25  |
| 2016    | 2   | Swanson, Blake      | 46 | 121 | 19 | 39 | .322 | 8  | 0  | 3  | 56  | .463  | 34  | 2   | 3  | 6  | 6   | 12 | 10 | 6  | .393 | .856  | 13 | 10.08 |
| 2022    | 1   | Swarbrick, J.D.     | 23 | 64  | 21 | 24 | .375 | 1  | 0  | 0  | 25  | .391  | 11  | 1   | 0  | 3  | 3   | 8  | 8  | 5  | .481 | .871  | 7  | 8.00  |
| 1984    | 2   | Swenson, Scott      | 41 | 101 | 11 | 34 | .337 | 5  | 2  | 0  | 43  | .426  | 19  | 9   | 0  | 1  | 1   | 16 | 8  | 1  | .391 | .817  | 8  | 6.31  |

## BHS Career: Alphabetical Listing of All Players' Batting Statistics

| Grad Yr | Yrs | NAME               | G  | AB  | R  | H  | AVG   | 2B | 3B | HR | TB | SLG   | RBI | SAC | SF | SB | ATT | SO | BB | HB | OBA   | OPS   | E  | AB:SO |
|---------|-----|--------------------|----|-----|----|----|-------|----|----|----|----|-------|-----|-----|----|----|-----|----|----|----|-------|-------|----|-------|
| 1978    | 2   | Talashkek, Tom     | 43 | 107 | 31 | 38 | .355  | 5  | 1  | 0  | 45 | .421  | 15  | 1   | 0  | 10 |     | 13 | 23 | 5  | .489  | .909  | 2  | 8.23  |
| 1998    | 2   | Tapley, Mark       | 31 | 75  | 17 | 21 | .280  | 6  | 0  | 0  | 27 | .360  | 17  | 0   | 1  | 1  | 5   | 9  | 5  | 1  | .329  | .689  | 0  | 8.33  |
| 1978    | 2   | Tasch, Chuck       | 31 | 97  | 25 | 37 | .381  | 3  | 1  | 0  | 42 | .433  | 6   | 5   | 0  | 4  |     | 8  | 11 | 2  | .455  | .888  | 10 | 12.13 |
| 1973    | 1   | Tasch, Ray         | 8  | 2   | 1  | 1  | .500  | 0  | 0  | 0  | 1  | .500  | 0   | 0   | 0  | 0  |     | 0  | 0  | 0  | .500  | 1.000 | 0  | -     |
| 2022    | 1   | Tepas, Gavin       | 9  | 11  | 6  | 7  | .636  | 0  | 1  | 0  | 9  | .818  | 5   | 0   | 0  | 1  | 1   | 1  | 0  | 0  | .636  | 1.455 | 0  | 11.00 |
| 1999    | 2   | Therault, Scott    | 58 | 141 | 46 | 49 | .348  | 6  | 0  | 0  | 55 | .390  | 22  | 5   | 1  | 5  | 0   | 22 | 31 | 4  | .475  | .865  | 6  | 6.41  |
| 1992    | 2   | Thomas, Spencer    | 22 | 50  | 10 | 14 | .280  | 0  | 0  | 0  | 14 | .280  | 4   | 0   | 1  | 5  | 6   | 4  | 17 | 1  | .464  | .744  | 6  | 12.50 |
| 1989    | 3   | Thompson, Chris    | 68 | 135 | 32 | 38 | .281  | 5  | 1  | 1  | 49 | .363  | 20  | 5   | 0  | 1  | 1   | 18 | 14 | 6  | .374  | .737  | 15 | 7.50  |
| 2022    | 1   | Thompson, Harley   | 10 | 15  | 3  | 4  | .267  | 1  | 0  | 0  | 5  | .333  | 0   | 0   | 0  | 0  | 0   | 5  | 7  | 2  | .542  | .875  | 0  | 3.00  |
| 1980    | 3   | Tichy, Paul        | 44 | 103 | 19 | 32 | .311  | 5  | 0  | 4  | 49 | .476  | 16  | 5   | 0  | 0  |     | 16 | 9  | 1  | .372  | .847  | 7  | 6.44  |
| 1983    | 1   | Tiempe, Craig      | 1  | 3   | 1  | 1  | .333  | 0  | 0  | 0  | 1  | .333  | 1   | 1   | 0  | 0  |     | 1  | 0  | 0  | .333  | .667  | 0  | 3.00  |
| 1984    | 2   | Tilles, Steve      | 59 | 193 | 48 | 65 | .337  | 12 | 4  | 2  | 91 | .472  | 41  | 5   | 0  | 17 | 15  | 18 | 10 | 3  | .379  | .850  | 11 | 10.72 |
| 1985    | 1   | Tilly, Greg        | 2  | 1   | 1  | 0  | .000  | 0  | 0  | 0  | 0  | .000  | 0   | 0   | 0  | 0  | 0   | 0  | 1  | 0  | .500  | .500  | 0  | -     |
| 1982    | 2   | Timlin, Dan        | 21 | 66  | 14 | 26 | .394  | 6  | 1  | 1  | 37 | .561  | 18  | 3   | 0  | 3  |     | 16 | 3  | 2  | .437  | .997  | 1  | 4.13  |
| 1992    | 2   | Tinkham, Brad      | 11 | 0   | 0  | 0  | .000  | 0  | 0  | 0  | 0  | .000  | 0   | 0   | 0  | 0  | 0   | 1  | 0  | 0  | .000  | .000  | 2  | -     |
| 1998    | 2   | Tinkham, Brady     | 58 | 64  | 11 | 20 | .313  | 5  | 0  | 1  | 28 | .438  | 15  | 0   | 2  | 0  | 1   | 21 | 4  | 1  | .352  | .790  | 4  | 3.05  |
| 1972    | 2   | Tolledo, Ernie     | 36 | 79  | 11 | 20 | .253  | 2  | 0  | 0  | 22 | .278  | 9   | 5   | 0  | 0  |     | 9  | 14 | 0  | .366  | .644  | 4  | 8.78  |
| 1997    | 2   | Tommaso, Tim       | 60 | 133 | 36 | 53 | .398  | 10 | 0  | 2  | 69 | .519  | 25  | 1   | 1  | 14 | 17  | 18 | 11 | 2  | .449  | .968  | 3  | 7.39  |
| 1984    | 2   | Trautwein, Dave    | 34 | 47  | 4  | 10 | .213  | 5  | 0  | 0  | 15 | .319  | 6   | 1   | 2  | 0  | 0   | 6  | 4  | 0  | .264  | .583  | 8  | 7.83  |
| 1980    | 2   | Trautwein, John    | 32 | 82  | 13 | 25 | .305  | 1  | 1  | 1  | 31 | .378  | 19  | 1   | 1  | 1  |     | 19 | 5  | 1  | .348  | .726  | 2  | 4.32  |
| 2012    | 1   | Trautwein, Wyatt   | 1  | 0   | 0  | 0  | .000  | 0  | 0  | 0  | 0  | .000  | 0   | 0   | 0  | 0  | 0   | 0  | 0  | 0  | .000  | .000  | 1  | -     |
| 1979    | 2   | Traylor, Hunter    | 5  | 1   | 1  | 1  | 1.000 | 0  | 0  | 0  | 1  | 1.000 | 0   | 0   | 0  | 0  |     | 0  | 0  | 0  | 1.000 | 2.000 | 3  | -     |
| 1967    | 1   | Trebing, Chuck     | 1  | 64  | 0  | 20 | .313  | 0  | 0  | 0  | 20 | .313  | 0   | 0   | 0  | 0  |     | 0  | 0  | 0  | .313  | .625  | 0  | -     |
| 1981    | 2   | Trenning, Jeff     | 23 | 13  | 1  | 1  | .077  | 1  | 0  | 0  | 2  | .154  | 0   | 0   | 0  | 0  | 0   | 3  | 0  | 0  | .077  | .231  | 9  | 4.33  |
| 1985    | 2   | Tronolone, Carmine | 52 | 152 | 39 | 53 | .349  | 8  | 3  | 6  | 85 | .559  | 40  | 1   | 1  | 15 | 17  | 21 | 16 | 0  | .408  | .967  | 6  | 7.24  |
| 2015    | 1   | Trojan, Kyle       | 1  | 1   | 0  | 0  | .000  | 0  | 0  | 0  | 0  | .000  | 0   | 0   | 0  | 0  | 0   | 0  | 0  | 0  | .000  | .000  | 0  | -     |
| 2017    | 2   | Trojan, Tyler      | 44 | 103 | 37 | 36 | .350  | 3  | 1  | 0  | 41 | .398  | 16  | 2   | 0  | 9  | 9   | 13 | 8  | 3  | .412  | .803  | 4  | 7.92  |
| 2009    | 1   | Troy, Paul         | 2  | 3   | 0  | 0  | .000  | 0  | 0  | 0  | 0  | .000  | 0   | 0   | 0  | 0  |     | 2  | 0  | 0  | .000  | .000  | 2  | 1.50  |
| 1991    | 1   | Tulko, Bill        | 3  | 0   | 0  | 0  | .000  | 0  | 0  | 0  | 0  | .000  | 0   | 0   | 0  | 0  | 0   | 0  | 0  | 0  | .000  | .000  | 1  | -     |
| 2010    | 2   | Tureck, Tyler      | 12 | 0   | 0  | 0  | .000  | 0  | 0  | 0  | 0  | .000  | 0   | 0   | 0  | 0  | 0   | 0  | 1  | 0  | 1.000 | 1.000 | 1  | -     |
| 2005    | 1   | Twite, Brandon     | 2  | 1   | 0  | 0  | .000  | 0  | 0  | 0  | 0  | .000  | 0   | 0   | 0  | 0  |     | 1  | 1  | 0  | .500  | .500  | 0  | 1.00  |
| 2009    | 2   | Unak, Tom          | 37 | 65  | 12 | 18 | .277  | 1  | 0  | 1  | 22 | .338  | 16  | 0   | 1  | 0  |     | 21 | 9  | 4  | .392  | .731  | 5  | 3.10  |
| 1993    | 1   | Vanni, Rob         | 3  | 2   | 1  | 0  | .000  | 0  | 0  | 0  | 0  | .000  | 0   | 0   | 0  | 0  | 0   | 1  | 1  | 0  | .333  | .333  | 0  | 2.00  |
| 1976    | 2   | VanRoyan, Scott    | 12 | 7   | 6  | 1  | .143  | 0  | 0  | 0  | 1  | .143  | 0   | 0   | 0  | 1  |     | 16 | 0  | 0  | .143  | .286  | 0  | 0.44  |
| 2021    | 1   | Vojack, Matt       | 1  | 1   | 0  | 0  | .000  | 0  | 0  | 0  | 0  | .000  | 0   | 0   | 0  | 0  | 0   | 1  | 0  | 1  | .500  | .500  | 4  | 1.00  |
| 2003    | 1   | Wagner, Greg       | 7  | 0   | 0  | 0  | .000  | 0  | 0  | 0  | 0  | .000  | 0   | 0   | 0  | 0  |     | 0  | 0  | 0  | .000  | .000  | 0  | -     |
| 1991    | 2   | Wagner, Mike       | 14 | 14  | 4  | 3  | .214  | 0  | 0  | 0  | 3  | .214  | 2   | 0   | 0  | 0  | 0   | 1  | 2  | 0  | .313  | .527  | 3  | 14.00 |

## BHS Career: Alphabetical Listing of All Players' Batting Statistics

| Grad Yr | Yrs | NAME               | G   | AB  | R   | H   | AVG  | 2B | 3B | HR | TB  | SLG  | RBI | SAC | SF | SB | ATT | SO | BB | HB | OBA   | OPS   | E  | AB:SO |
|---------|-----|--------------------|-----|-----|-----|-----|------|----|----|----|-----|------|-----|-----|----|----|-----|----|----|----|-------|-------|----|-------|
| 2012    | 2   | Waliczek, Frank    | 48  | 129 | 23  | 37  | .287 | 6  | 2  | 1  | 50  | .388 | 18  | 1   | 0  | 4  | 4   | 20 | 14 | 2  | .366  | .753  | 2  | 6.45  |
| 2017    | 2   | Walker, Justin     | 38  | 87  | 17  | 18  | .207 | 1  | 0  | 1  | 22  | .253 | 17  | 2   | 1  | 1  | 1   | 20 | 6  | 9  | .320  | .570  | 1  | 4.35  |
| 1966    | 1   | Wall, Mike         | 21  | 75  | 14  | 24  | .320 | 5  | 0  | 2  | 35  | .467 | 11  | 0   | 0  | 6  |     | 15 | 9  | 0  | .393  | .860  | 9  | 5.00  |
| 1972    | 2   | Walliser, Carl     | 41  | 109 | 23  | 30  | .275 | 2  | 0  | 0  | 32  | .294 | 19  | 4   | 0  | 25 |     | 11 | 24 | 2  | .415  | .708  | 20 | 9.91  |
| 1974    | 2   | Walsh, Charlie     | 21  | 18  | 3   | 3   | .167 | 1  | 1  | 0  | 6   | .333 | 0   | 0   | 0  | 0  |     | 11 | 6  | 0  | .375  | .708  | 1  | 1.64  |
| 1987    | 2   | Wambach, James     | 70  | 171 | 48  | 68  | .398 | 9  | 0  | 10 | 107 | .626 | 55  | 1   | 3  | 0  | 0   | 20 | 31 | 5  | .495  | 1.121 | 2  | 8.55  |
| 2011    | 2   | Ward, Taylor       | 2   | 0   | 0   | 0   | .000 | 0  | 0  | 0  | 0   | .000 | 0   | 0   | 0  | 0  | 0   | 0  | 0  | 0  | .000  | .000  | 1  | -     |
| 1999    | 1   | Watts, Brandon     | 3   | 4   | 0   | 0   | .000 | 0  | 0  | 0  | 0   | .000 | 0   | 0   | 0  | 0  |     | 0  | 0  | 0  | .000  | .000  | 0  | -     |
| 1969    | 1   | Weigold, Art       | 1   | 0   | 0   | 0   | .000 | 0  | 0  | 0  | 0   | .000 | 0   | 0   | 0  | 0  |     | 0  | 1  | 0  | 1.000 | 1.000 | 0  | -     |
| 2011    | 2   | Weisshappel, Mike  | 7   | 0   | 0   | 0   | .000 | 0  | 0  | 0  | 0   | .000 | 0   | 0   | 0  | 0  | 0   | 0  | 0  | 0  | .000  | .000  | 2  | -     |
| 2009    | 2   | Weisshappel, Steph | 33  | 85  | 14  | 23  | .271 | 8  | 0  | 1  | 34  | .400 | 17  | 1   | 1  | 1  |     | 28 | 7  | 6  | .364  | .764  | 13 | 3.04  |
| 1967    | 2   | Welch, Ted         | 18  | 111 | 8   | 34  | .306 | 1  | 1  | 0  | 37  | .333 | 19  | 0   | 0  | 5  |     | 17 | 5  | 0  | .336  | .670  | 3  | 6.53  |
| 1993    | 2   | Welch, Will        | 46  | 107 | 26  | 34  | .318 | 9  | 1  | 0  | 45  | .421 | 24  | 2   | 0  | 6  | 8   | 18 | 24 | 1  | .447  | .868  | 9  | 5.94  |
| 1969    | 1   | Wendt, Gary        | 18  | 45  | 9   | 16  | .356 | 0  | 1  | 0  | 18  | .400 | 9   | 1   | 0  | 0  |     | 8  | 5  | 1  | .431  | .831  | 4  | 5.63  |
| 1965    | 1   | Wessel, Wally      | 1   | 0   | 0   | 0   | .000 | 0  | 0  | 0  | 0   | .000 | 13  | 0   | 0  | 0  |     | 0  | 0  | 0  | .000  | .000  | 0  | -     |
| 1973    | 1   | West, Keith        | 7   | 5   | 1   | 1   | .200 | 0  | 0  | 0  | 1   | .200 | 1   | 2   | 0  | 0  |     | 2  | 1  | 0  | .333  | .533  | 3  | 2.50  |
| 1969    | 1   | Williams, Joe      | 11  | 9   | 1   | 2   | .222 | 0  | 0  | 0  | 2   | .222 | 0   | 0   | 0  | 1  |     | 2  | 1  | 1  | .364  | .586  | 0  | 4.50  |
| 1992    | 1   | Williams, Lee      | 4   | 0   | 0   | 0   | .000 | 0  | 0  | 0  | 0   | .000 | 0   | 0   | 0  | 0  | 0   | 0  | 0  | 0  | .000  | .000  | 1  | -     |
| 1973    | 1   | Williams, Marty    | 5   | 6   | 1   | 2   | .333 | 0  | 0  | 0  | 2   | .333 | 0   | 0   | 0  | 0  |     | 0  | 0  | 0  | .333  | .667  | 0  | -     |
| 1986    | 2   | Willis, Jerry      | 61  | 140 | 37  | 45  | .321 | 7  | 0  | 4  | 64  | .457 | 39  | 5   | 2  | 10 | 13  | 21 | 18 | 1  | .398  | .855  | 11 | 6.67  |
| 1987    | 4   | Wilson, Dan        | 108 | 333 | 109 | 138 | .414 | 33 | 6  | 20 | 243 | .730 | 124 | 2   | 4  | 14 | 15  | 21 | 46 | 0  | .480  | 1.210 | 23 | 15.86 |
| 1983    | 2   | Wilson, Matt       | 54  | 160 | 47  | 63  | .394 | 13 | 3  | 4  | 94  | .588 | 41  | 4   | 0  | 13 |     | 9  | 18 | 4  | .467  | 1.055 | 12 | 17.78 |
| 1992    | 1   | Wisneski, Craig    | 3   | 3   | 1   | 1   | .333 | 1  | 0  | 0  | 2   | .667 | 0   | 0   | 0  | 0  | 0   | 1  | 0  | 0  | .333  | 1.000 | 1  | 3.00  |
| 1982    | 1   | Wolfe, Phil        | 1   | 4   | 0   | 1   | .250 | 0  | 0  | 0  | 1   | .250 | 0   | 0   | 0  | 0  |     | 1  | 0  | 0  | .250  | .500  | 0  | 4.00  |
| 1970    | 2   | Wyborny, Grant     | 33  | 69  | 13  | 21  | .304 | 2  | 2  | 0  | 27  | .391 | 19  | 6   | 0  | 10 |     | 12 | 3  | 1  | .342  | .734  | 3  | 5.75  |
| 2022    | 1   | Yaney, Ben         | 21  | 48  | 22  | 17  | .354 | 4  | 0  | 1  | 24  | .500 | 8   | 0   | 0  | 5  | 8   | 5  | 5  | 2  | .436  | .936  | 2  | 9.60  |
| 1982    | 2   | Yaney, Joe         | 52  | 122 | 30  | 42  | .344 | 11 | 0  | 2  | 59  | .484 | 33  | 7   | 0  | 3  |     | 12 | 19 | 2  | .441  | .924  | 9  | 10.17 |
| 2014    | 2   | Yorton, Shane      | 48  | 132 | 26  | 41  | .311 | 11 | 1  | 3  | 63  | .477 | 24  | 1   | 1  | 3  | 5   | 33 | 14 | 5  | .395  | .872  | 0  | 4.00  |
| 2017    | 3   | Yorton, Will       | 54  | 141 | 28  | 53  | .376 | 11 | 0  | 6  | 82  | .582 | 43  | 1   | 2  | 5  | 5   | 24 | 14 | 3  | .438  | 1.022 | 5  | 5.88  |
| 2019    | 2   | Young, Scotty      | 16  | 15  | 1   | 2   | .133 | 2  | 0  | 0  | 3   | .200 | 3   | 0   | 0  | 0  | 0   | 5  | 5  | 1  | .381  | .581  | 1  | 3.00  |
| 2022    | 1   | Zakson, Avery      | 18  | 7   | 17  | 3   | .429 | 1  | 0  | 0  | 4   | .571 | 1   | 1   | 0  | 6  | 7   | 2  | 2  | 0  | .556  | 1.127 | 0  | 3.50  |
| 2003    | 2   | Zama, Troy         | 34  | 77  | 8   | 15  | .195 | 0  | 0  | 1  | 18  | .234 | 10  | 0   | 0  | 0  |     | 27 | 8  | 2  | .287  | .521  | 11 | 2.85  |
| 1973    | 2   | Zarosi, Jeff       | 42  | 52  | 16  | 10  | .192 | 0  | 0  | 0  | 10  | .192 | 5   | 1   | 0  | 8  |     | 14 | 4  | 2  | .276  | .468  | 0  | 3.71  |
| 2018    | 1   | Zavoli, Michael    | 57  | 86  | 33  | 34  | .395 | 10 | 2  | 2  | 54  | .628 | 32  | 0   | 0  | 15 | 16  | 20 | 19 | 7  | .536  | 1.164 | 7  | 4.30  |
| 2008    | 2   | Zeisloft, Russ     | 67  | 221 | 43  | 72  | .326 | 13 | 0  | 4  | 100 | .452 | 40  | 3   | 0  | 2  |     | 27 | 28 | 5  | .413  | .866  |    | 8.19  |
| 1986    | 1   | Zick, Craig        | 1   | 0   | 0   | 0   | .000 | 0  | 0  | 0  | 0   | .000 | 0   | 0   | 0  | 0  | 0   | 0  | 0  | 0  | .000  | .000  | 0  | -     |

**BHS Career: Alphabetical Listing of All Players' Batting Statistics**

| Grad Yr | Yrs | NAME               | G  | AB | R  | H  | AVG  | 2B | 3B | HR | TB | SLG  | RBI | SAC | SF | SB | ATT | SO | BB | HB | OBA  | OPS  | E | AB:SO |
|---------|-----|--------------------|----|----|----|----|------|----|----|----|----|------|-----|-----|----|----|-----|----|----|----|------|------|---|-------|
| 1989    | 2   | Zuchristian, Brad  | 38 | 34 | 8  | 5  | .147 | 0  | 0  | 0  | 5  | .147 | 3   | 1   | 0  | 0  | 0   | 7  | 6  | 1  | .293 | .440 | 0 | 4.86  |
| 1984    | 2   | Zuchristian, Scott | 14 | 30 | 5  | 5  | .167 | 0  | 0  | 0  | 5  | .167 | 3   | 0   | 0  | 4  | 3   | 7  | 8  | 0  | .342 | .509 | 5 | 4.29  |
| 2000    | 2   | Zuniga, Darrell    | 19 | 10 | 2  | 3  | .300 | 2  | 0  | 0  | 5  | .500 | 2   | 0   | 0  | 0  |     | 1  | 1  | 0  | .364 | .864 | 0 | 10.00 |
| 2016    | 3   | Zyzda, Jake        | 29 | 43 | 14 | 10 | .233 | 2  | 2  | 0  | 17 | .395 | 4   | 0   | 0  | 6  | 6   | 14 | 6  | 0  | .327 | .722 | 5 | 3.07  |

## BHS Career: Alphabetical Listing of All Players' Pitching Statistics

| Grad Yr | Yrs | Name               | G  | W  | L | S | CG | SH | IP    | BFP | H   | 2B | 3B | HR | R   | ER | SO  | BB | HB | WP | BK | ERA   | K%    | BB%   | WHIP |
|---------|-----|--------------------|----|----|---|---|----|----|-------|-----|-----|----|----|----|-----|----|-----|----|----|----|----|-------|-------|-------|------|
| 2017    | 2   | Aievoli, Ricky     | 8  | 1  | 0 | 2 | -  | -  | 14.2  | 72  | 16  | -  | -  | 0  | 8   | 7  | 23  | 13 | 0  | 4  | 0  | 3.34  | 31.9% | 18.1% | 1.98 |
| 2016    | 1   | Alexander, Dillon  | 2  | 0  | 0 | 0 | -  | 0  | 2.0   | 8   | 2   | 0  | 0  | 0  | 0   | 0  | 0   | 1  | 0  | 0  | 0  | 0.00  | 0.0%  | 12.5% | 1.50 |
| 1969    | 1   | Allen, Don         | 11 | 2  | 7 | 0 | 6  | 0  | 45.2  | 207 | 36  | 0  | 0  | 0  | 33  | 22 | 44  | 21 | 2  | 4  | 1  | 3.37  | 21.3% | 10.1% | 1.25 |
| 1996    | 2   | Alley, Eric        | 23 | 2  | 3 | 5 | 1  | 0  | 63.1  | 286 | 50  | 11 | 1  | 4  | 35  | 23 | 80  | 39 | 6  | 11 | 0  | 2.54  | 28.0% | 13.6% | 1.41 |
| 1973    | 1   | Alms, Dan          | 9  | 0  | 0 | 0 | 0  | 0  | 12.2  | 51  | 8   | 0  | 0  | 0  | 7   | 3  | 8   | 5  | 0  | 0  | 0  | 1.66  | 15.7% | 9.8%  | 1.03 |
| 1966    | 1   | Altenberg, Larry   | 8  | 2  | 2 | 0 | 0  | 0  | 30.0  | 148 | 34  | 0  | 0  | 0  | 27  | 19 | 24  | 14 | 3  | 5  | 0  | 4.43  | 16.2% | 9.5%  | 1.60 |
| 1988    | 2   | Anderson, Dave     | 29 | 18 | 3 | 2 | 14 | 2  | 154.0 | 688 | 151 | 28 | 1  | 2  | 75  | 48 | 173 | 59 | 5  | 22 | 0  | 2.18  | 25.1% | 8.6%  | 1.36 |
| 1994    | 2   | Archibald, Ryan    | 27 | 17 | 3 | 3 | 8  | 0  | 119.1 | 541 | 130 | 21 | 0  | 9  | 74  | 59 | 96  | 50 | 6  | 12 | 1  | 3.46  | 17.7% | 9.2%  | 1.51 |
| 1998    | 3   | Austin, John       | 43 | 27 | 6 | 4 | 18 | 7  | 204.2 | 865 | 144 | 24 | 1  | 7  | 86  | 56 | 210 | 70 | 14 | 17 | 1  | 1.92  | 24.3% | 8.1%  | 1.05 |
| 2013    | 2   | Balogh, Dylan      | 18 | 5  | 2 | 2 | -  | -  | 53.2  | 242 | 56  | -  | -  | 0  | 30  | 22 | 37  | 23 | 4  | 2  | 0  | 2.87  | 15.3% | 9.5%  | 1.47 |
| 2006    | 2   | Barnowski, Ross    | 4  | 0  | 1 | 2 | 0  | 0  | 4.0   | 24  | 6   |    |    | 0  | 5   | 2  | 2   | 3  | 1  | 0  | 0  | 3.50  | 8.3%  | 12.5% | 2.25 |
| 2006    | 2   | Barsamian, Barrett | 7  | 1  | 0 | 0 | 0  | 0  | 8.2   | 52  | 12  |    |    | 0  | 9   | 8  | 8   | 6  | 0  | 1  | 0  | 6.46  | 15.4% | 11.5% | 2.08 |
| 1994    | 1   | Baughman, Kevin    | 1  | 0  | 0 | 0 | 0  | 0  | 1.1   | 11  | 3   | 1  | 0  | 0  | 4   | 2  | 0   | 3  | 0  | 2  | 0  | 10.53 | 0.0%  | 27.3% | 4.51 |
| 1985    | 3   | Bauser, John       | 23 | 6  | 3 | 2 | 0  | 0  | 48.1  | 228 | 43  | 6  | 0  | 5  | 28  | 24 | 58  | 32 | 1  | 3  | 0  | 3.48  | 25.4% | 14.0% | 1.55 |
| 1986    | 2   | Beaubien, Bob      | 10 | 6  | 3 | 0 | 2  | 0  | 37.0  | 187 | 35  | 6  | 4  | 4  | 42  | 29 | 33  | 36 | 3  | 5  | 0  | 5.49  | 17.6% | 19.3% | 1.92 |
| 1982    | 1   | Bergin, Mike       | 4  | 2  | 0 | 1 | 0  | 0  | 18.2  | 74  | 14  | 4  | 2  | 0  | 4   | 1  | 16  | 4  | 0  | 2  | 1  | 0.37  | 21.6% | 5.4%  | 0.96 |
| 2001    | 2   | Bern, Collier      | 10 | 1  | 1 | 0 | 1  |    | 22.2  | 126 | 34  |    |    |    | 35  | 21 | 16  | 22 | 1  | 0  |    | 6.48  | 12.7% | 17.5% | 2.47 |
| 2021    | 1   | Bhogaraju, Sanjiv  | 2  | 0  | 0 | 0 |    |    | 2.0   | 11  | 0   |    |    | 0  | 1   | 1  | 4   | 4  | 0  | 0  | 0  | 3.50  | 36.4% | 36.4% | 2.00 |
| 2007    | 2   | Bieniek, Bob       | 0  | 1  | 1 | 1 | 0  | 0  | 8.1   | 35  | 6   | 0  | 0  | 0  | 5   | 5  | 9   | 5  | 0  | 0  | 0  | 4.20  | 25.7% | 14.3% | 1.32 |
| 1990    | 2   | Birmingham, Matt   | 29 | 12 | 3 | 5 | 5  | 1  | 106.1 | 485 | 100 | 17 | 4  | 3  | 69  | 49 | 99  | 50 | 9  | 12 | 3  | 3.23  | 20.4% | 10.3% | 1.41 |
| 1986    | 1   | Bjors, Hans        | 3  | 0  | 0 | 1 | 0  | 0  | 8.2   | 48  | 18  | 3  | 0  | 4  | 15  | 11 | 6   | 4  | 2  | 2  | 0  | 8.88  | 12.5% | 8.3%  | 2.54 |
| 1986    | 1   | Blanke, John       | 1  | 0  | 0 | 0 | 0  | 0  | 1.0   | 7   | 2   | 2  | 0  | 0  | 2   | 1  | 0   | 1  | 0  | 0  | 0  | 7.00  | 0.0%  | 14.3% | 3.00 |
| 1990    | 1   | Blue, Matt         | 8  | 2  | 1 | 0 | 2  | 1  | 25.1  | 124 | 32  | 5  | 0  | 1  | 16  | 10 | 18  | 15 | 0  | 4  | 0  | 2.76  | 14.5% | 12.1% | 1.86 |
| 1982    | 1   | Blue, Scott        | 1  | 0  | 1 | 0 | 0  | 0  | 3.1   | 20  | 5   | 1  | 0  | 1  | 8   | 7  | 4   | 5  | 0  | 2  | 0  | 14.71 | 20.0% | 25.0% | 3.00 |
| 1978    | 1   | Bock, Brian        | 8  | 2  | 1 | 5 | 0  | 0  | 21.0  | 91  | 11  | 0  | 0  | 0  | 15  | 7  | 24  | 15 | 2  | 4  | 0  | 2.33  | 26.4% | 16.5% | 1.24 |
| 1974    | 2   | Bock, Eric         | 26 | 16 | 3 | 0 | 16 | 7  | 138.1 | 566 | 89  | 0  | 0  | 0  | 52  | 32 | 173 | 53 | 5  | 2  | 2  | 1.62  | 30.6% | 9.4%  | 1.03 |
| 1975    | 2   | Bock, John         | 14 | 5  | 2 | 0 | 4  | 0  | 47.0  | 209 | 44  | 0  | 0  | 0  | 25  | 20 | 48  | 24 | 2  | 3  | 0  | 2.98  | 23.0% | 11.5% | 1.45 |
| 1989    | 1   | Boersma, Andrew    | 1  | 0  | 0 | 0 | 0  | 0  | 1.0   | 8   | 2   | 0  | 0  | 0  | 1   | 1  | 2   | 3  | 0  | 0  | 0  | 7.00  | 25.0% | 37.5% | 5.00 |
| 2018    | 2   | Bogaerts, Nick     | 10 | 5  | 0 | 0 | -  | -  | 34.2  | 158 | 34  | -  | -  | 1  | 17  | 13 | 23  | 11 | 7  | 2  | 0  | 2.62  | 14.6% | 7.0%  | 1.30 |
| 1990    | 1   | Boka, Ben          | 2  | 0  | 0 | 0 | 0  | 0  | 4.2   | 36  | 7   | 2  | 0  | 0  | 8   | 4  | 7   | 15 | 0  | 4  | 0  | 6.00  | 19.4% | 41.7% | 4.71 |
| 1996    | 2   | Bolich, Steve      | 22 | 1  | 0 | 7 | 0  | 0  | 20.1  | 89  | 22  | 3  | 0  | 1  | 13  | 5  | 17  | 4  | 2  | 1  | 1  | 1.72  | 19.1% | 4.5%  | 1.28 |
| 1971    | 2   | Bond, Clayton      | 20 | 14 | 4 | 0 | 12 | 2  | 104.0 | 472 | 66  | 0  | 0  | 0  | 49  | 28 | 74  | 82 | 12 | 13 | 4  | 1.88  | 15.7% | 17.4% | 1.42 |
| 2001    | 3   | Bongiovanni, Vince | 78 | 13 | 9 | 0 | 11 | 1  | 152.2 | 698 | 120 |    |    | 4  | 106 | 74 | 192 | 83 | 6  | 3  | 1  | 3.39  | 27.5% | 11.9% | 1.33 |
| 1984    | 2   | Borghans, Dries    | 13 | 5  | 3 | 0 | 2  | 0  | 50.2  | 235 | 37  | 2  | 2  | 7  | 40  | 29 | 58  | 38 | 1  | 11 | 0  | 4.01  | 24.7% | 16.2% | 1.48 |

## BHS Career: Alphabetical Listing of All Players' Pitching Statistics

| Grad Yr | Yrs | Name                 | G  | W  | L  | S | CG | SH | IP    | BFP | H   | 2B | 3B | HR | R   | ER | SO  | BB  | HB | WP | BK | ERA   | K%    | BB%   | WHIP |
|---------|-----|----------------------|----|----|----|---|----|----|-------|-----|-----|----|----|----|-----|----|-----|-----|----|----|----|-------|-------|-------|------|
| 2019    | 2   | Boyajian, Matt       | 7  | 0  | 0  | 0 |    |    | 11.0  | 55  | 8   |    |    | 0  | 6   | 5  | 13  | 9   | 3  | 2  | 0  | 3.18  | 23.6% | 16.4% | 1.55 |
| 1995    | 2   | Brauch, Robert       | 29 | 11 | 2  | 2 | 4  | 3  | 107.0 | 438 | 76  | 8  | 1  | 4  | 37  | 19 | 78  | 38  | 3  | 9  | 1  | 1.24  | 17.8% | 8.7%  | 1.07 |
| 2005    | 2   | Brignola, Bobby      | 26 | 7  | 7  | 2 | 3  | 0  | 70.2  | 357 | 95  |    |    | 8  | 70  | 48 | 65  | 35  | 7  | 8  | 0  | 4.75  | 18.2% | 9.8%  | 1.84 |
| 2015    | 1   | Broomfield, Adam     | 1  | 0  | 0  | 0 | -  | -  | 1.0   | 5   | 0   | -  | -  |    | 0   | 0  | 0   | 2   | 0  |    | 0  | 0.00  | 0.0%  | 40.0% | 2.00 |
| 2004    | 3   | Broughton, Gabe      | 14 | 3  | 4  | 0 | 0  | 0  | 38.1  | 188 | 41  |    |    | 2  | 39  | 23 | 28  | 29  | 9  | 11 | 2  | 4.20  | 14.9% | 15.4% | 1.83 |
| 2011    | 1   | Broughton, Jake      | 0  | 0  | 0  | 0 | 0  | 0  | -     | 0   | 0   |    |    | 0  | 0   | 0  | 0   | 0   | 0  | 0  | 0  | 0.00  | 0.0%  | 0.0%  | -    |
| 2003    | 2   | Bucalo, Dustin       | 11 | 3  | 5  | 0 | 4  | 1  | 47.0  | 222 | 54  |    |    | 4  | 43  | 35 | 53  | 26  | 2  | 3  | 0  | 5.21  | 23.9% | 11.7% | 1.70 |
| 2010    | 4   | Buchholz, Sean       | 42 | 17 | 10 | 3 | 10 | 3  | 207.0 | 911 | 179 | 8  | 0  | 6  | 115 | 79 | 248 | 103 | 12 | 13 | 0  | 2.67  | 27.2% | 11.3% | 1.36 |
| 2016    | 2   | Budzak, Brett        | 12 | 1  | 0  | 2 | -  | -  | 11.1  | 55  | 14  | -  | -  | 1  | 9   | 4  | 12  | 6   | 0  | 0  | 0  | 2.47  | 21.8% | 10.9% | 1.77 |
| 2000    | 1   | Camacho, Edgar       | 7  | 0  | 1  | 0 | 0  |    | 2.2   | 18  | 3   |    |    |    | 7   | 3  | 0   | 6   |    |    |    | 7.87  | 0.0%  | 33.3% | 3.37 |
| 2006    | 2   | Chapman, Billy       | 28 | 15 | 6  | 0 | 14 | 3  | 158.2 | 713 | 157 |    |    | 8  | 106 | 77 | 146 | 63  | 19 | 12 | 1  | 3.40  | 20.5% | 8.8%  | 1.39 |
| 1993    | 2   | Ciaglia, Craig       | 10 | 3  | 1  | 0 | 0  | 0  | 31.1  | 155 | 27  | 3  | 0  | 1  | 26  | 13 | 22  | 24  | 3  | 10 | 0  | 2.90  | 14.2% | 15.5% | 1.63 |
| 2018    | 2   | Coble, Brad          | 19 | 1  | 0  | 0 | -  | -  | 26.0  | 116 | 20  | -  | -  | 0  | 14  | 8  | 28  | 10  | 5  | 2  | 0  | 2.15  | 24.1% | 8.6%  | 1.15 |
| 1973    | 1   | Cole, Bob            | 1  | 0  | 0  | 0 | 0  | 0  | 0.2   | 4   | 0   | 0  | 0  | 0  | 0   | 0  | 0   | 2   | 0  | 0  | 0  | 0.00  | 0.0%  | 50.0% | 2.99 |
| 1988    | 2   | Coll, Brian          | 17 | 7  | 1  | 1 | 3  | 1  | 58.2  | 306 | 63  | 14 | 0  | 3  | 54  | 41 | 76  | 52  | 4  | 13 | 2  | 4.89  | 24.8% | 17.0% | 1.96 |
| 2004    | 2   | Combs, Marty         | 19 | 6  | 5  | 1 | 1  | 0  | 64.0  | 283 | 61  |    |    | 3  | 51  | 36 | 49  | 27  | 7  | 11 | 0  | 3.94  | 17.3% | 9.5%  | 1.38 |
| 2008    | 1   | Conroy, Tim          | 11 | 1  | 2  | 2 | 0  | 0  | 15.1  | 69  | 9   |    |    | 1  | 9   | 4  | 16  | 11  | 3  | 0  | 0  | 1.83  | 23.2% | 15.9% | 1.30 |
| 1994    | 1   | Contreras, Oscar     | 2  | 0  | 1  | 1 | 0  | 0  | 1.2   | 7   | 1   | 0  | 0  | 0  | 1   | 0  | 1   | 2   | 0  | 0  | 0  | 0.00  | 14.3% | 28.6% | 1.80 |
| 1970    | 2   | Corson, Scott        | 8  | 1  | 1  | 0 | 0  | 0  | 22.2  | 111 | 33  | 0  | 0  | 0  | 18  | 10 | 28  | 7   | 1  | 2  | 2  | 3.09  | 25.2% | 6.3%  | 1.76 |
| 2014    | 2   | Covek, Jack          | 7  | 1  | 0  | 0 | -  | -  | 7.1   | 37  | 5   | -  | -  |    | 2   | 1  | 8   | 8   | 0  |    |    | 0.95  | 21.6% | 21.6% | 1.77 |
| 1966    | 1   | Cowell, Jack         | 18 | 3  | 1  | 0 | 0  | 0  | 31.0  | 127 | 22  | 0  | 0  | 0  | 13  | 8  | 34  | 12  | 3  | 5  | 1  | 1.81  | 26.8% | 9.4%  | 1.10 |
| 2002    | 1   | Curto, Steve         | 6  | 0  | 1  | 0 | 0  | 0  | 6.2   | 41  | 13  |    |    | 3  | 14  | 5  | 7   | 6   | 0  | 0  | 0  | 5.25  | 17.1% | 14.6% | 2.85 |
| 1972    | 1   | D'Ambra, Frank       | 1  | 0  | 0  | 0 | 0  | 0  | 1.0   | 8   | 0   | 0  | 0  | 0  | 1   | 1  | 1   | 4   | 1  | 0  | 0  | 7.00  | 12.5% | 50.0% | 4.00 |
| 1999    | 1   | Danneger, Craig      | 2  | 0  | 0  | 0 | 0  | 0  | 5.0   | 25  | 5   |    |    | 0  | 3   | 3  | 6   | 1   | 2  | 3  | 0  | 4.20  | 24.0% | 4.0%  | 1.20 |
| 2009    | 1   | Day, John            | 5  | 0  | 0  | 0 | 0  | 0  | 3.2   | 25  | 4   |    |    | 0  | 7   | 6  | 4   | 7   | 2  | 3  | 0  | 11.44 | 16.0% | 28.0% | 3.00 |
| 1983    | 1   | Dehnert, Jeff        | 1  | 0  | 0  | 1 | 0  | 0  | 2.0   | 11  | 2   | 0  | 0  | 0  | 1   | 1  | 2   | 3   | 0  | 0  | 0  | 3.50  | 18.2% | 27.3% | 2.50 |
| 2016    | 1   | Dehnert, Patrick     | 5  | 0  | 0  | 0 |    |    | 6.1   | 31  | 7   |    |    | 0  | 5   | 4  | 6   | 5   | 2  | 1  | 0  | 4.42  | 19.4% | 16.1% | 1.90 |
| 2001    | 2   | Del Olmo, Rick       | 13 | 2  | 1  | 0 | 0  |    | 29.0  | 159 | 41  |    |    |    | 41  | 31 | 23  | 26  | 6  | 6  |    | 7.48  | 14.5% | 16.4% | 2.31 |
| 2015    | 2   | Delaurentis, Anthony | 22 | 12 | 5  | 1 | -  | -  | 111.0 | 348 | 115 |    |    | 1  | 55  | 45 | 109 | 31  | 2  | 2  | 1  | 2.84  | 31.3% | 8.9%  | 1.32 |
| 1974    | 2   | Donovan, Kevin       | 12 | 8  | 0  | 0 | 5  | 5  | 57.1  | 250 | 40  | 0  | 0  | 0  | 28  | 14 | 74  | 36  | 2  | 4  | 1  | 1.71  | 29.6% | 14.4% | 1.33 |
| 1993    | 2   | Doty, Zach           | 6  | 3  | 1  | 0 | 1  | 0  | 20.0  | 96  | 15  | 3  | 0  | 0  | 15  | 13 | 20  | 20  | 3  | 5  | 0  | 4.55  | 20.8% | 20.8% | 1.75 |
| 2012    | 1   | Dowdy, Eric          | 0  | 0  | 0  | 0 | 0  | 0  | -     | 0   | 0   |    |    | 0  | 0   | 0  | 0   | 0   | 0  | 0  | 0  | 0.00  | 0.0%  | 0.0%  | -    |
| 1970    | 2   | Duhaime, Mike        | 15 | 12 | 1  | 0 | 11 | 1  | 87.2  | 386 | 69  | 0  | 0  | 0  | 36  | 23 | 85  | 49  | 7  | 7  | 2  | 1.84  | 22.0% | 12.7% | 1.35 |
| 1984    | 2   | Eckl, Bob            | 20 | 10 | 3  | 3 | 6  | 2  | 110.2 | 501 | 94  | 12 | 3  | 11 | 83  | 60 | 119 | 66  | 5  | 17 | 2  | 3.80  | 23.8% | 13.2% | 1.45 |

## BHS Career: Alphabetical Listing of All Players' Pitching Statistics

| Grad Yr | Yrs | Name                  | G  | W  | L | S | CG | SH | IP    | BFP | H   | 2B | 3B | HR | R  | ER | SO  | BB | HB | WP | BK | ERA   | K%    | BB%   | WHIP  |
|---------|-----|-----------------------|----|----|---|---|----|----|-------|-----|-----|----|----|----|----|----|-----|----|----|----|----|-------|-------|-------|-------|
| 2022    | 1   | Eisenbarth, Logan     | 8  | 5  | 2 | 0 |    |    | 41.0  | 175 | 37  |    |    | 3  | 25 | 22 | 50  | 13 | 1  | 6  | 0  | 3.76  | 28.6% | 7.4%  | 1.22  |
| 1973    | 2   | Eldridge, Rob         | 10 | 3  | 4 | 0 | 6  | 2  | 42.0  | 192 | 31  | 0  | 0  | 0  | 16 | 11 | 59  | 28 | 7  | 5  | 3  | 1.83  | 30.7% | 14.6% | 1.40  |
| 1993    | 3   | Engle, Jeremy         | 36 | 16 | 5 | 5 | 13 | 3  | 160.0 | 675 | 117 | 15 | 1  | 3  | 74 | 40 | 155 | 63 | 13 | 20 | 1  | 1.75  | 23.0% | 9.3%  | 1.13  |
| 1967    | 1   | English, John         | 6  | 2  | 4 | 0 | 0  | 0  | 35.0  | 105 | 0   | 0  | 0  | 0  | 12 | 12 | 0   | 0  | 0  | 0  | 0  | 2.40  | 0.0%  | 0.0%  | -     |
| 2018    | 2   | Ensign, Daniel        | 12 | 1  | 4 | 0 |    |    | 35.1  | 170 | 42  |    |    | 0  | 28 | 23 | 26  | 16 | 12 | 5  | 0  | 4.56  | 15.3% | 9.4%  | 1.64  |
| 2011    | 1   | Estanislao, Alejandro | 6  | 0  | 1 | 0 | 0  | 0  | 7.0   | 40  | 11  |    |    | 0  | 9  | 9  | 7   | 9  | 0  | 0  | 0  | 9.00  | 17.5% | 22.5% | 2.86  |
| 1984    | 1   | Evanger, Jim          | 3  | 0  | 0 | 1 | 0  | 0  | 5.1   | 26  | 4   | 1  | 0  | 1  | 4  | 4  | 9   | 7  | 0  | 0  | 0  | 5.25  | 34.6% | 26.9% | 2.06  |
| 1997    | 2   | Faber, Brian          | 16 | 6  | 2 | 0 | 4  | 2  | 59.0  | 268 | 47  | 6  | 0  | 2  | 39 | 24 | 54  | 38 | 5  | 10 | 2  | 2.85  | 20.1% | 14.2% | 1.44  |
| 1989    | 1   | Faith, Matt           | 9  | 5  | 0 | 0 | 4  | 0  | 44.0  | 187 | 38  | 8  | 1  | 4  | 23 | 16 | 36  | 15 | 0  | 9  | 1  | 2.55  | 19.3% | 8.0%  | 1.20  |
| 1986    | 2   | Faith, Peter          | 26 | 9  | 4 | 1 | 6  | 0  | 92.2  | 452 | 90  | 16 | 2  | 10 | 86 | 65 | 93  | 71 | 6  | 14 | 3  | 4.91  | 20.6% | 15.7% | 1.74  |
| 2018    | 2   | Fakhoury, Rami        | 9  | 4  | 0 | 0 | -  | -  | 31.0  | 146 | 36  | -  | -  | 2  | 28 | 17 | 31  | 6  | 2  | 5  | 2  | 3.84  | 21.2% | 4.1%  | 1.35  |
| 1999    | 3   | Favia, Frank          | 13 | 7  | 2 | 0 | 2  | 0  | 34.1  | 148 | 39  | 8  | 0  | 3  | 21 | 13 | 22  | 9  | 3  | 2  | 1  | 2.65  | 14.9% | 6.1%  | 1.40  |
| 2002    | 2   | Feit, Jake            | 21 | 2  | 6 | 1 | 4  | 0  | 59.0  | 293 | 61  |    |    | 2  | 55 | 29 | 56  | 40 | 6  | 12 | 1  | 3.44  | 19.1% | 13.7% | 1.71  |
| 1976    | 2   | Feit, John            | 20 | 15 | 2 | 0 | 16 | 2  | 127.2 | 551 | 73  | 0  | 0  | 0  | 58 | 32 | 151 | 90 | 5  | 8  | 0  | 1.75  | 27.4% | 16.3% | 1.28  |
| 1996    | 3   | Feit, Mike Jr.        | 15 | 6  | 3 | 0 | 2  | 1  | 52.0  | 231 | 37  | 1  | 0  | 0  | 28 | 15 | 52  | 33 | 3  | 6  | 3  | 2.02  | 22.5% | 14.3% | 1.35  |
| 1995    | 2   | Franzese, Nick        | 20 | 11 | 3 | 1 | 6  | 3  | 90.1  | 405 | 73  | 12 | 1  | 3  | 60 | 39 | 62  | 44 | 18 | 11 | 1  | 3.02  | 15.3% | 10.9% | 1.30  |
| 1998    | 2   | Freese, Brian         | 4  | 0  | 0 | 0 | 0  | 0  | 3.2   | 18  | 5   | 2  | 0  | 0  | 4  | 2  | 6   | 1  | 0  | 1  | 1  | 3.81  | 33.3% | 5.6%  | 1.63  |
| 2017    | 2   | Gardner, Nick         | 10 | 4  | 3 | 0 | -  | -  | 37.2  | 167 | 30  | -  | -  | 0  | 17 | 12 | 22  | 21 | 1  | 6  | 2  | 2.23  | 13.2% | 12.6% | 1.35  |
| 1984    | 1   | Geisler, Doug         | 1  | 0  | 0 | 0 | 0  | 0  | 1.1   | 9   | 2   | 0  | 0  | 0  | 1  | 1  | 2   | 3  | 0  | 1  | 0  | 5.26  | 22.2% | 33.3% | 3.76  |
| 1976    | 2   | George, Leo           | 5  | 3  | 0 | 0 | 2  | 0  | 20.0  | 102 | 28  | 0  | 0  | 0  | 18 | 9  | 17  | 12 | 3  | 4  | 0  | 3.15  | 16.7% | 11.8% | 2.00  |
| 2011    | 2   | Gerrard, Greg         | 18 | 5  | 5 | 1 | 1  | 2  | 59.2  | 277 | 63  |    |    | 4  | 49 | 41 | 66  | 37 | 3  | 7  | 0  | 4.81  | 23.8% | 13.4% | 1.68  |
| 2004    | 3   | Gibson, Nate          | 10 | 0  | 0 | 1 | 0  | 0  | 13.0  | 54  | 9   |    |    | 0  | 4  | 3  | 10  | 1  | 0  | 0  | 0  | 1.62  | 18.5% | 1.9%  | 0.77  |
| 2006    | 2   | Gilly, Erik           | 17 | 1  | 4 | 0 | 0  | 0  | 34.1  | 168 | 22  |    |    | 2  | 28 | 22 | 35  | 43 | 4  | 0  | 2  | 4.49  | 20.8% | 25.6% | 1.89  |
| 1999    | 1   | Giovannelli, Jeff     | 2  | 0  | 1 | 0 | 0  | 0  | 3.2   | 22  | 8   |    |    | 0  | 7  | 7  | 2   | 2  | 0  | 4  | 0  | 13.35 | 9.1%  | 9.1%  | 2.72  |
| 1991    | 2   | Glendinning, Brent    | 18 | 12 | 1 | 0 | 10 | 2  | 88.2  | 381 | 64  | 6  | 1  | 3  | 41 | 28 | 74  | 45 | 6  | 12 | 0  | 2.21  | 19.4% | 11.8% | 1.23  |
| 2003    | 1   | Gockenbach, Charlie   | 4  | 0  | 0 | 0 | 0  | 0  | 5.1   | 31  | 6   |    |    | 0  | 4  | 4  | 7   | 7  | 1  | 2  |    | 5.25  | 22.6% | 22.6% | 2.44  |
| 2010    | 1   | Gockenback, Jim       | 0  | 0  | 0 | 0 | 0  | 0  | -     | 0   | 0   |    |    | 0  | 0  | 0  | 0   | 0  | 0  | 0  | 0  | 0.00  | 0.0%  | 0.0%  | -     |
| 1981    | 2   | Goebbert, Lloyd       | 11 | 1  | 3 | 0 | 1  | 0  | 41.2  | 188 | 34  | 4  | 1  | 2  | 36 | 23 | 40  | 26 | 3  | 4  | 0  | 3.86  | 21.3% | 13.8% | 1.44  |
| 2017    | 3   | Gosswein, Brooks      | 24 | 15 | 4 | 0 | -  | -  | 117.2 | 496 | 86  | -  | -  | 2  | 48 | 33 | 146 | 50 | 10 | 16 | 2  | 1.96  | 29.4% | 10.1% | 1.16  |
| 1992    | 1   | Griffith, Joel        | 1  | 0  | 0 | 0 | 0  | 0  | 1.2   | 9   | 4   | 0  | 1  | 0  | 3  | 3  | 0   | 1  | 1  | 0  | 0  | 12.57 | 0.0%  | 11.1% | 2.99  |
| 2003    | 2   | Grimm, Bobby          | 10 | 0  | 0 | 1 | 0  | 0  | 11.0  | 65  | 16  |    |    | 0  | 12 | 6  | 15  | 9  | 2  | 0  | 0  | 3.82  | 23.1% | 13.8% | 2.27  |
| 1981    | 2   | Hale, Dan             | 20 | 6  | 6 | 0 | 5  | 1  | 83.1  | 376 | 74  | 13 | 2  | 3  | 65 | 46 | 73  | 50 | 5  | 2  | 0  | 3.86  | 19.4% | 13.3% | 1.49  |
| 2016    | 1   | Harley, James         | 1  | 0  | 0 | 0 | -  | -  | 0.1   | 8   | 4   | -  | -  | 0  | 4  | 4  | 1   | 3  | 0  | 1  | 0  | 84.85 | 12.5% | 37.5% | 21.21 |
| 1976    | 2   | Hartwig, Greg         | 7  | 4  | 1 | 0 | 1  | 0  | 21.2  | 123 | 24  | 0  | 0  | 0  | 21 | 13 | 35  | 27 | 7  | 8  | 1  | 4.20  | 28.5% | 22.0% | 2.35  |



## BHS Career: Alphabetical Listing of All Players' Pitching Statistics

| Grad Yr | Yrs | Name               | G  | W  | L | S | CG | SH | IP    | BFP | H   | 2B | 3B | HR | R   | ER | SO  | BB | HB | WP | BK | ERA   | K%    | BB%   | WHIP  |
|---------|-----|--------------------|----|----|---|---|----|----|-------|-----|-----|----|----|----|-----|----|-----|----|----|----|----|-------|-------|-------|-------|
| 2015    | 2   | Harvey, Jack       | 7  | 2  | 1 | 0 | -  | -  | 20.0  | 104 | 30  | -  | -  | 1  | 21  | 15 | 12  | 16 | 1  | 3  | 1  | 5.25  | 11.5% | 15.4% | 2.30  |
| 1999    | 1   | Heath, Michael     | 6  | 0  | 0 | 0 | 0  | 0  | 11.1  | 54  | 13  |    |    | 2  | 10  | 10 | 9   | 4  | 4  | 3  | 0  | 6.18  | 16.7% | 7.4%  | 1.50  |
| 1990    | 2   | Henderson, Craig   | 10 | 3  | 2 | 0 | 1  | 0  | 25.2  | 129 | 27  | 6  | 0  | 0  | 24  | 15 | 29  | 16 | 1  | 4  | 0  | 4.09  | 22.5% | 12.4% | 1.68  |
| 1977    | 1   | Hewes, Dave        | 3  | 2  | 1 | 0 | 0  | 0  | 16.1  | 33  | 7   | 0  | 0  | 0  | 6   | 3  | 22  | 17 | 0  | 2  | 0  | 1.29  | 66.7% | 51.5% | 1.47  |
| 1971    | 2   | Heyse, Bob         | 7  | 5  | 0 | 0 | 0  | 0  | 36.2  | 157 | 33  | 0  | 0  | 0  | 22  | 16 | 52  | 14 | 2  | 1  | 0  | 3.05  | 33.1% | 8.9%  | 1.28  |
| 1971    | 2   | Heyse, Don         | 15 | 6  | 3 | 0 | 4  | 1  | 73.1  | 308 | 52  | 0  | 0  | 0  | 36  | 21 | 67  | 38 | 6  | 4  | 1  | 2.00  | 21.8% | 12.3% | 1.23  |
| 2013    | 2   | Hillestad, Bennett | 10 | 2  | 3 | 2 | 0  | 0  | 15.0  | 85  | 24  |    |    | 0  | 18  | 18 | 14  | 16 | 7  | 0  | 0  | 8.40  | 16.5% | 18.8% | 2.67  |
| 2008    | 1   | Hirsch, Dave       | 1  | 0  | 0 | 0 | 0  | 0  | 0.1   | 6   | 4   |    |    | 1  | 5   | 5  | 0   | 0  | 0  | 0  | 0  | 0.00  | 0.0%  | 0.0%  | 12.12 |
| 2019    | 2   | Hoelter, Patrick   | 6  | 1  | 0 | 0 |    |    | 10.1  | 53  | 13  |    |    | 0  | 8   | 6  | 15  | 5  | 3  | 4  | 0  | 4.07  | 28.3% | 9.4%  | 1.74  |
| 2022    | 1   | Hoffman, Danny     | 6  | 4  | 1 | 0 |    |    | 27.2  | 122 | 26  |    |    | 0  | 13  | 10 | 35  | 11 | 2  | 1  | 0  | 2.53  | 28.7% | 9.0%  | 1.34  |
| 2009    | 2   | Holke, Chris       | 8  | 0  | 1 | 0 | 0  | 0  | 12.0  | 84  | 20  |    |    | 0  | 25  | 19 | 8   | 17 | 1  | 0  | 0  | 11.08 | 9.5%  | 20.2% | 3.08  |
| 2020    | 2   | Holler, Nate       | 25 | 13 | 0 | 7 |    |    | 74.1  | 300 | 42  |    |    | 2  | 23  | 9  | 98  | 16 | 10 | 2  | 0  | 0.85  | 32.7% | 5.3%  | 0.78  |
| 1983    | 1   | Hopkins, Derek     | 1  | 0  | 0 | 0 | 0  | 0  | 3.0   | 13  | 3   | 1  | 0  | 0  | 0   | 0  | 1   | 1  | 0  | 0  | 0  | 0.00  | 7.7%  | 7.7%  | 1.33  |
| 1979    | 1   | Hugo, Bill         | 2  | 1  | 1 | 0 | 1  | 0  | 7.1   | 40  | 6   | 2  | 0  | 0  | 5   | 4  | 3   | 10 | 2  | 0  | 0  | 3.82  | 7.5%  | 25.0% | 2.18  |
| 1992    | 2   | Hurzeler, Jim      | 11 | 5  | 2 | 0 | 2  | 0  | 39.2  | 172 | 40  | 6  | 1  | 1  | 19  | 15 | 30  | 12 | 3  | 0  | 0  | 2.65  | 17.4% | 7.0%  | 1.31  |
| 1970    | 1   | Hutchinson, Bob    | 1  | 0  | 1 | 0 | 0  | 0  | 2.0   | 13  | 5   | 0  | 0  | 0  | 6   | 4  | 0   | 2  | 0  | 0  | 0  | 14.00 | 0.0%  | 15.4% | 3.50  |
| 1987    | 2   | Hynds, Bryan       | 8  | 5  | 2 | 0 | 2  | 1  | 35.2  | 173 | 36  | 4  | 0  | 1  | 28  | 21 | 52  | 29 | 1  | 2  | 0  | 4.12  | 30.1% | 16.8% | 1.82  |
| 1976    | 1   | Jakus, Steve       | 2  | 0  | 0 | 0 | 0  | 0  | 3.0   | 11  | 0   | 0  | 0  | 0  | 0   | 0  | 3   | 1  | 0  | 0  | 0  | 0.00  | 27.3% | 9.1%  | 0.33  |
| 1994    | 1   | James, Tony        | 1  | 0  | 0 | 0 | 0  | 0  | 2.0   | 11  | 3   | 1  | 0  | 0  | 1   | 1  | 3   | 3  | 0  | 0  | 0  | 3.50  | 27.3% | 27.3% | 3.00  |
| 1970    | 2   | Jansen, Randy      | 13 | 2  | 4 | 0 | 0  | 0  | 38.0  | 165 | 30  | 0  | 0  | 0  | 20  | 12 | 39  | 19 | 3  | 4  | 1  | 2.21  | 23.6% | 11.5% | 1.29  |
| 1973    | 2   | Jarrett, Bill      | 4  | 1  | 2 | 0 | 0  | 0  | 15.0  | 76  | 12  | 0  | 0  | 0  | 9   | 7  | 25  | 16 | 3  | 2  | 1  | 3.27  | 32.9% | 21.1% | 1.87  |
| 2004    | 3   | Jensen, Tim        | 17 | 0  | 2 | 0 | 0  | 0  | 24.1  | 137 | 37  |    |    | 1  | 31  | 22 | 19  | 27 | 2  | 10 | 0  | 6.33  | 13.9% | 19.7% | 2.63  |
| 2003    | 1   | Johnson, Andrew    | 3  | 0  | 0 | 0 | 0  | 0  | 2.0   | 12  | 5   |    |    | 2  | 5   | 4  | 2   | 0  | 0  | 2  |    | 14.00 | 16.7% | 0.0%  | 2.50  |
| 1995    | 3   | Johnson, Jermaine  | 6  | 2  | 0 | 0 | 0  | 0  | 9.0   | 52  | 11  | 1  | 2  | 0  | 12  | 11 | 6   | 14 | 0  | 2  | 1  | 8.56  | 11.5% | 26.9% | 2.78  |
| 2015    | 2   | Johnson, Luke      | 9  | 1  | 0 | 4 | -  | -  | 7.0   | 36  | 9   | -  | -  | 0  | 5   | 2  | 10  | 6  | 0  | 2  | 2  | 2.00  | 38.9% | 16.7% | 2.14  |
| 1979    | 2   | Joyce, Mike        | 8  | 1  | 2 | 3 | 1  | 0  | 25.1  | 117 | 28  | 1  | 0  | 0  | 19  | 12 | 18  | 13 | 1  | 4  | 0  | 3.32  | 15.4% | 11.1% | 1.62  |
| 2020    | 1   | Kanak, Ricky       | 5  | 1  | 1 | 0 |    |    | 11.2  | 56  | 7   |    |    | 0  | 6   | 2  | 12  | 6  | 4  | 1  | 0  | 1.20  | 21.4% | 10.7% | 1.11  |
| 2006    | 2   | Kazmier, Keith     | 24 | 7  | 4 | 1 | 6  | 1  | 84.2  | 376 | 83  |    |    | 10 | 54  | 42 | 94  | 32 | 6  | 5  | 0  | 3.47  | 25.0% | 8.5%  | 1.36  |
| 2000    | 2   | Kerns, Andrew      | 39 | 10 | 7 | 0 | 5  | 1  | 116.0 | 548 | 138 |    |    | 4  | 110 | 80 | 115 | 53 | 6  | 20 | 2  | 4.83  | 21.0% | 9.7%  | 1.65  |
| 2007    | 1   | Kerns, Peter       | 1  | 0  | 0 | 0 |    |    | 3.1   | 16  | 3   | 1  | 0  | 0  | 1   | 1  | 3   | 4  | 0  |    |    | 2.10  | 18.8% | 25.0% | 2.10  |
| 2021    | 1   | Koehler, Ryan      | 9  | 0  | 1 | 3 |    |    | 11.1  | 47  | 4   |    |    | 0  | 4   | 2  | 9   | 7  | 3  | 4  | 1  | 1.24  | 19.1% | 14.9% | 0.97  |
| 1972    | 1   | Koenen, John       | 13 | 4  | 4 | 0 | 5  | 1  | 55.1  | 224 | 41  | 0  | 0  | 0  | 24  | 10 | 60  | 15 | 3  | 5  | 0  | 1.27  | 26.8% | 6.7%  | 1.01  |
| 2022    | 1   | Kohanzo, Jake      | 9  | 5  | 1 | 0 |    |    | 25.2  | 114 | 23  |    |    | 2  | 8   | 8  | 25  | 10 | 3  | 0  | 0  | 2.18  | 21.9% | 8.8%  | 1.29  |
| 2006    | 1   | Korcak, Ryan       | 0  | 0  | 0 | 0 | 0  | 0  | -     | 0   | 0   |    |    | 0  | 0   | 0  | 0   | 0  | 0  | 0  | 0  | 0.00  | 0.0%  | 0.0%  | -     |

## BHS Career: Alphabetical Listing of All Players' Pitching Statistics

| Grad Yr | Yrs | Name               | G  | W  | L | S | CG | SH | IP    | BFP | H  | 2B | 3B | HR | R  | ER | SO  | BB | HB | WP | BK | ERA   | K%    | BB%   | WHIP |
|---------|-----|--------------------|----|----|---|---|----|----|-------|-----|----|----|----|----|----|----|-----|----|----|----|----|-------|-------|-------|------|
| 2017    | 2   | Korus, Jeff        | 1  | 0  | 0 | 0 | -  | -  | 0.2   | 6   | 2  | -  | -  | 0  | 4  | 4  | 0   | 2  | 0  | 0  | 1  | 41.79 | 0.0%  | 33.3% | 5.97 |
| 1985    | 2   | Koski, Doug        | 14 | 4  | 1 | 2 | 0  | 0  | 45.2  | 214 | 46 | 6  | 0  | 3  | 31 | 23 | 28  | 28 | 2  | 2  | 2  | 3.53  | 13.1% | 13.1% | 1.62 |
| 2017    | 2   | Kozlowski, Eric    | 7  | 1  | 0 | 1 |    |    | 7.1   | 32  | 6  |    |    | 0  | 5  | 4  | 6   | 2  | 1  | 3  | 0  | 3.82  | 18.8% | 6.3%  | 1.09 |
| 1990    | 1   | Kraus, Matt        | 1  | 0  | 0 | 0 | 0  | 0  | 2.0   | 8   | 2  | 0  | 0  | 1  | 1  | 1  | 1   | 0  | 0  | 0  | 0  | 3.50  | 12.5% | 0.0%  | 1.00 |
| 1991    | 1   | Kristof, Tom       | 6  | 2  | 1 | 0 | 0  | 0  | 24.1  | 104 | 21 | 3  | 1  | 0  | 15 | 8  | 20  | 16 | 0  | 9  | 1  | 2.30  | 19.2% | 15.4% | 1.52 |
| 1996    | 1   | Kristoff, Ryan     | 3  | 0  | 0 | 1 | 0  | 0  | 5.0   | 26  | 8  | 1  | 0  | 3  | 7  | 6  | 5   | 2  | 0  | 0  | 0  | 8.40  | 19.2% | 7.7%  | 2.00 |
| 2002    | 2   | Krull, Ken         | 35 | 3  | 6 | 0 | 2  | 0  | 66.0  | 322 | 74 |    |    | 6  | 63 | 42 | 70  | 34 | 6  | 5  | 4  | 4.45  | 21.7% | 10.6% | 1.64 |
| 2014    | 2   | Kubiuk, Dan        | 13 | 3  | 1 | 5 | -  | -  | 17.2  | 69  | 7  | -  | -  |    | 3  | 1  | 17  | 7  | 1  |    |    | 0.40  | 24.6% | 10.1% | 0.79 |
| 2010    | 1   | Le Compte, Ben     | 1  | 0  | 0 | 0 | 0  | 0  | 1.1   | 8   | 1  |    |    | 0  | 5  | 5  | 1   | 4  | 0  | 0  | 0  | 26.32 | 12.5% | 50.0% | 3.76 |
| 1998    | 1   | Lee, Andy          | 6  | 1  | 0 | 0 | 0  | 0  | 19.0  | 91  | 23 | 2  | 1  | 0  | 12 | 9  | 18  | 7  | 1  | 2  | 0  | 3.32  | 19.8% | 7.7%  | 1.58 |
| 1999    | 2   | Leng, Carl         | 11 | 2  | 1 | 0 | 0  | 0  | 26.1  | 136 | 35 | 0  | 0  | 2  | 30 | 20 | 19  | 10 | 2  | 2  | 0  | 5.32  | 14.0% | 7.4%  | 1.71 |
| 2007    | 2   | Lidge, Mike        | 15 | 3  | 1 | 2 | 0  | 0  | 41.1  | 195 | 46 | 3  | 1  | 2  | 31 | 19 | 35  | 19 | 0  | 2  | 0  | 3.22  | 17.9% | 9.7%  | 1.57 |
| 1996    | 1   | Lindberg, Mike     | 4  | 0  | 0 | 0 | 0  | 0  | 3.0   | 18  | 5  | 2  | 0  | 0  | 4  | 4  | 2   | 5  | 0  | 0  | 0  | 9.33  | 11.1% | 27.8% | 3.33 |
| 1972    | 1   | Lindskoog, Jeff    | 6  | 2  | 0 | 0 | 2  | 0  | 16.1  | 68  | 8  | 0  | 0  | 0  | 6  | 0  | 15  | 10 | 1  | 2  | 0  | 0.00  | 22.1% | 14.7% | 1.10 |
| 2011    | 2   | Locascio, Dan      | 5  | 0  | 0 | 0 | 0  | 0  | 5.2   | 39  | 10 |    |    | 4  | 9  | 8  | 4   | 8  | 1  | 0  | 0  | 9.88  | 10.3% | 20.5% | 3.17 |
| 2020    | 1   | Loutos, Nick       | 1  | 0  | 0 | 0 |    |    | 1.0   | 8   | 3  |    |    | 0  | 2  | 2  | 1   | 1  | 1  | 1  | 0  | 14.00 | 12.5% | 12.5% | 4.00 |
| 2017    | 3   | Loutos, Ryan       | 19 | 15 | 2 | 0 | -  | -  | 97.2  | 385 | 59 | -  | -  | 0  | 29 | 11 | 137 | 17 | 10 | 15 | 0  | 0.79  | 35.6% | 4.4%  | 0.78 |
| 2010    | 2   | Lundmark, Jackson  | 13 | 1  | 6 | 1 | 2  | 3  | 56.0  | 264 | 51 |    |    | 2  | 38 | 23 | 37  | 31 | 4  | 5  | 0  | 2.88  | 14.0% | 11.7% | 1.46 |
| 2012    | 2   | MacCartney, Connor | 7  | 0  | 2 | 0 | 0  | 0  | 23.2  | 113 | 31 |    |    | 1  | 21 | 20 | 20  | 9  | 7  | 7  | 1  | 5.91  | 17.7% | 8.0%  | 1.69 |
| 2020    | 1   | Mack, Richie       | 2  | 0  | 2 | 0 |    |    | 4.1   | 24  | 5  |    |    | 0  | 5  | 3  | 2   | 5  | 0  | 1  | 0  | 4.85  | 8.3%  | 20.8% | 2.31 |
| 1998    | 1   | Mack, Robert       | 2  | 0  | 0 | 0 | 0  | 0  | 1.2   | 8   | 2  | 0  | 0  | 0  | 2  | 1  | 1   | 1  | 0  | 0  | 0  | 4.19  | 12.5% | 12.5% | 1.80 |
| 2015    | 2   | Marion, Nick       | 12 | 3  | 0 | 0 | -  | -  | 15.2  | 75  | 18 | -  | -  | 0  | 12 | 8  | 6   | 9  | 0  | 2  | 3  | 3.57  | 8.0%  | 12.0% | 1.72 |
| 2005    | 2   | Maropis, Derek     | 2  | 1  | 0 | 0 | 0  | 0  | 1.0   | 6   | 2  |    |    | 0  | 2  | 1  | 1   | 0  | 0  | 0  | 0  | 7.00  | 16.7% | 0.0%  | 2.00 |
| 2005    | 2   | Marshall, Eric     | 28 | 22 | 1 | 2 | 17 | 10 | 154.1 | 634 | 96 |    |    | 5  | 39 | 24 | 156 | 53 | 16 | 9  | 2  | 1.09  | 24.6% | 8.4%  | 0.97 |
| 2011    | 2   | Maude, Mike        | 9  | 0  | 0 | 0 | 0  | 0  | 11.0  | 68  | 12 |    |    | 0  | 17 | 13 | 11  | 24 | 0  | 2  | 0  | 8.27  | 16.2% | 35.3% | 3.27 |
| 1995    | 2   | Mayer, Tom         | 8  | 4  | 0 | 0 | 0  | 0  | 35.0  | 167 | 36 | 2  | 1  | 1  | 25 | 18 | 30  | 24 | 4  | 8  | 0  | 3.60  | 18.0% | 14.4% | 1.71 |
| 1993    | 1   | Mayland, Chris     | 4  | 0  | 0 | 0 | 0  | 0  | 6.1   | 27  | 3  | 0  | 0  | 0  | 2  | 2  | 5   | 3  | 2  | 0  | 0  | 2.21  | 18.5% | 11.1% | 0.95 |
| 2005    | 2   | McBee, Kevin       | 3  | 0  | 0 | 0 | 0  | 0  | 4.2   | 28  | 6  |    |    | 1  | 4  | 3  | 0   | 3  | 0  | 0  | 0  | 4.50  | 0.0%  | 10.7% | 1.93 |
| 2008    | 2   | McDonnell, Danny   | 9  | 3  | 1 | 0 | 0  | 0  | 25.2  | 127 | 32 | 0  | 0  | 4  | 28 | 24 | 22  | 17 | 1  | 0  | 0  | 6.54  | 17.3% | 13.4% | 1.91 |
| 2010    | 3   | McDonnell, Robby   | 31 | 15 | 6 | 1 | 7  | 3  | 127.1 | 568 | 82 |    |    | 5  | 66 | 41 | 204 | 73 | 9  | 10 | 1  | 2.25  | 35.9% | 12.9% | 1.22 |
| 2002    | 2   | McDonnell, Scott   | 22 | 1  | 2 | 1 | 0  | 0  | 26.2  | 126 | 30 |    |    | 1  | 24 | 20 | 24  | 16 | 0  | 1  | 0  | 5.25  | 19.0% | 12.7% | 1.72 |
| 1979    | 1   | McLamore, Scott    | 5  | 3  | 0 | 1 | 1  | 0  | 17.2  | 61  | 2  | 1  | 0  | 0  | 7  | 4  | 9   | 6  | 0  | 1  | 0  | 1.58  | 14.8% | 9.8%  | 0.45 |
| 1996    | 2   | McNichols, Sean    | 30 | 8  | 4 | 4 | 0  | 0  | 65.0  | 284 | 46 | 12 | 0  | 4  | 40 | 26 | 67  | 28 | 3  | 7  | 2  | 2.80  | 23.6% | 9.9%  | 1.14 |
| 2018    | 2   | Medina, Jackson    | 11 | 5  | 2 | 0 | -  | -  | 41.0  | 203 | 53 | -  | -  | 0  | 30 | 14 | 20  | 9  | 7  | 4  | 0  | 2.39  | 9.9%  | 4.4%  | 1.51 |

## BHS Career: Alphabetical Listing of All Players' Pitching Statistics

| Grad Yr | Yrs | Name              | G  | W  | L | S | CG | SH | IP    | BFP | H   | 2B | 3B | HR | R  | ER | SO  | BB | HB | WP | BK | ERA   | K%    | BB%   | WHIP |
|---------|-----|-------------------|----|----|---|---|----|----|-------|-----|-----|----|----|----|----|----|-----|----|----|----|----|-------|-------|-------|------|
| 2015    | 1   | Meier, Dane       | 6  | 0  | 0 | 0 | -  | -  | 6.0   | 34  | 9   | -  | -  | 0  | 8  | 7  | 5   | 6  | 2  | 1  | 1  | 8.17  | 14.7% | 17.6% | 2.50 |
| 2018    | 2   | Meyer, Jake       | 16 | 2  | 0 | 1 | -  | -  | 24.0  | 119 | 27  | -  | -  | 0  | 22 | 19 | 22  | 19 | 3  | 9  | 1  | 5.54  | 18.5% | 16.0% | 1.92 |
| 2016    | 2   | Michaels, Tristan | 12 | 0  | 1 | 0 | -  | -  | 13.1  | 73  | 16  | -  | -  | 1  | 13 | 13 | 16  | 16 | 1  | 5  | 0  | 6.83  | 21.9% | 21.9% | 2.40 |
| 1999    | 1   | Mickey, David     | 7  | 3  | 3 | 0 | 2  | 1  | 32.2  | 153 | 33  |    |    | 1  | 33 | 24 | 38  | 9  | 2  | 4  | 1  | 5.14  | 24.8% | 5.9%  | 1.29 |
| 1989    | 2   | Minchk, Kevin     | 8  | 2  | 1 | 0 | 0  | 0  | 11.1  | 75  | 23  | 1  | 1  | 1  | 19 | 12 | 6   | 12 | 1  | 4  | 0  | 7.41  | 8.0%  | 16.0% | 3.09 |
| 1977    | 2   | Mitchell, Clay    | 12 | 3  | 4 | 0 | 0  | 0  | 46.0  | 219 | 43  | 0  | 0  | 0  | 31 | 23 | 53  | 38 | 0  | 4  | 0  | 3.50  | 24.2% | 17.4% | 1.76 |
| 1977    | 2   | Mogle, Tom        | 4  | 0  | 0 | 1 | 0  | 0  | 11.2  | 62  | 12  | 0  | 0  | 0  | 13 | 9  | 8   | 13 | 2  | 5  | 0  | 5.40  | 12.9% | 21.0% | 2.14 |
| 1974    | 2   | Moldermaker, Don  | 5  | 1  | 0 | 0 | 0  | 0  | 6.0   | 31  | 6   | 0  | 0  | 0  | 10 | 2  | 4   | 7  | 0  | 0  | 0  | 2.33  | 12.9% | 22.6% | 2.17 |
| 1987    | 1   | Molloy, Mike      | 1  | 0  | 0 | 0 | 0  | 0  | 2.0   | 12  | 4   | 1  | 1  | 1  | 3  | 2  | 1   | 1  | 0  | 0  | 0  | 7.00  | 8.3%  | 8.3%  | 2.50 |
| 1975    | 2   | Moore, Harry      | 9  | 4  | 1 | 0 | 3  | 0  | 34.0  | 157 | 34  | 0  | 0  | 0  | 23 | 14 | 29  | 24 | 1  | 2  | 0  | 2.88  | 18.5% | 15.3% | 1.71 |
| 1996    | 1   | Moore, Jim        | 1  | 0  | 0 | 0 | 0  | 0  | 1.0   | 9   | 3   | 0  | 0  | 0  | 3  | 0  | 2   | 2  | 0  | 2  | 1  | 0.00  | 22.2% | 22.2% | 5.00 |
| 1997    | 1   | Moreno, Dimas     | 13 | 3  | 2 | 1 | 0  | 0  | 25.1  | 115 | 17  | 2  | 0  | 1  | 13 | 8  | 27  | 16 | 0  | 5  | 0  | 2.21  | 23.5% | 13.9% | 1.30 |
| 1985    | 2   | Morgan, Dave      | 14 | 3  | 0 | 1 | 0  | 0  | 29.0  | 144 | 27  | 3  | 1  | 4  | 30 | 24 | 16  | 24 | 0  | 3  | 0  | 5.79  | 11.1% | 16.7% | 1.76 |
| 1989    | 1   | Morgan, Doug      | 4  | 0  | 1 | 0 | 0  | 0  | 7.1   | 38  | 7   | 2  | 1  | 0  | 7  | 4  | 5   | 6  | 1  | 3  | 1  | 3.82  | 13.2% | 15.8% | 1.77 |
| 1983    | 2   | Muiznieks, Karlis | 4  | 3  | 0 | 0 | 0  | 0  | 16.0  | 77  | 10  | 2  | 0  | 0  | 10 | 6  | 17  | 22 | 0  | 1  | 0  | 2.63  | 22.1% | 28.6% | 2.00 |
| 2013    | 2   | Nelson, Scott     | 16 | 9  | 2 | 2 | -  | -  | 70.1  | 296 | 72  | -  | -  | 1  | 34 | 21 | 48  | 10 | 8  | 0  | 0  | 2.09  | 16.2% | 3.4%  | 1.17 |
| 2020    | 2   | Nery, Adrian      | 3  | 0  | 0 | 0 |    |    | 4.1   | 24  | 4   |    |    | 0  | 5  | 3  | 5   | 7  | 0  | 1  | 0  | 4.85  | 20.8% | 29.2% | 2.54 |
| 1986    | 2   | Noreen, Keith     | 26 | 11 | 1 | 3 | 5  | 0  | 104.2 | 442 | 108 | 20 | 0  | 3  | 39 | 30 | 69  | 30 | 2  | 1  | 1  | 2.01  | 15.6% | 6.8%  | 1.32 |
| 1978    | 1   | Noreen, Ken       | 1  | 1  | 0 | 0 | 0  | 0  | 6.2   | 32  | 5   | 0  | 0  | 0  | 4  | 3  | 4   | 6  | 0  | 1  | 0  | 3.15  | 12.5% | 18.8% | 1.65 |
| 1978    | 2   | Noreen, Kevin     | 12 | 11 | 1 | 0 | 7  | 0  | 71.0  | 321 | 56  | 0  | 0  | 0  | 42 | 22 | 40  | 47 | 5  | 9  | 0  | 2.17  | 12.5% | 14.6% | 1.45 |
| 2020    | 2   | Nowicki, R.J.     | 28 | 15 | 1 | 2 |    |    | 98.1  | 393 | 62  |    |    | 0  | 22 | 10 | 115 | 31 | 4  | 5  | 1  | 0.71  | 29.3% | 7.9%  | 0.95 |
| 2021    | 1   | Oberholzer, Seth  | 1  | 0  | 0 | 0 |    |    | 1.0   | 4   | 2   |    |    | 0  | 0  | 0  | 0   | 0  | 0  | 0  | 0  | 0.00  |       |       | -    |
| 2006    | 1   | O'Connell Brendan | 0  | 0  | 0 | 0 | 0  | 0  | -     | 0   | 0   |    |    | 0  | 0  | 0  | 0   | 0  | 0  | 0  | 0  | 0.00  | 0.0%  | 0.0%  | -    |
| 2004    | 2   | O'Connell, Drew   | 26 | 18 | 6 | 0 | 19 | 5  | 154.2 | 646 | 110 |    |    | 0  | 54 | 39 | 204 | 57 | 8  | 11 | 0  | 1.77  | 31.6% | 8.8%  | 1.08 |
| 2016    | 2   | O'Keefe, Connor   | 11 | 4  | 1 | 0 | -  | -  | 26.2  | 118 | 25  | -  | -  | 1  | 18 | 10 | 6   | 10 | 3  | 4  | 0  | 2.62  | 5.1%  | 8.5%  | 1.31 |
| 2009    | 1   | Oakley, Tim       | 12 | 1  | 2 | 1 | 0  | 0  | 18.2  | 84  | 16  |    |    | 1  | 9  | 6  | 16  | 9  | 1  | 0  | 0  | 2.25  | 19.0% | 10.7% | 1.34 |
| 2006    | 1   | Odell, Lee        | 4  | 1  | 2 | 0 | 0  | 0  | 10.1  | 54  | 16  |    |    | 2  | 12 | 11 | 6   | 5  | 2  | 2  | 0  | 7.45  | 11.1% | 9.3%  | 2.03 |
| 2020    | 1   | Oetinger, Dominic | 5  | 0  | 1 | 0 |    |    | 8.1   | 43  | 13  |    |    | 0  | 7  | 6  | 8   | 4  | 0  | 0  | 0  | 5.04  | 18.6% | 9.3%  | 2.04 |
| 1997    | 1   | Oliva, Matt       | 10 | 4  | 3 | 0 | 1  | 1  | 43.1  | 211 | 47  | 6  | 0  | 3  | 39 | 22 | 35  | 24 | 9  | 5  | 3  | 3.55  | 16.6% | 11.4% | 1.64 |
| 1996    | 2   | Olson, Brian      | 6  | 1  | 0 | 0 | 0  | 0  | 14.0  | 60  | 13  | 2  | 0  | 2  | 10 | 8  | 10  | 6  | 0  | 0  | 2  | 4.00  | 16.7% | 10.0% | 1.36 |
| 1969    | 1   | Olson, Dave       | 12 | 6  | 2 | 0 | 6  | 2  | 55.2  | 244 | 45  | 0  | 0  | 0  | 20 | 7  | 58  | 22 | 1  | 5  | 1  | 0.88  | 23.8% | 9.0%  | 1.20 |
| 1998    | 1   | Oviatt, Chip      | 13 | 4  | 2 | 0 | 2  | 0  | 55.2  | 250 | 62  | 7  | 0  | 2  | 29 | 20 | 47  | 20 | 1  | 3  | 1  | 2.51  | 18.8% | 8.0%  | 1.47 |
| 1982    | 1   | Oviatt, John      | 5  | 1  | 1 | 1 | 0  | 0  | 22.0  | 111 | 21  | 2  | 1  | 3  | 24 | 16 | 18  | 16 | 2  | 7  | 0  | 5.09  | 16.2% | 14.4% | 1.68 |
| 1982    | 1   | Owen, Chris       | 1  | 0  | 0 | 0 | 0  | 0  | 1.0   | 7   | 2   | 0  | 0  | 0  | 3  | 3  | 1   | 2  | 0  | 3  | 0  | 21.00 | 14.3% | 28.6% | 4.00 |

## BHS Career: Alphabetical Listing of All Players' Pitching Statistics

| Grad Yr | Yrs | Name              | G  | W  | L  | S | CG | SH | IP    | BFP | H   | 2B | 3B | HR | R   | ER | SO  | BB  | HB | WP | BK | ERA   | K%    | BB%   | WHIP |
|---------|-----|-------------------|----|----|----|---|----|----|-------|-----|-----|----|----|----|-----|----|-----|-----|----|----|----|-------|-------|-------|------|
| 2022    | 1   | Pallan, Bruno     | 8  | 0  | 0  | 0 |    |    | 8.2   | 44  | 5   |    |    | 0  | 5   | 4  | 17  | 10  | 2  | 4  | 0  | 3.23  | 38.6% | 22.7% | 1.73 |
| 2016    | 2   | Palomo, Levi      | 9  | 3  | 0  | 0 | -  | -  | 32.1  | 150 | 32  | -  | -  | 2  | 17  | 11 | 26  | 19  | 5  | 9  | 1  | 2.38  | 17.3% | 12.7% | 1.58 |
| 2002    | 1   | Pantanella, Chris | 1  | 0  | 0  | 0 | 0  | 0  | 0.2   | 4   | 1   |    |    | 0  | 0   | 0  | 0   | 0   | 0  | 1  | 0  | 0.00  | 0.0%  | 0.0%  | 1.49 |
| 2007    | 2   | Parry, Billy      | 7  | 3  | 2  | 0 | 0  | 0  | 37.2  | 182 | 26  | 2  | 0  | 1  | 29  | 22 | 35  | 38  | 5  | 0  | 1  | 4.09  | 19.2% | 20.9% | 1.70 |
| 2001    | 2   | Payton, Grant     | 26 | 9  | 7  | 3 | 3  |    | 81.0  | 385 | 90  |    |    |    | 59  | 37 | 63  | 36  | 3  | 7  |    | 3.20  | 16.4% | 9.4%  | 1.56 |
| 1973    | 1   | Pease, Scott      | 3  | 1  | 0  | 0 | 0  | 0  | 7.1   | 34  | 8   | 0  | 0  | 0  | 6   | 4  | 5   | 5   | 0  | 0  | 0  | 3.82  | 14.7% | 14.7% | 1.77 |
| 1972    | 2   | Perry, Steve      | 23 | 16 | 4  | 0 | 9  | 2  | 122.0 | 466 | 79  | 0  | 0  | 0  | 44  | 30 | 136 | 51  | 9  | 8  | 1  | 1.72  | 29.2% | 10.9% | 1.07 |
| 2019    | 1   | Peters, Andrew    | 1  | 0  | 0  | 0 |    |    | 0.2   | 6   | 0   |    |    | 0  | 3   | 2  | 1   | 4   | 0  | 2  | 0  | 20.90 | 16.7% | 66.7% | 5.97 |
| 2017    | 2   | Peters, Brad      | 9  | 0  | 0  | 0 | -  | -  | 14.2  | 66  | 8   | -  | -  | 1  | 8   | 6  | 10  | 11  | 3  | 5  | 0  | 2.86  | 15.2% | 16.7% | 1.30 |
| 2015    | 3   | Petersen, Jake    | 10 | 2  | 2  | 0 | -  | -  | 24.2  | 113 | 18  | -  | -  |    | 12  | 7  | 20  | 19  | 8  | 3  | 1  | 1.99  | 17.7% | 16.8% | 1.50 |
| 2021    | 1   | Petersen, Rayth   | 11 | 0  | 2  | 2 |    |    | 16.2  | 75  | 14  |    |    | 0  | 10  | 6  | 19  | 9   | 2  | 1  | 0  | 2.52  | 25.3% | 12.0% | 1.38 |
| 1992    | 1   | Piersanti, Frank  | 2  | 0  | 0  | 0 | 0  | 0  | 4.2   | 31  | 11  | 1  | 0  | 0  | 6   | 4  | 2   | 2   | 1  | 2  | 0  | 6.00  | 6.5%  | 6.5%  | 2.78 |
| 2013    | 1   | Pieterzak, Matt   | 7  | 3  | 0  | 0 | -  | -  | 27.1  | 123 | 33  | -  | -  |    | 16  | 13 | 14  | 8   | 1  |    |    | 3.33  | 11.4% | 6.5%  | 1.50 |
| 2012    | 1   | Pietrzak, Matt    | 8  | 2  | 0  | 0 | -  | -  | 12.2  | 63  | 14  | -  | -  | 0  | 11  | 10 | 12  | 6   | 3  | 1  | 0  | 5.52  | 19.0% | 9.5%  | 1.58 |
| 2014    | 2   | Pircher, Jack     | 4  | 0  | 0  | 0 | -  | -  | 2.2   | 14  | 3   | -  | -  |    | 3   | 2  | 2   | 3   | 0  |    |    | 5.24  | 14.3% | 21.4% | 2.25 |
| 1988    | 1   | Plaskas, Brett    | 1  | 0  | 0  | 1 | 0  | 0  | 1.0   | 3   | 0   | 0  | 0  | 0  | 0   | 0  | 1   | 0   | 0  | 0  | 0  | 0.00  | 33.3% | 0.0%  | -    |
| 2020    | 1   | Podlesnik, Johnny | 3  | 1  | 0  | 0 |    |    | 6.0   | 24  | 4   |    |    | 0  | 2   | 1  | 9   | 3   | 0  | 0  | 0  | 1.17  | 37.5% | 12.5% | 1.17 |
| 2000    | 4   | Pohlman, Dan      | 73 | 24 | 10 | 0 | 16 | 4  | 211.0 | 940 | 151 | 16 | 1  | 6  | 121 | 82 | 271 | 138 | 6  | 23 | 1  | 2.72  | 28.8% | 14.7% | 1.37 |
| 1972    | 2   | Possehl, Bill     | 3  | 1  | 1  | 0 | 1  | 0  | 11.2  | 55  | 13  | 0  | 0  | 0  | 6   | 4  | 8   | 6   | 1  | 1  | 0  | 2.40  | 14.5% | 10.9% | 1.63 |
| 2014    | 2   | Powell, Brad      | 14 | 0  | 0  | 1 | -  | -  | 25.3  | 120 | 28  | -  | -  |    | 15  | 12 | 17  | 14  | 2  |    |    | 3.23  | 14.2% | 11.7% | 1.62 |
| 1991    | 1   | Radosh, Ryan      | 1  | 0  | 0  | 0 | 0  | 0  | 2.2   | 11  | 1   | 1  | 0  | 0  | 1   | 1  | 1   | 2   | 0  | 0  | 0  | 2.62  | 9.1%  | 18.2% | 1.12 |
| 2001    | 1   | Ramirez, Rogelio  | 11 | 6  | 1  | 0 | 2  |    | 31.0  | 144 | 28  |    |    |    | 17  | 13 | 25  | 11  | 1  | 2  |    | 2.94  | 17.4% | 7.6%  | 1.26 |
| 1994    | 2   | Rasmussen, Steve  | 17 | 8  | 3  | 0 | 3  | 1  | 70.2  | 325 | 64  | 13 | 0  | 5  | 47  | 32 | 76  | 39  | 4  | 11 | 0  | 3.17  | 23.4% | 12.0% | 1.46 |
| 2019    | 2   | Raynor, Max       | 9  | 3  | 2  | 0 |    |    | 21.1  | 101 | 23  |    |    | 0  | 14  | 6  | 16  | 14  | 3  | 3  | 2  | 1.97  | 15.8% | 13.9% | 1.73 |
| 2019    | 1   | Reaume, Andreas   | 13 | 0  | 0  | 2 |    |    | 16.0  | 75  | 14  |    |    | 0  | 11  | 10 | 30  | 11  | 3  | 3  | 2  | 4.38  | 40.0% | 14.7% | 1.56 |
| 2012    | 2   | Redpath, Max      | 22 | 2  | 8  | 2 | 2  | 1  | 60.2  | 283 | 61  |    |    | 5  | 48  | 37 | 54  | 33  | 6  | 5  | 3  | 4.27  | 19.1% | 11.7% | 1.55 |
| 2015    | 1   | Reith, Owen       | 7  | 0  | 0  | 0 | -  | -  | 7.2   | 42  | 13  | -  | -  | 2  | 11  | 5  | 7   | 3   | 0  | 0  | 0  | 4.56  | 16.7% | 7.1%  | 2.09 |
| 1996    | 3   | Rengel, Nick      | 28 | 10 | 7  | 0 | 6  | 1  | 108.2 | 496 | 104 | 11 | 2  | 5  | 72  | 41 | 111 | 49  | 11 | 12 | 1  | 2.64  | 22.4% | 9.9%  | 1.41 |
| 2014    | 2   | Riahi, Nima       | 9  | 0  | 3  | 0 | -  | -  | 14.3  | 74  | 16  | -  | -  |    | 12  | 11 | 12  | 12  | 0  |    |    | 5.13  | 16.2% | 16.2% | 1.87 |
| 1969    | 1   | Rice, Bob         | 6  | 2  | 1  | 0 | 2  | 0  | 34.2  | 145 | 25  | 0  | 0  | 0  | 16  | 9  | 27  | 7   | 0  | 0  | 0  | 1.82  | 18.6% | 4.8%  | 0.92 |
| 1999    | 1   | Rische, Christian | 3  | 0  | 0  | 0 | 0  | 0  | 6.0   | 27  | 5   |    |    | 0  | 6   | 5  | 3   | 4   | 0  | 1  | 0  | 5.83  | 11.1% | 14.8% | 1.50 |
| 2007    | 2   | Rische, Clay      | 18 | 8  | 5  | 1 | 0  | 0  | 81.2  | 385 | 85  | 8  | 2  | 0  | 54  | 35 | 71  | 44  | 6  | 10 | 0  | 3.00  | 18.4% | 11.4% | 1.58 |
| 1988    | 2   | Ritchie, Branden  | 9  | 3  | 2  | 0 | 0  | 0  | 28.0  | 155 | 31  | 9  | 1  | 0  | 35  | 26 | 23  | 37  | 1  | 4  | 1  | 6.50  | 14.8% | 23.9% | 2.43 |
| 1988    | 1   | Rives, Steve      | 1  | 0  | 0  | 0 | 0  | 0  | 0.2   | 2   | 0   | 0  | 0  | 0  | 0   | 0  | 1   | 1   | 0  | 0  | 0  | 0.00  | 50.0% | 50.0% | 1.49 |

## BHS Career: Alphabetical Listing of All Players' Pitching Statistics

| Grad Yr | Yrs | Name               | G  | W  | L  | S  | CG | SH | IP    | BFP | H   | 2B | 3B | HR | R  | ER | SO  | BB | HB | WP | BK | ERA   | K%    | BB%   | WHIP |
|---------|-----|--------------------|----|----|----|----|----|----|-------|-----|-----|----|----|----|----|----|-----|----|----|----|----|-------|-------|-------|------|
| 2015    | 1   | Rochwick, Austin   | 5  | 0  | 1  | 0  | -  | -  | 6.1   | 43  | 13  | -  | -  | 0  | 13 | 13 | 1   | 9  | 3  | 1  | 1  | 14.38 | 2.3%  | 20.9% | 3.48 |
| 2019    | 1   | Rodriguez, Xavier  | 1  | 0  | 0  | 0  |    |    | 1.2   | 9   | 3   |    |    | 0  | 3  | 2  | 0   | 0  | 0  | 0  | 0  | 8.38  | 0.0%  | 0.0%  | 1.80 |
| 2010    | 2   | Rogers, Chris      | 23 | 3  | 3  | 3  | 0  | 0  | 36.1  | 166 | 42  |    |    | 2  | 26 | 21 | 28  | 12 | 1  | 2  | 1  | 4.05  | 16.9% | 7.2%  | 1.49 |
| 2012    | 2   | Rogers, Jon        | 15 | 4  | 3  | 0  | 5  | 1  | 57.1  | 264 | 69  |    |    | 2  | 37 | 33 | 28  | 22 | 1  | 2  | 0  | 4.03  | 10.6% | 8.3%  | 1.59 |
| 2017    | 2   | Rosales, Juan      | 5  | 0  | 0  | 0  | -  | -  | 5.1   | 32  | 6   | -  | -  | 1  | 11 | 11 | 0   | 12 | 3  | 4  | 0  | 14.45 | 0.0%  | 37.5% | 3.38 |
| 1991    | 1   | Ross, Todd         | 10 | 3  | 1  | 0  | 0  | 0  | 13.2  | 65  | 15  | 0  | 0  | 0  | 8  | 5  | 8   | 7  | 0  | 2  | 0  | 2.56  | 12.3% | 10.8% | 1.61 |
| 2006    | 1   | Rudnicki, Chris    | 0  | 0  | 0  | 0  | 0  | 0  | -     | 0   | 0   |    |    | 0  | 0  | 0  | 0   | 0  | 0  | 0  | 0  | 0.00  | 0.0%  | 0.0%  | -    |
| 1994    | 2   | Rusotiesi, Sal     | 7  | 3  | 0  | 1  | 1  | 0  | 20.3  | 93  | 22  | 4  | 1  | 3  | 18 | 12 | 15  | 10 | 0  | 1  | 0  | 4.06  | 16.1% | 10.8% | 1.55 |
| 2008    | 2   | Ryan, Nolan        | 20 | 4  | 11 | 0  | 0  | 0  | 93.0  | 417 | 73  | 7  | 0  | 0  | 64 | 34 | 112 | 53 | 5  | 0  | 0  | 2.56  | 26.9% | 12.7% | 1.35 |
| 1977    | 2   | Ryckman, Kurt      | 16 | 7  | 3  | 0  | 3  | 0  | 76.1  | 336 | 83  | 0  | 0  | 0  | 34 | 25 | 66  | 24 | 1  | 6  | 0  | 2.29  | 19.6% | 7.1%  | 1.40 |
| 2019    | 1   | Sabatello, Sammy   | 10 | 4  | 2  | 0  |    |    | 24.0  | 119 | 16  |    |    | 3  | 19 | 10 | 16  | 18 | 8  | 2  | 2  | 2.92  | 13.4% | 15.1% | 1.42 |
| 1990    | 2   | Sander, Matt       | 28 | 9  | 5  | 2  | 4  | 1  | 89.2  | 404 | 83  | 14 | 1  | 2  | 58 | 33 | 76  | 39 | 5  | 13 | 1  | 2.58  | 18.8% | 9.7%  | 1.36 |
| 1990    | 1   | Savacool, Scott    | 4  | 1  | 0  | 0  | 1  | 1  | 16.0  | 66  | 10  | 1  | 0  | 0  | 4  | 1  | 11  | 5  | 2  | 0  | 0  | 0.44  | 16.7% | 7.6%  | 0.94 |
| 1998    | 3   | Sayre, Jess        | 10 | 0  | 1  | 1  | 0  | 0  | 14.0  | 65  | 17  | 1  | 0  | 2  | 17 | 10 | 13  | 10 | 1  | 0  | 0  | 5.00  | 20.0% | 15.4% | 1.93 |
| 1993    | 4   | Schmalz, Darin     | 40 | 17 | 10 | 6  | 16 | 5  | 185.1 | 778 | 145 | 26 | 3  | 5  | 82 | 56 | 189 | 56 | 8  | 17 | 1  | 2.12  | 24.3% | 7.2%  | 1.08 |
| 1989    | 2   | Schubbe, Chris     | 26 | 13 | 6  | 1  | 7  | 1  | 105.3 | 487 | 68  | 10 | 1  | 4  | 61 | 35 | 100 | 86 | 9  | 29 | 1  | 2.32  | 20.5% | 17.7% | 1.46 |
| 1981    | 1   | Schuerg, Chris     | 3  | 0  | 0  | 0  | 0  | 0  | 1.2   | 9   | 2   | 0  | 0  | 0  | 3  | 3  | 1   | 2  | 0  | 0  | 0  | 12.57 | 11.1% | 22.2% | 2.40 |
| 2002    | 2   | Schultz, Steve     | 21 | 2  | 2  | 2  | 1  | 0  | 36.2  | 184 | 51  |    |    | 2  | 43 | 29 | 24  | 21 | 2  | 4  | 1  | 5.54  | 13.0% | 11.4% | 1.96 |
| 1966    | 2   | Schumaker, Don     | 22 | 6  | 4  | 0  | 7  | 0  | 141.1 | 527 | 56  | 0  | 0  | 0  | 46 | 30 | 140 | 40 | 4  | 7  | 3  | 1.49  | 26.6% | 7.6%  | 0.68 |
| 1990    | 1   | Schumaker, Jason   | 2  | 1  | 0  | 0  | 0  | 0  | 4.2   | 22  | 2   | 1  | 0  | 0  | 5  | 4  | 3   | 8  | 0  | 2  | 0  | 6.00  | 13.6% | 36.4% | 2.14 |
| 1978    | 2   | Seaton, Joe        | 15 | 12 | 2  | 0  | 9  | 2  | 87.0  | 363 | 60  | 0  | 0  | 0  | 39 | 26 | 76  | 37 | 5  | 11 | 0  | 2.09  | 20.9% | 10.2% | 1.11 |
| 2018    | 1   | Seibert, Devin     | 2  | 0  | 0  | 0  | -  | -  | 1.1   | 9   | 3   | -  | -  | 0  | 1  | 1  | 1   | 1  | 1  | 0  | 0  | 5.26  | 11.1% | 11.1% | 3.01 |
| 2002    | 3   | Shanders, Mike     | 20 | 3  | 6  | 2  | 2  | 0  | 65.1  | 317 | 56  |    |    | 1  | 49 | 41 | 62  | 51 | 10 | 9  | 0  | 4.39  | 19.6% | 16.1% | 1.64 |
| 2012    | 1   | Shattuck, JC       | 0  | 0  | 0  | 0  | 0  | 0  | -     | 0   | 0   |    |    | 0  | 0  | 0  | 0   | 0  | 0  | 0  | 0  | 0.00  | 0.0%  | 0.0%  | -    |
| 2015    | 1   | Shechtman, Chad    | 5  | 2  | 2  | 0  | -  | -  | 12.2  | 74  | 23  | -  | -  | 1  | 19 | 16 | 12  | 12 | 2  | 0  | 1  | 8.84  | 16.2% | 16.2% | 2.76 |
| 2000    | 1   | Sheehan, Nick      | 1  | 0  | 1  | 0  | 0  |    | 3.2   | 19  | 6   |    |    |    | 6  | 6  | 1   | 6  |    |    |    | 11.44 | 5.3%  | 31.6% | 3.27 |
| 1976    | 2   | Shellenback, Carl  | 23 | 13 | 6  | 0  | 13 | 1  | 121.0 | 521 | 93  | 0  | 0  | 0  | 61 | 39 | 116 | 66 | 4  | 5  | 0  | 2.26  | 22.3% | 12.7% | 1.31 |
| 1978    | 3   | Shellenback, Eric  | 10 | 3  | 3  | 0  | 0  | 0  | 39.0  | 181 | 46  | 0  | 0  | 0  | 25 | 17 | 29  | 21 | 0  | 1  | 0  | 3.05  | 16.0% | 11.6% | 1.72 |
| 1975    | 2   | Shellenback, Frank | 2  | 0  | 1  | 0  | 0  | 0  | 2.0   | 11  | 1   | 0  | 0  | 0  | 4  | 3  | 2   | 4  | 0  | 0  | 0  | 10.50 | 18.2% | 36.4% | 2.50 |
| 2003    | 1   | Shelton, Josh      | 2  | 2  | 0  | 0  | 0  | 0  | 2.0   | 10  | 3   |    |    | 0  | 1  | 1  | 0   | 2  | 0  | 1  |    | 3.50  | 0.0%  | 20.0% | 2.50 |
| 2005    | 2   | Sherlock, Will     | 10 | 3  | 1  | 0  | 0  | 1  | 22.1  | 100 | 11  |    |    | 0  | 11 | 7  | 19  | 13 | 3  | 2  | 0  | 2.19  | 19.0% | 13.0% | 1.07 |
| 1983    | 1   | Short, Joe         | 1  | 0  | 1  | 0  | 0  | 0  | 5.0   | 29  | 5   | 0  | 0  | 0  | 6  | 3  | 3   | 4  | 1  | 0  | 0  | 4.20  | 10.3% | 13.8% | 1.80 |
| 1983    | 2   | Shotkoski, Dave    | 26 | 9  | 4  | 10 | 8  | 2  | 94.1  | 412 | 66  | 11 | 3  | 3  | 42 | 24 | 125 | 55 | 2  | 17 | 1  | 1.78  | 30.3% | 13.3% | 1.28 |
| 1975    | 3   | Simond, Rob        | 30 | 17 | 6  | 0  | 19 | 6  | 168.2 | 673 | 91  | 0  | 0  | 0  | 57 | 26 | 286 | 70 | 6  | 6  | 1  | 1.08  | 42.5% | 10.4% | 0.95 |

## BHS Career: Alphabetical Listing of All Players' Pitching Statistics

| Grad Yr | Yrs | Name               | G  | W  | L  | S | CG | SH | IP    | BFP | H   | 2B | 3B | HR | R  | ER | SO  | BB | HB | WP | BK | ERA   | K%    | BB%   | WHIP |
|---------|-----|--------------------|----|----|----|---|----|----|-------|-----|-----|----|----|----|----|----|-----|----|----|----|----|-------|-------|-------|------|
| 1977    | 2   | Skorupa, Elliott   | 14 | 6  | 2  | 1 | 0  | 0  | 50.2  | 229 | 26  | 0  | 0  | 0  | 33 | 28 | 82  | 48 | 3  | 8  | 0  | 3.87  | 35.8% | 21.0% | 1.46 |
| 1982    | 2   | Skorupa, Paul      | 16 | 4  | 5  | 1 | 2  | 1  | 64.0  | 262 | 33  | 9  | 0  | 5  | 53 | 27 | 84  | 53 | 5  | 12 | 0  | 2.95  | 32.1% | 20.2% | 1.34 |
| 1989    | 2   | Slagle, Eric       | 23 | 8  | 3  | 2 | 5  | 2  | 82.0  | 394 | 65  | 9  | 0  | 1  | 66 | 47 | 107 | 71 | 5  | 12 | 0  | 4.01  | 27.2% | 18.0% | 1.66 |
| 1980    | 1   | Slocum, Craig      | 3  | 2  | 0  | 0 | 0  | 0  | 7.2   | 40  | 8   | 0  | 0  | 0  | 7  | 5  | 6   | 8  | 0  | 4  | 0  | 4.56  | 15.0% | 20.0% | 2.09 |
| 1996    | 1   | Smith, David       | 1  | 0  | 0  | 0 | 0  | 0  | 1.0   | 10  | 7   | 2  | 0  | 1  | 6  | 6  | 0   | 1  | 0  | 0  | 0  | 42.00 | 0.0%  | 10.0% | 8.00 |
| 2004    | 1   | Snelgrove, Elliott | 1  | 0  | 0  | 0 | 0  | 0  | 2.0   | 11  | 1   |    |    | 1  | 4  | 4  | 0   | 2  | 0  | 2  | 0  | 14.00 | 0.0%  | 18.2% | 1.50 |
| 1988    | 1   | Sokulski, Doug     | 9  | 0  | 0  | 1 | 0  | 0  | 8.0   | 44  | 7   | 1  | 0  | 0  | 5  | 3  | 12  | 11 | 1  | 3  | 0  | 2.63  | 27.3% | 25.0% | 2.25 |
| 2011    | 1   | Stallone, Patrick  | 0  | 0  | 0  | 0 | 0  | 0  | -     | 0   | 0   |    |    | 0  | 0  | 0  | 0   | 0  | 0  | 0  | 0  | 0.00  | 0.0%  | 0.0%  | -    |
| 2014    | 2   | Stefan, Richie     | 8  | 4  | 1  | 0 | -  | -  | 28.2  | 138 | 20  | -  | -  |    | 18 | 13 | 24  | 26 | 6  |    |    | 3.17  | 17.4% | 18.8% | 1.61 |
| 1994    | 2   | Steinhoffer, Shane | 7  | 1  | 1  | 2 | 0  | 0  | 14.1  | 71  | 20  | 7  | 0  | 1  | 19 | 14 | 9   | 5  | 3  | 3  | 2  | 6.84  | 12.7% | 7.0%  | 1.74 |
| 2012    | 2   | Stumpf, Jack       | 0  | 0  | 0  | 0 | 0  | 0  | -     | 0   | 0   |    |    | 0  | 0  | 0  | 0   | 0  | 0  | 0  | 0  | 0.00  | 0.0%  | 0.0%  | -    |
| 1991    | 1   | Swaggerty, Chad    | 2  | 1  | 1  | 0 | 0  | 0  | 4.0   | 26  | 9   | 2  | 1  | 0  | 12 | 7  | 2   | 7  | 0  | 0  | 0  | 12.25 | 7.7%  | 26.9% | 4.00 |
| 2016    | 1   | Swanson, Blake     | 3  | 0  | 1  | 1 | -  | -  | 3.1   | 14  | 4   | -  | -  | 0  | 1  | 1  | 1   | 1  | 1  | 0  | 0  | 2.10  | 7.1%  | 7.1%  | 1.50 |
| 1998    | 1   | Tapley, Mark       | 8  | 4  | 0  | 0 | 0  | 0  | 21.1  | 87  | 18  | 4  | 0  | 0  | 11 | 10 | 27  | 6  | 2  | 0  | 0  | 3.28  | 31.0% | 6.9%  | 1.13 |
| 1999    | 1   | Therault, Scott    | 1  | 0  | 0  | 0 | 0  | 0  | 2.1   | 10  | 3   |    |    | 0  | 0  | 0  | 1   | 1  | 0  | 1  | 0  | 0.00  | 10.0% | 10.0% | 1.72 |
| 1992    | 2   | Thomas, Spencer    | 5  | 2  | 1  | 1 | 2  | 0  | 21.1  | 99  | 22  | 2  | 0  | 1  | 16 | 14 | 16  | 7  | 2  | 3  | 1  | 4.59  | 16.2% | 7.1%  | 1.36 |
| 2022    | 1   | Thompson, Harley   | 7  | 0  | 0  | 2 |    |    | 6.1   | 34  | 4   |    |    | 0  | 6  | 2  | 10  | 4  | 3  | 3  | 0  | 2.21  | 29.4% | 11.8% | 1.26 |
| 1980    | 3   | Tichy, Paul        | 25 | 15 | 5  | 3 | 10 | 2  | 125.1 | 509 | 80  | 10 | 0  | 2  | 68 | 48 | 125 | 88 | 3  | 6  | 1  | 2.68  | 24.6% | 17.3% | 1.34 |
| 1992    | 2   | Tinkham, Brad      | 11 | 2  | 2  | 0 | 0  | 0  | 36.1  | 186 | 36  | 7  | 0  | 2  | 37 | 23 | 34  | 34 | 4  | 2  | 1  | 4.43  | 18.3% | 18.3% | 1.93 |
| 1998    | 2   | Tinkham, Brady     | 4  | 1  | 0  | 0 | 0  | 0  | 11.0  | 48  | 12  | 2  | 0  | 1  | 9  | 7  | 10  | 4  | 2  | 1  | 0  | 4.45  | 20.8% | 8.3%  | 1.45 |
| 2016    | 1   | Tinkoff, Ryan      | 2  | 1  | 0  | 0 | -  | -  | 2.2   | 14  | 2   | -  | -  | 0  | 0  | 0  | 1   | 3  | 1  | 0  | 0  | 0.00  | 7.1%  | 21.4% | 1.87 |
| 1967    | 2   | Tolpo, Vince       | 17 | 13 | 4  | 0 | 0  | 0  | 114.0 | 354 | 0   | 0  | 0  | 0  | 26 | 26 | 123 | 66 | 0  | 2  | 0  | 1.60  | 34.7% | 18.6% | 0.58 |
| 1984    | 2   | Trautwein, Dave    | 20 | 11 | 7  | 1 | 9  | 1  | 104.1 | 475 | 90  | 11 | 1  | 6  | 63 | 39 | 109 | 48 | 4  | 17 | 3  | 2.62  | 22.9% | 10.1% | 1.32 |
| 1980    | 2   | Trautwein, John    | 21 | 13 | 5  | 2 | 11 | 1  | 110.0 | 476 | 111 | 24 | 3  | 3  | 52 | 42 | 82  | 54 | 5  | 4  | 2  | 2.67  | 17.2% | 11.3% | 1.50 |
| 2014    | 3   | Trautwein, Wyatt   | 24 | 14 | 5  | 0 | -  | -  | 120.1 | 553 | 96  | -  | -  |    | 96 | 66 | 113 | 78 | 27 | 7  |    | 3.84  | 20.4% | 14.1% | 1.45 |
| 1979    | 2   | Traylor, Hunter    | 12 | 4  | 1  | 1 | 1  | 0  | 66.1  | 307 | 46  | 3  | 0  | 1  | 36 | 31 | 57  | 60 | 2  | 9  | 0  | 3.27  | 18.6% | 19.5% | 1.60 |
| 1981    | 2   | Trenning, Jeff     | 18 | 9  | 6  | 1 | 12 | 0  | 99.1  | 377 | 79  | 11 | 0  | 0  | 39 | 18 | 99  | 33 | 4  | 3  | 3  | 1.27  | 26.3% | 8.8%  | 1.13 |
| 1991    | 1   | Tulko, Bill        | 3  | 0  | 0  | 0 | 0  | 0  | 4.0   | 27  | 11  | 2  | 0  | 1  | 9  | 8  | 6   | 4  | 0  | 0  | 0  | 14.00 | 22.2% | 14.8% | 3.75 |
| 2010    | 2   | Tureck, Tyler      | 21 | 6  | 3  | 1 | 4  | 2  | 78.1  | 358 | 81  |    |    | 3  | 51 | 41 | 55  | 42 | 1  | 8  | 0  | 3.66  | 15.4% | 11.7% | 1.57 |
| 2009    | 3   | Unak, Tom          | 28 | 10 | 9  | 0 | 5  | 0  | 112.0 | 518 | 140 | 0  | 0  | 7  | 90 | 60 | 95  | 25 | 11 | 3  | 1  | 3.75  | 18.3% | 4.8%  | 1.47 |
| 2021    | 1   | Vojack, Matt       | 8  | 7  | 0  | 0 |    |    | 37.2  | 168 | 38  |    |    | 0  | 15 | 6  | 48  | 9  | 5  | 1  | 1  | 1.11  | 28.6% | 5.4%  | 1.25 |
| 2008    | 1   | Voltz, Jeremy      | 1  | 0  | 0  | 0 | 0  | 0  | 1.0   | 6   | 1   |    |    | 0  | 1  | 1  | 1   | 3  | 0  | 0  | 0  | 7.00  | 16.7% | 50.0% | 4.00 |
| 2003    | 1   | Wagner, Greg       | 7  | 1  | 0  | 0 | 0  | 0  | 9.2   | 41  | 8   |    |    | 0  | 2  | 2  | 8   | 5  | 1  | 0  |    | 1.45  | 19.5% | 12.2% | 1.34 |
| 2012    | 2   | Waliczek, Frank    | 23 | 6  | 10 | 2 | 6  | 1  | 105.0 | 474 | 101 |    |    | 5  | 80 | 61 | 122 | 52 | 9  | 11 | 0  | 4.07  | 25.7% | 11.0% | 1.46 |

**BHS Career: Alphabetical Listing of All Players' Pitching Statistics**

| Grad Yr | Yrs | Name              | G  | W  | L  | S | CG | SH | IP    | BFP | H   | 2B | 3B | HR | R  | ER | SO  | BB | HB | WP | BK | ERA  | K%    | BB%   | WHIP |
|---------|-----|-------------------|----|----|----|---|----|----|-------|-----|-----|----|----|----|----|----|-----|----|----|----|----|------|-------|-------|------|
| 1987    | 1   | Wambach, James    | 9  | 4  | 2  | 0 | 3  | 1  | 44.0  | 191 | 38  | 5  | 0  | 0  | 22 | 12 | 54  | 19 | 1  | 0  | 0  | 1.91 | 28.3% | 9.9%  | 1.30 |
| 2011    | 2   | Ward, Taylor      | 11 | 2  | 8  | 0 | 2  | 1  | 43.0  | 229 | 71  |    |    | 6  | 53 | 43 | 26  | 20 | 3  | 8  | 0  | 7.00 | 11.4% | 8.7%  | 2.12 |
| 2014    | 2   | Weber, Cole       | 10 | 1  | 0  | 0 | -  | -  | 15.2  | 65  | 10  | -  | -  |    | 12 | 6  | 12  | 4  | 3  |    |    | 2.68 | 18.5% | 6.2%  | 0.89 |
| 2011    | 2   | Weisshappel, Mike | 13 | 2  | 4  | 0 | 1  | 0  | 42.2  | 207 | 42  |    |    | 1  | 36 | 31 | 42  | 31 | 8  | 6  | 1  | 5.09 | 20.3% | 15.0% | 1.71 |
| 1973    | 1   | West, Keith       | 7  | 3  | 1  | 0 | 0  | 0  | 24.0  | 117 | 23  | 0  | 0  | 0  | 17 | 12 | 28  | 20 | 2  | 1  | 0  | 3.50 | 23.9% | 17.1% | 1.79 |
| 1992    | 1   | Williams, Lee     | 4  | 1  | 1  | 0 | 0  | 0  | 11.1  | 57  | 14  | 3  | 0  | 0  | 12 | 8  | 7   | 5  | 0  | 0  | 0  | 4.94 | 12.3% | 8.8%  | 1.68 |
| 1987    | 3   | Wilson, Dan       | 44 | 31 | 3  | 5 | 23 | 7  | 215.2 | 894 | 138 | 20 | 2  | 7  | 85 | 54 | 276 | 87 | 14 | 17 | 1  | 1.75 | 30.9% | 9.7%  | 1.04 |
| 1982    | 2   | Yaney, Joe        | 18 | 9  | 3  | 1 | 2  | 0  | 59.0  | 284 | 59  | 11 | 2  | 6  | 48 | 32 | 56  | 45 | 1  | 8  | 1  | 3.80 | 19.7% | 15.8% | 1.76 |
| 2017    | 3   | Yorton, Will      | 13 | 4  | 1  | 1 |    |    | 36.1  | 171 | 34  |    |    | 0  | 19 | 15 | 46  | 25 | 3  | 7  | 0  | 2.89 | 26.9% | 14.6% | 1.62 |
| 2022    | 1   | Zakson, Avery     | 1  | 0  | 0  | 0 |    |    | 0.2   | 3   | 0   |    |    | 0  | 0  | 0  | 0   | 1  | 0  | 1  | 0  | 0.00 | 0.0%  | 33.3% | 1.49 |
| 2002    | 1   | Zama, Troy        | 0  | 0  | 0  | 0 | 0  | 0  | -     | 0   | 0   |    |    | 0  | 0  | 0  | 0   | 0  | 0  | 0  | 0  | 0.00 | 0.0%  | 0.0%  | -    |
| 2008    | 2   | Zeisloft, Russ    | 5  | 1  | 0  | 1 | 0  | 0  | 13.2  | 67  | 14  | 1  | 0  | 0  | 11 | 6  | 9   | 9  | 1  | 0  | 0  | 3.07 | 13.4% | 13.4% | 1.68 |
| 2000    | 2   | Zuniga, Darrell   | 17 | 4  | 5  | 1 | 3  | 1  | 43.0  | 204 | 41  |    |    | 1  | 38 | 28 | 26  | 19 | 1  | 1  | 0  | 4.56 | 12.7% | 9.3%  | 1.40 |
| 2016    | 3   | Zyzda, Jake       | 35 | 15 | 10 | 1 | -  | -  | 145.1 | 633 | 130 | -  | -  | 3  | 74 | 50 | 117 | 56 | 31 | 13 | 1  | 2.41 | 18.5% | 8.8%  | 1.28 |

**Barrington's Babe Ruth Club**

**Honoring Excellence in Both Pitching and Hitting**

**Must Exceed The Babe's Career Statistics in 1 of 2 Pitching Categories and 3 of 4 Hitting Categories**



**Babe Ruth Career Statistics**

|                                 |       |
|---------------------------------|-------|
| Batting Average :               | .342  |
| On-base Percentage:             | .474  |
| Slugging Percentage:            | .690  |
| On-base + Slugging (OPS):       | 1.164 |
| Earned Run Average:             | 2.28  |
| Walks & Hits per Inning (WHIP): | 1.66  |

**Keith Noreen (Class of 1986)**

|                                 |       |
|---------------------------------|-------|
| Years on Varsity:               | 3     |
| Batting Average :               | .440  |
| On-base Percentage:             | .518  |
| Slugging Percentage:            | .868  |
| On-base + Slugging (OPS):       | 1.386 |
| Earned Run Average:             | 2.01  |
| Walks & Hits per Inning (WHIP): | 1.32  |

**Dan Wilson (Class of 1987)**

|                                 |       |
|---------------------------------|-------|
| Years on Varsity:               | 4     |
| Batting Average :               | .414  |
| On-base Percentage:             | .478  |
| Slugging Percentage:            | .739  |
| On-base + Slugging (OPS):       | 1.208 |
| Earned Run Average:             | 1.75  |
| Walks & Hits per Inning (WHIP): | 1.04  |

**John Austin (Class of 1998)**

|                                 |       |
|---------------------------------|-------|
| Years on Varsity:               | 3     |
| Batting Average :               | .420  |
| On-base Percentage:             | .485  |
| Slugging Percentage:            | .835  |
| On-base + Slugging (OPS):       | 1.320 |
| Earned Run Average:             | 1.92  |
| Walks & Hits per Inning (WHIP): | 1.05  |

**Dan Pohlman (Class of 2000)**

|                                 |       |
|---------------------------------|-------|
| Years on Varsity:               | 4     |
| Batting Average :               | .436  |
| On-base Percentage:             | .532  |
| Slugging Percentage:            | .849  |
| On-base + Slugging (OPS):       | 1.381 |
| Earned Run Average:             | 2.72  |
| Walks & Hits per Inning (WHIP): | 1.57  |



**Listing of All Barrington Baseball Players by Year of Graduation**

| <b>Grad Yr</b> | <b>Yrs</b> | <b>NAME</b>      | <b>Grad Yr</b> | <b>Yrs</b> | <b>NAME</b>        |
|----------------|------------|------------------|----------------|------------|--------------------|
| 1965           | 1          | Nelson, Len      | 1971           | 1          | Atamian, Tom       |
| 1965           | 1          | Wessel, Wally    | 1971           | 2          | Bond, Clayton      |
|                |            |                  | 1971           | 1          | Bosworth, Joe      |
| 1966           | 1          | Altenberg, Larry | 1971           | 2          | Bradley, Gary      |
| 1966           | 1          | Brown, Greg      | 1971           | 1          | Chalk, Dave        |
| 1966           | 2          | Cavender, Jim    | 1971           | 2          | Harrell, Bob       |
| 1966           | 1          | Cowell, Jack     | 1971           | 2          | Heyse, Bob         |
| 1966           | 1          | Dickey, Bill     | 1971           | 2          | Heyse, Don         |
| 1966           | 1          | Robey, Rich      | 1971           | 2          | Holke, Bill        |
| 1966           | 2          | Schumaker, Don   | 1971           | 1          | Holman, Ron        |
| 1966           | 2          | Smith, Rob       | 1971           | 2          | Mata, Jonas        |
| 1966           | 1          | Wall, Mike       | 1971           | 2          | Reed, Glenn        |
|                |            |                  | 1971           | 2          | Roesslein, Mike    |
|                |            |                  | 1971           | 2          | Rusch, Scott       |
| 1967           | 2          | Cowell, Ron      |                |            |                    |
| 1967           | 1          | English, John    |                |            |                    |
| 1967           | 2          | Pohlman, Bud     | 1972           | 2          | Baade, Steve       |
| 1967           | 2          | Tolpo, Vince     | 1972           | 1          | Ballard, Ben       |
| 1967           | 1          | Trebing, Chuck   | 1972           | 1          | Carnahan, Mike     |
| 1967           | 2          | Welch, Ted       | 1972           | 1          | Clawson, Dave      |
|                |            |                  | 1972           | 1          | D'Ambra, Frank     |
| 1969           | 1          | Allen, Don       | 1972           | 1          | Griffing, Scott    |
| 1969           | 1          | Bauer, Wayne     | 1972           | 2          | Koenen, John       |
| 1969           | 1          | Dineen, Tom      | 1972           | 1          | Lindskoog, Jeff    |
| 1969           | 1          | Glantz, Dave     | 1972           | 2          | Lyman, Greg        |
| 1969           | 1          | Harris, George   | 1972           | 2          | Moldermaker, Jim   |
| 1969           | 2          | Mackey, Bob      | 1972           | 2          | Perry, Steve       |
| 1969           | 1          | Mata, Domingo    | 1972           | 2          | Possehl, Bill      |
| 1969           | 1          | Olson, Dave      | 1972           | 2          | Schwartzberg, Mike |
| 1969           | 1          | Rice, Bob        | 1972           | 2          | Tolledo, Ernie     |
| 1969           | 1          | Robertson, Clyde | 1972           | 2          | Walliser, Carl     |
| 1969           | 1          | Sass, Chuck      |                |            |                    |
| 1969           | 1          | Shade, Gary      | 1973           | 1          | Alms, Dan          |
| 1969           | 1          | Weigold, Art     | 1973           | 1          | Burke, Paul        |
| 1969           | 1          | Wendt, Gary      | 1973           | 2          | Carter, Scott      |
| 1969           | 1          | Williams, Joe    | 1973           | 2          | Cole, Bob          |
|                |            |                  | 1973           | 2          | Eldridge, Rob      |
| 1970           | 2          | Clawson, Steve   | 1973           | 2          | Feit, Mike         |
| 1970           | 2          | Corson, Scott    | 1973           | 2          | Hoffman, Dave      |
| 1970           | 2          | Dowling, Geoff   | 1973           | 2          | Jarrett, Bill      |
| 1970           | 2          | Duhaime, Mike    | 1973           | 2          | Martens, Dean      |
| 1970           | 1          | Hartwig, Bill    | 1973           | 2          | Nash, Rick         |
| 1970           | 1          | Heineman, Mark   | 1973           | 1          | Pease, Scott       |
| 1970           | 2          | Holman, Ken      | 1973           | 1          | Tasch, Ray         |
| 1970           | 1          | Hutchinson, Bob  | 1973           | 1          | West, Keith        |
| 1970           | 2          | Jansen, Randy    | 1973           | 1          | Williams, Marty    |
| 1970           | 2          | Jarrard, Clisby  | 1973           | 2          | Zarosi, Jeff       |
| 1970           | 2          | Pohlman, Steve   |                |            |                    |
| 1970           | 2          | Wyborny, Grant   |                |            |                    |

**Listing of All Barrington Baseball Players by Year of Graduation**

| <b>Grad Yr</b> | <b>Yrs</b> | <b>NAME</b>        | <b>Grad Yr</b> | <b>Yrs</b> | <b>NAME</b>       |
|----------------|------------|--------------------|----------------|------------|-------------------|
| 1974           | 2          | Adams, Steve       | 1978           | 2          | Ahlgrim, Jon      |
| 1974           | 2          | Bennett, Dean      | 1978           | 2          | Bock, Brian       |
| 1974           | 2          | Blanchard, Steve   | 1978           | 2          | Bruce, Robert     |
| 1974           | 2          | Bock, Eric         | 1978           | 1          | Eichstaedt, Carl  |
| 1974           | 2          | Donovan, Kevin     | 1978           | 1          | Gilleland, Scott  |
| 1974           | 2          | Fencik, Scott      | 1978           | 1          | Kopf, Rick        |
| 1974           | 2          | Lutz, Brad         | 1978           | 2          | Lombardo, John    |
| 1974           | 1          | Menendez, Rolf     | 1978           | 2          | Mencke, Bob       |
| 1974           | 2          | Moldermaker, Don   | 1978           | 2          | Miller, Kirk      |
| 1974           | 2          | Rife, Tim          | 1978           | 2          | Noreen, Kevin     |
| 1974           | 1          | Semcken, Harry     | 1978           | 2          | Peterson, Steve   |
| 1974           | 1          | Shaw, Neil         | 1978           | 2          | Proska, Bill      |
| 1974           | 2          | Walsh, Charlie     | 1978           | 2          | Seaton, Joe       |
|                |            |                    | 1978           | 3          | Shellenback, Eric |
| 1975           | 2          | Baratta, Steve     | 1978           | 1          | Skogh, Bill       |
| 1975           | 2          | Bock, John         | 1978           | 2          | Talashak, Tom     |
| 1975           | 2          | Bosworth, Steve    | 1978           | 2          | Tasch, Chuck      |
| 1975           | 2          | Chuboff, Dave      |                |            |                   |
| 1975           | 2          | Horcher, Don       | 1979           | 1          | Bradshaw, Vince   |
| 1975           | 2          | Meeks, Rusty       | 1979           | 2          | Forster, Bill     |
| 1975           | 2          | Moore, Harry       | 1979           | 1          | Hugo, Bill        |
| 1975           | 1          | Pinckley, Steve    | 1979           | 2          | Joyce, Mike       |
| 1975           | 2          | Proska, Mike       | 1979           | 1          | McLamore, Scott   |
| 1975           | 3          | Shellenback, Frank | 1979           | 2          | Noreen, Ken       |
| 1975           | 3          | Simond, Rob        | 1979           | 2          | Stephenson, Scott |
|                |            |                    | 1979           | 2          | Traylor, Hunter   |
| 1976           | 2          | Bottom, Steve      |                |            |                   |
| 1976           | 1          | Cannon, Zeke       | 1980           | 1          | Bartels, Jim      |
| 1976           | 2          | Feit, John         | 1980           | 1          | Brown, Kurt       |
| 1976           | 2          | George, Leo        | 1980           | 1          | Cook, Don         |
| 1976           | 2          | Hartwig, Greg      | 1980           | 2          | Dunn, Chuck       |
| 1976           | 1          | Jensen, Bruce      | 1980           | 2          | Kelsch, Joe       |
| 1976           | 1          | Madding, Tom       | 1980           | 1          | Lolli, Fran       |
| 1976           | 2          | Nowicke, Roger     | 1980           | 2          | Millay, Tim       |
| 1976           | 2          | Schwartzberg, Jim  | 1980           | 1          | Miller, Brian     |
| 1976           | 2          | Shellenback, Carl  | 1980           | 2          | Noreen, Kris      |
| 1976           | 2          | VanRoyan, Scott    | 1980           | 1          | Pate, Don         |
|                |            |                    | 1980           | 2          | Pfieffer, Dan     |
| 1977           | 1          | Amis, Bryan        | 1980           | 2          | Skoczylas, Jeff   |
| 1977           | 2          | Grant, Randy       | 1980           | 1          | Slocum, Craig     |
| 1977           | 2          | Hewes, Dave        | 1980           | 1          | Stayart, Todd     |
| 1977           | 2          | Jakus, Steve       | 1980           | 3          | Tichy, Paul       |
| 1977           | 2          | Kiefer, Mike       | 1980           | 2          | Trautwein, John   |
| 1977           | 2          | Koch, Steve        |                |            |                   |
| 1977           | 2          | Mitchell, Clay     |                |            |                   |
| 1977           | 2          | Mogle, Tom         |                |            |                   |
| 1977           | 2          | Norton, Tom        |                |            |                   |
| 1977           | 2          | Ryckman, Kurt      |                |            |                   |
| 1977           | 2          | Skorupa, Elliott   |                |            |                   |
| 1977           | 2          | Stewart, Jay       |                |            |                   |

**Listing of All Barrington Baseball Players by Year of Graduation**

| <b>Grad Yr</b> | <b>Yrs</b> | <b>NAME</b>       | <b>Grad Yr</b> | <b>Yrs</b> | <b>NAME</b>        |
|----------------|------------|-------------------|----------------|------------|--------------------|
| 1981           | 3          | Amato, Don        | 1984           | 2          | Barth, Tyler       |
| 1981           | 1          | Bogdanske, John   | 1984           | 1          | Borghans, Dries    |
| 1981           | 2          | Cecola, Robin     | 1984           | 2          | Borghans, Dries    |
| 1981           | 2          | Fredericks, Don   | 1984           | 2          | Eckl, Bob          |
| 1981           | 2          | Goebbert, Lloyd   | 1984           | 2          | Evanger, Jim       |
| 1981           | 2          | Hale, Dan         | 1984           | 1          | Evarrs, Dan        |
| 1981           | 2          | Larsen, Paul      | 1984           | 1          | Geisler, Doug      |
| 1981           | 1          | Lerum, Dean       | 1984           | 1          | Gessert, Jon       |
| 1981           | 1          | Michaelotti, Carl | 1984           | 1          | Giesler, Doug      |
| 1981           | 2          | Owen, Chip        | 1984           | 2          | Huntington, Greg   |
| 1981           | 2          | Schuerg, Chris    | 1984           | 2          | Johnson, Jim       |
| 1981           | 2          | Skogh, Pete       | 1984           | 1          | Jones, Dan         |
| 1981           | 2          | Trenning, Jeff    | 1984           | 2          | Koch, David        |
|                |            |                   | 1984           | 1          | Matthias, Tom      |
| 1982           | 1          | Bennett, Mike     | 1984           | 1          | Schultz, Rob       |
| 1982           | 1          | Bergin, Mike      | 1984           | 2          | Smith, Doug        |
| 1982           | 2          | Blue, Scott       | 1984           | 2          | Swenson, Scott     |
| 1982           | 2          | Boyd, Tom         | 1984           | 2          | Tilles, Steve      |
| 1982           | 1          | Brandt, Bill      | 1984           | 2          | Trautwein, Dave    |
| 1982           | 2          | Condill, Jeff     | 1984           | 2          | Zuchristian, Scott |
| 1982           | 2          | Duval, Jerry      |                |            |                    |
| 1982           | 1          | Fredericks, John  | 1985           | 2          | Abernethy, Tom     |
| 1982           | 2          | Jones, Kevin      | 1985           | 3          | Bauser, John       |
| 1982           | 2          | Kosty, Mike       | 1985           | 3          | Cummings, Chris    |
| 1982           | 1          | Orgler, Joe       | 1985           | 2          | Koski, Doug        |
| 1982           | 1          | Oviatt, John      | 1985           | 2          | McGregor, Tim      |
| 1982           | 2          | Owen, Chris       | 1985           | 2          | Morgan, Dave       |
| 1982           | 1          | Ruer, Bob         | 1985           | 1          | Pelletiere, Doug   |
| 1982           | 2          | Skorupa, Paul     | 1985           | 2          | Pena, Carlos       |
| 1982           | 2          | Timlin, Dan       | 1985           | 2          | Rohn, Eric         |
| 1982           | 1          | Wolfe, Phil       | 1985           | 1          | Tilly, Greg        |
| 1982           | 2          | Yaney, Joe        | 1985           | 2          | Tronolone, Carmine |
|                |            |                   |                |            |                    |
| 1983           | 2          | Brebach, Greg     | 1986           | 2          | Barry, Dave        |
| 1983           | 1          | Dehnert, Jeff     | 1986           | 2          | Beaubien, Bob      |
| 1983           | 1          | Goodman, Tony     | 1986           | 1          | Bjors, Hans        |
| 1983           | 2          | Hopkins, Derek    | 1986           | 1          | Blanke, John       |
| 1983           | 2          | Muiznieks, Karlis | 1986           | 1          | Briglio, Jim       |
| 1983           | 2          | Porter, Stu       | 1986           | 1          | Cox, Ben           |
| 1983           | 2          | Short, Joe        | 1986           | 2          | Faith, Peter       |
| 1983           | 2          | Shotkoski, Dave   | 1986           | 2          | Halborg, Craig     |
| 1983           | 2          | Skaggs, Tim       | 1986           | 1          | Heine, Jim         |
| 1983           | 1          | Tiempe, Craig     | 1986           | 1          | Holtz, Bill        |
| 1983           | 2          | Wilson, Matt      | 1986           | 2          | Lageschulte, Kurt  |
|                |            |                   | 1986           | 2          | Levin, Mark        |
|                |            |                   | 1986           | 2          | Martin, Todd       |
|                |            |                   | 1986           | 3          | Noreen, Keith      |
|                |            |                   | 1986           | 1          | Sloate, Tim        |
|                |            |                   | 1986           | 2          | Sparesus, Brad     |
|                |            |                   | 1986           | 2          | Willis, Jerry      |
|                |            |                   | 1986           | 1          | Zick, Craig        |

**Listing of All Barrington Baseball Players by Year of Graduation**

| <b>Grad Yr</b> | <b>Yrs</b> | <b>NAME</b>       | <b>Grad Yr</b> | <b>Yrs</b> | <b>NAME</b>        |
|----------------|------------|-------------------|----------------|------------|--------------------|
| 1987           | 2          | Barnhart, Brad    | 1990           | 2          | Birmingham, Matt   |
| 1987           | 3          | Bradley, Mike     | 1990           | 2          | Blue, Matt         |
| 1987           | 2          | Brauch, Marty     | 1990           | 2          | Contreras, Jamie   |
| 1987           | 1          | Hopkins, Scott    | 1990           | 1          | Etters, Travis     |
| 1987           | 2          | Hynds, Brian      | 1990           | 2          | Henderson, Craig   |
| 1987           | 1          | Janke, Mike       | 1990           | 2          | Kraus, Matt        |
| 1987           | 1          | Marczyk, Rob      | 1990           | 1          | Pollack, Wally     |
| 1987           | 1          | Molloy, Mike      | 1990           | 1          | Robbins, Tim       |
| 1987           | 2          | Raymond, Doug     | 1990           | 2          | Sander, Matt       |
| 1987           | 1          | Ritter, Drew      | 1990           | 2          | Savacool, Scott    |
| 1987           | 2          | Wambach, James    | 1990           | 2          | Saveley, Chad      |
| 1987           | 4          | Wilson, Dan       | 1990           | 1          | Schmidt, Eric      |
|                |            |                   | 1990           | 3          | Schumaker, Jason   |
|                |            |                   | 1990           | 1          | Slusser, Shaun     |
| 1988           | 2          | Acerra, Marc      |                |            |                    |
| 1988           | 2          | Anderson, Dave    |                |            |                    |
| 1988           | 2          | Bradley, Byron    | 1991           | 2          | Anderson, Doug     |
| 1988           | 2          | Coll, Brian       | 1991           | 3          | Armetta, Jason     |
| 1988           | 1          | Fencik, Chris     | 1991           | 3          | Boka, Ben          |
| 1988           | 2          | Huddlestun, Jason | 1991           | 2          | Ciaglia, Marc      |
| 1988           | 2          | Huddlestun, Todd  | 1991           | 2          | Glendinning, Brent |
| 1988           | 3          | Mensik, Tony      | 1991           | 2          | Huddlestun, Ryan   |
| 1988           | 2          | Plaskas, Brett    | 1991           | 2          | Kruse, John        |
| 1988           | 1          | Pratz, Wade       | 1991           | 1          | Marginson, Mike    |
| 1988           | 2          | Ritchie, Branden  | 1991           | 2          | Mueller, Jon       |
| 1988           | 2          | Rodsky, Steve     | 1991           | 2          | Nakaguchi, Jeff    |
| 1988           | 3          | Sobocienski, Adam | 1991           | 1          | Peterson, Chris    |
| 1988           | 2          | Sokulski, Doug    | 1991           | 2          | Ross, Todd         |
|                |            |                   | 1991           | 2          | Swaggerty, Chad    |
| 1989           | 1          | Abrahamson, Eric  | 1991           | 1          | Tulko, Bill        |
| 1989           | 1          | Ard, Robert       | 1991           | 2          | Wagner, Mike       |
| 1989           | 2          | Baratta, Jon      |                |            |                    |
| 1989           | 1          | Boersma, Andrew   | 1992           | 1          | Carbanarra, Joe    |
| 1989           | 1          | Faith, Matt       | 1992           | 1          | Francour, Eric     |
| 1989           | 2          | Fitzgerald, Bryan | 1992           | 2          | Galyon, Matt       |
| 1989           | 2          | Jefferson, Gary   | 1992           | 2          | George, Jamey      |
| 1989           | 2          | Kane, Mike        | 1992           | 1          | Griffith, Joel     |
| 1989           | 2          | Merritt, Steve    | 1992           | 2          | Hurzeler, Jim      |
| 1989           | 2          | Minchk, Kevin     | 1992           | 2          | Kristof, Tom       |
| 1989           | 1          | Morgan, Doug      | 1992           | 1          | McLaughlin, Jim    |
| 1989           | 1          | Phillips, Vince   | 1992           | 1          | Piersanti, Frank   |
| 1989           | 2          | Raymond, Joe      | 1992           | 3          | Pollack, Brian     |
| 1989           | 2          | Rives, Steve      | 1992           | 2          | Post, Mark         |
| 1989           | 2          | Schubbe, Chris    | 1992           | 2          | Radosh, Ryan       |
| 1989           | 2          | Slagle, Eric      | 1992           | 2          | Soske, Ed          |
| 1989           | 1          | Sloan, Joe        | 1992           | 2          | Thomas, Spencer    |
| 1989           | 3          | Thompson, Chris   | 1992           | 2          | Tinkham, Brad      |
| 1989           | 2          | Zuchristian, Brad | 1992           | 1          | Williams, Lee      |
|                |            |                   | 1992           | 1          | Wisneski, Craig    |

**Listing of All Barrington Baseball Players by Year of Graduation**

| <b>Grad Yr</b> | <b>Yrs</b> | <b>NAME</b>        | <b>Grad Yr</b> | <b>Yrs</b> | <b>NAME</b>        |
|----------------|------------|--------------------|----------------|------------|--------------------|
| 1993           | 2          | Bederske, Brian    | 1996           | 2          | Alley, Eric        |
| 1993           | 2          | Ciaglia, Craig     | 1996           | 1          | Bern, Chad         |
| 1993           | 3          | Dioguardi, Jamie   | 1996           | 2          | Bolich, Steve      |
| 1993           | 2          | Doty, Zack         | 1996           | 2          | Brawley, Mike      |
| 1993           | 3          | Engle, Jeremy      | 1996           | 1          | Bryniczka, Adam    |
| 1993           | 2          | Mayland, Chris     | 1996           | 3          | Feit, Mike Jr.     |
| 1993           | 1          | Peterson, Matt     | 1996           | 1          | Hartwig, Andy      |
| 1993           | 1          | Quinn, Brian       | 1996           | 2          | Hauser, Eric       |
| 1993           | 4          | Schmalz, Darin     | 1996           | 2          | Johnson, Rob       |
| 1993           | 1          | Sokolowski, Matt   | 1996           | 2          | Kristof, Ryan      |
| 1993           | 1          | Vanni, Rob         | 1996           | 1          | Kristoff, Ryan     |
| 1993           | 2          | Welch, Will        | 1996           | 2          | Krug, Ryan         |
|                |            |                    | 1996           | 1          | Lindberg, Mike     |
| 1994           | 2          | Archibald, Ryan    | 1996           | 2          | McNichols, Sean    |
| 1994           | 1          | Baughman, Kevin    | 1996           | 1          | Moore, Jim         |
| 1994           | 4          | Contreras, Oscar   | 1996           | 2          | Olson, Brian       |
| 1994           | 2          | Costello, John     | 1996           | 1          | Phillips, Ryan     |
| 1994           | 2          | Daichendt, Jim     | 1996           | 3          | Rengel, Nick       |
| 1994           | 1          | James, Tony        | 1996           | 2          | Smith, David       |
| 1994           | 2          | Jensen, Patrick    | 1996           | 1          | Smith, Jeff        |
| 1994           | 2          | Rasmussen, Steve   | 1996           | 2          | Strother, Scott    |
| 1994           | 2          | Rusotiesi, Sal     |                |            |                    |
| 1994           | 1          | Schumaker, Hunter  | 1997           | 2          | Allendorph, George |
| 1994           | 3          | Schumaker, Ryan    | 1997           | 2          | Apiecioneck, Luke  |
| 1994           | 2          | Sislow, Mike       | 1997           | 1          | Boersma, Andy      |
| 1994           | 2          | Smith, Todd        | 1997           | 2          | Faber, Brian       |
| 1994           | 2          | Steinhoffer, Shane | 1997           | 1          | Lee, Andrew        |
|                |            |                    | 1997           | 2          | Moreno, Dimas      |
| 1995           | 2          | Anderson, Jon      | 1997           | 2          | Oliva, Matt        |
| 1995           | 3          | Bey, Billy         | 1997           | 1          | Porsche, Mark      |
| 1995           | 2          | Brauch, Robert     | 1997           | 2          | Shemmer, Matt      |
| 1995           | 1          | Culver, Trent      | 1997           | 2          | Tommaso, Tim       |
| 1995           | 2          | Dato, David        |                |            |                    |
| 1995           | 2          | Dreher, Brad       | 1998           | 3          | Austin, John       |
| 1995           | 2          | Findley, Jim       | 1998           | 1          | Bell, Justin       |
| 1995           | 2          | Franzese, Nick     | 1998           | 2          | Bragiel, Dan       |
| 1995           | 3          | Johnson, Jermaine  | 1998           | 2          | Erker, Paul        |
| 1995           | 2          | Mayer, Tom         | 1998           | 2          | Flubacker, Kyle    |
| 1995           | 2          | McQueen, Kevin     | 1998           | 2          | Freese, Brian      |
| 1995           | 3          | Saveley, Ken       | 1998           | 1          | LaMotte, Zachary   |
|                |            |                    | 1998           | 1          | Lee, Andy          |
|                |            |                    | 1998           | 2          | Mack, Bob          |
|                |            |                    | 1998           | 1          | Mack, Robert       |
|                |            |                    | 1998           | 2          | Mercer, Matt       |
|                |            |                    | 1998           | 3          | Mergott, Jason     |
|                |            |                    | 1998           | 2          | Nelson, David      |
|                |            |                    | 1998           | 2          | Oviatt, Chip       |
|                |            |                    | 1998           | 3          | Sayre, Jess        |
|                |            |                    | 1998           | 2          | Tapley, Mark       |
|                |            |                    | 1998           | 2          | Tinkham, Brady     |

**Listing of All Barrington Baseball Players by Year of Graduation**

| <b>Grad Yr</b> | <b>Yrs</b> | <b>NAME</b>         | <b>Grad Yr</b> | <b>Yrs</b> | <b>NAME</b>         |
|----------------|------------|---------------------|----------------|------------|---------------------|
| 1999           | 2          | Butitta, Dom        | 2002           | 3          | Broughton, Nick     |
| 1999           | 1          | Danneger, Craig     | 2002           | 1          | Curto, Steve        |
| 1999           | 3          | Ermilio, Rocky      | 2002           | 2          | Feit, Jake          |
| 1999           | 3          | Favia, Frank        | 2002           | 4          | Franzese, Jon       |
| 1999           | 1          | Giovannelli, Jeff   | 2002           | 2          | Krull, Ken          |
| 1999           | 1          | Heath, Michael      | 2002           | 3          | Lindberg, Chris     |
| 1999           | 2          | Jarrard, Clisby Jr. | 2002           | 2          | McDonnell, Scott    |
| 1999           | 2          | Leng, Carl          | 2002           | 1          | Mickey, Evan        |
| 1999           | 2          | Mickey, David       | 2002           | 1          | O'Malley, Eric      |
| 1999           | 2          | Nottke, C J         | 2002           | 1          | Pantanella, Chris   |
| 1999           | 1          | Pollack, Chris      | 2002           | 2          | Pierce, Jason       |
| 1999           | 1          | Ramirez, Felix      | 2002           | 1          | Schneider, John     |
| 1999           | 2          | Rische Christian    | 2002           | 2          | Schultz, Steve      |
| 1999           | 2          | Sansone, Jeff       | 2002           | 3          | Shanders, Mike      |
| 1999           | 1          | Shelton, Tim        |                |            |                     |
| 1999           | 2          | Therault, Scott     | 2003           | 3          | Bucalo, Dustin      |
| 1999           | 1          | Watts, Brandon      | 2003           | 2          | Bucalo, Dustin      |
|                |            |                     | 2003           | 3          | Burns, Nick         |
| 2000           | 2          | Apiecioneck, Matt   | 2003           | 1          | Gockenbach, Charlie |
| 2000           | 1          | Banks, Ryan         | 2003           | 2          | Grimm, Bobby        |
| 2000           | 1          | Camacho, Edgar      | 2003           | 1          | Gruber, Marty       |
| 2000           | 1          | Ciupke, Chris       | 2003           | 1          | Johnson, Andrew     |
| 2000           | 2          | Hilliard, Jonathan  | 2003           | 2          | Rodgers, Kyle       |
| 2000           | 2          | Houder, Ryan        | 2003           | 1          | Romozzi, Gino       |
| 2000           | 2          | Kerns, Andrew       | 2003           | 2          | Santiago, Josh      |
| 2000           | 2          | McBrearty, Pat      | 2003           | 2          | Schneider, Mike     |
| 2000           | 4          | Pohlman, Dan        | 2003           | 1          | Shelton, Josh       |
| 2000           | 1          | Ritter, Aaron       | 2003           | 2          | Sowa, Mike          |
| 2000           | 2          | Sheehan, Nick       | 2003           | 1          | Wagner, Greg        |
| 2000           | 2          | Zuniga, Darrell     | 2003           | 2          | Zama, Troy          |
|                |            |                     |                |            |                     |
| 2001           | 2          | Bern, Collier       | 2004           | 3          | Broughton, Gabe     |
| 2001           | 1          | Bern, Tyler         | 2004           | 2          | Combs, Marty        |
| 2001           | 3          | Bongiovanni, Vince  | 2004           | 3          | Gibson, Nate        |
| 2001           | 2          | Capinegro, Anthony  | 2004           | 3          | Jensen, Tim         |
| 2001           | 2          | Chapman, Mike       | 2004           | 2          | Judson, Tim         |
| 2001           | 3          | Contreras, Mike     | 2004           | 2          | McGuire, Mike       |
| 2001           | 1          | Coppola, Ryan       | 2004           | 2          | O'Connell, Drew     |
| 2001           | 2          | Del Olmo, Rick      | 2004           | 2          | O'Hara, Joe         |
| 2001           | 2          | Friedman, Aaron     | 2004           | 2          | Over, Matt          |
| 2001           | 2          | Jaynes, Mike        | 2004           | 2          | Redpath, Chris      |
| 2001           | 1          | Kenny, Brian        | 2004           | 3          | Salzenstein, Collin |
| 2001           | 2          | Lawrence, Scott     | 2004           | 1          | Snelgrove, Elliott  |
| 2001           | 2          | Payton, Grant       |                |            |                     |
| 2001           | 2          | Ramirez, Rogelio    |                |            |                     |
| 2001           | 1          | Shaeffer, Bill      |                |            |                     |

**Listing of All Barrington Baseball Players by Year of Graduation**

| <b>Grad Yr</b> | <b>Yrs</b> | <b>NAME</b>        | <b>Grad Yr</b> | <b>Yrs</b> | <b>NAME</b>          |
|----------------|------------|--------------------|----------------|------------|----------------------|
| 2005           | 2          | Brignola, Bobby    | 2008           | 1          | Alvarado, Emmanuel   |
| 2005           | 2          | Creswell, Jeff     | 2008           | 3          | Conroy, Tim          |
| 2005           | 2          | DiMonte, Tony      | 2008           | 1          | Conroy, Tim          |
| 2005           | 2          | Logue, Sean        | 2008           | 1          | Ehmen, Ryan          |
| 2005           | 3          | Maropis, Derek     | 2008           | 2          | Golek, Jack          |
| 2005           | 2          | Marshall, Eric     | 2008           | 2          | Grabowski, Bryan     |
| 2005           | 2          | McBee, Kevin       | 2008           | 3          | Hirsch, Dave         |
| 2005           | 2          | Murray, Ryan       | 2008           | 2          | Janezic, Steve       |
| 2005           | 1          | Sandoval, Javier   | 2008           | 1          | Jenkins, Connor      |
| 2005           | 1          | Schild, Colin      | 2008           | 2          | McDonnell, Danny     |
| 2005           | 2          | Sherlock, Will     | 2008           | 2          | Minner, Mark         |
| 2005           | 1          | Twite, Brandon     | 2008           | 2          | Ryan, Nolan          |
|                |            |                    | 2008           | 1          | Sheetz, Joe          |
| 2006           | 2          | Barnowski, Ross    | 2008           | 1          | Voltz, Jeremy        |
| 2006           | 2          | Barsamian, Barrett | 2008           | 2          | Zeisloft, Russ       |
| 2006           | 2          | Batz, Jayson       |                |            |                      |
| 2006           | 2          | Chapman, Billy     | 2009           | 1          | Brewer, Jack         |
| 2006           | 2          | Coons, Adam        | 2009           | 3          | Day, John            |
| 2006           | 2          | Gilly, Erik        | 2009           | 1          | Day, John            |
| 2006           | 2          | Kazmier, Keith     | 2009           | 2          | Handler, Gus         |
| 2006           | 2          | Keiser, Lucas      | 2009           | 2          | Holke, Chris         |
| 2006           | 1          | Korcal, Ryan       | 2009           | 1          | Monie, Stephen       |
| 2006           | 2          | McDonnell, Tommy   | 2009           | 2          | Oakley, Tim          |
| 2006           | 2          | McKillen, Patrick  | 2009           | 2          | Sullivan, Bryant     |
| 2006           | 1          | O'Connell, Brendan | 2009           | 1          | Troy, Paul           |
|                |            |                    | 2009           | 3          | Unak, Tom            |
| 2007           | 2          | Bieniek, Bob       | 2009           | 2          | Weisshappel, Stephen |
| 2007           | 3          | Hall, Dain         |                |            |                      |
| 2007           | 2          | Imielski, Matt     | 2010           | 1          | Batliner, Pete       |
| 2007           | 1          | Kerns, Peter       | 2010           | 3          | Brignola, Anthony    |
| 2007           | 2          | Lidge, Mike        | 2010           | 4          | Buchholz, Sean       |
| 2007           | 2          | Odell, Lee         | 2010           | 2          | Colon, Pete          |
| 2007           | 2          | Parry, Billy       | 2010           | 2          | Cook, Jim            |
| 2007           | 2          | Rische, Clay       | 2010           | 2          | Foderaro, Derrick    |
| 2007           | 2          | Rudnicki, Chris    | 2010           | 1          | Gockenback, Jim      |
| 2007           | 3          | Schell, Teddy      | 2010           | 1          | LeCompte, Ben        |
| 2007           | 1          | Shelton, Derek     | 2010           | 2          | Lundmark, Jackson    |
| 2007           | 2          | Stopka, Steve      | 2010           | 3          | McDonnell, Robby     |
|                |            |                    | 2010           | 2          | Rathman, Paul        |
|                |            |                    | 2010           | 2          | Rogers, Chris        |
|                |            |                    | 2010           | 2          | Tureck, Tyler        |

**Listing of All Barrington Baseball Players by Year of Graduation**

| <b>Grad Yr</b> | <b>Yrs</b> | <b>NAME</b>           | <b>Grad Yr</b> | <b>Yrs</b> | <b>NAME</b>          |
|----------------|------------|-----------------------|----------------|------------|----------------------|
| 2011           | 3          | Alfonso, Ricky        | 2014           | 2          | Battle, Brendan      |
| 2011           | 2          | Beath, Doug           | 2014           | 2          | Caminiti, Nick       |
| 2011           | 2          | Broughton, Jake       | 2014           | 2          | Covek, Jack          |
| 2011           | 1          | Estanislao, Alej      | 2014           | 2          | Kubiuk, Daniel       |
| 2011           | 1          | Estanislao, Alejandro | 2014           | 2          | Lenz, Jack           |
| 2011           | 2          | Fitzpatrick, Kyle     | 2014           | 2          | Lombardi, Anthony    |
| 2011           | 2          | Gallagher, Devin      | 2014           | 2          | Pircher, Jack        |
| 2011           | 2          | Gerrard, Greg         | 2014           | 2          | Powell, Brad         |
| 2011           | 2          | Kurcab, Jack          | 2014           | 2          | Quade, Nathan        |
| 2011           | 2          | Locascio, Dan         | 2014           | 2          | Riahi, Nima          |
| 2011           | 2          | Maude, Mike           | 2014           | 2          | Sciaccotta, Joey     |
| 2011           | 2          | O'Connell, John       | 2014           | 2          | Sincox, Reed         |
| 2011           | 3          | Scheffler, Jack       | 2014           | 2          | Stefan, Richie       |
| 2011           | 1          | Stallone, Patrick     | 2014           | 2          | Trautwein, Wyatt     |
| 2011           | 2          | Ward, Taylor          | 2014           | 2          | Weber, Cole          |
| 2011           | 2          | Weisshappel, Mike     | 2014           | 2          | Yorton, Shane        |
| 2012           | 2          | Cunniff, Drew         | 2015           | 3          | Coon, Jake           |
| 2012           | 2          | Foley, Aaron          | 2015           | 2          | Delaurentis, Anthony |
| 2012           | 2          | Gitelis, Justin       | 2015           | 2          | Dodge, Casey         |
| 2012           | 2          | Grabowski, Charles    | 2015           | 2          | Harvey, Jack         |
| 2012           | 2          | MacCartney, Connor    | 2015           | 2          | Johnson, Luke        |
| 2012           | 1          | Pietrzak, Matt        | 2015           | 2          | Marion, Nick         |
| 2012           | 3          | Redpath, Max          | 2015           | 2          | Meier, Dane          |
| 2012           | 2          | Rogers, Jon           | 2015           | 2          | Miller, Greg         |
| 2012           | 2          | Shattuck, John        | 2015           | 3          | Petersen, Jake       |
| 2012           | 2          | Stumpf, Jack          | 2015           | 3          | Pfeiffer, Mitch      |
| 2012           | 2          | Waliczek, Frank       | 2015           | 2          | Reith, Owen          |
| 2013           | 2          | Balogh, Dylan         | 2015           | 2          | Rochwich, Austin     |
| 2013           | 1          | Caminiti, Nick        | 2015           | 2          | Shechtman, Chad      |
| 2013           | 3          | Coco, Chris           | 2015           | 2          | Stopka, Andrew       |
| 2013           | 2          | Dowdy, Eric           | 2015           | 2          | Trojan, Kyle         |
| 2013           | 2          | Dragosz, Justin       | 2016           | 2          | Balogh, Zack         |
| 2013           | 2          | Hillestad, Bennett    | 2016           | 2          | Budzak, Brett        |
| 2013           | 2          | Lidge, Dylan          | 2016           | 2          | Chapman, Jacob       |
| 2013           | 2          | Lidge, Ryan           | 2016           | 2          | Day, Jimmy           |
| 2013           | 2          | Mesa, Romaus          | 2016           | 2          | Dehnert, Patrick     |
| 2013           | 2          | Nelson, Scott         | 2016           | 2          | Harley, James        |
| 2013           | 1          | Pieterzak, Matt       | 2016           | 2          | Kozar, Matt          |
| 2013           | 3          | Poidomani, Macray     | 2016           | 2          | Michaels, Tristan    |
|                |            |                       | 2016           | 2          | O'Keefe, Connor      |
|                |            |                       | 2016           | 2          | Palomo, Levi         |
|                |            |                       | 2016           | 2          | Starvel, Colin       |
|                |            |                       | 2016           | 2          | Swanson, Blake       |
|                |            |                       | 2016           | 1          | Tinkoff, Ryan        |
|                |            |                       | 2016           | 3          | Zyzda, Jake          |



**Listing of All Barrington Baseball Players by Year of Graduation**

| <b>Grad Yr</b> | <b>Yrs</b> | <b>NAME</b>            | <b>Grad Yr</b> | <b>Yrs</b> | <b>NAME</b>         |
|----------------|------------|------------------------|----------------|------------|---------------------|
| 2017           | 2          | Aievoli, Ricky         | 2020           | 1          | Armstrong, Sterling |
| 2017           | 1          | Baer, Max              | 2020           | 3          | Christoffer, A.J.   |
| 2017           | 1          | Chen, Hsyyuan (Jeremy) | 2020           | 2          | Fitzpatrick, Tommy  |
| 2017           | 2          | Davis, Sean            | 2020           | 2          | Gardner, Johnny     |
| 2017           | 2          | Gardner, Nick          | 2020           | 2          | Gazda, Nate         |
| 2017           | 2          | Gosswein, Blake        | 2020           | 1          | Gurgul, Ryan        |
| 2017           | 3          | Gosswein, Brooks       | 2020           | 3          | Holler, Nate        |
| 2017           | 3          | Korus, Jeff            | 2020           | 2          | Kanak, Ricky        |
| 2017           | 2          | Kozlowski, Eric        | 2020           | 1          | Kane, Brandon       |
| 2017           | 3          | Loutos, Ryan           | 2020           | 2          | Koehler, Will       |
| 2017           | 2          | Peters, Brad           | 2020           | 2          | Kozlowski, Luke     |
| 2017           | 2          | Rosales, Juan          | 2020           | 2          | Kraus, Hayden       |
| 2017           | 2          | Rose, Alex             | 2020           | 2          | Loutos, Nicholas    |
| 2017           | 1          | Sparesus, Jack         | 2020           | 2          | Nehf, Nicholas      |
| 2017           | 2          | Trojan, Tyler          | 2020           | 3          | Nery, Adrian        |
| 2017           | 2          | Walker, Justin         | 2020           | 2          | Nowicki, R.J.       |
| 2017           | 3          | Yorton, Will           | 2020           | 2          | Oetinger, Dominic   |
|                |            |                        | 2020           | 2          | Pecora, Johnny      |
| 2018           | 3          | Acosta, Tyler          | 2020           | 2          | Podlesnik, Johnny   |
| 2018           | 2          | Bogaerts, Nick         | 2020           | 2          | Smith, Nolan        |
| 2018           | 2          | Coble, Brad            |                |            |                     |
| 2018           | 2          | Ensign, Daniel         | 2021           | 1          | Bhogaraju, Sanjiv   |
| 2018           | 2          | Fakhoury, Rami         | 2021           | 1          | Jenkins, Ryan       |
| 2018           | 2          | Gagne, Johnny          | 2021           | 1          | Kennicott, Harrison |
| 2018           | 2          | Horcher, Jake          | 2021           | 1          | Koehler, Ryan       |
| 2018           | 2          | Marion, Logan          | 2021           | 1          | Maurer, Matt        |
| 2018           | 2          | Medina, Jackson        | 2021           | 1          | Oberholtzer, Seth   |
| 2018           | 2          | Meyer, Jake            | 2021           | 1          | Vojack, Matt        |
| 2018           | 2          | Mitchell, David        |                |            |                     |
| 2018           | 2          | Owsley, Mikey          |                |            |                     |
| 2018           | 2          | Zavoli, Michael        |                |            |                     |
| 2019           | 2          | Ackard, Jake           |                |            |                     |
| 2019           | 2          | Boyajian, Matt         |                |            |                     |
| 2019           | 4          | Elliott, Clark         |                |            |                     |
| 2019           | 2          | Hoelter, Patrick       |                |            |                     |
| 2019           | 2          | Miyake, Ethan          |                |            |                     |
| 2019           | 2          | Peters, Andrew         |                |            |                     |
| 2019           | 2          | Raynor, Max            |                |            |                     |
| 2019           | 1          | Reaume, Andreas        |                |            |                     |
| 2019           | 2          | Rodriguez, Xavier      |                |            |                     |
| 2019           | 2          | Sabatello, Sammy       |                |            |                     |
| 2019           | 2          | Seagrist, John         |                |            |                     |
| 2019           | 1          | Sesin, Tommy           |                |            |                     |
| 2019           | 2          | Young, Scotty          |                |            |                     |

## ***Barrington High School Baseball History***

The earliest records of Barrington High School Baseball begin in 1953 with Jack Kinder as the head coach. The 1953 squad had a 7-3 conference record. In 1954, Bob Madding led the squad to a 2-3 conference record. Coach Madding was the high school athletic director and coached basketball for many years.

Bob Murphy coached from 1955-1957 maintaining a 10-18-1 conference record. Dave Gehler led the squad in 1958 with a 12-8 record. Then Bill Graham, who became the head football coach, led the program from 1959-1964. The record was 57-58-1 during that time. Then Don Bock who played at the University of Iowa in college with Coach Kirby Smith had a three year tenure from 1965-1967 with a record of 37-27-1. Many of Coach Bock's players describe him as an excellent coach with a focus on fundamentals.

Next, Coach Joe Plaskas, who pitched at Northern Illinois University, and who also coached football at Barrington, took over the helm from 1969-1976, compiling a 182-83-1 record. Many of Coach Joe Plaskas' players describe him as a very hard-nosed coach who believed in discipline. Coach Plaskas' teams won three conference championships, 4 district titles and 2 Regional Championships.

In 1977, Coach Kirby Smith who played 1st base at the University of Iowa for Coach Otto Vogel, and in the army, and who also was an all-area selection at New Trier High School took over the Varsity Squad after coaching at the sophomore level for 11 years (201 wins). Coach Smith began coaching the Legion team in 1968. Coach Smith who also coached Freshman B football (104-24) and sophomore basketball (115-64). Kirby's baseball teams began a tenure of excellence for 22 consecutive seasons. Coach Smith compiled a 539-196-7 Varsity record over 22 seasons. He garnered 1 state Championship (1986), two state runner up (1987-1988), a third place finish in his last year of 1998 and a fourth place finish in 1980. His teams also had won 6 sectionals, 9 regionals and 15 MSL north or MSL Championships. His 1978 squad remains the only team to ever be undefeated in MSL conference play with a 19-0 record.

Kirby's Legion teams won 875 games from 1968-1998 (875-423) including seven state titles and coming in 3rd in the country in 1978. Fourteen (14) district, 9 division and 1 Great Lakes Regional Titles were achieved. Over 100 of his players have gone on to play college baseball, of whom 16 played at various levels of professional baseball, including MLB All Star and Seattle Mariners Hall of Famer Dan Wilson (Class of 1987), John Trautwein (Class of 1980, Boston Red Sox), and David Trautwein (Class of 1984, New York Mets 40 Man Roster). Kirby is especially proud of the fact that during his coaching career, he and his teams built the current freshman and sophomore fields and re-built the varsity field.

Kirby's retirement in 1998 began the 14 year tenure of Coach Jim Hawrysko from 1999-2012. Jim is a Prosser HS (Chicago) graduate where he played for Coach Les Callas. He coached at Northeastern University, Illinois before coming to Barrington High School. Jim compiled a 284-224 record including 2 MSL Titles, 5 Regional, 2 Sectional 1 Super Sectional Titles and third place finish in 2005 that still holds the record with the number of school wins - 35. Coach Hawrysko has had many players who played Collegiate baseball.

Many assistant coaches, staff and others have epitomized the Barrington Baseball program's commitment to excellence including: under Coach Smith's tenure: David Engle, Jim Larson, Tim Rife, Tom Moony, Emil Rode, Jim Hicks, Rick Bremer, Jimmy Walsh, Eric Porter, Rob Holton, groundskeeper-Kermit Smiddy, Gene Dawson, Mike Gordon, Jack Knobloch, Bob Carpenter, Scott McKeever, Elliott Skorupa, groundskeeper-Steve Jenne, Al Kamradt, Eric Porter, Doug Schertz, Bob Lawler, Chuck Thorp, Scott Juhl, Mike Kallenbach, Joe Kelsch-dugouts, Chuck Dunn-dugouts and Bill Bajorat. Under Coach Hawrysko's tenure: Ray Piagentini, Les Callas, Tim Rife, Pat Wire, Eric Kuffel and Kevin Wisniewski.

It would be inappropriate not to recognize the original Barrington High School Baseball Committee that was created in 1990 to raise funds to improve the high school baseball fields. The Committee raised funds to erect our current bleachers for the 1990 American Legion State Championship hosted in Barrington. It raised over \$150,000 to install the Press Box, PA System, concession stand, underground sprinkler system, and the current Varsity Scoreboard. Founding Committee Members were Bill Holke (BHS-1971), Bill Raymond, Glenn Reed (BHS-1971), Chairperson Denny Coll, and Steve Welch. Other members were Bob Eckl (BHS-1984), Jim Franzese, Bud Pohlman (BHS-1967), Stan Wilson (Dan's Dad), Kathy Boka, Blaine and Regina Schmalz, Leroy and Kathy Smith, Kathy and John Alley, Fritz Gohl, Marc Brignola, Joe Oliva, George Allendorf, Jim McQueen, Joe Armetta, Dan Boka, Karen Jensen, and Paul Tichy (BHS-1980).

Coach Pat Wire became our head Coach in 2013 and becomes only the 4th head Coach in the past 45 years and the 10th Varsity head coach in the history of the BHS baseball program. Coach Wire also played for the 1995 Barrington American Legion State Championship Team coached by Coach Smith. We wish him the very best this season.

Go Broncos!!

REVISED: March 16, 2015

***Barrington High School  
Baseball Team Rosters,  
Coaches Biographies, and Schedules  
2021***

## **2021 BHS Varsity Baseball Roster**

---

Head Coach: **Pat Wire**

Asst. Coach: **Tim Rife (Class of 1974)**

Asst. Coach: **Nate Gray**

**Ryan Anderson**

**Sanjiv Bhogaraju**

**Jack Bradley**

**Brady Dern**

**Logan Eisenbarth**

**James Ensign**

**Drew Hartshorn**

**Danny Hoffman**

**Ryan Jenkins**

**Evan Jno-Baptiste**

**Jackson Kanak**

**Harrison Kennicott**

**Ryan Koehler**

**Jake Kohanzo**

**Nick Lacson**

**Peter Maestranzi**

**Matthew Maurer**

**Owen Naughten**

**Seth Oberholzer**

**Bruno Pallan**

**Mason Rasmussen**

**Kurt Schnaubelt**

**J.D. Swarbrick**

**Gavin Tepas**

**Harley Thompson**

**Matt Vojack**

**Ben Yaney**

**Avery Zakson**

## **2021 BHS JV Baseball Roster**

---

Head Coach: ***Matt Mulvaney***

**Brogan Barnum**

**Brenden Beals**

**Maxwell Bradford**

**Ryan Bradley**

**Daniel Bregenzer**

**Nicholas D'Angelo**

**Jaxon Findlay**

**Will Glenn**

**Andrew Grosch**

**Kenny Guo**

**Jaun Jansen van Vuren**

**Nate Llerena**

**Alexander McGonigal**

**Ethan Miller**

**Ryan Oztekin**

**Michael Pashkow**

**Maks Pierga**

**Jacob Roncone**

**Andrew Roth**

**Kade Schneider**

**Liam Shackleton**

**Payton Soske**

**Matthew Stancy**

**Connor Yoo**

## 2021 BHS Frosh Baseball Roster

---

Head Coach-Freshmen A: ***Hagop Soulakian***

Head Coach-Freshman B: ***Daniel Carduff***

**John Albrecht**

**Ricky Choyce**

**Rees Daves**

**Conor Fitzpatrick**

**Dillon Fitzpatrick**

**Owen Hart**

**James Kania**

**Bryce Koch**

**Dylan Koehler**

**Joe Lauren**

**Brady Lenderman**

**Conor Lenderman**

**Owen Mall**

**Quintin Muhs**

**Will Nazha**

**Tate Naughten**

**Wilson Neuhauser**

**Jaimin Patel**

**Millan Patel**

**Paul Pituch**

**Patrick Podlesnik**

**Michael Quaranta**

**Noah Rasmussen**

**Travis Soto**

**Jordan Wegehaupt**

**Robert Zaborowski**

## **Coaches Bios**



### **Pat Wire – Varsity Head Coach**

Patrick Wire, a teacher and former player sporting a long association with Barrington-area baseball, became head coach of the Barrington High School varsity baseball program beginning with the 2012-13 season. Wire teaches social studies at Barrington High School. He has taught over 10 years in Barrington 220. He holds a master's degree in teaching and leadership from Concordia University.

Wire has a storied connection to Barrington-area baseball, having played under legendary coach Kirby Smith on the 1995 State Champion American Legion Baseball Team and the 1996 third-place American Legion Baseball Team. Wire was Athlete of the Year at Cary-Grove High School in 1996 after lettering in three sports – baseball, basketball and football – during his four years there. He played football and baseball at the University of Wisconsin White-Water, Concordia University and at Beloit College,

Wire's other accolades include: Two MVP, All-Conference, and All-Area Awards while at Cary-Grove High School in football and baseball. Wire was also Pitcher of the Year at Cary-Grove in 1996, holds the Cary-Grove Baseball School record for stolen bases (41 of 42), and is a member of Cary-Grove Football's "Ring of Honor." In college, he earned All Mid-West Conference, Pitcher and Rookie of the Year Awards, and is still currently in the record books at Beloit. As a pitcher, he is 4th all time in Beloit College history in a single season for ERA (2.36), and still holds the Beloit College school record for the lowest career Earned Run Average (2.64).

Wire's coaching pedigree is well-earned. He has assisted both the baseball and football programs at Barrington High School since 2001. Pat is also the offensive coordinator for Barrington Football in the fall.

Patrick Wire currently resides in Crystal Lake and is married to his lovely wife, and Cary-Grove High School sweetheart, Leane. Pat has three daughters named Gabrielle, Bobbi, and Shaelyn and a son Preston.



## **Coaches Bios**



### **Tim Rife – Varsity Assistant Coach**

Coach Rife is a local product graduating from Barrington High School in 1974. As a Bronco, he was awarded All-Conference honors in both football, serving as team Captain, and baseball. From there he went on to earn his varsity letter in baseball at Murray State University in Kentucky, before graduating from SIU in Carbondale, Illinois.

Coach Rife retired from teaching in 2015 after 36 years (26 at BHS), having started his career at Streamwood High School before returning to his alma mater in 1989.

A long-time Bronco football coach, he is now an Assistant Coach for Varsity and JV Boys Golf in addition to being an Assistant Coach for Varsity Baseball. Coach Rife has coached Freshman, Sophomore, Varsity and Summer League baseball for 30 years at Barrington. Coach Rife earned recognition by the Illinois High School Baseball Coaches Association (IHSBCA) as the 2013 Assistant Coach of the Year for the State of Illinois. He was also honored by Barrington High School and named to the Coaches Hall of Fame for his many years of dedication and excellent service to the school.

He and his wife, Cathy, have five children and seven grandchildren: Sons Adam, Barrett (wife Leslie, and sons Jackson and James); Eric (wife Brittany and daughter Raelyn), Clayton (wife Erin and children Addison and Colton) and daughter Tessa (husband Matt and sons Nolan and Cal). Coach Rife lives on the Fox River in the McHenry / Crystal Lake area.

## **Coaches Bios**



### **Nate Gray – Varsity Assistant Coach**

Nate Gray is a former Athlete of the Year at Johnson Creek High School, where he was an eleven-time letter winner in football, basketball, and baseball. He received all-conference, and all area honors in all three sports and was an all-state performer in baseball. He played football and baseball at Beloit College and finished his collegiate career by playing baseball at Concordia University (River Forest). Nate has coached football, basketball, and baseball at the high school level in the state of Wisconsin, as well as, many youth teams in the Barrington Community over the last fifteen years.

Currently, Nate is the Barrington High School Varsity baseball hitting coach and is also the Head Coach for the Barrington American Legion baseball team. He is also an assistant coach for the Barrington High School Varsity football team working with the wide receivers.

Nate has been with FattFro/PBI for the last fifteen years, giving thousands of lessons and running hundreds of camps, and is dedicated to helping kids improve. Nate has two daughters, Kylie and Khloe.



### **Dan Pohlman – Assistant Coach**

A Barrington High School class of 2000 alumnus, Dan participated in both football and baseball for the Broncos. After graduating, Dan continued his football and baseball careers at Northwestern University for the Wildcats. In 2004, Dan was drafted by the Arizona Diamondbacks and competed within their farm system for 4 years. Dan has returned to Barrington as a Psychology teacher within the Social Studies department while also coaching within the baseball and football programs. Dan and his wife Stephanie reside in Palatine.

## **Coaches Bios**



### **Matt Mulvaney - Junior Varsity Head Coach**

JV Head Coach Matt Mulvaney graduated from Grayslake Central High School in 2005 where he was a three-sport varsity athlete. He attended Aurora University where he earned his Bachelors of Science Degree in Physical Education/Health, while also lettering on the Spartan Baseball Team. Coach Mulvaney was named Team Captain as a Senior and helped lead the Spartans to a

Northern Athletics Conference Championship and NCAA Tournament berth.

Upon graduation, Coach Mulvaney became actively involved in coaching baseball at the travel and high school level. Several years ago, he was part of the Grayslake Central Coaching Staff that appeared in the 2012 3A Super-Sectional and in 2013 placed 3rd. Matt works as a PE instructor at Sunny Hill. Coach Mulvaney has a true passion for coaching the game and is happy to be a part of the Bronco Baseball



### **Owen Reith - Assistant Coach**

Owen Reith played baseball at Barrington High School from 2012 - 2015. After graduation, he went on to pitch at Carthage College. He graduated from Carthage in May 2019 with a degree in Finance. He signed with the Kenosha Kingfish of the Northwoods League during the summer of 2019.

## **Coaches Bios**



### **Hagop Soulakian – Frosh-Soph Head Coach**

Hagop Soulakian was a 2-year varsity player and captain of his Elgin High School baseball team under the tutelage of retired coach, Dave Cooklin, between 1989-90. He then went on to North Central College where he was named an all conference outfielder and an honorable mention All-Midwest region selection playing for the late Tom Purcell and current head coach, Ed Mathey, between 1991-95.

After 16 years of working at the Chicago Mercantile Exchange, Hagop has just finished his ninth year teaching at Barrington High School and serving on the coaching staff. He was the founding teacher of the Barrington Incubator program that has now grown to over 300 schools across the country. A Master Teacher in Entrepreneurship, his classes inspire the future business scions. He hopes to continue the long-standing tradition of outstanding teachers, coaches and being part of a model baseball program at Barrington High School. Hagop and his wife, Arpik, have two daughters, Aleen (17) and Sophia (14), and reside in Rolling Meadows.



### **Daniel Carnduff – Freshmen Head Coach**

This is Coach Carnduff's fifth year in the Barrington School District. He spent 8 years coaching baseball and teaching physics at West Aurora High School. Dan lettered in two sports while at Glenbard North High School, baseball and football.

He received a Bachelor's degree in physics from Elmhurst College, and a Master's degree in education from National Louis University. Dan works in the BHS Science Dept. teaching physics. He has an amazing wife and two daughters at home.

**2021 Varsity Team Game Schedule**

| <u>Date</u> | <u>Team</u>                      | <u>Score</u> | <u>Overall Record</u> |
|-------------|----------------------------------|--------------|-----------------------|
| 4/17/2021   | vs. HIGHLAND PARK                | W (12-2)     | 1-0                   |
| 4/17/2021   | vs. HIGHLAND PARK (Var B)        | W (14-10)    |                       |
| 4/22/2021   | vs. LAKE ZURICH                  | L (8-6)      | 1-1                   |
| 4/24/2021   | vs. JACOBS                       | W (6-5)      | 2-1                   |
| 4/24/2021   | vs. JACOBS (Var B)               | W (5-4)      |                       |
| 4/26/2021   | vs. FREMD                        | W (6-3)      | 3-1                   |
| 4/28/2021   | @ FREMD                          | W (8-5)      | 4-1                   |
| 4/30/2021   | @ BUFFALO GROVE                  | W (10-0)     | 5-1                   |
| 5/1/2021    | vs. BUFFALO GROVE                | W (8-2)      | 6-1                   |
| 5/1/2021    | vs. BUFFALO GROVE (Var B)        | L (15-9)     |                       |
| 5/3/2021    | vs. CONANT                       | W (10-0)     | 7-1                   |
| 5/5/2021    | @ CONANT                         | W (15-0)     | 8-1                   |
| 5/7/2021    | @ PROSPECT                       | L (10-3)     | 8-2                   |
| 5/8/2021    | vs. PROSPECT                     | W (5-2)      | 9-2                   |
| 5/10/2021   | @ SCHAUMBURG                     | W (11-3)     | 10-2                  |
| 5/12/2021   | vs. SCHAUMBURG                   | W (7-0)      | 11-2                  |
| 5/14/2021   | vs. HERSEY                       | W (4-3)      | 12-2                  |
| 5/15/2021   | @ ROLLING MEADOWS                | W (16-1)     | 13-2                  |
| 5/17/2021   | @ PALATINE                       | W (22-1)     | 14-2                  |
| 5/19/2021   | vs. PALATINE                     | W (8-6)      | 15-2                  |
| 5/21/2021   | vs. ELK GROVE                    | W (10-0)     | 16-2                  |
| 5/22/2021   | vs. WHEELING                     | W (13-3)     | 17-2                  |
| 5/24/2021   | @ HOFFMAN ESTATES                | W (14-0)     | 18-2                  |
| 5/26/2021   | vs. HOFFMAN ESTATES              | W (11-0)     | 19-2                  |
| 5/29/2021   | @ LAKE FOREST                    | W (10-3)     | 20-2                  |
| 5/31/2021   | vs. BUFFALO GROVE (MSL Champ Gm) | L (4-3)      | 20-3                  |
| 6/1/2021    | vs. LIBERTYVILLE                 | L (6-1)      | 20-4                  |
| 6/4/2021    | vs. McHenry (IHSA REGIONAL)      | W (4-0)      | 21-4                  |
| 6/7/2021    | @ MUNDELEIN (IHSA REGIONAL)      | L (10-3)     | 21-5                  |
|             |                                  |              |                       |
|             |                                  |              |                       |

**2021 JV Team Game Schedule**

| <u>Date</u> | <u>Team</u>         | <u>Score</u> | <u>Overall Record</u> |
|-------------|---------------------|--------------|-----------------------|
| 4/17/2021   | @ HIGHLAND PARK     | L (8-10)     | 0-1                   |
| 4/21/2021   | @ CARY-GROVE        | L (2-9)      | 0-2                   |
| 4/22/2021   | @ LAKE ZURICH       | L (12-6)     | 0-3                   |
| 4/24/2021   | @ JACOBS            | W (4-0)      | 1-3                   |
| 4/24/2021   | @ JACOBS            | L (11-2)     | 1-4                   |
| 4/26/2021   | @ FREMD             | W (16-12)    | 2-4                   |
| 4/28/2021   | vs. FREMD           | L (12-1)     | 2-5                   |
| 4/30/2021   | vs. BUFFALO GROVE   | W (13-1)     | 3-5                   |
| 5/1/2021    | @ BUFFALO GROVE     | W (12-4)     | 4-5                   |
| 5/1/2021    | @ BUFFALO GROVE     | L (12-8)     | 4-6                   |
| 5/3/2021    | @ CONANT            | W (12-3)     | 5-6                   |
| 5/5/2021    | vs. CONANT          | W (12-11)    | 6-6                   |
| 5/7/2021    | vs. PROSPECT        | L (5-4)      | 6-7                   |
| 5/8/2021    | @ PROSPECT          | W (10-8)     | 7-7                   |
| 5/10/2021   | vs. SCHAUMBURG      | W (11-8)     | 8-7                   |
| 5/12/2021   | @ SCHAUMBURG        | W (11-2)     | 9-7                   |
| 5/14/2021   | @ HERSEY            | W (10-4)     | 10-7                  |
| 5/15/2021   | vs. ROLLING MEADOWS | W (8-0)      | 11-7                  |
| 5/17/2021   | vs. PALATINE        | L (5-3)      | 11-8                  |
| 5/19/2021   | @ PALATINE          | W (3-0)      | 12-8                  |
| 5/22/2021   | @ HERSEY            | L (12-11)    | 12-9                  |
| 5/24/2021   | vs. NEW TRIER       | W (8-1)      | 13-9                  |
| 5/29/2021   | @ BUFFALO GROVE     | W (10-0)     | 14-9                  |
|             |                     |              |                       |
|             |                     |              |                       |

**2021 Frosh-Sophomore Team Game Schedule**

| <u>Date</u> | <u>Team</u>           | <u>Score</u> | <u>Overall Record</u> |
|-------------|-----------------------|--------------|-----------------------|
| 4/22/2021   | vs. LAKE ZURICH       | L (12-9)     | 0-1                   |
| 4/24/2021   | vs. JACOBS            | W (7-4)      | 1-1                   |
| 4/24/2021   | vs. JACOBS            | W (4-2)      | 2-1                   |
| 4/26/2021   | vs. FREMD             | W (11-6)     | 3-1                   |
| 4/28/2021   | @ FREMD               | W (5-1)      | 4-1                   |
| 4/30/2021   | @ BUFFALO GROVE       | W (20-1)     | 5-1                   |
| 5/1/2021    | vs. BUFFALO GROVE     | W (13-3)     | 6-1                   |
| 5/3/2021    | vs. CONANT            | W (4-3)      | 7-1                   |
| 5/5/2021    | @ CONANT              | L (13-1)     | 7-2                   |
| 5/7/2021    | @ PROSPECT            | W (6-5)      | 8-2                   |
| 5/8/2021    | @ PROSPECT            | L (5-4)      | 8-3                   |
| 5/10/2021   | @ SCHAUMBURG          | W (9-5)      | 9-3                   |
| 5/12/2021   | vs. SCHAUMBURG        | W (5-3)      | 10-3                  |
| 5/14/2021   | vs. HERSEY            | W (5-2)      | 11-3                  |
| 5/15/2021   | @ ROLLING MEADOWS     | W (10-0)     | 12-3                  |
| 5/17/2021   | @ PALATINE            | W (15-5)     | 13-3                  |
| 5/19/2021   | vs. PALATINE          | W (10-7)     | 14-3                  |
| 5/21/2021   | vs. ELK GROVE         | L (6-5)      | 14-4                  |
| 5/24/2021   | @ HOFFMAN ESTATES     | W (7-4)      | 15-4                  |
| 5/26/2021   | vs. HOFFMAN ESTATES   | L (9-0)      | 15-5                  |
| 5/29/2021   | vs. BUFFALO GROVE     | W (5-0)      | 16-5                  |
| 5/31/2021   | vs. ST. CHARLES NORTH | W (2-1)      | 17-5                  |
|             |                       |              |                       |
|             |                       |              |                       |

**2021 Freshman Team Game Schedule**


| <u>Date</u> | <u>Team</u>           | <u>Score</u> | <u>Overall Record</u> |
|-------------|-----------------------|--------------|-----------------------|
| 4/26/2021   | @ FREMD               | L (6-5)      | 0-1                   |
| 4/28/2021   | vs. FREMD             | W (5-0)      | 1-1                   |
| 4/30/2021   | @ CONANT              | L (8-3)      | 1-2                   |
| 5/1/2021    | @ LAKE ZURICH         | W (5-4)      | 2-2                   |
| 5/3/2021    | @ CONANT              | L (5-2)      | 2-3                   |
| 5/5/2021    | vs. CONANT            | L (10-5)     | 2-4                   |
| 5/7/2021    | vs. PROSPECT          | W (5-4)      | 3-4                   |
| 5/8/2021    | @ PROSPECT            | W (14-7)     | 4-4                   |
| 5/10/2021   | vs. FREMD             | W (3-1)      | 5-4                   |
| 5/12/2021   | @ LIBERTYVILLE        | L (14-0)     | 5-5                   |
| 5/14/2021   | @ HERSEY              | L (18-1)     | 5-6                   |
| 5/15/2021   | vs. PROSPECT          | L (5-4)      | 5-7                   |
| 5/17/2021   | vs. PALATINE          | W (6-5)      | 6-7                   |
| 5/19/2021   | @ PALATINE            | W (12-4)     | 7-7                   |
| 5/29/2021   | vs. BUFFALO GROVE     | W (9-5)      | 8-7                   |
| 5/31/2021   | vs. ST. CHARLES NORTH | L (4-0)      | 8-8                   |
|             |                       |              |                       |
|             |                       |              |                       |
|             |                       |              |                       |
|             |                       |              |                       |



**Revisions**

| <u>Date</u>     | <u>Description</u>   | <u>[proposed changes]</u> |
|-----------------|--|---------------------------|
| 1965-1976       | - Coaches Don Bock & Joe Plaskas begin database  |                           |
| 1977-1999       | Database is updated by Sally and Kirby Smith, assistance from Doug Schertz (in Mathematics Dept)   |                           |
| 2013            | - Brian Battle reorganizes into spreadsheets, updates name to 'Prospectus'. Modifying and updating become very efficient...<br>GameChanger SW is utilized for data collection(2013)—certain pitching records are no longer collected*: CG, SH, 2B, 3B, etc.<br>"The Babe Ruth" Club is added.  |                           |
| 2015-Additions: | "Funnel" graphic added; Team awards added; Coach Rife Tribute<br>Boldface used for most recent season recordholders (changes every year)<br>All-Conference selections now include class status (ie. Senior)<br>OBA/OPS calculation updated – used only on 2014/2015 season- for those recordbooks (of '15 & '16).<br>Legacy records left as is.(ie. SAC bunts should not included in OBA/OPS calculation; but were used previously)  |                           |
| 2017-Additions: | OBA/OPS calculation updated only for recent dataset. Historic data in Recordbook relays on using SAC bunts in denominator<br>ShutterFly page for photographs by Lori Swanson <a href="https://bhvarsitybaseball2016.shutterfly.com/">https://bhvarsitybaseball2016.shutterfly.com/</a><br>All-conference selections: include Daily Herald description* for; and photo-individual , with citation   |                           |
| 2018-Additions: | SL% heading in all batting stat's changed to SLG to reflect standard terminology. All 'DIV/0' replaced with "0".<br>Coaches Summary tables added for Team Batting and Team Pitching<br>Legends added to end of Team, Batting, & Pitching. Clarification on Division, Conference, "0", " ", and "-" notations.<br>Group photo of Seniors added to Players by Graduation section for current year only [ie. Previous year to be replaced]<br>Blank page added between batting and pitching record sections, for section definition.<br>Pitching records for Most Game appearances (season & career) corrected: revised 6 names at top of lists due to data error.<br>Recommendation going forward: [modify/improve layout for BHS awards pp.23. Presently vertical columns][replace OE in batting]<br>Coaches biographies & photos revised<br>BHS Baseball Logo & Creed (shown on cover & below) designed by BHS Pitching Coach Dave Engle, Hall of Fame-2017<br>2018 benchmark* "the Year of the Pitcher", is celebrated on the following page:<br>A tip of the cap to the entire pitching effort - players, coaches, staff, family & friends<br>*4 historical firsts were achieved: ERA (Season&Career), WHIP**, BB%.<br>**Note: 2017 Historical WHIP record, replaced his team mates 2016 Historical WHIP record. |                           |
| 2019 Additions: | - Inserted the correct On-Base Percentage (OBA) formula for all Season ^ Career hitting stats to make sure both historic & recent players are being viewed with the same OBP metric. The old formula incorrectly included sacrifice bunts in the calculation which had the net effect of lowering the OBP for all players who sacrifice bunted during their careers. This change also impacted season/career OPS.<br>- Revised the Season and Career Leaderboards for OBP (listed as OBA) as well as the OPS record leaderboards to reflect the corrected OBP and OPS statistics<br>- Dylan Balogh Teammate of the Year Award summary<br>- 2018 Teammate of the Year banquet photos  |                           |





### 558 Dan Wilson • C

HT: 6'3" WT: 215 BATS: RIGHT THROWS: RIGHT  
 DRAFTED: REDS #1 JUNE, 1990 ACC: TRADE WITH REDS, 11-2-93  
 BORN: 3-25-68, BARRINGTON, IL HOME: SEATTLE, WA

COMPLETE MAJOR LEAGUE BATTING RECORD

| YR               | CLUB     | G    | AB   | R   | H    | 2B  | 3B | HR | RBI | SB | BB  | SO  | SLG  | OPS  | Avg  |
|------------------|----------|------|------|-----|------|-----|----|----|-----|----|-----|-----|------|------|------|
| 89               | REDS     | 12   | 25   | 2   | 9    | 1   | 0  | 0  | 3   | 0  | 3   | 8   | .400 | .828 | .306 |
| 90               | REDS     | 39   | 79   | 3   | 17   | 3   | 0  | 0  | 8   | 0  | 9   | 18  | .263 | .565 | .224 |
| 94               | MARINERS | 91   | 282  | 24  | 61   | 4   | 2  | 3  | 27  | 1  | 10  | 57  | .312 | .556 | .210 |
| 95               | MARINERS | 119  | 399  | 43  | 111  | 22  | 3  | 9  | 51  | 2  | 33  | 63  | .418 | .752 | .278 |
| 96               | MARINERS | 138  | 491  | 51  | 143  | 24  | 0  | 18 | 83  | 1  | 30  | 88  | .444 | .774 | .295 |
| 97               | MARINERS | 143  | 508  | 55  | 137  | 31  | 1  | 15 | 74  | 7  | 38  | 72  | .423 | .749 | .270 |
| 98               | MARINERS | 96   | 309  | 39  | 82   | 17  | 1  | 9  | 44  | 2  | 24  | 68  | .394 | .732 | .292 |
| 99               | MARINERS | 123  | 414  | 45  | 113  | 23  | 2  | 7  | 38  | 5  | 29  | 83  | .382 | .697 | .288 |
| 00               | MARINERS | 90   | 266  | 31  | 63   | 12  | 0  | 5  | 27  | 1  | 22  | 51  | .336 | .627 | .235 |
| 01               | MARINERS | 123  | 377  | 44  | 100  | 20  | 1  | 10 | 42  | 3  | 20  | 60  | .403 | .708 | .285 |
| 02               | MARINERS | 115  | 359  | 35  | 106  | 16  | 1  | 6  | 44  | 1  | 18  | 81  | .396 | .722 | .295 |
| 03               | MARINERS | 99   | 319  | 32  | 78   | 15  | 2  | 4  | 43  | 0  | 15  | 52  | .339 | .611 | .241 |
| MAJ. LEA. TOTALS |          | 1185 | 3640 | 418 | 1012 | 196 | 13 | 96 | 484 | 23 | 254 | 696 | .399 | .699 | .264 |

Dan has played in each Seattle home opener of his career.

### John Trautwein

HT: 6'1" WT: 190 BATS: RIGHT THROWS: RIGHT  
 DRAFTED: REDS #1 JUNE, 1990 ACC: TRADE WITH REDS, 11-2-93  
 BORN: 3-25-68, BARRINGTON, IL HOME: SEATTLE, WA

COMPLETE MAJOR LEAGUE PITCHING RECORD

| YR               | CLUB | G   | IP     | L   | W   | ERA  | BB  | SO  | SHO | SV | WHIP | ERA+ |
|------------------|------|-----|--------|-----|-----|------|-----|-----|-----|----|------|------|
| 89               | REDS | 4   | 31     | 4   | 5   | 3.19 | 20  | 11  | 1   | 1  | 1.11 | 110  |
| 90               | REDS | 26  | 152.0  | 8   | 14  | 4.11 | 87  | 101 | 24  | 27 | 1.1  | 81   |
| 91               | REDS | 34  | 206.1  | 16  | 17  | 4.80 | 140 | 122 | 34  | 7  | 1.1  | 81   |
| 92               | REDS | 26  | 228.1  | 12  | 10  | 4.25 | 82  | 82  | 34  | 7  | 1.0  | 81   |
| 93               | REDS | 31  | 207.1  | 19  | 17  | 4.84 | 114 | 71  | 24  | 3  | 1.1  | 81   |
| 94               | REDS | 27  | 202.1  | 15  | 11  | 4.18 | 88  | 88  | 31  | 7  | 1.0  | 81   |
| 95               | REDS | 31  | 206.0  | 14  | 10  | 4.00 | 88  | 88  | 31  | 7  | 1.0  | 81   |
| 96               | REDS | 26  | 207.0  | 10  | 8   | 4.50 | 107 | 52  | 10  | 0  | 1.1  | 81   |
| 97               | REDS | 31  | 202.0  | 11  | 11  | 4.50 | 107 | 52  | 10  | 0  | 1.1  | 81   |
| 98               | REDS | 31  | 202.0  | 11  | 11  | 4.50 | 107 | 52  | 10  | 0  | 1.1  | 81   |
| 99               | REDS | 31  | 202.0  | 11  | 11  | 4.50 | 107 | 52  | 10  | 0  | 1.1  | 81   |
| 00               | REDS | 31  | 202.0  | 11  | 11  | 4.50 | 107 | 52  | 10  | 0  | 1.1  | 81   |
| 01               | REDS | 31  | 202.0  | 11  | 11  | 4.50 | 107 | 52  | 10  | 0  | 1.1  | 81   |
| 02               | REDS | 31  | 202.0  | 11  | 11  | 4.50 | 107 | 52  | 10  | 0  | 1.1  | 81   |
| 03               | REDS | 31  | 202.0  | 11  | 11  | 4.50 | 107 | 52  | 10  | 0  | 1.1  | 81   |
| MAJ. LEA. TOTALS |      | 471 | 3076.0 | 126 | 146 | 4.50 | 107 | 52  | 10  | 0  | 1.1  | 81   |

© & © 2011 THE TOPPS COMPANY, INC. ALL RIGHTS RESERVED. TOPPS® IS A REGISTERED TRADEMARK OF THE TOPPS COMPANY, INC. MAJOR LEAGUE®, BASEBALL®, TRADEMARKS AND LOGOS ARE USED WITH PERMISSION OF MAJOR LEAGUE BASEBALL. © MLB. OPTICAL COMPANY.

### 660 GREG MADDUX

HT: 5'11" WT: 170 BATS: RIGHT THROWS: RIGHT  
 DRAFTED: REDS #1 JUNE, 1990 ACC: TRADE WITH REDS, 11-2-93  
 BORN: 3-25-68, BARRINGTON, IL HOME: SEATTLE, WA

COMPLETE MAJOR LEAGUE PITCHING RECORD (LEAGUE LEADER IN ITALICS, TIE)

| YR               | CLUB | G   | IP     | L   | W   | ERA  | BB  | SO  | SHO | SV | WHIP | ERA+ |
|------------------|------|-----|--------|-----|-----|------|-----|-----|-----|----|------|------|
| 89               | REDS | 4   | 31     | 4   | 5   | 3.19 | 20  | 11  | 1   | 1  | 1.11 | 110  |
| 90               | REDS | 26  | 152.0  | 8   | 14  | 4.11 | 87  | 101 | 24  | 27 | 1.1  | 81   |
| 91               | REDS | 34  | 206.1  | 16  | 17  | 4.80 | 140 | 122 | 34  | 7  | 1.1  | 81   |
| 92               | REDS | 26  | 228.1  | 12  | 10  | 4.25 | 82  | 82  | 34  | 7  | 1.0  | 81   |
| 93               | REDS | 31  | 207.1  | 19  | 17  | 4.84 | 114 | 71  | 24  | 3  | 1.1  | 81   |
| 94               | REDS | 27  | 202.1  | 15  | 11  | 4.18 | 88  | 88  | 31  | 7  | 1.0  | 81   |
| 95               | REDS | 31  | 206.0  | 14  | 10  | 4.00 | 88  | 88  | 31  | 7  | 1.0  | 81   |
| 96               | REDS | 26  | 207.0  | 10  | 8   | 4.50 | 107 | 52  | 10  | 0  | 1.1  | 81   |
| 97               | REDS | 31  | 202.0  | 11  | 11  | 4.50 | 107 | 52  | 10  | 0  | 1.1  | 81   |
| 98               | REDS | 31  | 202.0  | 11  | 11  | 4.50 | 107 | 52  | 10  | 0  | 1.1  | 81   |
| 99               | REDS | 31  | 202.0  | 11  | 11  | 4.50 | 107 | 52  | 10  | 0  | 1.1  | 81   |
| 00               | REDS | 31  | 202.0  | 11  | 11  | 4.50 | 107 | 52  | 10  | 0  | 1.1  | 81   |
| 01               | REDS | 31  | 202.0  | 11  | 11  | 4.50 | 107 | 52  | 10  | 0  | 1.1  | 81   |
| 02               | REDS | 31  | 202.0  | 11  | 11  | 4.50 | 107 | 52  | 10  | 0  | 1.1  | 81   |
| 03               | REDS | 31  | 202.0  | 11  | 11  | 4.50 | 107 | 52  | 10  | 0  | 1.1  | 81   |
| MAJ. LEA. TOTALS |      | 471 | 3076.0 | 126 | 146 | 4.50 | 107 | 52  | 10  | 0  | 1.1  | 81   |

Greg's 180 wins is the majors' most 3-0 decade.

## BASEBALL GREATS

### #3 GEORGE HERMAN RUTH

(Babe)—Feb. 6, 1895 to Aug. 16, 1948

Pitcher and Outfielder—Bstn—N.Y. (AL) Bstn (NL)—1914-1935, batted left

Ruth holds all-time marks for home runs (714), RBI's (2209) and bases on balls (2056), but his most famous record is that of hitting 60 home runs in 1927. As a pitcher he twice won more than 20 games and beat Brooklyn in the longest World Series game (14 innings) ever played. The Babe was elected to the Hall of Fame in 1936.


MAJOR LEAGUE TOTALS (batting)

| Games | A.B. | Hits | Ave. | RBI  | 2B  | 3B  | HR  | Games Won | Lost | Pct. | ERA  |
|-------|------|------|------|------|-----|-----|-----|-----------|------|------|------|
| 2503  | 8399 | 2873 | .342 | 2209 | 506 | 136 | 714 | 163       | 94   | 46   | .671 |

MAJOR LEAGUE TOTALS (pitching)

| Games | A.B. | Hits | Ave. | RBI | 2B | 3B | HR | Games Won | Lost | Pct. | ERA   |
|-------|------|------|------|-----|----|----|----|-----------|------|------|-------|
| 41    | 129  | 42   | .325 | 32  | 5  | 2  | 15 | 3         | 3    | 0    | 1.000 |

© F. H. Fleer Printed in U.S.A. World Wide Photo



### 29 RANDY JOHNSON

HT: 6'10" WT: 230 BATS: LEFT THROWS: LEFT  
 DRAFTED: REDS #1 JUNE, 1988 ACC: FREE AGENT, 11-30-92  
 BORN: 1-10-62, WALNUT CREEK, CA HOME: BELLEVUE, WA

COMPLETE MAJOR LEAGUE PITCHING RECORD (LEAGUE LEADER IN ITALICS, TIE)

| YR               | CLUB | G   | IP     | L   | W   | ERA  | BB  | SO  | SHO | SV | WHIP | ERA+ |
|------------------|------|-----|--------|-----|-----|------|-----|-----|-----|----|------|------|
| 89               | REDS | 4   | 31     | 4   | 5   | 3.19 | 20  | 11  | 1   | 1  | 1.11 | 110  |
| 90               | REDS | 26  | 152.0  | 8   | 14  | 4.11 | 87  | 101 | 24  | 27 | 1.1  | 81   |
| 91               | REDS | 34  | 206.1  | 16  | 17  | 4.80 | 140 | 122 | 34  | 7  | 1.1  | 81   |
| 92               | REDS | 26  | 228.1  | 12  | 10  | 4.25 | 82  | 82  | 34  | 7  | 1.0  | 81   |
| 93               | REDS | 31  | 207.1  | 19  | 17  | 4.84 | 114 | 71  | 24  | 3  | 1.1  | 81   |
| 94               | REDS | 27  | 202.1  | 15  | 11  | 4.18 | 88  | 88  | 31  | 7  | 1.0  | 81   |
| 95               | REDS | 31  | 206.0  | 14  | 10  | 4.00 | 88  | 88  | 31  | 7  | 1.0  | 81   |
| 96               | REDS | 26  | 207.0  | 10  | 8   | 4.50 | 107 | 52  | 10  | 0  | 1.1  | 81   |
| 97               | REDS | 31  | 202.0  | 11  | 11  | 4.50 | 107 | 52  | 10  | 0  | 1.1  | 81   |
| 98               | REDS | 31  | 202.0  | 11  | 11  | 4.50 | 107 | 52  | 10  | 0  | 1.1  | 81   |
| 99               | REDS | 31  | 202.0  | 11  | 11  | 4.50 | 107 | 52  | 10  | 0  | 1.1  | 81   |
| 00               | REDS | 31  | 202.0  | 11  | 11  | 4.50 | 107 | 52  | 10  | 0  | 1.1  | 81   |
| 01               | REDS | 31  | 202.0  | 11  | 11  | 4.50 | 107 | 52  | 10  | 0  | 1.1  | 81   |
| 02               | REDS | 31  | 202.0  | 11  | 11  | 4.50 | 107 | 52  | 10  | 0  | 1.1  | 81   |
| 03               | REDS | 31  | 202.0  | 11  | 11  | 4.50 | 107 | 52  | 10  | 0  | 1.1  | 81   |
| MAJ. LEA. TOTALS |      | 471 | 3076.0 | 126 | 146 | 4.50 | 107 | 52  | 10  | 0  | 1.1  | 81   |

Randy ranks 12th on the all-time career strikeout list.

## WINNING IS A NIEKRO FAMILY TRADITION

### Niekros surpass Perrys to set win record for brothers

Cleveland, O., June 1, 1997: Phil Niekro earned Win for Indians tonight, the 530th for the Niekro family (Phil: 314; Joe: 216). This breaks brother record of 529 set by the Perrys (Gaylord: 314, Jim: 215) between 1959 and 1983.

### 1 NOLAN RYAN • P

HT: 6'7" WT: 210 THROWS: RIGHT BATS: RIGHT DRAFT: METS #13 JUNE, 1965  
 ACC: FREE AGENT, 12-7-89 BORN: 1-31-47, REDFORD, TEXAS HOME: ALVIN, TEXAS

COMPLETE MAJOR LEAGUE PITCHING RECORD (LEAGUE LEADER IN ITALICS, TIE)

| YR               | CLUB    | G   | IP     | L   | W   | ERA  | BB   | SO   | SHO | SV  | WHIP | ERA+  |       |       |
|------------------|---------|-----|--------|-----|-----|------|------|------|-----|-----|------|-------|-------|-------|
| 67               | METS    | 2   | 3      | 0   | 1   | 3.00 | 3    | 5    | 3   | 0   | 0    | 10.00 |       |       |
| 68               | METS    | 21  | 134.6  | 6   | 9   | 3.90 | 46   | 133  | 75  | 18  | 3    | 0     | 10.69 |       |
| 69               | METS    | 29  | 182.0  | 14  | 16  | 3.50 | 53   | 133  | 119 | 0   | 1    | 10.64 |       |       |
| 70               | METS    | 27  | 132.0  | 11  | 11  | 3.90 | 50   | 125  | 97  | 18  | 5    | 0     | 12.41 |       |
| 71               | METS    | 30  | 182.0  | 14  | 16  | 3.50 | 53   | 133  | 119 | 0   | 1    | 10.64 |       |       |
| 72               | ANGELS  | 39  | 284.1  | 19  | 16  | 3.80 | 74   | 329  | 157 | 38  | 20   | 0     | 12.47 |       |
| 73               | ANGELS  | 41  | 296.1  | 16  | 16  | 3.90 | 74   | 329  | 157 | 38  | 20   | 0     | 12.47 |       |
| 74               | ANGELS  | 42  | 337.2  | 22  | 16  | 4.27 | 107  | 387  | 202 | 41  | 26   | 0     | 13.89 |       |
| 75               | ANGELS  | 28  | 186.1  | 14  | 16  | 3.50 | 53   | 133  | 119 | 0   | 1    | 10.64 |       |       |
| 76               | ANGELS  | 39  | 284.1  | 19  | 16  | 3.80 | 74   | 329  | 157 | 38  | 20   | 0     | 12.47 |       |
| 77               | ANGELS  | 38  | 284.1  | 19  | 16  | 3.80 | 74   | 329  | 157 | 38  | 20   | 0     | 12.47 |       |
| 78               | ANGELS  | 31  | 235.0  | 13  | 10  | 4.07 | 26   | 748  | 31  | 14  | 3    | 0     | 13.71 |       |
| 79               | ANGELS  | 36  | 249.1  | 15  | 14  | 4.10 | 26   | 748  | 31  | 14  | 3    | 0     | 13.71 |       |
| 80               | ASTROS  | 33  | 234.1  | 11  | 10  | 4.00 | 87   | 290  | 89  | 35  | 4    | 0     | 13.35 |       |
| 81               | ASTROS  | 31  | 194.1  | 15  | 16  | 3.50 | 28   | 140  | 86  | 21  | 4    | 0     | 12.67 |       |
| 82               | ASTROS  | 35  | 250.1  | 16  | 12  | 3.90 | 88   | 245  | 709 | 35  | 10   | 3     | 0     | 13.16 |
| 83               | ASTROS  | 29  | 182.0  | 14  | 16  | 3.50 | 53   | 133  | 119 | 0   | 1    | 10.64 |       |       |
| 84               | ASTROS  | 30  | 182.0  | 14  | 16  | 3.50 | 53   | 133  | 119 | 0   | 1    | 10.64 |       |       |
| 85               | ASTROS  | 30  | 182.0  | 14  | 16  | 3.50 | 53   | 133  | 119 | 0   | 1    | 10.64 |       |       |
| 86               | ASTROS  | 30  | 182.0  | 14  | 16  | 3.50 | 53   | 133  | 119 | 0   | 1    | 10.64 |       |       |
| 87               | ASTROS  | 30  | 182.0  | 14  | 16  | 3.50 | 53   | 133  | 119 | 0   | 1    | 10.64 |       |       |
| 88               | ASTROS  | 30  | 182.0  | 14  | 16  | 3.50 | 53   | 133  | 119 | 0   | 1    | 10.64 |       |       |
| 89               | ASTROS  | 30  | 182.0  | 14  | 16  | 3.50 | 53   | 133  | 119 | 0   | 1    | 10.64 |       |       |
| 90               | RANGERS | 32  | 220.1  | 16  | 10  | 3.86 | 85   | 302  | 98  | 32  | 1    | 0     | 13.62 |       |
| 91               | RANGERS | 30  | 204.1  | 13  | 9   | 3.86 | 78   | 232  | 74  | 20  | 5    | 0     | 13.44 |       |
| MAJ. LEA. TOTALS |         | 740 | 4993.1 | 302 | 272 | 3.86 | 1754 | 5308 | 214 | 706 | 218  | 58    | 3     | 11.92 |

### 575 Red Sox • Luis Tiant PITCHER

Height: 5'11" Weight: 180 Throws: Right Bats: Right Signed: Indians - 1962, Prior to Draft  
 Acquired: Signed Free Agent, 5-17-71 Born: 11-23-40, Maricao, Cuba Home: Milton, Mass.

COMPLETE MAJOR LEAGUE PITCHING RECORD

| Year | Club    | G  | IP    | L  | W  | ER   | BB | SO  | SHO | SV  | WHIP | ERA  |
|------|---------|----|-------|----|----|------|----|-----|-----|-----|------|------|
| 1964 | Indians | 19 | 127.0 | 10 | 4  | 4.10 | 40 | 105 | 47  | 2   | 8.83 | 2.83 |
| 1965 | Indians | 41 | 186.1 | 11 | 11 | 3.88 | 77 | 152 | 66  | 3</ |      |      |

**NOTES**

We hope you have enjoyed the

***Barrington High School  
Baseball Prospectus 2021***

This book represents the most comprehensive update since 1997. We anticipate more frequent updates in the future, and would welcome your help.

If you notice any errors or omissions, or simply have an idea for improving the Prospectus in future years, please contact us at the email below

[BarringtonBaseballBoosters@gmail.com](mailto:BarringtonBaseballBoosters@gmail.com)

Please visit our website for the latest news and updates regarding Barrington High School Baseball

[www.bhsbaseballboosterclub.org](http://www.bhsbaseballboosterclub.org)

***Go Broncos !***