

BARRINGTON
BASEBALL

DEDICATION EXCELLENCE TRADITION

BARRINGTON HIGH SCHOOL

2022

**BASEBALL PROSPECTUS
And RECORD BOOK**

Compiled by: Barrington High School Baseball Booster Club



BARRINGTON HIGH SCHOOL
2021 - 2022

**Barrington High School Baseball
Championships
Division Championships**

1950	1951	1953	1958
1970	1971	1972	1978
1979	1980	1983	1985
1986	1987	1988	1989
1991	1993	1995	1996
1997	1998	2004	2005
2013	2014	2015	2016
2017	2018	2019	2021
2022			

Conference Championships

1978	1983	1986	1987
1993	1995	2004	2005
2017	2019		

Regional Championships (State Playoffs)

1975	1976	1977	1978
1980	1983	1986	1987
1988	1995	1997	1998
2003	2004	2005	2006
2009	2018	2019	2022

Sectional Championships (State Playoffs)

1980	1986	1987	1988
1995	1998	2005	2009

State Finals - 3rd place

1998	2005
------	------

State Finals - 2nd place

1987	1988
------	------

State Champion

1986

Acknowledgements

The Barrington High School Baseball Booster Club would like to acknowledge all of the individuals that have played and coached baseball at Barrington High School.

Collectively, you have created a wonderful legacy that has allowed all of us - players, coaches, parents, grandparents and teachers to enjoy the game we love, played by students we love.

By presenting the baseball statistics contained in this book, it is our sincere hope that BHS baseball players will remember those special moments shared with teammates. It is also hoped that the statistics that are woven into the fabric of the game itself will serve to connect past, present and future generations of BHS players.

The collection of the statistics contained in this book have been generated by the following coaches, we thank them for their efforts.

Don Bock
Joe Plaskas
Kirby Smith
Jim Hawrysko
Pat Wire

The foundation of this Baseball Prospectus was the statistical collection compiled in 1997. For their effort in publishing that book, we thank:

Doug Schertz
Sara 'Sally' Smith

Finally, we acknowledge the tireless efforts of our past and present Athletic Directors and their staffs for maintaining these records throughout the years.

Bob Carpenter
Mike Obsuszt
Linda Ray

Barrington High School Baseball Prospectus - 2022
Compiled by the Barrington High School Baseball Booster Club

Table of Contents

BHS Single Season: Team Won-Lost Records	4
BHS Single Season: Team Batting	8
BHS Single Season: Team Pitching	12
BHS Graduates Playing College/Professional Baseball	16
BHS Baseball All-Conference Selections	24
BHS Single Season: Individual Batting Records	30
BHS Single Season: Individual Pitching Records	41
BHS Single Season: Alphabetical Listing of All Players' Batting Statistics	47
BHS Single Season: Alphabetical Listing of All Players' Pitching Statistics	86
BHS Career: Individual Batting Records	103
BHS Career: Individual Pitching Records	114
BHS Career: Alphabetical Listing of All Players' Batting Statistics	120
BHS Career: Alphabetical Listing of All Players' Pitching Statistics	141
Barrington's Babe Ruth Club	151
Listing of All Barrington Baseball Players by Year of Graduation	152
Barrington High School Baseball History	161
Barrington Baseball Rosters, Coaches Bios	163
Barrington Game Schedules	172
Revisions	176

BHS Single Season Team Won-Lost Records

N: MSL North/West Division Championship

NC: MSL Conference Championship

* : Winner of State Playoff Round

Year	Coach	All Games	Conference	Conf. Place	District	Regional	Sectional	Super Sect'l	State
1947	No Record	No Record	4-3	3rd	NR	NR	NR		
1948	No Record	No Record	6-5	4th	NR	NR	NR		
1949	No Record	No Record	6-1	2nd	NR	NR	NR		
1950	Les Harmon	No Record	6-1	1st	NR	NR	NR		
1951	Les Harmon	No Record	6-1	1st	NR	NR	NR		
1952	No Record	No Record	3-3	4th	NR	NR	NR		
1953	Jack Kinder	No Record	7-3	1st	NR	NR	NR		
1954	Bob Madding	No Record	2-3	NR	NR	NR	NR		
1955	Bob Murphy	No Record	2-7	NR	0-1	NR	NR		
1956	Bob Murphy	No Record	6-4	NR	0-1	NR	NR		
1957	Bob Murphy	No Record	2-7-1	NR	NR	NR	NR		
1958	Dave Gehler	12-8	7-3	1st	NR	NR	NR		
1959	Bill Graham	9-14-1	6-4-1	NR	NR	NR	NR		
1960	Bill Graham	10-6-1	9-5-1	3rd	NR	NR	NR		
1961	Bill Graham	10-8	7-7	6th	NR	NR	NR		
1962	Bill Graham	7-10	6-8	NR	NR	NR	NR		
1963	Bill Graham	11-10	7-7	NR	2-0*	0-1			
1964	Bill Graham	10-10	6-8	5th	2-0*	1-1			

BHS Single Season Team Won-Lost Records

N: MSL North/West Division Championship

NC: MSL Conference Championship

* : Winner of State Playoff Round

Year	Coach	All Games	Conference	Conf. Place	District	Regional	Sectional	Super Sect'l	State
1965	Don Bock	10-9	6-8	NR	2-0*	0-1			
1966	Don Bock	12-9	7-7	4th	1-1				
1967	Don Bock	15-9-1	9-5	3rd	1-1				
1968	Joe Plaskas	10-14	4-8	7th	2-0*	1-1			
1969	Joe Plaskas	11-14-1	6-8	5th	1-1				
1970	Joe Plaskas	21-6	13-1	1st	0-1				
1971	Joe Plaskas	24-6	12-2	1st	0-1				
1972	Joe Plaskas	18-8	10-4	1st	1-1				
1973	Joe Plaskas	21-8	9-5	4th	2-0*	0-1			
1974	Joe Plaskas	24-6	14-4	2nd	2-1				
1975	Joe Plaskas	21-11	10-8	4th	2-0*	2-0*	0-1		
1976	Joe Plaskas	29-8	14-4	2nd	3-0*	2-0*	1-1		
1977	Kirby Smith	21-10-1	8-8	4th	2-0*	2-0*	0-1		
<i>BHS Enters MSL North. Note: 1st N = Division Champs; 1st NC = +Conference Champs</i>									
1978	Kirby Smith	26-3	19-0	1st NC		3-0*	0-1		
1979	Kirby Smith	16-10-1	12-7	1st N		3-1			
1980	Kirby Smith	25-6	14-5	1st N		3-0*	2-0*		0-1
1981	Kirby Smith	14-13-1	10-9	3rd		2-1			
1982	Kirby Smith	15-10	11-8	2nd		0-1			
1983	Kirby Smith	23-7	15-4	1st NC		3-0*	1-1		
1984	Kirby Smith	18-10-1	11-8	3rd		2-1			
1985	Kirby Smith	20-8-1	12-5	1st N		2-1			
1986	Kirby Smith	33-5	14-3	1st NC		3-0*	2-0*		3-0 (1st)
1987	Kirby Smith	31-5	14-2	1st NC		3-0*	2-0*		2-1 (2nd)

BHS Single Season Team Won-Lost Records

N: MSL North/West Division Championship

NC: MSL Conference Championship

* : Winner of State Playoff Round

Year	Coach	All Games	Conference	Conf. Place	District	Regional	Sectional	Super Sect'l	State
1988	Kirby Smith	28-8	13-3	1st N		3-0*	2-0*		2-1 (2nd)
1989	Kirby Smith	25-9-1	11-5	1st N		1-1			
1990	Kirby Smith	23-12	10-6	2nd		1-1			
1991	Kirby Smith	25-9	13-3	1st N		1-1			
1992	Kirby Smith	23-11-1	11-5	2nd		2-1			
1993	Kirby Smith	27-6	13-3	1st NC		0-1			
1994	Kirby Smith	27-11	12-4	2nd		2-1			
1995	Kirby Smith	34-7	13-3	1st NC		3-0*	2-0*		0-1
1996	Kirby Smith	23-14	11-5	1st N		1-1			
1997	Kirby Smith	28-12	13-3	1st N		3-0*	1-1		
1998	Kirby Smith	34-9	14-2	1st N		3-0*	2-0*		2-1 (3rd)

BHS Enters MSL West. Note: 1st W = Division Champs; 1st WC = +Conference Champs

1999	Jim Hawrysko	22-15	9-7	3rd		1-1			
2000	Jim Hawrysko	18-17-1	9-7	3rd		1-1			
2001	Jim Hawrysko	23-13	11-5	2nd		1-1			
2002	Jim Hawrysko	12-21	5-12	6th		0-1			
2003	Jim Hawrysko	20-16	7-10	6th		2-0*	0-1		
2004	Jim Hawrysko	27-11	15-2	1st WC		2-0*	1-1		
2005	Jim Hawrysko	35-7	15-2	1st WC		2-0*	2-0*	1-0*	2-1 (3rd)
2006	Jim Hawrysko	17-18	7-9	3rd		2-0*	0-1		
2007	Jim Hawrysko	17-18	6-11	4th		1-1			
2008	Jim Hawrysko	18-13-1	10-7	3rd		1-1			
2009	Jim Hawrysko	21-15-1	8-8	5th		2-0*	2-0*	0-1	
2010	Jim Hawrysko	20-15	10-7	3rd		0-1			
2011	Jim Hawrysko	7-27	6-11	4th		0-1			
2012	Jim Hawrysko	18-15	7-10	6th		0-1			

BHS Single Season Team Won-Lost Records

N: MSL North/West Division Championship

NC: MSL Conference Championship

* : Winner of State Playoff Round

Year	Coach	All Games	Conference	Conf. Place	District	Regional	Sectional	Super Sect'l	State
2013	Pat Wire	22-12	13-3	1st WC		2-1			
2014	Pat Wire	26-11	11-5	tied 1st		1-1			
2015	Pat Wire	24-10	14-2	1st-W		0-1			
2016	Pat Wire	27-9	14-2	1st-W		1-1			
2017	Pat Wire	28-8	15-1	1st WC		1-1			
2018	Pat Wire	23-8-2	13-4	1st W		2-0	1-1		
2019	Pat Wire	30-8	14-3	1st WC		2-0	0-1		
2020	Pat Wire	<< Season Cancelled due to COVID-19 Pandemic >>							
2021	Pat Wire	21-5	15-1	1st W		1-1			
2022	Pat Wire	25-8-2	13-3	1st W		2-0	0-1		

LEGEND

NR = No Record
 N = MSL-North division
 NC = North & Conference Champs
 W = MSL-West division
 WC = West & Conference Champs
 - = data no longer recorded
 " " = no information
 0 = zero

BHS Single Season: Team Batting

Bold = Division Champion Team

= Historical Best

Year	G	AB	R	H	Avg	2B	3B	HR	TB	SLG	RBI	SAC	SF	SB	SO	BB	HB	OBA	OPS	E
1966	21	461	87	123	.267	20	4	4	163	.354	69			34	109	61	0	.352	.706	52
1967	25	257	16	75	.292	8			83	.323	12						0	.292	.615	0
Coach Don Bock Totals																				
	46	718	103	198	.276	28	4	4	246	.343	81			34	109	61	0	.332	.675	52

1968	24																				
1969	28	668	103	172	.257	19	4	2	205	.307	86	21		31	146	90	6	.341	.648	62	
1970	27	733	164	226	.308	26	8	3	277	.378	150	36		93	93	70	18	.366	.744	47	
1971	30	847	231	280	.331	27	23	8	377	.445	191	30		43	96	123	13	.411	.856	60	
1972	26	639	141	171	.268	18	9	5	222	.347	101	15		68	121	126	13	.391	.738	67	
1973	30	852	218	252	.296	39	17	13	364	.427	153	15		83	197	135	15	.395	.823	71	
1974	30	815	247	261	.320	53	13	21	403	.494	191	15		79	171	135	16	.420	.914	58	
1975	32	873	221	246	.282	36	11	14	346	.396	186	25		89	164	154	8	.385	.781	66	
1976	37	1,034	276	327	.316	69	14	30	514	.497	225	23		56	210	162	28	.415	.912	75	
Coach Joe Plaskas Totals																					
	9	264	6,461	1,601	1,935	.299	287	99	96	2,708	.419	1,283	180		542	1,198	995	117	.393	.812	506

1977	32	870	235	297	.341	47	12	14	410	.471	187	26	0	41	156	135	12	.426	.897	72
1978	29	944	243	301	.319	36	16	21	432	.458	210	29	0	32	149	157	20	.416	.873	77
1979	27	556	114	166	.299	23	7	9	230	.414	94	11	0	25	86	106	6	.409	.823	33
1980	32	910	219	279	.307	42	20	15	406	.446	187	17	5	45	130	139	9	.395	.842	51
1981	28	775	156	217	.280	34	7	14	307	.396	131	23	5	36	122	121	9	.372	.768	87
1982	25	695	167	229	.329	42	4	12	315	.453	149	21	0	34	104	109	12	.418	.871	59
1983	30	816	177	271	.332	49	10	15	385	.472	151	43	0	37	123	91	5	.384	.856	69
1984	29	804	170	249	.310	54	12	10	357	.444	140	21	2	42	108	119	11	.396	.840	67

BHS Single Season: Team Batting

Bold = Division Champion Team

= Historical Best

Year	G	AB	R	H	Avg	2B	3B	HR	TB	SLG	RBI	SAC	SF	SB	SO	BB	HB	OBA	OPS	E
1985	29	802	248	272	.339	43	4	28	407	.507	191	24	11	58	100	154	7	.434	.941	57
1986	38	1,144	383	424	.371	69	18	65	724	.633	322	14	12	63	162	175	17	.452	1.085	59
1987	36	1,056	306	375	.355	66	15	28	555	.526	266	14	12	57	127	141	16	.429	.955	64
1988	38	1,071	322	373	.348	58	11	28	537	.501	261	27	14	114	168	162	11	.425	.926	105
1989	35	952	238	277	.291	42	10	21	402	.422	192	18	9	62	185	147	24	.390	.812	72
1990	35	1,038	255	331	.319	62	5	25	478	.461	223	15	8	52	128	114	19	.389	.849	79
1991	34	986	253	309	.313	64	7	15	432	.438	209	15	12	80	190	120	27	.393	.831	79
1992	35	946	179	291	.308	63	9	9	399	.422	133	28	9	57	128	116	6	.374	.796	92
1993	33	893	236	279	.312	56	6	21	410	.459	185	12	17	39	162	143	16	.405	.864	59
1994	38	1,168	314	415	.355	81	10	24	588	.503	261	14	17	51	138	135	14	.418	.922	81
1995	41	1,171	290	385	.329	61	10	18	520	.444	225	28	14	78	132	132	19	.393	.837	74
1996	37	1,088	253	356	.327	52	13	18	488	.449	210	22	11	28	189	121	19	.393	.842	77
1997	40	1,175	315	414	.352	68	8	33	597	.508	264	15	15	67	181	114	11	.405	.913	83
1998	43	1,188	348	431	.363	82	9	37	642	.540	311		19	75	175	161	15	.439	.979	

Coach Kirby Smith Totals

22	744	21,048	5,421	6,941	.330	1,194	223	480	10,021	.476	4,502	437	192	1,173	3,143	2,912	305	.408	.884	1,496
----	-----	--------	-------	-------	------	-------	-----	-----	--------	------	-------	-----	-----	-------	-------	-------	-----	------	------	-------

1999	37	1,035	271	343	.331	61	5	30	504	.487	243	16	16	15	165	128	18	.403	.890	69
2000	35	1,007	254	331	.329	69	2	42	530	.526	233				158	159	11	.426	.952	
2001	36	985	263	323	.328	53	3	18	436	.443	224			16	182	162	20	.433	.875	
2002	31	909	154	255	.281	25	1	24	354	.389	137				195	132	14	.380	.770	106
2003	30	829	197	258	.311	44	3	14	350	.422	171	13	9	36	132	94	18	.384	.806	53
2004	38	1,035	251	331	.320	61	5	11	435	.420	214	23	16	51	128	114	46	.398	.818	69
2005	42	1,207	307	438	.363	88	10	28	630	.522	269	10	16	30	151	126	26	.426	.948	66
2006	35	976	180	282	.289	55	1	21	402	.412	162	13	12	31	208	121	12	.366	.778	65

BHS Single Season: Team Batting

Bold = Division Champion Team

= Historical Best

Year	G	AB	R	H	Avg	2B	3B	HR	TB	SLG	RBI	SAC	SF	SB	SO	BB	HB	OBA	OPS	E
2007	35	999	218	309	.309	57	3	18	426	.426	179				170	131	20	.400	.826	
2008	31	874	210	274	.314	43	4	21	388	.444	175	13	8	21	144	154	17	.417	.861	
2009	36	1,024	226	313	.306	45	2	28	446	.436	200	12	9	33	210	148	37	.405	.840	81
2010	35	973	177	284	.292	39	4	9	358	.368	151	16	15	40	197	112	17	.365	.732	77
2011	34	936	149	262	.280	56	5	7	349	.373	109	9	2	21	197	104	23	.362	.735	64
2012	33	918	151	286	.312	48	4	12	378	.412	135	10	3	19	146	84	22	.378	.790	62
Coach Jim Hawrysko Totals																				
14	488	13,707	3,008	4,289	.313	744	52	283	5,986	.437	2,602	135	106	313	2,383	1,769	301	.397	.834	712

2013	34	907	206	292	.322	48	4	13	387	.427	175	40	0	71	145	102	28	.407	.834	50
2014	37	1,035	232	337	.326	74	6	9	450	.435	191	22	10	70	151	139	30	.417	.852	49
2015	34	1,018	282	356	.350	52	10	28	512	.503	213	16	18	39	152	112	36	.426	.929	56
2016	36	1,005	267	341	.339	81	10	15	487	.485	222	12	18	51	136	104	46	.419	.903	54
2017	36	980	252	313	.319	45	6	12	406	.414	217	11	11	71	164	128	38	.414	.828	44
2018	33	899	234	274	.305	54	5	13	377	.419	197	13	8	73	171	148	39	.421	.841	71
2019	38	1,014	308	321	.317	65	2	20	450	.444	250	10	21	92	187	170	47	.430	.874	64
2020	<<< Season Cancelled due to COVID-19 Pandemic >>>																			
2021	26	719	226	251	.349	43	5	16	352	.490	180	8	7	50	112	91	34	.442	.931	39
2022	35	981	228	311	.317	62	3	16	427	.435	181	13	9	76	234	114	28	.400	.835	49

Coach Pat Wire Totals

10	309	8,558	2,235	2,796	.327	524	51	142	3,848	.450	1,826	145	102	593	1,452	1,108	326	.419	.869	476
-----------	------------	--------------	--------------	--------------	-------------	------------	-----------	------------	--------------	-------------	--------------	------------	------------	------------	--------------	--------------	------------	-------------	-------------	------------

BHS Single Season: Team Batting

Bold = Division Champion Team



= *Historical Best*

Year	G	AB	R	H	Avg	2B	3B	HR	TB	SLG	RBI	SAC	SF	SB	SO	BB	HB	OBA	OPS	E
------	---	----	---	---	-----	----	----	----	----	-----	-----	-----	----	----	----	----	----	-----	-----	---

Coaches Summary Page


Coach Don Bock Totals																				
2	46	718	103	198	.276	28	4	4	246	.343	81			34	109	61		.332	.675	52
Coach Joe Plaskas Totals																				
9	264	6461	1601	1935	.299	287	99	96	2708	.419	1283	180	0	542	1198	995	117	.393	.812	506
Coach Kirby Smith Totals																				
22	744	21048	5421	6941	.330	1194	223	480	10021	.476	4502	437	192	1173	3143	2912	305	.408	.884	1496
Coach Jim Hawrysko Totals																				
14	488	13707	3008	4289	.313	744	52	283	5986	.437	2602	135	106	313	2383	1769	301	.397	.834	712
Coach Pat Wire Totals																				
10	309	8558	2235	2796	.327	524	51	142	3848	.450	1826	145	102	593	1452	1108	326	.419	.869	476

LEGEND
 - = data no longer recorded
 " " = no information
 0 = zero

BHS Single Season: Team Pitching

Bold Champion Team

- = no data




= *Historical Best*

Year	G	W	L	T	S	CG	SH	IP	BFP	H	2B	3B	HR	R	ER	SO	BB	HB	WP	ERA	K%	BB%	WHIP	
1966	21	12	7		0	7	0	139.1	625	112				78	49	143	73	10	19	2.46	23%	12%	1.33	
1967	25	14	8																					
Coach Don Bock Totals																								
	46	26	15		0	7	0	139.1	625	112				78	49	143	73	10	19	2.46	23%	12%	1.33	
1968	24	10	14																					
1969	28	11	14		0	14	2	173	764	145				97	55	165	68	4	12	2.23	22%	9%	1.23	
1970	27	21	6		0	16	1	177	803	145				98	59	148	111	16	18	2.33	18%	14%	1.45	
1971	30	24	6		0	11	3	201	806	144				90	65	216	100	18	13	2.26	27%	12%	1.21	
1972	26	18	8		0	17	3	168	715	108				58	23	187	81	13	15	0.96	26%	11%	1.13	
1973	30	21	8		0	18	9	211	927	158				103	65	245	114	15	10	2.16	26%	12%	1.29	
1974	30	24	6		0	24	9	207.1	865	139				96	44	295	102	7	6	1.49	34%	12%	1.16	
1975	32	21	11		0	21	3	223.2	972	172				115	75	271	123	8	13	2.35	28%	13%	1.32	
1976	37	29	8		0	25	2	242.2	1,101	182				127	76	277	168	21	27	2.19	25%	15%	1.44	
Coach Joe Plaskas Totals																								
	9	264	179	81	0	146	32	1,603.2	6,953	1,193				784	462	1,804	867	102	114	2.02	26%	12%	1.28	
1977	32	21	10		2	0	0	206	908	180				127	93	227	150		21	3.16	25%	17%	1.60	
1978	29	26	3		6	17	2	195	853	146				106	66	160	108	13	32	2.37	19%	13%	1.30	
1979	27	16	10		6	7	0	177	813	141	16	1	5	110	83	133	136	7	12	3.28	16%	17%	1.56	
1980	32	25	7		4	23	4	223	858	166	35	4	3	93	72	196	113	10	9	2.26	23%	13%	1.25	
1981	28	14	13		1	13	0	187	825	151	23	2	4	136	76	189	104	9	13	2.84	23%	13%	1.36	
1982	25	15	10		9	3	1	166	758	146	28	6	14	134	83	176	119	7	33	3.50	23%	16%	1.60	
1983	30	23	7		8	13	3	202.2	911	145	17	5	9	113	73	232	129	3	33	2.52	25%	14%	1.35	

BHS Single Season: Team Pitching

Bold Champion Team

- = no data



= *Historical Best*

Year	G	W	L	T	S	CG	SH	IP	BFP	H	2B	3B	HR	R	ER	SO	BB	HB	WP	ERA	K%	BB%	WHIP
1984	29	18	10		2	12	2	200	919	165	22	2	24	137	99	213	124	10	31	3.47	23%	13%	1.45
1985	29	20	8		7	3	1	189	922	213	30	4	12	156	121	138	123	7	8	4.48	15%	13%	1.78
1986	38	33	5		5	20	2	253	1,114	215	41	5	21	151	105	258	130	15	24	2.91	23%	12%	1.36
1987	36	31	5		5	23	7	248	1,081	191	32	1	5	117	81	328	121	10	13	2.29	30%	11%	1.26
1988	38	28	8		3	15	2	249.2	1,235	248	44	3	7	198	134	292	192	16	64	3.76	24%	16%	1.76
1989	35	25	9		7	14	3	241	1,106	196	35	5	7	152	96	229	157	10	39	2.79	21%	14%	1.46
1990	35	23	12		3	12	5	238.2	1,120	232	36	3	7	166	105	217	130	18	41	3.08	19%	12%	1.52
1991	34	25	9		2	16	4	230.2	1,027	189	27	5	8	136	90	199	128	14	30	2.73	19%	12%	1.37
1992	35	23	11		7	12	2	234.2	1,056	220	34	4	4	139	85	190	84	18	20	2.54	18%	8%	1.30
1993	33	27	6		7	17	3	219.2	994	201	33	1	11	137	100	228	107	17	32	3.19	23%	11%	1.40
1994	38	27	11		5	12	1	262.1	1,234	268	39	4	18	193	138	219	152	19	44	3.68	18%	12%	1.60
1995	41	34	7		9	12	6	281.1	1,211	204	30	2	8	140	78	254	130	25	25	1.94	21%	11%	1.19
1996	37	23	14		9	8	2	262	1,180	224	35	2	15	164	108	247	124	17	32	2.89	21%	11%	1.33
1997	40	28	12		5	15	7	267	1,231	243	34	1	15	177	105	269	134	25	33	2.75	22%	11%	1.41
1998	43	34	9		1	21	6	276.2	1,216	252	40	2	10	132	94	279	111	14	20	2.38	23%	9%	1.31

Coach Kirby Smith Totals


22	744	539	196		113	288	63	5,010.1	22,572	4,336	631	62	207	####	2,085	4,873	####	284	609	2.91	22%	12%	1.43
----	-----	-----	-----	--	-----	-----	----	---------	--------	-------	-----	----	-----	------	-------	-------	------	-----	-----	------	-----	-----	------

1999	37	22	15		0	12	5	233.2	1,072	223			15	196	155	263	119	22	45	4.64	25%	11%	1.46
2000	35	18	17		4	10		238.2	1,181	255				237	169	249	140			4.96	21%	12%	1.66
2001	36	23	13		3	10		241	1,173	251				197	129	230	150	21	26	3.75	20%	13%	1.66
2002	31	9	22		4	9	0	217.2	1,090	238			15	214	133	207	141	19	26	4.28	19%	13%	1.74
2003	30	16	14		1	12	2	192.2	924	210			9	146	108	189	114	20	36	3.92	20%	12%	1.68
2004	38	27	11		1	19	6	251	1,092	204			11	128	91	258	98	20	23	2.54	24%	9%	1.20
2005	42	35	7		6	20	10	277	1,249	238			20	168	120	271	119	32	15	3.03	22%	10%	1.29

BHS Single Season: Team Pitching

Bold Champion Team

- = no data




= *Historical Best*

Year	G	W	L	T	S	CG	SH	IP	BFP	H	2B	3B	HR	R	ER	SO	BB	HB	WP	ERA	K%	BB%	WHIP
2006	35	17	18		3	13	3	235.1	1,079	237			10	159	115	229	129	22	27	3.42	21%	12%	1.56
2007	35	17	18		3			235.1	1,064	194	30	3	4	143	88	235	126	14		2.62	22%	12%	1.36
2008	31	18	13		3	5	0	218	1,004	220			10	179	124	231	125	13		3.98	23%	12%	1.58
2009	36	21	15		3	12	5	247.2	1,198	251			15	183	137	271	135	23	27	3.87	23%	11%	1.56
2010	35	20	15		6	11	7	244.1	1,102	214			7	147	98	260	139	8	26	2.81	24%	13%	1.44
2011	34	7	27		3	4	2	221.2	1,119	277			18	227	185	201	154	18	17	5.84	18%	14%	1.94
2012	33	18	15		3	13	3	223.1	1,019	223			9	153	131	201	89	31	32	4.11	20%	9%	1.40
Coach Jim Hawrysko Totals																							
14	488	268	220		43	150	43	3,277.1	15,366	3,235	30	3	143	####	1,783	3,295	####	263	300	3.81	21%	12%	1.53
2013	34	22	12		5	-	-	225.1	1,030	247	-	-	-	160	110	176	103	36	-	3.42	17%	10%	1.55
2014	37	26	11		8	-	-	253.1	1,131	203	-	-	8	135	103	217	140	23	32	2.85	19%	12%	1.35
2015	34	24	10		4	-	-	232.0	1,107	281	-	-	10	177	126	174	117	18	21	3.80	16%	11%	1.72
2016	36	27	9		3	-	-	235.2	1,039	187	-	-	7	124	79	236	113	36	51	2.35	23%	11%	1.27
2017	36	28	8		4	-	-	238.0	1,028	194	-	-	1	102	76	272	110	22	38	2.24	26%	11%	1.28
2018	33	23	8	2	11			220.0	1,028	219			2	143	91	192	88	35	30	2.90	19%	9%	1.40
2019	38	30	8		4	-	-	244.1	1,078	180	-	-	5	119	66	289	110	37	21	1.89	27%	10%	1.19
2020	<<< Season Cancelled due to COVID-19 Pandemic >>>																						
2021	26	21	5		6			162.0	722	139			5	77	54	198	69	19	20	2.33	27%	10%	1.28
2022	35	25	8	2	7			235.0	1,042	200			5	110	78	304	101	33	24	2.32	29%	10%	1.28
Coach Pat Wire Totals																							
10	309	226	79	4	52	-	-	2045.2	9205	1850	-	-	43	1147	783	2058	951	259	237	2.68	22%	10%	1.37

BHS Single Season: Team Pitching

Bold Champion Team

- = no data



= *Historical Best*

Year	G	W	L	T	S	CG	SH	IP	BFP	H	2B	3B	HR	R	ER	SO	BB	HB	WP	ERA	K%	BB%	WHIP
------	---	---	---	---	---	----	----	----	-----	---	----	----	----	---	----	----	----	----	----	-----	----	-----	------

Coaches Summary Page

Coach Don Bock Totals																							
2	46	26	15		0	7	0	139.1	625	112				78	49	143	73	10	19	2.46	23%	12%	1.33
Coach Joe Plaskas Totals																							
9	264	179	81		0	146	32	1,603.2	6,953	1,193				784	462	1,804	867	###	114	2.02	26%	12%	1.28
Coach Kirby Smith Totals																							
22	744	539	196		113	288	63	5,010.1	22,572	4,336	631	62	207	3,114	2,085	4,873	2,806	###	609	2.91	22%	12%	1.43
Coach Jim Hawrysko Totals																							
14	488	268	220		43	150	43	3,277.1	15,366	3,235	30	3	143	2,477	1,783	3,295	1,778	###	300	3.81	21%	12%	1.53
Coach Pat Wire Totals																							
10	309	226	79	4	52	-	-	2,045.2	9,205	1,850	-	-	43	1,147	783	2,058	951	###	237	2.68	22%	10%	1.37

LEGEND
 - = data no longer recorded
 " " = no information
 0 = zero

BHS Graduates Playing College/Professional Baseball (Listed Alphabetically)

Grad Yr	Name	College	Professional
1985	Abernethy, Tom	Dennison	
2018	Acosta, Tyler	State College of Florida / Purdue Univ	Drafted Arizona D-Backs 39th Rd
1979	Ahlgrim, Jon	Harrisberg JC	
2011	Alfonso, Ricky	Indiana University	
1996	Alley, Eric	Iowa University	
1988	Anderson, Dave	University of Minnesota	
1995	Anderson, Jon	University of Illinois	
1991	Armetta, Jason	Miami of Ohio	
2020	Armstrong, Sterling	Concordia University Wisconsin	
1971	Atamanian, Tom	South Alabama	
1985	Bauser, John	Evansville	
2011	Beath, Doug	Oakland University	
1986	Beaubien, Bob	Cornell (Iowa)/Northwestern	
1995	Bey, Billy	William & Mary	
2021	Bhogaraju, Sanjiv	Carleton College	
2007	Bieniek, Bob	St. Joseph's College	
1990	Birmingham, Matt	University of Iowa	
1990	Blue, Matt	Northwestern University	
1978	Bock, Brian	University of Illinois	
1981	Bogdanske, John	Augustana	
1991	Boka, Ben		Pittsburgh Pirates (A), Baltimore Orioles (A), NY Mets (A)
1971	Bond, Clayton	Northwestern University	
2001	Bongiovanni, Vince	University of Miami	Arizona D-Back, Toronto Bluejays (AA)
1976	Bottom, Steve	Valpariso	
1988	Bradley, Byron	Indiana University	Chicago Cubs (A)
1971	Bradley, Gary	Drake / Illinois State	
1987	Bradley, Mike	University of Iowa	
1987	Brauch, Marty	University of Iowa	
1995	Brauch, Robert	Illinois State University	
1996	Brawley, Mike	St. Mary's (MN)	
2010	Brignola, Anthony	John Logan C C	
2004	Broughton, Gabe	Middlebury University	
2002	Broughton, Nick	Oberlin College	
2003	Bucalo, Dustin	Butler University	
2010	Buchholz, Sean	John Logan C C/ Southern Mississippi	
1999	Butitta, Dom	Miami of Ohio	
2006	Chapman, Billy	Oakton CC / North Park	
2016	Chapman, Jacob	Illinois Wesleyan University	
2020	Christoffer, A.J.	Rock Valley College	
1988	Coll, Brian	Army	
2004	Combs, Marty	Wheaton College	
2008	Conroy, Tim	Butler University	
2001	Contreras, Mike	Oakton CC	
1994	Contreras, Oscar	Hutchingson JC / Emporia State (KS)	
2014	Covek, Jack	Concordia University Wisconsin	
2015	Covek, Nick	Concordia University Wisconsin	
1995	Culver, Trent	St. Mary's (MN)	
1985	Cummings, Chris	North Carolina	

BHS Graduates Playing College/Professional Baseball (Listed Alphabetically)

Grad Yr	Name	College	Professional
2017	Davis, Sean	Monmouth College	
2009	Day, John	Evansville	
2016	Day, Jimmy	University of Evansville	
2005	DiMonte, Tony	Bradley University	
2015	Dodge, Casey	University of Illinois	
1973	Donavan, Kevin	Cornell (Iowa)	
2020	Donlea, Brian	Morton College	
1993	Doty, Zack	McHenry JC	
2013	Dowdy, Eric	University of Illinois (Club)	
1970	Duhaime, Mike	Drake University	
1980	Dunn, Chuck	Georgia Tech	
1984	Eckl, Bob	University of Wisconsin	
2022	Eisenbarth, Logan	University of Wisconsin-Whitewater	
2019	Elliott, Clark	University of Michigan	
1993	Engle, Jeremy	Northwestern University	
2018	Ensign, Daniel	Gordon College	
1999	Ermilio, Rocky	Harper CC	
1984	Evanger, Jim	Midwest Missouri JC	
1986	Faith, Peter	University of Illinois	
1999	Favia, Frank	Northwestern University	
1996	Feit, Mike Jr.	Belleville JC	
1998	Flubacker, Kyle	Vanderbilt University	
2010	Foderaro, Derrick	Kishwaukee CC	
2002	Franzese, Jon	Miami of Ohio	
1995	Franzese, Nick	Northwestern University	
2020	Gazda, Nate	Oakton Community College	
1976	George, Leo	SMU	Chicago Cubs (A)
2004	Gibson, Nate	Harper CC	
1991	Glendinning, Brent	University of Iowa	
2010	Gockenback, Jim	Harper CC	
1981	Goebbert, Lloyd	Harper JC	
2017	Gosswein, Blake	Concordia University Wisconsin	
2017	Gosswein, Brooks	Butler University	
2008	Grabowski, Bryan	Rockford College	
1980	Hale Dan	New Mexico / Old Dominion	Boston Red Sox (A)
2007	Hall, Dain	Villanova University	
1990	Henderson, Craig	Parkland JC / Northeastern Illinois	
1971	Holke, Bill	Drake University	
2009	Holke, Chris	Harper CC/North Dakota University	
2020	Holler, Nate	Kennesaw State University	
1988	Huddlestun, Jason	Kenyon	
1979	Hugo, Bill	Williams College	
1992	Hurzeler, Jim	Loyola Marymount	
2008	Janezic, Steve	Judson University	
1999	Jarrard, Clisby	Hope College	
1994	Jensen, Patrick	University of Illinois	
2022	Jno-Baptiste, Evan	University of Wisconsin-Milwaukee	
1995	Johnson, Jermaine		Cubs (A)

BHS Graduates Playing College/Professional Baseball (Listed Alphabetically)

Grad Yr	Name	College	Professional
2015	Johnson, Luke	McKendree University	
2004	Judson, Tim	Hope College	
1980	Kelsch, Joe	Northwestern University	
2000	Kerns, Andrew	Amherst	
1978	Koch, Steve	Illinois State	
1972	Koenen, John	University of Kentucky	
2022	Kohanzo, Jake	Northern Illinois University	
2017	Kozlowski, Eric	Illinois Wesleyan University	
1990	Kraus, Matt	University of Iowa	
2002	Krull, Ken	College Of Dupage/ Rockford University	
1991	Kruse, John	Harper CC	
1981	Larsen, Paul	Northern Illinois	
1999	Leng, Carl	Augustana College	
2014	Lenz, Jack	Washington & Lee University	
1981	Lerum, Dean	Harper CC	
1986	Levin, Mark	Purdue University	
2013	Lidge, Ryan	Notre Dame University	NY Yankees (A)
2002	Lindberg, Chris	Illinois Wesleyan University	
2014	Lombardi, Anthony	Concordia University Wisconsin	
1979	Lombardo, John	Ripon	
2017	Loutos, Ryan	Washington University	St. Louis Cardinals (AAA)
1972	Lyman, Greg	Oregon	
1998	Mack, Robert		Independent League
1970	Mackey, Robert	Southern Illinois University	
2005	Maropis, Derek	Truman State	
2005	Marshall, Eric	Texas Christian University	
2005	McBee, Kevin	Harper CC	
2010	McDonnell, Robby	University of Illinois	LA Dodgers (R)
2004	McGuire, Mike	Carthage University	
1996	McNichols, Sean	Viterbo / University Illinois (Chicago)	
1988	Mensik, Tony	Indiana University	
2013	Mesa, Romaus	Harper CC	
2018	Meyer, Jake	Roosevelt University	
2016	Michaels, Tristan	College of Lake County	
1999	Mickey, David	University of Illinois	
2018	Mitchell, David	Rock Valley College	
1989	Minchk, Kevin	University of Iowa	
1977	Mogle, Tom	Yale	
1989	Morgan, Doug	Luther College	
2013	Nelson, Scott	Washington University	
2020	Nery, Adrian	Morton College	
1986	Noreen, Keith	University of Iowa	Atlanta Braves (A)
2020	Nowicki, R.J.	Northern Illinois University	
2004	O'Connell, Drew	John Logan CC	
2004	O'Hara, Joe	Amherst College	
2004	Over, Matt	Truman State	
1982	Oviatt, John	Ohio University / DePauw	
1981	Owen, Chip	Northwestern University	

BHS Graduates Playing College/Professional Baseball (Listed Alphabetically)

Grad Yr	Name	College	Professional
2016	Palomo, Levi	Augustana College	
2001	Payton, Grant	Illinois Valley CC	
2020	Pecora, Johnny	Univ. of Wisconsin Eau Claire	
2015	Petersen, Jake	College of Lake County	
2020	Petersen, Rayth	Morton College	
1978	Petersen, Steve	Lake County / South Alabama	
1980	Pfieffer, Dan	Evansville	
2015	Pfieffer, Mitch	Illinois Wesleyan University	
1988	Plaskas, Brett	Dartmouth	
2000	Pohlman, Dan	Northwestern University	Arizona Diamondbacks (A)
2013	Poidomani, Macray	Northwestern University (Club)	
1992	Pollack, Brian	Oakton CC	
1992	Post, Mark	University of Virginia	
1978	Proksa, Bill	Lake County / South Alabama	
2022	Rasmussen, Mason	Rose Hulman	
1994	Rasmussen, Steve	University of Iowa	
2010	Rathman, Paul	Harper CC	
1989	Raymond, Joe	Colgate	
2019	Reaume, Andreas	Judson University	
1971	Reed, Glenn	Dartmouth	
2015	Reith, Owen	Carthage College	
1996	Rengel, Nick	Army	
1975	Rife, Tim	Murray State	
1999	Rische, Christian	Augustana	
2007	Rische, Clay	Johns Hopkins University	
2015	Rochwick, Austin	Oakton CC	
1971	Roesslein, Mike	South Alabama	
2004	Salzenstein, Collin	Xavier University	
1990	Sander, Matt	University of Illinois	Yuma, Evansville
2005	Sandoval, Javier	McHenry CC	
1990	Savacool, Scott	Washington University	
1995	Saveley, Ken	Illinois Wesleyan	
1998	Sayre, Jess	Austin Peay	
1993	Schmalz, Darin	Notre Dame	LA Dodgers (A)
1989	Schubbe, Chris	University of Iowa	
1981	Schuerg, Chris	Iowa State University	
1990	Schumaker, Jason	University of Illinois	
1994	Schumaker, Ryan	Indiana University	
1978	Seaton, Joe	Duke University	
2015	Shechtman, Chad	Depauw University	
1976	Shellenback, Carl	Northwestern University	
1978	Shellenback, Eric	SMU / Northwestern University	
1975	Shellenback, Frank	Missouri / Wisconsin	
1983	Shotkoski, Dave	Waubansie CC /Kishwaukee Col.	A's (AAA), Angels (AA)
1975	Simond, Bob	Southern Illinois	NYM (AA), Seattle (AA)
1980	Skoczylas, Jeff	Evansville	
1978	Skogh, Bill	Harrisberg JC	
1977	Skorupa, Elliott	Eastern Illinois	Montreal Expos (A)

BHS Graduates Playing College/Professional Baseball (Listed Alphabetically)

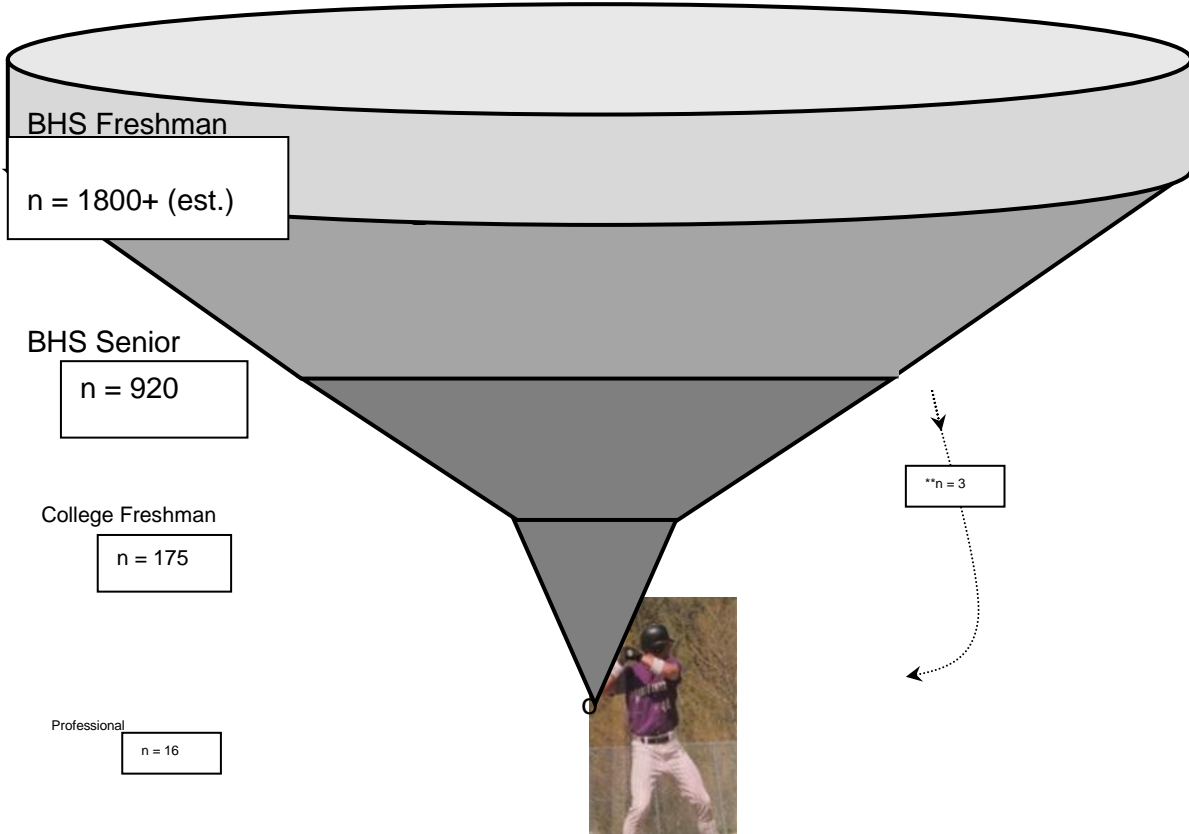
Grad Yr	Name	College	Professional
1982	Skorupa, Paul	Eastern Illinois	
1989	Slagle, Eric	University of Minnesota	
1996	Smith, David	Lake Forest College	
1988	Sobocienski, Adam	University of Minnesota	
1988	Sokulski, Doug	Purdue University	
2015	Stopka, Andrew	North Central College	
2016	Swanson, Blake	Rollins College	
1984	Swenson, Scott	Harper JC	
1978	Tasch, Chuck	Notre Dame	
1999	Therault, Scott	Truman State	
1989	Thompson, Chris	Morningside	
1980	Tichy, Paul	Northwestern University	Milwaukee Brewers (A)
1992	Tinkham, Brad	University of Michigan	
1984	Trautwein, Dave	North Carolina	NY Mets (AA), 40 man roster
1980	Trautwein, John	Northwestern University	Boston Red Sox
2014	Trautwein, Wyatt	Bradley / College Of Dupage / UIC	
1981	Trenning, Jeff	Vanderbilt	
2017	Trojan, Tyler	Dominican University	
1985	Tronolone, Carmine	Evansville / South Utah	
2010	Tureck, Tyler	Harper CC	
2009	Unak, Tom	Illinois Wesleyan University	
2021	Vojack, Matthew	Oakton Community College	
2012	Waliczek, Frank	Heartland CC / University of San Francisco	
1987	Wambach, James	W. Kentucky / Triton JC	Independent League, CWS (A)
2011	Ward, Taylor	Butler University	
1992	Williams, Lee	Elgin CC / Harper CC	
1987	Wilson, Dan	University of Minnesota	Cincinnati Reds, Seattle Mariners
2017	Yorton, Will	Tufts University	
2018	Zavoli, Michael	Concordia University Chicago	

BHS Graduates Playing College/Professional Baseball (Listed Alphabetically)

Grad Yr	Name	College	Professional
---------	------	---------	--------------

The Funnel

Many hopefuls enter the funnel, only a select few leave...



From Altenberg to Zyzda

A BHS freshman entering the Baseball Program, historically
Has a 1-in-10 chance* (9.7%) of signing with a College team,
And a 1-in-100 chance* (0.89%) of getting to the Pro's.


Bob Simond ('75) lead the way to the Pro's,
ending recently with Bongiovanni and Pohlman.
Show us the way Dan!

*Notes: cumulative data from 1966-2015, drawing is to scale...
**Only 3 players have bypassed college, strait to the pro's:
Boka('91), Johnson('95), and Mack('98)
(Past performance is not indicative of future results.)

BHS Graduates Playing College/Professional Baseball (Listed Alphabetically)

<i>Grad Yr</i>	<i>Name</i>	<i>College</i>	<i>Professional</i>
----------------	-------------	----------------	---------------------

2021 BHS Graduates



Sanjiv Bhogaraju #30
Carleton College
Northfield, MN



Matthew Vojack #44
Oakton Community College
Des Plaines, IL

Class of 2021 Commits

Ryan Jenkins *Morton College*

Class of 2022 Commits

Logan Eisenbarth *University of Wisconsin - Whitewater*
Evan Jno-Baptiste *University of Wisconsin - Milwaukee*
Jake Kohanzo *Northern Illinois University*
Mason Rasmussen *Rose Hulman*

This page is intentionally blank

Barrington Baseball All-Conference Selections

1958

Bill Thorpe
Dick Hendel
Paul Lahti
Terry Vickers

1959

Larry Moore
Leigh Kinnamon

1960

Tom Douglas
Larry Moore
Leigh Kinnamon

1961

Tom Douglas
Dan Lahti
Dave Fink

1962

Kim Wood

1963

Vic Dahir

1964

Dave Evans
Lynn Laureys
Jim Condill

1965

Len Nelson

1966

Bob Smith
Mike Wall
Don Schumaker

1967

Ted Welch
Vince Talpo

1968

Vince Talpo
Brian Clay

1969

Dave Olsen
Dave Glantz
Clisby Jarrard

1970

Clisby Jarrard
Mike Roesslein
Steve Clawson
Bill Holke
Jonas Mata

1971

Clayton Bond
Mike Roesslein
Gary Bradley
Glenn Reed
Scott Rusch
Bob Harrell

1972

John Koenen
Steve Perry
Bill Jarrett
Mike Schwartzberg

1973

Paul Burke
Mike Feit
Eric Bock
Brad Lutz

1974

Frank Shellenback
Rob Simond
Tim Rife
Eric Bock

1975

Frank Shellenback
Rob Simond
Mike Prokta
Leo George

1976

Leo George
John Feit
Steve Koch

1977

Steve Koch
Tom Mogle

1978

Eric Shellenback
Brian Bock
Church Tasch
Kevin Noreen
Joe Seaton
Bob Mencice

1979

Tom Talashek
Ken Noreen

1980

Paul Tichy
Joe Kelsch
Chuck Dunn
John Trautwein
Chip Owen

1981

Chip Owen
Jeff Trenning

1982

Tom Boyd
Joe Yaney

1983

Dave Shotkoski
Matt Wilson
Derek Hopkins
Tom Skaggs
Chris Cummings

1984

Tyler Barth
Steve Tillis

1985

Tim McGregor
John Bauser
Chris Cummings
Keith Noreen

1986

Dan Wilson
Mike Bradley
Keith Noreen*
Chris Cummings
Peter Faith

***State MVP**

Barrington Baseball All-Conference Selections

1987

Dan Wilson
Mike Bradley
James Wambach
Dave Anderson
Adam Sobocienski
Tony Mensic

1988

Dave Anderson
Brian Coll
Brian Bradley
Tony Mensic
Adam Sobocienski

1989

Jason Schumaker
Chris Schubbe
Kevin Minchk
Eric Slagle

1990

Jason Schumaker
Matt Kraus
Matt Birmingham

1991

Jason Armetta
Ben Boka
Mark Post
Brent Glandinning
Darin Schmalz

1992

Darin Schmalz
Jeremy Engle
Brian Pollack
Ryan Radosh

1993

Darin Schmalz
Jeremy Engle
Will Welch
Pat Jensen
Ryan Schumaker

1994

Oscar Contreras
Ryan Archibald
Ken Saveley
Patrick Jensen
Ryan Schumaker

1995

Nick Franzese
Rob Brauch
Jon Anderson
Jermaine Johnson
Eric Alley

1996

Eric Alley
John Austin
Mike Brawley
Sean McNichols
Nick Rengel

1997

George Allendorf
John Austin
Kyle Flubacker
Dimas Moreno
Jess Sayer
Tim Tommaso

1998

John Austin
Frank Favia
Kyle Flubacker
Dan Pohlman
Jason Mergott
Jess Sayer

1999

Rocky Emerilio

2000

Vince Bongiovanni
Tony Capinegro
Dan Pohlman

2001

Vince Bongiovanni
Chris Lindberg
Grant Payton

2002

Jon Franzese

2003

Dustin Bucalo
Collin Salzenstein

2004

Drew O'Connell
Matt Over
Derek Maropis
Eric Marshall
Collin Salzenstein

2005

Billy Chapman
Adam Coons
Tony DiMonte
Dain Hall
Derek Maropis
Eric Marshall

2006

Adam Coons
Dain Hall

2007

Dain Hall
Ryan Nolan
Jack Golek

2008

Tim Conroy
Jack Golek

2009

Anthony Brignola
Johnny Day
Christopher Holke
Robert McDonnell

2010

Jim Cook
Jack Sheffler

2011

Ricky Alfonso

2012

Aaron Foley
Ryan Lidge
Macray Poidomani
Frank Waliczek

Barrington Baseball All-Conference Selections

2013

Dylan Lidge
 Ryan Lidge*,**
 Scott Nelson
 Mitch Pfeiffer
 Wyatt Trautwein
***MSL-West, Player of the Year**
****All State**

2018

Tyler Acosta (Sr.)*
 Clark Elliott (Jr.)*
 Johnny Gagne (Sr.)*
 David Mitchell (Sr.)*
 Michael Zavoli (Sr.)*, **
***MSL-West, Player of the Year**
****All-Northwest Area Team**

2014

Jake Coon (Jr.)
 Anthony Delaurentis (Jr.)
 Mitch Pfeiffer (Jr.)
 Jake Petersen (Jr.)
 Wyatt Trautwein (Sr.)

2019

A.J. Christoffer (Jr.) **
 Clark Elliott (Sr.) **
 Nate Holler (Jr.) ** ***
 R.J. Nowicki (Jr.) * ** ***
 Rayth Petersen (So.)
 John Seagrist (Sr.) **
***MSL Pitcher of the Year**
****All-Northwest Area Team**
*****All State**

2015

Jake Coon (Sr.)
 Jimmy Day (Jr.)
 Anthony Delaurentis* (Sr.)
 Casey Dodge (Sr.)
 Luke Johnson (Sr.)
 Mitch Pfeiffer (Sr.)
 Jake Petersen (Sr.)
 Jake Zyzda (Sr.)
***MSL-West, Player of the Year**

2020

No Season

2021

Logan Eisenbarth (Jr.)*
 Ryan Jenkins (Sr.)
 Jake Kohanzo (Jr.)
 Nick Lacson (So.)
 Mason Rasmussen (Jr.)
 Matt Vojack (Sr.)**
***MSL-West Player of the Year**
****Pioneer Press All-Area 2nd Team**

2016

Zach Balogh (Sr.)
 Brooks Gosswein (Jr.)*
 Tristan Michaels (Sr.)
 Colin Starvel (Sr.)
 Jake Zyzka (Sr.)
***MSL-West, Player of the Year**

2022

Logan Eisenbarth (Sr)**
 Danny Hoffman (Sr.)
 Evan Jno-Baptiste (Sr.)
 Jake Kohanzo (Sr)* **
 Mason Rasmussen (Sr.)
 J.D. Swarbrick (Sr)**
***MSL-West Player of the Year**
****Cook County All-Area Team**

2017

Blake Gosswein (Sr.)
 Brooks Gosswein (Sr.)
 Jeff Korus (Sr.)
 Eric Kozlowski (Sr.)
 Ryan Loutos (Sr.)*, **
 Tyler Trojan (Sr.)
 Will Yorton (Sr.)*
***MSL-West, Co-Player of the Year**
****All State**

Barrington Baseball All-Conference Selections

Barrington High School Awards

Year	Coach Kirby Smith Team MVP	Most Valuable			Most Valuable Defensive Player	Most Valuable Pitcher	Most Improved Player	Dylan Balogh Teammate of the Year
		Offensive Player	Offensive Player	Offensive Player				
2013	Ryan Lidge	Mitch Pfeiffer	Joey Sciacotta	Wyatt Trautwein	Dylan Lidge	Nick Caminiti		
	Jake Petersen	Mitch Pfeiffer Jake Coon	Joey Sciacotta	Scott Nelson	Cole Weber	Dylan Balogh	Nick Caminiti	
2014	Anthony Delaurentis	Casey Dodge Jake Petersen	Jake Coon Luke Johnson	Anthony Delaurentis	Owen Reith	Chad Schechtman	Chad Schechtman	
	Colin Starvel	Tristin Michaels	Mitch Pfeiffer	Anthony Delaurentis				
2015	Ryan Loutos	Will Yorton	Zach Balogh	Brooks Gosswein	Tristin Michaels	Jimmy Day	Levi Palomo	
	Michael Zavoli	Clark Elliott	Eric Kozlowski	Ryan Loutos	Tyler Trojan	Max Baer		
2016	Clark Elliott	Rayth Petersen	Tyler Acosta	R.J. Nowicki	Blake Gosswein	Nick Bogaerts		
	Logan Eisenbarth	Ryan Jenkins	Nate Gazda	Jackson Medina	Jake Horcher			
2017	Jake Kohanzo	J.D. Swarbrick	Will Koehler	Nate Holler	Johnny Podlesnik	John Seagrist		
			Evan Jno-Baptiste Mason Rasmussen	R.J. Nowicki	Seth Oberholzer Matt Maurer	Ryan Koehler		
2018			Mason Rasmussen	Matt Vojack	Jackson Kanak Avery Zakson	Kurt Schnaubelt		
				Logan Eisenbarth				

Barrington Baseball All-Conference Selections

Dylan Balogh Teammate of the Year Award



Dylan Balogh, 1995-2017

Being a great teammate is more than being a great baseball player and winning games. The Dylan Balogh Teammate of the Year award honors those who exemplify effort, teamwork, compassion and leadership, on and off the field. Here is what this prestigious award means, in the words of Dylan Balogh's younger brother and fellow BHS baseball teammate, Zack:

"We are incredibly honored as a family that Dylan's teammates and coaches wanted to name this award in his honor. We lost Dylan way too abruptly to a horrible disease called depression. Dylan was a fighter, a leader, a motivator and one of the hardest workers I knew and the person with the biggest heart of all time. The "Teammate of the Year" award that he received back in 2013 was the perfect depiction of who he was on the field and also all throughout his life.

Ever since I began playing sports I always appreciated how supportive Dylan was of me. I had always thought that this was normal for an older brother to treat his younger brother like this, but what I didn't know was that Dylan treated EVERYONE

like this. This had finally hit me when I was a freshman and he a senior. What I learned about my brother was that the word "I" didn't exist. It was always "we". It seemed like the success of others and the team as a whole was always more important to him than his individual success. He was humble. He was kind. And when it was his time to get and take credit for himself, he would rarely accept it. He was always a mentor; the person who was looking for the underdog or those who were shy and quiet to help guide them to success.

It was that smile, that kindness, that drive that endeared him to his teammates and coaches alike. He was always the most enthusiastic player on the field – never quitting, always cheering, always intense and surging forward. His spirit for competition was immense. His work ethic was incredible. He did what was needed to get the job done. He was the biggest vocal support for everyone on the team. He didn't care if you were on Varsity or on a lower level team, he made everyone feel good to be around him. People always remember the day they met Dylan and how he made them feel.

His goal - always - whether in class or on the baseball field was to make everyone feel a part of the game or the situation. His ultimate goal was the success of the group. I can vividly remember Dylan leading chants I could hear from the bleachers and seeing him being the first one out of the dugout to give his teammates a high-five for a great hit. I was never prouder then to watch those BHS Varsity games and see my big brother taking the lead on the field and encouraging each teammate. He was the loudest player out there. He had the biggest heart and was the soul of the Barrington Broncos, letting his personality and leadership shine on the field.

As he was a defining Teammate of the Year on the field for BHS Baseball in 2013, Dylan took these attributes and applied them to each facet of his life. In addition to being a wonderful teammate and competitor, my parents were always told how polite, coachable and well-mannered Dylan was. Along with his wonderful disposition in sports, he was also well respected as a friend, student and classmate. He cared about the feelings of others and would help anyone succeed who asked. Most importantly, he empathized with others who were struggling.

The intent of the Dylan Balogh Teammate of the Year Award is to acknowledge players who possess the same qualities of my brother and to encourage all players to strive to possess these qualities that benefit Bronco team chemistry and motivation, ultimately leading to team success."

Competitiveness. Leadership. Teamwork. Compassion. Love. Family. Barrington Baseball has produced many great ballplayers and historic teams, epic victories and wonderful memories for those who play and watch. But great teammates are forever. Thank you, Dylan Balogh. As for your legacy: It Starts Here...

This page is intentionally blank

BHS Single Season: Individual Batting Records

Total Games Played (Single Season)

YR	NAME	GAMES
1998	Flubacker, Kyle	43
1998	Mergott, Jason	43
2005	Hall, Dain	42
2005	Maropis, Derek	42
2005	Marshall, Eric	42
2005	Coons, Adam	41
2005	Creswell, Jeff	41
2005	DiMonte, Tony	41
2005	Schell, Teddy	41
1995	Anderson, Jon	41
1995	Dato, David	41
1995	Franzese, Nick	41
1998	Favia, Frank	40
1998	Pohlman, Dan	40
1997	Moreno, Dimas	40
1997	Oliva, Matt	40
1995	Saveley, Ken	40
1998	Austin, John	39
1998	Mercer, Matt	39
1997	Austin, John	39
1997	Flubacker, Kyle	39
1997	Sayre, Jess	39

Most At-Bats (Single Season)

YR	NAME	AB
2005	Hall, Dain	141
1995	Anderson, Jon	140
2005	Marshall, Eric	137
1997	Moreno, Dimas	137
2004	Salzenstein, Collin	137
1998	Mergott, Jason	136
1998	Flubacker, Kyle	134
2005	Maropis, Derek	134
2005	DiMonte, Tony	131
1994	Saveley, Ken	130
1988	Plaskas, Brett	130
2005	Schell, Teddy	129
1995	Franzese, Nick	129
1986	Levin, Mark	129
1995	Saveley, Ken	128
1997	Flubacker, Kyle	128
2016	Michaels, Tristan	126
1988	Mensik, Tony	125
1976	Koch, Steve	124
2014	Pfeiffer, Mitch	124
1997	Oliva, Matt	123
2014	Petersen, Jake	123
2007	Zeisloft, Russ	123

Most Runs Scored (Single Season)

YR	NAME	R
1986	Levin, Mark	60
1997	Flubacker, Kyle	51
1987	Bradley, Mike	51
2019	Elliott, Clark	50
1998	Flubacker, Kyle	50
2000	Pohlman, Dan	49
1986	Noreen, Keith	49
1986	Bradley, Mike	47
2005	Hall, Dain	46
1988	Mensik, Tony	44
1990	Schumaker, Jason	44
1999	Favia, Frank	43
1986	Wilson, Dan	43
1994	Saveley, Ken	42
1974	Rife, Tim	42
1999	Pohlman, Dan	42
1995	Bey, Billy	41
2001	Bongiovanni, Vince	41
2019	Petersen, Rayth	41
1998	Sayre, Jess	41
1976	Shellenback, Carl	41
1995	Anderson, Jon	40
2016	Day, Jimmy	40
2005	DiMonte, Tony	40
1988	Plaskas, Brett	40
2000	Capinegro, Anthony	40
1994	Smith, Todd	40
2015	Pfeiffer, Mitch	40
2018	Acosta, Tyler	39
2018	Elliott, Clark	39

BHS Single Season: Individual Batting Records

**Highest Batting Average (Single Season)
(Minimum 45 AB)**

YR	NAME	AVG
2000	Pohlman, Dan	.510
1977	Mogle, Tom	.500
1971	Roesslein, Mike	.495
2007	Hall, Dain	.495
1986	Wilson, Dan	.491
1998	Austin, John	.477
1971	Bradley, Gary	.476
2015	Dodge, Casey	.473
1987	Bradley, Mike	.472
1983	Hopkins, Derek	.465
1970	Jarrard, Clisby	.457
1988	Mensik, Tony	.456
2003	Bucalo, Dustin	.454
1986	Noreen, Keith	.451
1994	Contreras, Oscar	.448
1978	Bock, Brian	.447
1982	Jones, Kevin	.446
2016	Michaels, Tristan	.444
1998	Sayre, Jess	.444
1977	Bock, Brian	.443
1986	Levin, Mark	.442
1983	Skaggs, Tim	.442
1985	Noreen, Keith	.440
1987	Wilson, Dan	.439
1991	Boka, Ben	.439
1999	Pohlman, Dan	.434
1988	Coll, Brian	.434
1983	Wilson, Matt	.433
1996	Rengel, Nick	.432
2005	Marshall, Eric	.431
2009	Brignola, Anthony	.430
1982	Yaney, Joe	.427
2017	Yorton, Will	.427
1988	Sobocienski, Adam	.425
1996	Brawley, Mike	.425
2000	Contreras, Mike	.423
2002	Franzese, Jon	.422
1992	Schmalz, Darin	.421
1974	Shellenback, Frank	.421
2005	DiMonte, Tony	.420
1997	Sayre, Jess	.420
1995	Franzese, Nick	.419
1976	George, Leo	.419
2022	Kohanzo, Jake	.419
1975	Shellenback, Frank	.418
1986	Bradley, Mike	.416
1998	Pohlman, Dan	.412
1993	Schmalz, Darin	.411
2018	Zavoli, Michael	.409

Most Hits (Single Season)

YR	NAME	H
2005	Marshall, Eric	59
1986	Levin, Mark	57
1988	Mensik, Tony	57
1995	Anderson, Jon	56
2005	Hall, Dain	56
2016	Michaels, Tristan	56
2005	DiMonte, Tony	55
1995	Franzese, Nick	54
2004	Salzenstein, Collin	54
2015	Dodge, Casey	53
2000	Pohlman, Dan	53
1986	Wilson, Dan	53
2009	Brignola, Anthony	52
1994	Contreras, Oscar	52
1997	Moreno, Dimas	52
1998	Austin, John	51
1987	Bradley, Mike	51
1987	Wilson, Dan	50
1998	Pohlman, Dan	49
1971	Roesslein, Mike	49
1995	Saveley, Ken	49
1999	Favia, Frank	48
1997	Flubacker, Kyle	48
2007	Hall, Dain	48
1996	Rengel, Nick	48
1998	Sayre, Jess	48
1988	Sobocienski, Adam	48
1991	Boka, Ben	47
1986	Bradley, Mike	47
2005	Coons, Adam	47
2006	Hall, Dain	47
1998	Mergott, Jason	47
2014	Petersen, Jake	47
2014	Pfeiffer, Mitch	47
1994	Saveley, Ken	47
1997	Sayre, Jess	47
1997	Austin, John	46
2014	Coon, Jake	46
2004	Marshall, Eric	46
1986	Noreen, Keith	46
1996	Brawley, Mike	45
2016	Dehnert, Patrick	45
2001	Lawrence, Scott	45
2013	Pfeiffer, Mitch	45
2005	Schell, Teddy	45
1997	Tommaso, Tim	45

BHS Single Season: Individual Batting Records

Most Doubles (Single Season)

YR	NAME	2B
2011	Alfonso, Ricky	16
1988	Mensik, Tony	16
2014	Coon, Jake	15
2005	Coons, Adam	15
2016	Michaels, Tristan	15
1987	Wilson, Dan	15
1991	Boka, Ben	14
2016	Dehnert, Patrick	14
1995	Franzese, Nick	14
1976	George, Leo	14
1997	Oliva, Matt	14
1992	Radosh, Ryan	14
2006	Coons, Adam	13
1994	Franzese, Nick	13
2014	Petersen, Jake	13
1976	Koch, Steve	13
2003	Bucalo, Dustin	12
2019	Christoffer, A.J.	12
2008	Conroy, Tim	12
1984	Cummings, Chris	12
2005	DiMonte, Tony	12
1998	Flubacker, Kyle	12
2007	Golek, Jack	12
1983	Hopkins, Derek	12
2005	Marshall, Eric	12
2004	Marshall, Eric	12
1992	Pollack, Brian	12
1996	Rengel, Nick	12
1990	Saveley, Chad	12
1993	Schmalz, Darin	12
1994	Schumaker, Ryan	12
1974	Shellenback, Frank	12
1987	Bradley, Mike	11
1994	Contreras, Oscar	11
2015	Johnson, Luke	11
1977	Koch, Steve	11
2005	Maropis, Derek	11
2018	Mitchell, David	11
1998	Sayre, Jess	11
2005	Schell, Teddy	11
1987	Sobocienski, Adam	11
2022	Swarbrick, J.D.	11
1986	Wilson, Dan	11
2014	Yorton, Shane	11
2022	Kohanzo, Jake	10
2017	Yorton, Will	10
2018	Zavoli, Michael	10

Most Triples (Single Season)

YR	NAME	3B
1986	Levin, Mark	6
1971	Roesslein, Mike	6
1987	Mensik, Tony	5
1971	Bradley, Gary	4
2015	Day, Jimmy	4
1980	Dunn, Chuck	4
1980	Kelsch, Joe	4
1998	Mercer, Matt	4
1980	Millay, Tim	4
1974	Shellenback, Frank	4
1979	Skoczylas, Jeff	4
1974	Adams, Steve	3
1975	Bock, John	3
1996	Bolich, Steve	3
1986	Bradley, Mike	3
1973	Cole, Bob	3
1984	Cummings, Chris	3
2005	DiMonte, Tony	3
1997	Flubacker, Kyle	3
1978	Gilleland, Scott	3
2005	Hall, Dain	3
1971	Holke, Bill	3
1976	Koch, Steve	3
1973	Lutz, Brad	3
2004	Maropis, Derek	3
1976	Mogle, Tom	3
1972	Moldermaker, Jim	3
1980	Owen, Chip	3
2013	Pfeiffer, Mitch	3
1991	Pollack, Brian	3
1973	Rife, Tim	3
1978	Shellenback, Eric	3
1977	Shellenback, Eric	3
1984	Tronolone, Carmine	3
1987	Wilson, Dan	3
1986	Wilson, Dan	3
1983	Wilson, Matt	3

BHS Single Season: Individual Batting Records

Most Home Runs (Single Season)

YR	NAME	HR
2002	Franzese, Jon	18
1997	Austin, John	15
2000	Pohlman, Dan	14
1998	Austin, John	12
1986	Noreen, Keith	12
1990	Schumaker, Jason	12
2001	Bongiovanni, Vince	11
2000	Bongiovanni, Vince	11
1986	Bradley, Mike	11
1999	Pohlman, Dan	11
1994	Contreras, Oscar	10
1976	Koch, Steve	10
1986	Levin, Mark	10
1998	Pohlman, Dan	10
1991	Boka, Ben	9
1986	Faith, Peter	9
1985	Noreen, Keith	9
1988	Sobocienski, Adam	9
1987	Wilson, Dan	9
1987	Bradley, Mike	8
2009	Brignola, Anthony	8
2013	Lidge, Ryan	8
2015	Delaurentis, Anthony	7
2021	Eisenabarth, Logan	7
1976	George, Leo	7
2007	Hall, Dain	7
2008	Handler, Gus	7
2009	Handler, Gus	7
1989	Schumaker, Jason	7
1986	Wambach, James	7
1986	Wilson, Dan	7
1983	Barth, Tyler	6
2005	DiMonte, Tony	6
1999	Favia, Frank	6
1975	George, Leo	6
2005	Hall, Dain	6
1990	Kraus, Matt	6
1993	Schumaker, Ryan	6
1974	Shellenback, Frank	6

Most RBI's (Single Season)

YR	NAME	RBI
1997	Austin, John	54
1999	Pohlman, Dan	53
2000	Pohlman, Dan	51
2005	DiMonte, Tony	50
2002	Franzese, Jon	50
1987	Wilson, Dan	50
2001	Bongiovanni, Vince	46
1976	Koch, Steve	46
1998	Sayre, Jess	46
1991	Boka, Ben	45
2019	Seagrist, John	45
1986	Wilson, Dan	45
1994	Contreras, Oscar	44
1986	Levin, Mark	44
1998	Pohlman, Dan	44
1997	Moreno, Dimas	43
1971	Roesslein, Mike	43
1995	Franzese, Nick	42
1988	Sobocienski, Adam	42
1998	Austin, John	41
2000	Bongiovanni, Vince	41
2004	Marshall, Eric	40
1990	Schumaker, Jason	40
1974	Shellenback, Frank	40
1986	Bradley, Mike	39
2019	Elliott, Clark	39
1999	Favia, Frank	39
1990	Saveley, Chad	39
2013	Lidge, Ryan	38
1986	Faith, Peter	37
1986	Noreen, Keith	37
1976	George, Leo	36
2005	Hall, Dain	36
2005	Schell, Teddy	36
1988	Coll, Brian	35
2003	Gibson, Nate	35
1987	Wambach, James	35
2015	Coon, Jake	34
1987	Bradley, Mike	33
2019	Christoffer, A.J.	33
2000	Contreras, Mike	33
1990	Kraus, Matt	33
2005	Marshall, Eric	33
2003	O'Hara, Joe	33
1975	Shellenback, Frank	33
2016	Swanson, Blake	33

BHS Single Season: Individual Batting Records

Most Total Bases (Single Season)

YR	NAME	TB
2000	Pohlman, Dan	107
1986	Levin, Mark	105
1987	Wilson, Dan	98
1997	Austin, John	97
1994	Contreras, Oscar	97
1998	Austin, John	96
1986	Bradley, Mike	93
2002	Franzese, Jon	93
1986	Noreen, Keith	93
1976	Koch, Steve	92
2005	DiMonte, Tony	91
1986	Wilson, Dan	91
1991	Boka, Ben	90
1999	Pohlman, Dan	89
1998	Pohlman, Dan	89
1988	Sobocienski, Adam	89
1987	Bradley, Mike	88
2009	Brignola, Anthony	87
1995	Franzese, Nick	87
2005	Hall, Dain	86
2016	Michaels, Tristan	84
2005	Marshall, Eric	83
2001	Bongiovanni, Vince	80
1988	Mensik, Tony	80
1976	George, Leo	79
1999	Favia, Frank	78
1997	Flubacker, Kyle	78
2007	Hall, Dain	78
1974	Shellenback, Frank	78
1990	Schumaker, Jason	74
1989	Schumaker, Jason	74
2004	Marshall, Eric	73
1998	Sayre, Jess	73
2000	Bongiovanni, Vince	72
1986	Faith, Peter	72
1971	Roesslein, Mike	72
1995	Anderson, Jon	71
2019	Christoffer, A.J.	70
2006	Coons, Adam	70
2013	Lidge, Ryan	69
1997	Oliva, Matt	69
1996	Rengel, Nick	69
1990	Saveley, Chad	69
1990	Kraus, Matt	68
1995	Saveley, Ken	67
2005	Schell, Teddy	67

**Highest Slugging Pct (Single Season)
(At Least 45 At-Bats)**

YR	NAME	SL%
2002	Franzese, Jon	1.033
2000	Pohlman, Dan	1.029
1997	Moreno, Dimas	1.001
1986	Noreen, Keith	.912
1999	Pohlman, Dan	.899
1987	Wilson, Dan	.860
1985	Noreen, Keith	.853
1986	Wilson, Dan	.843
1991	Boka, Ben	.841
1994	Contreras, Oscar	.836
1986	Bradley, Mike	.823
1974	Shellenback, Frank	.821
1997	Austin, John	.815
1987	Bradley, Mike	.815
1986	Levin, Mark	.814
2001	Bongiovanni, Vince	.808
2007	Hall, Dain	.804
1986	Faith, Peter	.791
1988	Sobocienski, Adam	.788
1990	Schumaker, Jason	.787
1976	George, Leo	.752
1989	Schumaker, Jason	.747
1976	Koch, Steve	.742
1977	Mogle, Tom	.732
1978	Bock, Brian	.729
1971	Roesslein, Mike	.727
2009	Brignola, Anthony	.719
2000	Franzese, Jon	.717
2013	Lidge, Ryan	.711
1983	Wilson, Matt	.711
1986	Wambach, James	.705
1983	Skaggs, Tim	.698
2005	DiMonte, Tony	.695
2021	Kohanzo, Jake	.694
1977	Shellenback, Eric	.693
2017	Yorton, Will	.688
1977	Koch, Steve	.686
1973	Lutz, Brad	.680
2000	Bongiovanni, Vince	.679
1983	Hopkins, Derek	.676
1995	Franzese, Nick	.674
1978	Shellenback, Eric	.671
1971	Bradley, Gary	.667
2016	Michaels, Tristan	.667
2019	Elliott, Clark	.663
2022	Kohanzo, Jake	.656
2011	Scheffler, Jack	.656
2021	Eisenbarth, Logan	.654

BHS Single Season: Individual Batting Records

Highest On-Base Average (Single Season)

Minimum 45 At-bats

YR	NAME	OBA
2000	Pohlman, Dan	.628
2019	Elliott, Clark	.590
1977	Mogle, Tom	.582
2002	Franzese, Jon	.574
1975	Shellenback, Frank	.573
1998	Austin, John	.566
1986	Wilson, Dan	.562
1987	Bradley, Mike	.557
2018	Zavoli, Michael	.551
1976	George, Leo	.551
1972	Lyman, Greg	.551
1986	Noreen, Keith	.543
1983	Hopkins, Derek	.542
1971	Bradley, Gary	.537
1971	Roesslein, Mike	.533
2009	Brignola, Anthony	.531
1998	Sayre, Jess	.530
1978	Bock, Brian	.530
2000	Capinegro, Anthony	.529
2007	Hall, Dain	.529
1984	Bauser, John	.529
1988	Sobocienski, Adam	.528
1971	Reed, Glenn	.519
1999	Pohlman, Dan	.524
1988	Bradley, Byron	.524
2008	Conroy, Tim	.524
2018	Elliott, Cark	.523
1977	Bock, Brian	.521
2001	Jaynes, Mike	.520
1988	Coll, Brian	.520
1990	Birmingham, Matt	.519
1988	Mensik, Tony	.518
1985	Noreen, Keith	.517
1986	Levin, Mark	.517
1997	Sayre, Jess	.515
1978	Talashkek, Tom	.514
2001	Bongiovanni, Vince	.512
2014	Coon, Jake	.511
1978	Shellenback, Eric	.509
1974	Shellenback, Frank	.509
2004	Over, Matt	.509
2001	Lindberg, Chris	.508
1991	Boka, Ben	.508
1994	Contreras, Oscar	.507
1982	Owen, Chris	.506
2003	O'Hara, Joe	.505
2015	Dodge, Casey	.504

Highest OPS (Single Season)

Minimum 45 At-bats

YR	NAME	OPS
2000	Pohlman, Dan	1.657
2002	Franzese, Jon	1.607
1986	Noreen, Keith	1.455
1999	Pohlman, Dan	1.423
1997	Moreno, Dimas	1.413
1986	Wilson, Dan	1.405
1987	Bradley, Mike	1.372
1985	Noreen, Keith	1.370
1991	Boka, Ben	1.349
1987	Wilson, Dan	1.344
1994	Contreras, Oscar	1.343
2007	Hall, Dain	1.333
1986	Levin, Mark	1.331
1974	Shellenback, Frank	1.330
2001	Bongiovanni, Vince	1.320
1988	Sobocienski, Adam	1.316
1977	Mogle, Tom	1.314
1986	Bradley, Mike	1.308
1976	George, Leo	1.303
1990	Schumaker, Jason	1.283
1971	Roesslein, Mike	1.260
1986	Faith, Peter	1.259
1978	Bock, Brian	1.259
2019	Elliott, Clark	1.253
2009	Brignola, Anthony	1.250
1989	Schumaker, Jason	1.247
1997	Austin, John	1.237
1983	Hopkins, Derek	1.218
2018	Zavoli, Michael	1.206
1971	Bradley, Gary	1.204
1986	Wambach, James	1.200
1983	Wilson, Matt	1.196
1983	Skaggs, Tim	1.182
1977	Koch, Steve	1.181
1978	Shellenback, Eric	1.180
2017	Yorton, Will	1.174
2013	Lidge, Ryan	1.170
2000	Franzese, Jon	1.165
2008	Conroy, Tim	1.160
1988	Mensik, Tony	1.158
1977	Shellenback, Eric	1.157
2003	O'Hara, Joe	1.157
2005	DiMonte, Tony	1.154
2016	Michaels, Tristan	1.152
2022	Kohanzo, Jake	1.151
1993	Schmalz, Darin	1.144
1975	Shellenback, Frank	1.144
1995	Franzese, Nick	1.143

BHS Single Season: Individual Batting Records

Most Sacrifices (Single Season)

YR	NAME	SAC
2014	Sciaccotta, Joey	9
1983	Cummings, Chris	8
2018	Gagne, Johnny	8
1983	Porter, Stu	7
1975	Shellenback, Carl	7
1995	Anderson, Jon	6
1995	Brauch, Robert	6
1970	Clawson, Steve	6
1992	George, Jamey	6
1995	Mayer, Tom	6
2013	Pfeiffer, Mitch	6
1983	Skaggs, Tim	6
2013	Balogh, Dylan	5
1985	Bauser, John	5
2004	Broughton, Gabe	5
2013	Coon, Jake	5
2004	Gibson, Nate	5
1988	Huddlestun, Jason	5
1977	Jakus, Steve	5
1970	Jarrard, Clisby	5
1996	Krug, Ryan	5
2012	Lidge, Dylan	5
1985	McGregor, Tim	5
2013	Nelson, Scott	5
1978	Peterson, Steve	5
1971	Roesslein, Mike	5
1976	Schwartzberg, Jim	5
2013	Sciaccotta, Joey	5
1980	Skoczylas, Jeff	5
1983	Swenson, Scott	5
1978	Tasch, Chuck	5
1999	Therault, Scott	5
1970	Wyborny, Grant	5

Most Sacrifice Flies (Single Season)

YR	NAME	SF
1996	Moreno, Dimas	7
1996	Rengel, Nick	6
1994	Baughman, Kevin	5
2016	Chapman, Jacob	5
1985	Cummings, Chris	4
2019	Elliott, Clark	4
1985	Levin, Mark	4
1993	Mayland, Chris	4
2003	O'Hara, Joe	4
2010	Scheffler, Jack	4
2010	Alfonso, Ricky	3
1993	Archibald, Ryan	3
1997	Bragiel, Dan	3
1987	Brauch, Marty	3
1986	Briglio, Jim	3
2000	Contreras, Mike	3
2010	Cook, Jim	3
2015	Coon, Jake	3
2015	Day, Jimmy	3
2015	DeLaurentis, Anthony	3
2015	Dodge, Casey	3
2009	Foderaro, Derrick	3
2002	Franzese, Jon	3
2003	Gibson, Nate	3
1977	Koch, Steve	3
2019	Koehler, Will	3
2017	Korus, Jeff	3
1998	LaMotte, Zachary	3
2001	Lawrence, Scott	3
1998	Leng, Carl	3
2004	Marshall, Eric	3
1998	Mergott, Jason	3
2018	Mitchell, David	3
2000	Payton, Grant	3
2014	Petersen, Jake	3
1991	Schmalz, Darin	3
1993	Schmalz, Darin	3
2019	Seagrist, John	3
1979	Skoczylas, Jeff	3
2016	Swanson, Blake	3
1987	Wilson, Dan	3

BHS Single Season: Individual Batting Records

Most Times Hit By pitch (Single Season)

YR	NAME	HB
2004	Over, Matt	19
2016	Day, Jimmy	13
1976	Schwartzberg, Jim	12
2004	Gibson, Nate	9
2009	Scheffler, Jack	9
2017	Walker, Justin	9
2014	Coon, Jake	8
2015	Day, Jimmy	8
2019	Elliott, Clark	8
2019	Seagrist, John	8
2013	Coon, Jake	7
2021	Jenkins, Ryan	7
1989	Minchk, Kevin	7
2018	Zavoli, Micheal	7
2001	Bongiovanni, Vince	6
2010	Brignola, Anthony	6
2008	Golek, Jack	6
2019	Koehler, Will	6
2004	Maropis, Derek	6
2015	Petersen, Jake	6
2014	Petersen, Jake	6
1991	Soske, Ed	6
2016	Swanson, Blake	6
2009	Weisshappel, Stephen	6

Most Walks (Single Season)

YR	NAME	BB
2019	Elliott, Clark	43
2002	Franzese, Jon	31
2000	Pohlman, Dan	31
1975	Shellenback, Frank	31
1976	George, Leo	30
1976	Amato, Joe	28
2000	Capinegro, Anthony	28
1988	Bradley, Byron	27
2008	Day, John	27
1975	George, Leo	26
1999	Therault, Scott	26
2008	Conroy, Tim	25
2001	Jaynes, Mike	25
1976	Shellenback, Carl	25
1988	Sobocienski, Adam	25
1995	Bey, Billy	24
2019	Petersen, Rayth	24
1972	Walliser, Carl	24
2018	Elliott, Clark	23

**Most At-Bats with No Strike Outs (Single Season)
(no longer tracked)**

YR	NAME	AB
1965	Smith, Rob	76
1965	Cavender, Jim	72
1967	Cowell, Ron	70
1967	Pohlman, Bud	64
1967	Trebing, Chuck	64
1965	Nelson, Len	60
1967	Welch, Ted	59
1985	Pena, Carlos	17
1994	Russotiesi, Sal	17
1970	Bond, Clayton	14
1991	Nakaguchi, Jeff	14
1993	Steinhoffer, Shane	11
1993	Ciaglia, Craig	10
1980	Skogh, Pete	10

BHS Single Season: Individual Batting Records

Most Stolen Bases (Single Season)

YR	NAME	SB
1998	Flubacker, Kyle	38
1988	Plaskas, Brett	36
1991	Armetta, Jason	31
1970	Jarrard, Clisby	30
2014	Pfeiffer, Mitch	29
1989	Rives, Steve	28
1974	Rife, Tim	25
1995	Bey, Billy	24
1975	Shellenback, Frank	23
1972	Walliser, Carl	23
1976	Shellenback, Carl	22
1997	Flubacker, Kyle	21
2017	Gosswein, Blake	19
1988	Sokulski, Doug	19
2005	Hall, Dain	18
1990	Schumaker, Jason	18
1973	Burke, Paul	17
1970	Clawson, Steve	17
2006	Hall, Dain	17
1973	Rife, Tim	17
1982	Boyd, Tom	16
1987	Plaskas, Brett	16
1992	Pollack, Brian	16
2004	Salzenstein, Collin	16
1995	Saveley, Ken	16
2022	Kohanzo, Jake	15
1974	Meeks, Rusty	15
1988	Mensik, Tony	15
2004	O'Hara, Joe	15
1995	Anderson, Jon	14
2018	Elliott, Clark	14
1987	Mensik, Tony	14
2019	Christoffer, A.J.	13
2022	Jno-Baptiste, Evan	13
2017	Korus, Jeff	13
1985	McGregor, Tim	13
1998	Mergott, Jason	13
2015	Pfeiffer, Mitch	13
1997	Tommaso, Tim	13

Best AB:Strike Out Ratio (Single Season)

YR	NAME	AB:SO
1991	Armetta, Jason	120.0
1982	Jones, Kevin	83.0
2004	Salzenstein, Collin	68.5
1986	Noreen, Keith	51.0
1985	Bradley, Mike	48.0
1985	Cummings, Chris	44.5
2007	Odell, Lee	44.0
1995	Saveley, Ken	42.7
1987	Wilson, Dan	38.0
1996	Brawley, Mike	35.3
2002	Salzenstein, Collin	31.0
1973	Carter, Scott	26.0
1994	Saveley, Ken	26.0
1998	Ermilio, Rocky	25.0
2003	Salzenstein, Collin	25.0
2004	Broughton, Gabe	24.0
1990	Contreras, Jamie	23.3
1976	Schwartzberg, Jim	23.2
1994	Costello, John	23.0
1983	Wilson, Matt	22.5
1997	Sayre, Jess	22.4
1997	Mercer, Matt	22.0
1996	Allendorph, George	20.7
1984	Matthias, Tom	20.0
1971	Roesslein, Mike	19.8
1970	Holke, Bill	19.8
1997	Moreno, Dimas	19.6
2003	Bucalo, Dustin	19.4
1979	Kelsch, Joe	19.0
1984	Koch, David	19.0
1999	Mickey, David	19.0
1974	Baratta, Steve	18.5
1998	Sayre, Jess	18.0
1971	Walliser, Carl	18.0
1986	Wilson, Dan	18.0
1995	Anderson, Jon	17.5
2000	Contreras, Mike	17.3
2010	Brignola, Anthony	17.1
2005	Marshall, Eric	17.1
2000	Apiecioneck, Matt	17.0
2007	Grabowski, Bryan	17.0
1998	Nottke, C J	17.0
1971	Bradley, Gary	16.8
1990	Saveley, Chad	16.7
1994	Anderson, Jon	16.5
1991	Kruse, John	16.5
1970	Mata, Jonas	16.2
2007	Hall, Dain	16.2

BHS Single Season: Individual Batting Records

Most Strikeouts (Single Season)

YR	NAME	SO
2001	Pierce, Jason	36
2000	Bongiovanni, Vince	33
2009	Handler, Gus	33
2015	Delaurentis, Anthony	32
1997	Oliva, Matt	31
1973	Rife, Tim	28
2009	Scheffler, Jack	28
2009	Weisshappel, Stephen	28
2002	Pierce, Jason	27
2014	Yorton, Shane	27
2010	Alfonso, Ricky	26
1988	Acerra, Marc	25
2011	Beath, Doug	25
1976	Bottom, Steve	25
1976	Feit, John	25
1975	Feit, John	25
2022	Jno-Baptiste, Evan	25
2017	Kozlowski, Eric	25
1998	Mercer, Matt	25
2013	Petersen, Jake	25
1976	Shellenback, Carl	25

Most Errors (Single Season)

YR	NAME	E
2005	Hall, Dain	23
2012	Coco, Chris	21
2002	Pierce, Jason	20
1972	Walliser, Carl	20
1985	Cummings, Chris	17
2018	Elliott, Clark	17
2004	Salzenstein, Collin	17
1990	Boka, Ben	16
1976	Jakus, Steve	16
2006	Odell, Lee	16
1988	Sokulski, Doug	16
2018	Bogaerts, Nick	15
1988	Bradley, Byron	15
1966	Brown, Greg	15
1976	Koch, Steve	15
1974	Meeks, Rusty	15
1997	Moreno, Dimas	15
2013	Lidge, Dylan	15
1973	Nash, Rick	15
1988	Plaskas, Brett	15
1992	Post, Mark	15
1991	Post, Mark	15
1974	Rife, Tim	15

BHS Single Season: Individual Batting Records

This page is intentionally blank

BHS Single Season: Individual Pitching Records

**Lowest Earned Run Average (Single Season)
(At least 25 innings pitched)**

YR	NAME	ERA
2019	Nowicki, R.J.	0.23
2017	Loutos, Ryan	0.47
1972	Perry, Steve	0.58
2019	Holler, Nate	0.72
1995	Brauch, Robert	0.73
2005	Marshall, Eric	0.87
1969	Olson, Dave	0.88
2004	O'Connell, Drew	0.92
1986	Noreen, Keith	0.93
2007	Buchholz, Sean	0.98
2016	Gosswein, Brooks	0.98
1974	Simond, Rob	1.04
1975	Simond, Rob	1.09
1965	Schumaker, Don	1.12
2021	Vojack, Matt	1.12
1992	Engle, Jeremy	1.16
1981	Trenning, Jeff	1.20
1987	Wilson, Dan	1.21
1974	Bock, Eric	1.26
1972	Koenen, John	1.27
1971	Heyse, Don	1.32
1983	Shotkoski, Dave	1.35
2016	Loutos, Ryan	1.39
2022	Kanak, Jackson	1.39
1980	Trenning, Jeff	1.39
2022	Hoffman, Danny	1.47
2004	Marshall, Eric	1.47
1974	Donovan, Kevin	1.48
2018	Nowicki, R.J.	1.49
1967	Tolpo, Vince	1.49
1976	Feit, John	1.51
1973	Eldridge, Rob	1.56
2010	Lundmark, Jackson	1.56
2010	McDonnell, Robby	1.56
1978	Seaton, Joe	1.62
1991	Glendinning, Brent	1.65
2016	Zyzda, Jake	1.65
1970	Duhaime, Mike	1.67
1980	Trautwein, John	1.69
1986	Wilson, Dan	1.69
1996	Feit, Mike Jr.	1.69
1971	Bond, Clayton	1.73
1998	Austin, John	1.75
2022	Lacson, Nick	1.78
1966	Cowell, Jack	1.81
1969	Rice, Bob	1.82
2013	Nelson, Scott	1.82
1998	Pohlman, Dan	1.82

Most Wins (Single Season)

YR	NAME	W
2005	Marshall, Eric	14
1987	Wilson, Dan	14
2004	O'Connell, Drew	13
1986	Wilson, Dan	13
1970	Duhaime, Mike	12
1976	Feit, John	12
1967	Tolpo, Vince	12
1994	Archibald, Ryan	11
1997	Austin, John	11
1991	Glendinning, Brent	11
1978	Seaton, Joe	11
1998	Austin, John	10
2019	Holler, Nate	10
1978	Noreen, Kevin	10
2019	Nowicki, R.J.	10
1972	Perry, Steve	10
1976	Shellenback, Carl	10
1980	Trautwein, John	10
1988	Anderson, Dave	9
1987	Anderson, Dave	9
1973	Bock, Eric	9
1971	Bond, Clayton	9
1995	Brauch, Robert	9
2005	Chapman, Billy	9
2017	Loutos, Ryan	9
2009	McDonnell, Robby	9
2013	Nelson, Scott	9
1998	Pohlman, Dan	9
1980	Tichy, Paul	9
1990	Birmingham, Matt	8
1993	Engle, Jeremy	8
2004	Marshall, Eric	8
2001	Payton, Grant	8
1990	Sander, Matt	8
1983	Shotkoski, Dave	8
1974	Simond, Rob	8
1982	Yaney, Joe	8
1974	Bock, Eric	7
1988	Coll, Brian	7
2022	Eisenbarth, Logan	7
1992	Engle, Jeremy	7
1986	Faith, Peter	7
1995	Franzese, Nick	7
1999	Kerns, Andrew	7
1986	Noreen, Keith	7
1999	Pohlman, Dan	7
1977	Ryckman, Kurt	7
1988	Schubbe, Chris	7
1975	Simond, Rob	7
1981	Trenning, Jeff	7
2021	Vojack, Matt	7

BHS Single Season: Individual Pitching Records

Most Pitching Appearances (Single Season)

YR	NAME	G
1996	Bolich, Steve	21
1987	Wilson, Dan	20
1994	Archibald, Ryan	19
1997	Austin, John	19
2010	Rogers, Chris	19
1990	Sander, Matt	19
1966	Cowell, Jack	18
1995	McNichols, Sean	18
2000	Pohlman, Dan	18
2002	Schultz, Steve	18
1988	Anderson, Dave	17
1990	Birmingham, Matt	17
2005	Marshall, Eric	17
1986	Wilson, Dan	17
1995	Brauch, Robert	16
2005	Brignola, Bobby	16
1988	Coll, Brian	16
2009	McDonnell, Robby	16
2018	Nowicki, R.J.	16
2004	O'Connell, Drew	16
2022	Pallan, Bruno	16
1967	Tolpo, Vince	16
2022	Thompson, Harley	16
2009	Buchholz, Sean	15
2005	Chapman, Billy	15
1992	Engle, Jeremy	15
2018	Holler, Nate	15
2006	Kazmier, Keith	15
2011	Redpath, Max	15
1992	Schmalz, Darin	15
1974	Simond, Rob	15
2008	Unak, Tom	15
1998	Austin, John	14
1985	Bauser, John	14
1973	Bock, Eric	14
1986	Faith, Peter	14
1999	Kerns, Andrew	14
2013	Nelson, Scott	14
1986	Noreen, Keith	14
2001	Payton, Grant	14
1972	Perry, Steve	14
1989	Schubbe, Chris	14
1976	Shellenback, Carl	14
1983	Shotkoski, Dave	14
1980	Tichy, Paul	14
2010	Tureck, Tyler	14
2012	Waliczek, Frank	14

Most Innings Pitched (Single Season)

YR	NAME	IP
1967	Tolpo, Vince	108.0
1987	Wilson, Dan	104.0
2004	O'Connell, Drew	98.2
2005	Marshall, Eric	97.0
1988	Anderson, Dave	92.0
1994	Archibald, Ryan	87.2
1986	Wilson, Dan	87.0
1970	Duhaime, Mike	84.0
1976	Feit, John	83.2
1997	Austin, John	82.1
2006	Chapman, Billy	81.0
1974	Simond, Rob	81.0
1976	Shellenback, Carl	80.1
2005	Chapman, Billy	77.2
1990	Birmingham, Matt	77.1
1973	Bock, Eric	77.1
1995	Brauch, Robert	76.1
1991	Glendinning, Brent	76.1
1980	Trautwein, John	74.2
1978	Seaton, Joe	73.2
1972	Perry, Steve	72.1
1966	Schumaker, Don	72.1
1998	Austin, John	72.0
1980	Tichy, Paul	71.2
2009	Buchholz, Sean	70.1
1975	Simond, Rob	70.1
2009	McDonnell, Robby	70.0
2013	Nelson, Scott	69.1
1965	Schumaker, Don	69.0
1993	Engle, Jeremy	68.2
1990	Sander, Matt	68.2
2001	Bongiovanni, Vince	68.0
2000	Bongiovanni, Vince	68.0
2006	Kazmier, Keith	68.0
2010	Tureck, Tyler	67.2
1983	Shotkoski, Dave	67.1
1992	Engle, Jeremy	66.1
2012	Waliczek, Frank	66.1
1998	Pohlman, Dan	65.1
1989	Schubbe, Chris	65.1
1978	Noreen, Kevin	65.0
2007	Ryan, Nolan	64.0
1981	Trenning, Jeff	64.0
2008	Buchholz, Sean	63.0
2013	Trautwein, Wyatt	63.0
1987	Anderson, Dave	62.0
1999	Pohlman, Dan	61.1
1974	Bock, Eric	61.0
2022	Eisenbarth, Logan	61.0
1999	Kerns, Andrew	61.0

BHS Single Season: Individual Pitching Records

Most Saves (Single Season)

YR	NAME	S
2018	Holler, Nate	7
1996	Bolich, Steve	7
2022	Pallan, Bruno	6
1982	Shotkoski, Dave	6
1978	Bock, Brian	5
2014	Kubiuk, Dan	5
1995	Alley, Eric	4
1997	Austin, John	4
1989	Birmingham, Matt	4
1995	McNichols, Sean	4
1983	Shotkoski, Dave	4
1992	Engle, Jeremy	3
2015	Johnson, Luke	3
1979	Joyce, Mike	3
2021	Koehler, Ryan	3
2000	Payton, Grant	3
2010	Rogers, Chris	3
1992	Schmalz, Darin	3
1980	Tichy, Paul	3
1987	Wilson, Dan	3

Most Shutouts (Single Season)

(no longer tracked)

YR	NAME	SH
2005	Marshall, Eric	8
1998	Austin, John	4
1973	Bock, Eric	4
2004	O'Connell, Drew	4
1974	Simond, Rob	4
1987	Wilson, Dan	4
1997	Austin, John	3
1974	Bock, Eric	3
1995	Brauch, Robert	3
1973	Donovan, Kevin	3
1995	Franzese, Nick	3
2010	Lundmark, Jackson	3
2009	McDonnell, Robby	3

Most Complete Games (Single Season)

(no longer tracked)

YR	NAME	CG
1987	Wilson, Dan	13
2004	O'Connell, Drew	12
1970	Duhaime, Mike	11
1976	Feit, John	11
2005	Marshall, Eric	11
1998	Austin, John	10
1991	Glendinning, Brent	10
1976	Shellenback, Carl	10
1974	Simond, Rob	10
1980	Trautwein, John	10
1988	Anderson, Dave	9
1972	Perry, Steve	9
1978	Seaton, Joe	9
1973	Bock, Eric	8
1974	Bock, Eric	8
1993	Engle, Jeremy	8
1983	Shotkoski, Dave	8
1986	Wilson, Dan	8
1994	Archibald, Ryan	7
1997	Austin, John	7
1971	Bond, Clayton	7
2006	Chapman, Billy	7
2005	Chapman, Billy	7
1978	Noreen, Kevin	7
2003	O'Connell, Drew	7
1998	Pohlman, Dan	7
1993	Schmalz, Darin	7
1966	Schumaker, Don	7
1975	Simond, Rob	7
1980	Tichy, Paul	7
1981	Trenning, Jeff	7
1969	Allen, Don	6
1973	Eldridge, Rob	6
2006	Kazmier, Keith	6
2004	Marshall, Eric	6
1969	Olson, Dave	6
1984	Trautwein, Dave	6
2012	Waliczek, Frank	6
1987	Anderson, Dave	5
1990	Birmingham, Matt	5
1970	Bond, Clayton	5
2000	Bongiovanni, Vince	5
2001	Bongiovanni, Vince	5
2009	Buchholz, Sean	5
1986	Faith, Peter	5
1975	Feit, John	5
1995	Franzese, Nick	5
1972	Koenen, John	5
1986	Noreen, Keith	5
2012	Rogers, Jon	5
1991	Schmalz, Darin	5

BHS Single Season: Individual Pitching Records

**Highest Strikeout % (Single Season)
(At Least 25 Innings Pitched)**

YR	NAME	K%
2010	McDonnell, Robby	47.9%
1975	Simond, Rob	46.0%
2017	Loutos, Ryan	42.8%
1974	Simond, Rob	42.1%
1999	Pohlman, Dan	41.1%
2016	Gosswein, Brooks	40.9%
1977	Skorupa, Elliott	38.1%
1987	Wilson, Dan	36.9%
2004	O'Connell, Drew	36.6%
1982	Skorupa, Paul	36.3%
2019	Holler, Nate	35.9%
1967	Tolpo, Vince	34.9%
2022	Eisenbarth, Logan	34.4%
2022	Hoffman, Danny	34.3%
1971	Perry, Steve	34.0%
1974	Bock, Eric	33.9%
1971	Heyse, Bob	33.8%
1983	Shotkoski, Dave	32.9%
2008	Ryan, Nolan	32.3%
1974	Donovan, Kevin	31.4%
1965	Schumaker, Don	31.4%
2009	McDonnell, Robby	30.9%
1987	Hynds, Bryan	30.8%
1973	Eldridge, Rob	30.4%
2022	Lacson, Nick	30.1%
2019	Nowicki, R.J.	30.0%
2012	Waliczek, Frank	29.5%
2010	Buchholz, Sean	29.4%
2007	Buchholz, Sean	29.2%
2017	Gosswein, Brooks	29.2%
1980	Tichy, Paul	29.2%
1986	Wilson, Dan	29.1%
1976	Feit, John	29.0%
1993	Engle, Jeremy	29.0%
1989	Slagle, Eric	28.9%
2021	Hoffman, Danny	28.7%
2021	Eisenbarth, Logan	28.6%
2021	Vojack, Matt	28.6%
2000	Bongiovanni, Vince	28.4%
2018	Nowicki, R.J.	28.2%
1987	Wambach, James	28.3%
1995	Rengel, Nick	28.1%
1973	Bock, Eric	27.9%
2005	Marshall, Eric	27.9%
2008	Buchholz, Sean	27.9%
1998	Austin, John	27.8%
2000	Pohlman, Dan	27.6%
2017	Yorton, Will	27.4%
2016	Loutos, Ryan	26.9%
1981	Trenning, Jeff	26.9%
1972	Koenen, John	26.8%
1966	Cowell, Jack	26.8%
1972	Perry, Steve	26.7%

**Lowest Walk % (Single Season)
(At Least 25 Innings Pitched)**

YR	NAME	BB%
2017	Loutos, Ryan	2.8%
2022	Kanak, Jackson	3.5%
2013	Nelson, Scott	3.5%
2022	Eisenbarth, Logan	3.6%
2009	Unak, Tom	4.4%
2018	Fakhoury, Rami	4.5%
2018	Medina, Jackson	4.5%
2019	Holler, Nate	4.7%
1969	Rice, Bob	4.8%
2015	Delaurentis, Anthony	5.0%
2008	Unak, Tom	5.1%
1992	Schmalz, Darin	5.3%
2016	Zyzda, Jake	5.3%
2021	Vojack, Matt	5.4%
2019	Nowicki, R.J.	5.7%
1999	Mickey, David	5.9%
1998	Favia, Frank	5.9%
1986	Noreen, Keith	6.3%
2013	Pieterzak, Matt	6.5%
1991	Schmalz, Darin	6.5%
2022	Hoffman, Danny	6.6%
2010	Rogers, Chris	6.7%
1972	Koenen, John	6.7%
2000	Zuniga, Darrell	6.8%
2016	Loutos, Ryan	6.9%
1993	Engle, Jeremy	7.1%
2015	Gosswein, Brooks	7.1%
2004	O'Connell, Drew	7.1%
1977	Ryckman, Kurt	7.1%
1992	Hurzeler, Jim	7.1%
2018	Bogaerts, Nick	7.2%
2006	Kazmier, Keith	7.2%
1976	Ryckman, Kurt	7.2%
2011	Gerrard, Greg	7.3%
2021	Eisenbarth, Logan	7.4%
2012	Waliczek, Frank	7.4%
1985	Noreen, Keith	7.4%
2005	Marshall, Eric	7.5%
1997	Austin, John	7.6%
2012	Rogers, Jon	7.6%
2007	Buchholz, Sean	7.6%
2001	Ramirez, Rogelio	7.6%
1998	Austin, John	7.7%
1993	Archibald, Ryan	7.7%
2013	Balogh, Dylan	7.7%
2014	Delaurentis, Anthony	7.8%
1986	Wilson, Dan	7.8%
1988	Anderson, Dave	7.9%
2018	Ensign, Daniel	8.0%
1998	Oviatt, Chip	8.0%
1989	Faith, Matt	8.0%
2005	Chapman, Billy	8.0%
1995	Franzese, Nick	8.2%

BHS Single Season: Individual Pitching Records**Lowest WHIP (Single Season)
(At Least 25 Innings Pitched)**

YR	NAME	WHIP
2017	Loutos, Ryan	0.57
2019	Holler, Nate	0.69
2016	Gosswein, Brooks	0.77
2019	Nowicki, R.J.	0.79
2005	Marshall, Eric	0.81
2004	O'Connell, Drew	0.85
1996	Austin, John	0.87
1987	Wilson, Dan	0.88
1975	Simond, Rob	0.91
1969	Rice, Bob	0.92
2016	Zyzda, Jake	0.92
2022	Kanak, Jackson	0.96
1991	Schmalz, Darin	0.97
1995	Brauch, Robert	0.98
1973	Bock, Eric	1.01
1986	Wilson, Dan	1.01
1972	Koenen, John	1.01
1974	Simond, Rob	1.01
2010	McDonnell, Robby	1.02
1978	Seaton, Joe	1.03
1972	Perry, Steve	1.04
2007	Buchholz, Sean	1.04
1992	Schmalz, Darin	1.04
1995	McNichols, Sean	1.05
1974	Bock, Eric	1.05
2022	Eisenbarth, Logan	1.05
1992	Engle, Jeremy	1.06
1998	Austin, John	1.06
2000	Bongiovanni, Vince	1.07
1993	Engle, Jeremy	1.08
1966	Cowell, Jack	1.10
1980	Trenning, Jeff	1.10
2022	Hoffman, Danny	1.11
1971	Perry, Steve	1.11
1983	Shotkoski, Dave	1.11
1995	Franzese, Nick	1.12
1986	Noreen, Keith	1.12
2013	Nelson, Scott	1.13
1971	Heyse, Don	1.13
1975	Feit, John	1.14
1981	Trenning, Jeff	1.14
1997	Austin, John	1.14
1991	Glendinning, Brent	1.15
2016	Loutos, Ryan	1.16
1996	Feit, Mike Jr.	1.19
1980	Trautwein, John	1.19
1971	Heyse, Bob	1.20
2018	Nowicki, R.J.	1.20
1980	Tichy, Paul	1.20
2007	Ryan, Nolan	1.20
1969	Olson, Dave	1.20
1993	Schmalz, Darin	1.20
1989	Faith, Matt	1.20

BHS Single Season: Individual Pitching Records

Most Hits Allowed (Single Season)

YR	NAME	H
1988	Anderson, Dave	96
1994	Archibald, Ryan	95
2006	Chapman, Billy	84
2000	Kerns, Andrew	74
2005	Chapman, Billy	73
1990	Birmingham, Matt	72
2010	Tureck, Tyler	71
2011	Ward, Taylor	71
2009	Unak, Tom	70
2009	Buchholz, Sean	69
2008	Unak, Tom	69
2013	Nelson, Scott	68
1997	Austin, John	67
1999	Kerns, Andrew	64
2006	Kazmier, Keith	63
2005	Brignola, Bobby	62
1970	Duhaime, Mike	62
1998	Oviatt, Chip	62
1990	Sander, Matt	62
2012	Waliczek, Frank	61
1986	Wilson, Dan	60

Most Wild Pitches (Single Season)

YR	NAME	WP
1988	Anderson, Dave	20
1999	Kerns, Andrew	20
1988	Schubbe, Chris	16
1988	Coll, Brian	13
1989	Schubbe, Chris	13
2016	Loutos, Ryan	11
1990	Sander, Matt	11
1983	Shotkoski, Dave	11
1994	Archibald, Ryan	10
2009	Buchholz, Sean	10
1983	Eckl, Bob	10
1993	Engle, Jeremy	10
1997	Pohlman, Dan	10
2006	Rische, Clay	10
1984	Trautwein, Dave	10
2012	Waliczek, Frank	10
2003	Broughton, Gabe	9
2006	Chapman, Billy	9
1989	Faith, Matt	9
1986	Faith, Peter	9
1991	Glendinning, Brent	9
1991	Kristof, Tom	9
2016	Palomo, Levi	9
1978	Seaton, Joe	9
1987	Wilson, Dan	9

Most Batters Faced (Single Season)

YR	NAME	BFP
1987	Wilson, Dan	420
1988	Anderson, Dave	416
1994	Archibald, Ryan	399
2005	Marshall, Eric	387
2004	O'Connell, Drew	382
1976	Feit, John	369
1970	Duhaime, Mike	368
2006	Chapman, Billy	364
1997	Austin, John	357
1986	Wilson, Dan	357
2005	Chapman, Billy	349
1990	Birmingham, Matt	344
1976	Shellenback, Carl	339
2009	Buchholz, Sean	328
1974	Simond, Rob	328
1991	Glendinning, Brent	324
1967	Tolpo, Vince	324
2009	McDonnell, Robby	320
1966	Schumaker, Don	320
2001	Bongiovanni, Vince	319
1973	Bock, Eric	315
1990	Sander, Matt	308
1972	Perry, Steve	307
1995	Brauch, Robert	306

Most Hit Batters (Single Season)

YR	NAME	HB
2013	Trautwein, Wyatt	14
2005	Chapman, Billy	12
2005	Marshall, Eric	12
1995	Franzese, Nick	10
2016	Zyzda, Jake	10
1990	Birmingham, Matt	9
2019	Holler, Nate	9
1997	Oliva, Matt	9
1994	Franzese, Nick	8
2019	Sabatello, Sammy	8
2009	Unak, Tom	8
2011	Weisshappel, Mike	8
1997	Austin, John	7
1971	Bond, Clayton	7
2006	Chapman, Billy	7
1970	Duhaime, Mike	7
1973	Eldridge, Rob	7
1976	Hartwig, Greg	7
2013	Hillestad, Bennett	7
2012	MacCartney, Connor	7
2018	Medina, Jackson	7
2013	Nelson, Scott	7
2022	Pallan, Bruno	7
2014	Trautwein, Wyatt	7
2012	Waliczek, Frank	7

BHS Single Season: Alphabetical Listing of All Players' Batting Statistics

YR	NAME	G	AB	R	H	AVG	GW	2B	3B	HR	TB	SLG	RBI	SAC	SF	SB	ATT	SO	BB	HB	OBA	OPS	OE	E
1984	Abernethy, Tom	10	5	5	1	.200	0	0	0	0	1	.200	0	0	0	0	0	1	2	0	.429	.629	5	0
1985	Abernethy, Tom	27	60	14	18	.300	2	4	0	0	22	.367	8	2	1	2	5	6	19	0	.463	.830	22	8
1989	Abrahamson, Eric	11	17	4	3	.176	0	0	0	0	3	.176	3	0	0	0	0	3	3	1	.333	.509	7	1
1987	Acerra, Marc	20	23	4	6	.261	0	2	2	0	12	.522	4	0	0	0	0	6	3	1	.370	.892	8	0
1988	Acerra, Marc	32	91	18	27	.297	1	4	2	5	50	.549	20	2	2	4	4	25	8	0	.347	.896	33	2
2018	Ackard, Jake	10	2	3	0	.000		0	0	0	0	.000	0	0	0	1	2	1	2	0	.500	.500	0	0
2019	Ackard, Jake	9	9	3	2	.222		1	0	0	3	.333	2	0	0	0	0	1	1	1	.364	.697	0	1
2016	Acosta, Tyler	35	84	24	25	.298		3	0	1	31	.369	13	1	1	6	11	16	11	3	.394	.763	3	2
2017	Acosta, Tyler	30	93	25	27	.290		5	1	2	40	.430	21	0	0	2	3	17	16	0	.394	.824		1
2018	Acosta, Tyler	30	85	39	29	.341		8	2	3	50	.588	14	1	2	11	12	17	21	4	.482	1.070	5	1
1973	Adams, Steve	22	32	4	10	.313	0	2	2	0	16	.500	4	0	0	1		10	3	1	.389	.889	8	4
1974	Adams, Steve	30	85	15	20	.235	0	6	3	1	35	.412	27	2	0	0		21	13	3	.356	.768	41	7
1977	Ahlgren, Jon	14	27	6	9	.333	0	0	1	0	11	.407	1	1	0	2		5	1	0	.357	.764	7	0
1978	Ahlgren, Jon	29	70	16	19	.271	0	3	1	1	27	.386	11	1	0	1		5	11	2	.386	.772	26	4
2016	Aievoli, Ricky	2	1	0	0	.000		0	0	0	0	.000	0	0	0	0	0	1	0	0	.000	.000	0	0
2017	Aievoli, Ricky	10	10	2	4	.400		0	0	0	4	.400	3	0	0	0	0	3	0	0	.400	.800		1
2009	Alfonso, Ricky	11	32	7	10	.313		3	0	0	13	.406	6	1	0	0		3	4	2	.421	.827		1
2010	Alfonso, Ricky	36	111	16	28	.252		3	1	0	33	.297	19	2	3	4	8	26	13	3	.338	.635		3
2011	Alfonso, Ricky	34	109	30	40	.367		16	2	0	60	.550	14	1	0	5	8	17	20	1	.469	1.019		0
1969	Allen, Don	14	18	2	5	.278	0	2	0	0	7	.389	2	0	0	0		4	3	0	.381	.770	4	2
1996	Allendorph, George	26	62	19	23	.371	0	4	2	0	31	.500	14	0	1	3	4	3	11	2	.474	.974	33	5
1997	Allendorph, George	35	115	35	39	.339	1	3	1	2	50	.435	24	3	1	6	7	16	9	1	.389	.824	57	1
1994	Alley, Eric	6	9	3	4	.444	0	0	0	0	4	.444	2	1	0	0	0	2	1	0	.500	.944	5	0
1995	Alley, Eric	37	98	28	31	.316	1	2	0	1	36	.367	17	1	1	5	6	12	14	1	.404	.771	44	4
1996	Alley, Eric	36	98	31	38	.388	5	7	2	2	55	.561	16	4	1	6	8	10	18	2	.487	1.048	45	5
1973	Alms, Dan	9	4	0	2	.500	0	0	0	0	2	.500	0	0	0	0		0	1	0	.600	1.100	0	0
2008	Alvarado, Emmanuel	4	4	0	1	.250		0	0	0	1	.250	2	0	0	0		2	2	0	.500	.750		
1975	Amato, Don	15	24	7	8	.333	0	2	0	1	13	.542	3	1	0	2		4	3	0	.407	.949	9	1
1980	Amato, Don	1	1	0	1	1.000	0	0	0	0	1	1.000	1	0	0	0		0	0	0	1.000	2.000	1	1
1981	Amato, Don	22	49	13	11	.224	1	1	0	1	15	.306	6	3	0	4		9	8	0	.333	.639	18	4
1976	Amato, Joe	37	89	26	21	.236	0	6	0	2	33	.371	13	0	0	1		20	28	4	.438	.809	37	7
1977	Amis, Bryan	13	31	9	13	.419	0	3	1	2	24	.774	11	0	0	4		4	7	0	.526	1.300	18	0
1987	Anderson, Dave	11	1	0	0	.000	0	0	0	0	0	.000	0	0	0	0	0	1	1	0	.500	.500	0	5
1988	Anderson, Dave	17	0	0	0	.000	0	0	0	0	0	.000	0	0	0	0	0	0	0	0	.000	.000	0	3

BHS Single Season: Alphabetical Listing of All Players' Batting Statistics

YR	NAME	G	AB	R	H	AVG	GW	2B	3B	HR	TB	SLG	RBI	SAC	SF	SB	ATT	SO	BB	HB	OBA	OPS	OE	E
1990	Anderson, Doug	19	28	10	8	.286	0	1	0	1	12	.429	6	0	0	0	0	5	6	1	.429	.858	15	3
1991	Anderson, Doug	22	66	16	21	.318	4	7	0	0	28	.424	15	0	1	6	6	6	7	0	.378	.802	31	1
1994	Anderson, Jon	31	66	19	25	.379	1	0	1	1	30	.455	13	2	1	5	8	4	5	0	.417	.872	31	9
1995	Anderson, Jon	41	140	40	56	.400	7	8	2	1	71	.507	26	6	0	14	18	8	7	1	.432	.939	65	10
2021	Anderson, Ryan	4	4	0	0	.000		0	0	0	0	.000	1	0	0	0	0	0	0	0	.000	.000	0	0
2022	Anderson, Ryan	6	4	1	1	.250		0	0	0	1	.250	0	1	0	0	0	1	1	0	.400	.650	2	2
1996	Apiecioneck, Luke	3	5	1	3	.600	0	0	0	0	3	.600	0	0	0	0	0	0	0	0	.600	1.200	1	0
1997	Apiecioneck, Luke	28	56	14	20	.357	2	4	1	1	29	.518	10	1	0	0	0	10	0	1	.368	.886	23	3
1999	Apiecioneck, Matt	3	3	0	1	.333		0	0	0	1	.143	2	0	0	0		0	0	0	.333	.476	0	1
2000	Apiecioneck, Matt	9	17	5	4	.235		1	0	0	5	.294	4				1	2	0		.316	.610		
1993	Archibald, Ryan	27	51	8	13	.255	0	1	0	0	14	.275	11	0	3	0	3	11	5	2	.328	.603	19	2
1994	Archibald, Ryan	36	109	18	42	.385	3	10	0	3	61	.560	32	0	3	0	2	18	11	0	.431	.991	47	5
1989	Ard, Robert	5	6	1	1	.167	0	0	0	0	1	.167	1	0	0	0	0	1	0	1	.286	.453	3	1
1989	Armetta, Jason	23	33	7	7	.212	1	0	1	0	9	.273	3	0	0	2	3	7	6	0	.333	.606	6	11
1990	Armetta, Jason	32	106	26	34	.321	1	4	1	0	40	.377	7	2	1	11	17	12	7	1	.365	.742	33	10
1991	Armetta, Jason	33	120	37	41	.342	0	9	0	1	53	.442	20	0	2	31	32	1	9	3	.396	.838	56	12
1971	Atamian, Tom	26	30	9	9	.300	0	1	1	1	15	.500	7	0	0	1		3	1	0	.323	.823	15	3
1996	Austin, John	12	5	0	0	.000	0	0	0	0	0	.000	0	0	0	0	0	5	0	0	.000	.000	0	1
1997	Austin, John	39	119	29	46	.387	5	6	0	15	97	.815	54	0	1	0	0	23	8	0	.422	1.237	68	5
1998	Austin, John	39	107	38	51	.477	2	9	0	12	96	.200	41		0	0	0	20	21	1	.566	.766		
1971	Baade, Steve	8	12	4	2	.167	0	0	1	0	4	.333	5	0	0	0		4	0	0	.167	.500	9	2
1972	Baade, Steve	15	24	4	4	.167	0	0	0	0	4	.167	5	1	0	1		4	2	0	.231	.398	9	6
2017	Baer, Max	1	1	0	0	.000	0	0	0	0	0	.000	0	0	0	0	0	0	0	0	.000	.000		0
1972	Ballard, Ben	14	1	6	1	1.000	0	0	0	0	1	1.000	2	0	0	5		0	0	1	1.000	2.000	8	0
2012	Balogh, Dylan	11	20	0	2	.100		0	0	0	2	.100	2	1	0	0	0	7	5	0	.280	.380		1
2013	Balogh, Dylan	28	69	3	17	.246		1	0	0	18	.261	14	5			9	4	1		.297	.558		5
2015	Balogh, Zachary	13	26	8	8	.308	0	1	0	0	9	.346	5	1	0	1	1	4	3	3	.438	.784	1	2
2016	Balogh, Zachary	33	88	27	34	.386		7	2	1	48	.545	28	3	4	3	3	7	16	4	.482	1.027	5	8
2000	Banks, Ryan	0	0	0	0	.000		0	0	0	0	.000	0				0	0	0		.000	.000		
1988	Baratta, Jon	2	1	0	0	.000	0	0	0	0	0	.000	0	0	0	0	0	1	0	0	.000	.000	0	0
1989	Baratta, Jon	32	55	9	16	.291	0	0	0	0	16	.291	11	3	2	1	2	5	4	1	.339	.630	20	7
1974	Baratta, Steve	24	37	9	9	.243	0	1	0	1	13	.351	8	0	0	2		2	3	1	.317	.668	16	5
1975	Baratta, Steve	13	32	5	7	.219	0	0	0	0	7	.219	1	0	0	2		4	5	1	.342	.561	6	4
1986	Barnhart, Brad	11	5	2	2	.400	0	0	0	0	2	.400	3	0	0	0	0	0	2	0	.571	.971	5	0

BHS Single Season: Alphabetical Listing of All Players' Batting Statistics

YR	NAME	G	AB	R	H	AVG	GW	2B	3B	HR	TB	SLG	RBI	SAC	SF	SB	ATT	SO	BB	HB	OBA	OPS	OE	E
1987	Barnhart, Brad	23	30	10	7	.233	0	0	0	0	7	.233	3	2	0	2	2	3	4	0	.324	.557	13	4
2005	Barnowski, Ross	1	0	0	0	.000		0	0	0	0	.000	0	0	0	0		0	0	0	.000	.000		0
2006	Barnowski, Ross	0	0	0	0	.000		0	0	0	0	.000	0	0	0	0		0	0	0	.000	.000		0
1985	Barry, Dave	9	2	5	1	.500	0	1	0	0	2	1.000	0	0	0	0	0	0	1	1	.750	1.750	5	0
1986	Barry, Dave	23	32	6	8	.250	0	1	0	1	12	.375	4	0	1	3	3	11	7	2	.405	.780	9	4
2005	Barsamian, Barrett	9	11	1	3	.273		1	0	0	4	.364	3	0	1	0		3	0	0	.250	.614		2
2006	Barsamian, Barrett	33	57	9	13	.228		3	0	0	16	.281	5	4	0	0		19	6	1	.313	.594		4
1980	Bartels, Jim	6	9	0	1	.111	0	1	0	0	2	.222	2	0	0	0		1	2	0	.273	.495	2	0
1983	Barth, Tyler	29	71	20	25	.342	0	3	0	6	46	.648	17	2	0	5		18	14	0	.459	1.107	31	3
1984	Barth, Tyler	25	69	17	26	.377	0	5	0	3	40	.580	17	1	0	5	5	11	11	2	.476	1.056	31	2
2010	Batliner, Pete	0	0	0	0	.000		0	0	0	0	.000	0	0	0	0	0	0	0	0	.000	.000		0
2014	Battle, Brendan	31	48	4	15	.313		3	0	1	21	.438	13	0	0	0	0	6	12	1	.459	.897	3	0
2005	Batz, Jayson	2	2	0	0	.000		0	0	0	0	.000	1	0	0	0		0	0	0	.000	.000		0
2006	Batz, Jayson	2	7	1	0	.000		0	0	0	0	.000	0	0	0	0		0	1	0	.125	.125		1
1969	Bauer, Wayne	10	9	1	2	.222	0	0	0	0	2	.222	0	0	0	0		2	2	0	.364	.586	1	2
1994	Baughman, Kevin	7	7	3	4	.571	0	0	0	0	4	.571	3	0	0	0	0	0	1	1	.667	1.238	6	0
1983	Bauser, John	2	5	1	2	.400	0	1	0	0	3	.600	3	1	0	0		0	0	0	.400	1.000	4	0
1984	Bauser, John	26	67	19	26	.388	1	2	2	1	35	.522	9	0	0	4	6	9	19	1	.529	1.051	27	2
1985	Bauser, John	29	88	34	30	.342	1	9	0	4	51	.580	20	5	2	8	9	16	23	1	.474	1.054	50	2
2010	Beath, Doug	13	27	2	4	.148		1	0	1	8	.296	2	0	0	0	0	16	1	0	.179	.475		5
2011	Beath, Doug	32	87	10	24	.276		7	1	0	33	.379	10	0	0	1	1	25	20	1	.417	.796		3
1985	Beaubien, Bob	19	0	0	0	.000	0	0	0	0	0	.000	0	0	0	0	0	0	0	0	.000	.000	0	1
1986	Beaubien, Bob	17	3	0	0	.000	0	0	0	0	0	.000	0	0	0	0	0	1	0	0	.000	.000	0	1
1992	Bederske, Brian	6	5	0	0	.000	0	0	0	0	0	.000	0	1	0	0	0	3	1	0	.167	.167	0	0
1993	Bederske, Brian	21	28	2	6	.214	0	3	0	0	19	.321	7	1	0	0	0	6	4	0	.313	.634	9	0
1998	Bell, Justin	3	5	2	1	.200	1	0	0	1	4	.000	4		0	0	0	3	1	0	.333	.333		
1973	Bennett, Davie	12	2	2	1	.500	0	0	0	0	1	.500	0	0	0	2		1	2	0	.750	1.250	2	0
1974	Bennett, Davie	29	28	10	9	.321	0	0	0	0	9	.321	5	0	0	4		7	6	0	.441	.762	15	1
1982	Bennett, Mike	2	4	0	0	.000	0	0	0	0	0	.000	0	0	0	0		4	0	0	.000	.000	0	1
2018	Benson, Alex	11	5	5	1	.200		0	0	0	1	.200	2	0	0	0	0	1	1	0	.333	.533	0	1
1982	Bergin, Mike	4	0	0	0	.000	0	0	0	0	0	.000	0	0	0	0		0	0	0	.000	.000	0	0
1996	Bern, Chad	17	37	3	7	.189	0	1	0	0	8	.216	3	1	0	2	2	5	4	1	.286	.502	6	1
2000	Bern, Collier	5	0	0	0	.000		0	0	0	0	.000	0					0	0	0	.000	.000		
2001	Bern, Collier	5	1	0	0	.000		0	0	0	0	.000	0			0		1	0	0	.000	.000		

BHS Single Season: Alphabetical Listing of All Players' Batting Statistics

YR	NAME	G	AB	R	H	AVG	GW	2B	3B	HR	TB	SLG	RBI	SAC	SF	SB	ATT	SO	BB	HB	OBA	OPS	OE	E
2001	Bern, Tyler	7	13	4	5	.385		0	1	0	7	.538	2			0		7	3	0	.500	1.038		
1993	Bey, Billy	1	0	0	0	.000	0	0	0	0	0	.000	0	0	0	0	0	0	0	0	.000	.000	0	0
1994	Bey, Billy	32	89	30	30	.337	1	5	1	0	37	.416	14	4	0	10	12	8	10	1	.410	.826	44	2
1995	Bey, Billy	38	122	41	42	.344	2	3	0	5	60	.492	21	1	0	24	31	13	24	0	.452	.944	57	4
2021	Bhogaraju, Sanjiv	1	1	0	0	.000		0	0	0	0	.000	1	0	0	0	0	0	0	0	.000	.000	0	0
2006	Bieniek, Bob	22	53	8	12	.226		3	0	1	18	.340	9	0	1	0		19	5	0	.288	.628		4
2007	Bieniek, Bob	25	64	11	18	.281		3	0	0	21	.328	10					18	8	0	.361	.689		
1989	Birmingham, Matt	13	2	0	0	.000	0	0	0	0	0	.000	0	0	0	0	0	1	0	0	.000	.000	0	0
1990	Birmingham, Matt	30	60	20	22	.367	2	2	0	0	24	.400	9	0	0	2	2	11	19	0	.519	.919	29	2
1986	Bjors, Hans	10	0	3	0	.000	0	0	0	0	0	.000	0	0	0	0	1	0	0	0	.000	.000	3	0
1973	Blanchard, Steve	20	52	15	19	.365	0	0	2	2	29	.558	18	1	0	1		5	12	0	.484	1.042	31	8
1974	Blanchard, Steve	19	46	8	14	.304	0	1	0	2	21	.457	16	3	0	1		5	6	0	.385	.842	22	1
1986	Blanke, John	3	2	0	0	.000	0	0	0	0	0	.000	0	0	0	0	0	1	0	0	.000	.000	0	0
1989	Blue, Matt	2	0	0	0	.000	0	0	0	0	0	.000	0	0	0	1	1	0	0	0	.000	.000	2	0
1990	Blue, Matt	25	23	5	5	.217	0	1	0	0	6	.261	2	0	0	1	1	3	2	0	.280	.541	7	4
1981	Blue, Scott	1	0	1	0	.000	0	0	0	0	0	.000	0	0	0	0		0	0	0	.000	.000	1	0
1982	Blue, Scott	4	1	2	0	.000	0	0	0	0	0	.000	0	0	0	1		0	0	0	.000	.000	2	0
1977	Bock, Brian	27	61	18	27	.443	0	3	1	0	32	.525	17	3	0	2		9	8	2	.521	1.046	35	3
1978	Bock, Brian	29	85	34	38	.447	0	8	2	4	62	.729	24	3	0	1		6	12	3	.530	1.259	54	12
1973	Bock, Eric	14	26	1	5	.192	0	0	0	0	5	.192	4	0	0	0		4	1	1	.250	.442	5	3
1974	Bock, John	29	82	18	24	.293	0	5	1	4	43	.524	14	0	0	2		13	13	2	.402	.926	28	0
1975	Bock, John	32	90	22	27	.300	0	3	3	3	45	.500	32	1	0	5		13	18	0	.417	.917	51	2
1997	Boersma, Andy	4	4	1	1	.205	0	0	0	0	1	.250	0	0	0	0	0	0	0	0	.250	.500	1	0
2017	Bogaerts, Nick	4	4	1	0	.000		0	0	0	0	.000	0	0	0	0	0	1	0	1	.200	.200		0
2018	Bogaerts, Nick	27	86	7	18	.209		2	0	0	20	.233	11	1	0	3	5	20	6	5	.299	.532	2	15
1981	Bogdanske, John	25	68	27	17	.250	0	2	2	0	23	.338	7	2	0	9		8	11	1	.363	.701	34	7
1989	Boka, Ben	14	40	8	11	.275	0	4	1	0	17	.425	7	0	0	1	1	14	4	0	.341	.766	15	5
1990	Boka, Ben	31	89	9	29	.326	2	7	0	0	36	.404	26	3	1	2	2	10	4	1	.358	.762	35	16
1991	Boka, Ben	33	107	39	47	.439	4	14	1	9	90	.841	45	0	2	5	6	10	14	3	.508	1.349	75	11
1995	Bolich, Steve	20	37	4	10	.270	0	2	0	0	12	.324	7	0	1	1	2	9	4	0	.333	.657	11	0
1996	Bolich, Steve	30	55	14	15	.273	0	1	3	0	22	.400	8	0	0	1	2	12	5	0	.333	.733	22	8
1970	Bond, Clayton	8	14	1	6	.429	0	1	1	0	9	.643	5	0	0	0		0	5	0	.579	1.222	6	3
1971	Bond, Clayton	19	35	5	15	.429	0	1	1	0	18	.514	10	1	0	0		3	5	1	.512	1.026	15	4
1999	Bongiovanni, Vince	8	7	0	0	.000		0	0	0	0	.100	0	0	0	0		1	0	0	.000	.100	0	0

BHS Single Season: Alphabetical Listing of All Players' Batting Statistics

YR	NAME	G	AB	R	H	AVG	GW	2B	3B	HR	TB	SLG	RBI	SAC	SF	SB	ATT	SO	BB	HB	OBA	OPS	OE	E
2000	Bongiovanni, Vince	35	106	27	33	.311		6	0	11	72	.679	41					33	11	2	.387	1.066		
2001	Bongiovanni, Vince	36	99	41	40	.404		7	0	11	80	.808	46			2		24	16	6	.512	1.320		
1984	Borghans, Dries	11	0	0	0	.000	0	0	0	0	0	.000	0	0	0	0	0	0	0	0	.000	.000	0	6
1971	Bosworth, Joe	3	3	0	0	.000	0	0	0	0	0	.000	0	0	0	0		0	0	0	.000	.000	0	0
1974	Bosworth, Steve	5	3	1	2	.667	0	0	0	0	2	.667	0	0	0	0		0	0	1	.750	1.417	1	0
1975	Bosworth, Steve	18	30	3	6	.200	0	0	0	0	6	.200	8	1	0	0		7	11	0	.415	.615	11	3
1975	Bottom, Steve	1	1	0	0	.000	0	0	0	0	0	.000	0	0	0	0		0	0	0	.000	.000	0	0
1976	Bottom, Steve	33	84	24	23	.274	0	3	2	3	39	.464	17	1	0	2		25	10	2	.365	.829	38	4
2019	Boyajian, Matt	1	0	0	0	.000		0	0	0	0	.000	1	0	1	0	0	0	0	0	.000	.000	0	1
1981	Boyd, Tom	7	11	2	4	.364	0	1	0	0	5	.455	2	0	0	1		1	3	0	.500	.955	4	0
1982	Boyd, Tom	25	84	29	31	.369	0	4	1	4	49	.583	11	2	0	16		16	14	1	.465	1.048	36	0
1987	Bradley, Byron	28	52	11	10	.192	0	1	0	0	11	.212	7	1	0	1	1	7	6	0	.276	.488	18	4
1988	Bradley, Byron	35	91	36	37	.407	0	4	1	4	55	.604	29	2	5	10	11	12	27	1	.524	1.128	61	15
1970	Bradley, Gary	19	46	14	14	.304	0	3	1	1	22	.478	6	2	0	4		5	2	0	.333	.811	19	2
1971	Bradley, Gary	26	84	28	40	.476	0	2	4	2	56	.667	18	2	0	12		5	11	0	.537	1.204	44	4
2021	Bradley, Jack	4	5	1	2	.400		1	0	0	3	.600	3	0	0	0	0	0	0	0	.400	1.000	1	0
1985	Bradley, Mike	16	48	12	14	.292	0	4	1	0	20	.417	6	0	0	2	3	1	3	2	.358	.775	18	0
1986	Bradley, Mike	34	113	47	47	.416	3	7	3	11	93	.823	39	2	1	8	9	11	13	3	.485	1.308	75	0
1987	Bradley, Mike	36	108	51	51	.472	3	11	1	8	88	.815	33	0	1	9	9	12	17	5	.557	1.372	76	0
1979	Bradshaw, Vince	1	0	1	0	.000	0	0	0	0	0	.000	0	0	0	0		0	1	0	1.000	1.000	1	0
1997	Bragiel, Dan	6	1	2	1	1.000	0	0	0	0	0	.000	1	0	1	0	0	0	2	0	.750	.750	3	1
1998	Bragiel, Dan	7	3	1	0	.000	0	0	0	0	0	.500	0		0	0	0	1	0	1	.250	.750		
1982	Brandt, Bill	3	7	2	1	.143	0	0	0	0	1	.143	0	0	0	0		2	0	0	.143	.286	2	1
1986	Brauch, Marty	13	18	6	7	.389	0	1	0	1	11	.611	6	0	0	0	1	3	3	0	.476	1.087	11	3
1987	Brauch, Marty	35	93	15	30	.323	4	2	1	0	34	.366	19	4	3	3	5	7	12	3	.405	.771	34	6
1994	Brauch, Robert	15	4	1	1	.250	0	0	0	0	1	.250	0	0	0	0	0	0	1	0	.400	.650	1	0
1995	Brauch, Robert	32	73	12	22	.301	1	2	0	0	24	.329	8	6	1	1	1	8	4	2	.350	.679	20	7
1995	Brawley, Mike	24	12	5	4	.333	0	2	0	0	6	.500	4	0	0	2	4	2	6	0	.556	1.056	9	4
1996	Brawley, Mike	36	106	28	45	.425	3	1	0	3	55	.519	20	3	1	3	5	3	17	0	.500	1.019	45	6
1982	Breback, Greg	1	1	0	0	.000	0	0	0	0	0	.000	0	0	0	0		1	0	0	.000	.000	0	0
1983	Breback, Greg	12	29	3	7	.241	0	1	0	0	8	.276	3	0	0	0		8	3	0	.313	.589	6	0
2009	Brewer, Jack	10	18	5	7	.389		0	0	0	7	.389	5	0	0	1		4	3	0	.476	.865		0
1986	Briglio, Jim	1	1	0	1	1.000	0	0	0	0	1	1.000	0	0	0	0	0	0	0	0	1.000	2.000	0	0
2008	Brignola, Anthony	18	26	16	7	.269		0	0	0	7	.269	1	0	0	3		5	6	0	.406	.675		

BHS Single Season: Alphabetical Listing of All Players' Batting Statistics

YR	NAME	G	AB	R	H	AVG	GW	2B	3B	HR	TB	SLG	RBI	SAC	SF	SB	ATT	SO	BB	HB	OBA	OPS	OE	E
2009	Brignola, Anthony	36	121	38	52	.430		9	1	8	87	.719	28	1	0	11		14	23	3	.531	1.250		1
2010	Brignola, Anthony	36	120	29	41	.342		6	1	2	55	.458	15	3	0	11	13	7	11	6	.423	.881		1
2004	Brignola, Bobby	5	2	0	0	.000		0	0	0	0	.000	0	0	0	0		0	0	0	.000	.000		1
2005	Brignola, Bobby	11	1	0	0	.000		0	0	0	0	.000	0	0	0	0		0	0	0	.000	.000		1
2014	Broomfield, Adam	2	0	1	0	.000		0	0	0	0	.000	0	0	0	0	0	0	0	0	.000	.000	0	0
2002	Broughton, Gabe	14	31	3	6	.194		0	0	0	6	.184	3					4	1	0	.219	.403		4
2003	Broughton, Gabe	28	67	11	19	.284	0	2	0	0	21	.313	9	1	0	5		5	5	1	.342	.655		3
2004	Broughton, Gabe	36	96	18	26	.271		2	0	0	28	.292	14	5	0	2		4	12	2	.364	.656		7
2010	Broughton, Jake	19	49	8	11	.224		1	0	0	12	.245	7	2	0	1	1	12	3	0	.269	.514		11
2011	Broughton, Jake	28	83	9	25	.301		6	1	0	33	.398	11	0	0	1	1	15	5	1	.348	.746		9
2000	Broughton, Nick	1	4	0	0	.000		0	0	0	0	.000	0					0	0	0	.000	.000		
2001	Broughton, Nick	36	119	28	37	.311		6	1	0	45	.378	18			3		12	15	2	.397	.775		
2002	Broughton, Nick	33	93	15	24	.258		1	1	1	30	.323	10					13	10	1	.337	.660		7
1966	Brown, Greg	21	64	13	12	.188	0	3	0	1	18	.281	8	0	0	5		24	13	0	.325	.606	20	15
1980	Brown, Kurt	3	4	1	2	.500	0	1	0	0	3	.750	1	0	0	0		0	0	1	.600	1.350	2	0
1977	Bruce, Robert	2	4	1	3	.750	0	0	0	0	3	.750	2	0	0	1		1	0	1	.800	1.550	3	0
1978	Bruce, Robert	3	9	1	2	.222	0	0	0	0	2	.222	0	0	0	0		5	1	0	.300	.522	1	0
1996	Bryniczka, Adam	10	12	4	6	.500	0	0	0	0	6	.500	2	0	0	0	0	2	0	0	.500	1.000	6	0
2001	Bucalo, Dustin	1	0	1	0	.000		0	0	0	0	.000	1			0		0	0	0	.000	.000		
2002	Bucalo, Dustin	34	112	22	39	.348		3	0	0	42	.375	7					12	12	1	.416	.791		7
2003	Bucalo, Dustin	29	97	29	44	.454	0	12	1	0	58	.598	19	1	2	8		5	9	0	.491	1.089		4
2009	Buchholz, Sean	13	7	0	1	.143		0	0	0	1	.143	0	0	0	0		3	0	0	.143	.286		1
2010	Buchholz, Sean	19	31	4	6	.194		2	0	0	8	.258	4	0	2	0	0	13	4	1	.289	.547		6
2015	Budzak, Brett	3	0	2	0	.000	0	0	0	0	0	.000	0	0	0	0	0	0	0	0	.000	.000	0	0
2016	Budzak, Brett	3	0	2	0	.000		0	0	0	0	.000	0	0	0	0	0	0	0	0	.000	.000	0	0
1973	Burke, Paul	29	87	35	30	.345	0	10	0	0	40	.460	8	2	0	17		18	21	2	.482	.942	43	6
2001	Burns, Nick	1	3	0	0	.000		0	0	0	0	.000	0			0		0	0	0	.000	.000		
2002	Burns, Nick	19	47	3	13	.277		1	0	0	14	.298	3					13	4	2	.358	.656		6
2003	Burns, Nick	27	80	9	16	.200	0	2	0	4	30	.375	15	1	2	0		19	6	1	.258	.633		12
1998	Butitta, Dom	2	1	0	0	.000	0	0	0	0	0	.375	0		0	0	0	1	0	0	.000	.375		
1999	Butitta, Dom	33	85	13	23	.271		3	0	2	32	.222	16	0	2	0		16	6	0	.312	.534	5	5
2000	Camacho, Edgar	7	8	1	1	.125		1	0	0	2	.250	0					0	1	0	.222	.472		
2013	Caminiti, Nick	14	0	11	0	.000		0	0	0	0	.000	0	0				0	0	0	.000	.000		
2014	Caminiti, Nick	31	9	24	1	.111		0	0	0	1	.111	1	1	0	8	9	3	0	0	.111	.222	1	0

BHS Single Season: Alphabetical Listing of All Players' Batting Statistics

YR	NAME	G	AB	R	H	AVG	GW	2B	3B	HR	TB	SLG	RBI	SAC	SF	SB	ATT	SO	BB	HB	OBA	OPS	OE	E
1976	Cannon, Zeke	1	1	0	1	1.000	0	0	0	0	1	1.000	0	0	0	0	0	0	0	0	1.000	2.000	0	0
2000	Capinegro, Anthony	37	109	40	44	.404		5	1	0	51	.468	10					13	28	1	.529	.997		
2001	Capinegro, Anthony	27	61	20	15	.246		1	0	0	16	.262	7			5		12	18	0	.418	.680		
1992	Carbanarra, Joe	5	2	1	0	.000	0	0	0	0	0	.000	0	0	0	0	0	0	0	0	.000	.000	1	0
1972	Carnahan, Mike	9	10	0	1	.100	0	0	0	0	1	.100	0	0	0	0		1	2	0	.250	.350	0	2
1972	Carter, Scott	1	0	0	0	.000	0	0	0	0	0	.000	1	0	0	0		0	1	0	1.000	1.000	1	0
1973	Carter, Scott	23	26	5	8	.308	0	0	0	0	8	.308	9	1	0	3		1	4	0	.400	.708	14	4
1965	Cavender, Jim	1	72	0	20	.278	0	4	0	0	24	.333	0	0	0	0		0	0	0	.278	.611	0	0
1966	Cavender, Jim	21	59	9	18	.305	0	2	1	0	22	.373	7	0	0	2		14	12	0	.423	.796	16	3
1980	Cecola, Robin	9	12	3	1	.083	0	0	0	1	4	.333	3	0	0	0		3	5	0	.353	.686	5	0
1981	Cecola, Robin	28	78	15	23	.295	2	4	1	1	32	.410	18	2	1	5		10	20	3	.451	.861	32	3
1971	Chalk, Dave	6	5	0	1	.200	0	0	0	0	1	.200	1	0	0	0		1	0	0	.200	.400	1	0
2005	Chapman, Billy	12	0	0	0	.000		0	0	0	0	.000	0	0	0	0		0	0	0	.000	.000		1
2006	Chapman, Billy	31	88	9	25	.284		8	1	3	44	.500	26	0	2	0		24	8	2	.350	.850		1
2015	Chapman, Jacob	25	70	16	23	.329		4	1	3	38	.543	15	0	1	0		15	11	3	.435	.978	1	2
2016	Chapman, Jacob	36	98	23	24	.245		7	0	2	37	.378	24	0	5	1	1	23	18	6	.378	.756	7	4
2000	Chapman, Mike	14	23	4	4	.174		0	0	1	7	.304	5					7	6	0	.345	.649		
2001	Chapman, Mike	14	40	7	10	.250		1	0	0	11	.275	8			0		12	3	0	.302	.577		
2017	Chen, Hsyuan	2	2	0	1	.500		0	0	0	1	.500	1	0	0	0	0	0	0	0	.500	1.000		0
2018	Christoffer, A.J.	23	48	13	15	.313		3	0	2	24	.500	11	0	0	2	4	14	12	1	.459	.959	2	1
2019	Christoffer, A.J.	38	118	37	41	.347		12	1	5	70	.593	33	0	1	13	16	15	21	4	.458	1.052	7	2
1974	Chuboff, Dave	3	2	2	1	.500	0	0	0	0	1	.500	0	0	0	0		0	0	0	.500	1.000	2	0
1975	Chuboff, Dave	4	3	0	2	.667	0	1	0	0	3	1.000	2	0	0	0		0	0	1	.750	1.750	2	0
1992	Ciaglia, Craig	5	4	0	0	.000	0	0	0	0	0	.000	0	0	0	0	0	1	0	0	.000	.000	0	0
1993	Ciaglia, Craig	10	10	3	2	.200	1	0	1	0	4	.400	2	0	0	0	0	0	4	0	.429	.829	5	3
1990	Ciaglia, Marc	2	2	0	0	.000	0	0	0	0	0	.000	0	0	0	0	0	1	0	0	.000	.000	0	0
1991	Ciaglia, Marc	20	34	6	8	.235	0	3	0	0	11	.324	2	0	0	0	0	6	5	1	.350	.674	8	0
2000	Ciupke, Chris	0	0	0	0	.000		0	0	0	0	.000	0					0	0	0	.000	.000		
1972	Clawson, Dave	2	2	1	0	.000	0	0	0	0	0	.000	0	0	0	0		1	0	0	.000	.000	1	0
1969	Clawson, Steve	19	30	6	4	.133	0	0	1	0	6	.200	2	1	0	2		13	10	0	.350	.550	8	0
1970	Clawson, Steve	27	99	23	26	.263	0	1	1	0	29	.293	16	6	0	17		11	14	0	.354	.647	39	1
2011	Coco, Chris	22	58	6	13	.224		1	0	0	14	.241	3	2	0	1	1	16	3	2	.286	.527		8
2012	Coco, Chris	32	117	19	30	.256		2	0	1	35	.299	14	1	0	4	5	21	4	3	.298	.597		21
2013	Coco, Chris	15	14	6	1	.071		0	0	0	1	.071	3	1				4	3	1	.278	.349		5

BHS Single Season: Alphabetical Listing of All Players' Batting Statistics

YR	NAME	G	AB	R	H	AVG	GW	2B	3B	HR	TB	SLG	RBI	SAC	SF	SB	ATT	SO	BB	HB	OBA	OPS	OE	E
1972	Cole, Bob	26	69	10	19	.275	0	4	1	0	25	.362	7	0	0	3		14	5	4	.359	.721	17	0
1973	Cole, Bob	28	77	13	22	.286	0	3	3	2	37	.481	18	0	0	3		19	7	2	.360	.841	29	6
1987	Coll, Brian	18	33	6	8	.242	2	3	0	0	11	.333	7	0	0	2	2	6	7	0	.375	.708	13	2
1988	Coll, Brian	34	99	27	43	.434	4	9	2	0	56	.566	35	4	3	5	7	18	20	1	.520	1.086	62	4
2009	Colon, Pete	1	1	0	0	.000		0	0	0	0	.000	0	0	0	0		0	0	0	.000	.000		0
2010	Colon, Pete	4	3	0	1	.333		0	0	0	1	.333	0	0	0	0	0	1	0	0	.333	.666		0
2003	Combs, Marty	22	41	6	10	.244	0	1	0	0	11	.268	10	2	0	0		12	6	4	.392	.660		8
2004	Combs, Marty	15	15	3	4	.267		0	0	0	4	.267	2	1	0	0		3	5	1	.476	.743		3
1981	Condill, Jeff	16	21	4	3	.143	0	2	0	0	5	.238	1	2	0	0		5	7	0	.357	.595	5	11
1982	Condill, Jeff	25	61	12	17	.279	0	1	0	0	18	.295	8	1	0	3		8	15	1	.429	.724	20	7
2006	Conroy, Tim	19	51	7	10	.196		2	0	0	12	.235	6	1	2	1		17	7	0	.283	.518		5
2007	Conroy, Tim	35	99	24	31	.313		3	2	0	38	.384	12					22	19	3	.438	.822		
2008	Conroy, Tim	32	99	25	40	.404		12	1	3	63	.636	24	3	0	6		13	25	0	.524	1.160		
1989	Contreras, Jamie	4	3	0	0	.000	0	0	0	0	0	.000	1	0	0	0	0	0	0	0	.000	.000	1	0
1990	Contreras, Jamie	30	70	9	19	.271	1	4	0	0	23	.329	15	1	2	0	0	3	4	2	.321	.650	24	6
1999	Contreras, Mike	2	2	1	1	.500		0	0	0	1	.321	0	0	0	0		0	0	0	.500	.821	0	1
2000	Contreras, Mike	32	104	23	44	.423		10	0	1	57	.548	33					6	3	0	.439	.987		
2001	Contreras, Mike	28	77	16	28	.364		5	0	1	36	.468	17					8	8	3	.443	.911		
1991	Contreras, Oscar	1	1	0	0	.000	0	0	0	0	0	.000	0	0	0	0	0	0	0	0	.000	.000	0	0
1992	Contreras, Oscar	35	108	17	32	.296	1	9	2	2	51	.472	16	1	1	2	2	10	8	0	.342	.814	31	3
1993	Contreras, Oscar	25	81	23	27	.333	4	5	0	5	47	.580	27	0	3	1	3	7	9	2	.400	.980	45	7
1994	Contreras, Oscar	37	116	34	52	.448	8	11	2	10	97	.836	44	0	3	6	6	12	16	1	.507	1.343	68	14
1980	Cook, Don	2	3	0	0	.000	0	0	0	0	0	.000	0	0	0	0		0	0	0	.000	.000	0	0
2009	Cook, Jim	18	41	5	8	.195		0	1	0	10	.244	5	0	0	2		6	4	1	.283	.527		10
2010	Cook, Jim	26	85	17	30	.353		3	0	0	33	.388	10	0	3	5	8	9	11	1	.420	.808		11
2013	Coon, Jake	29	70	22	25	.357		7	0	1	35	.500	13	5				16	10	7	.483	.983		6
2014	Coon, Jake	37	114	26	46	.404		15	0	1	64	.561	25	0	1	8	8	11	18	8	.511	1.072	4	8
2015	Coon, Jake	35	116	33	35	.302		5	0	6	58	.500	34	0	3	3	3	12	15	5	.396	.896	5	1
2005	Coons, Adam	41	122	11	47	.385		15	0	1	65	.533	19	0	1	0		11	13	2	.449	.982		4
2006	Coons, Adam	35	111	28	42	.378		13	0	5	70	.631	25	0	1	1		15	19	3	.478	1.109		7
2001	Coppola, Ryan	2	2	0	1	.500		0	0	0	1	.500	1					1	0	0	.500	1.000		
1969	Corson, Scott	2	1	0	0	.000	0	0	0	0	0	.000	0	0	0	0		1	0	0	.000	.000	0	1
1970	Corson, Scott	6	5	0	0	.000	0	0	0	0	0	.000	2	1	0	0		2	0	0	.000	.000	2	0
1993	Costello, John	10	3	3	1	.333	0	1	0	0	2	.667	1	0	0	0	0	0	1	0	.500	1.167	4	1

BHS Single Season: Alphabetical Listing of All Players' Batting Statistics

YR	NAME	G	AB	R	H	AVG	GW	2B	3B	HR	TB	SLG	RBI	SAC	SF	SB	ATT	SO	BB	HB	OBA	OPS	OE	E
1994	Costello, John	20	23	6	7	.304	0	1	0	0	8	.348	5	0	0	1	1	1	1	0	.333	.681	11	1
2014	Covek, Jack	1	1	0	0	.000		0	0	0	0	.000	0	0	0	0	0	0	0	0	.000	.000	0	0
1966	Cowell, Ron	16	36	7	7	.194	0	1	0	0	8	.222	2	0	0	4		13	4	0	.275	.497	9	5
1967	Cowell, Ron	21	70	16	19	.271	0	0	0	0	19	.271	0	0	0	0		0	0	0	.271	.542	16	0
1986	Cox, Ben	1	1	0	0	.000	0	0	0	0	0	.000	1	0	0	0	0	0	0	0	.000	.000	1	0
2004	Creswell, Jeff	15	12	8	3	.250		3	0	0	6	.500	2	0	0	4		2	0	0	.250	.750		1
2005	Creswell, Jeff	41	111	26	38	.342		4	1	1	47	.423	20	1	0	0		23	22	3	.463	.886		3
1995	Culver, Trent	3	2	1	0	.000	0	0	0	0	0	.000	0	0	0	0	0	0	0	0	.000	.000	1	1
1983	Cummings, Chris	30	89	13	34	.382	0	1	0	0	35	.393	10	8	0	2		10	4	1	.415	.808	23	10
1984	Cummings, Chris	28	92	19	21	.293	3	12	3	0	45	.489	19	2	0	2	3	6	7	1	.290	.779	38	8
1985	Cummings, Chris	29	89	33	30	.337	1	3	2	0	37	.416	21	0	4	9	12	2	23	0	.457	.873	54	17
2011	Cunniff, Drew	8	14	1	4	.286		1	0	0	5	.357	2	0	0	0	0	1	3	0	.412	.769		2
2012	Cunniff, Drew	8	8	0	1	.125		0	0	0	1	.125	1	0	0	0	0	3	1	0	.222	.347		0
2002	Curto, Steve	16	37	3	4	.108		2	0	0	6	.162	3					11	2	1	.175	.337		4
1972	D'Ambra, Frank	1	0	0	0	.000	0	0	0	0	0	.000	0	0	0	0	0	0	0	0	.000	.000	0	0
1993	Daichendt, Jim	6	6	2	1	.167	0	0	0	0	1	.167	1	0	0	0	0	1	0	0	.167	.334	3	2
1994	Daichendt, Jim	13	22	4	5	.227	0	2	0	0	7	.318	3	0	0	0	0	6	0	1	.261	.579	7	0
1999	Danneger, Craig	2	0	0	0	.000		0	0	0	0	.000	0	0	0	0		0	0	0	.000	.000	0	0
1994	Dato, David	14	16	6	3	.188	1	0	0	0	3	.188	1	1	0	1	1	2	3	1	.350	.538	7	1
1995	Dato, David	41	116	22	28	.241	2	6	2	1	41	.353	20	2	2	1	4	10	13	5	.338	.691	41	13
2016	Davis, Sean	13	11	5	3	.273		0	0	0	3	.273	1	0	0	0	0	3	3	0	.429	.702	1	1
2017	Davis, Sean	34	85	24	26	.306		3	1	0	31	.365	18	0	3	6	7	15	13	5	.415	.780		10
2015	Day, Jimmy	34	101	35	39	.386		6	4	3	62	.614	23	3	3	7	8	13	5	8	.444	1.058	7	2
2016	Day, Jimmy	36	110	40	35	.318		9	1	3	55	.500	28	3	2	14	14	17	4	13	.403	.903	9	3
2007	Day, John	25	67	20	13	.194		1	0	0	14	.209	7					18	19	1	.379	.588		
2008	Day, John	32	100	36	32	.320		3	0	0	35	.350	14	3	1	5		10	27	3	.473	.823		
2009	Day, John	37	121	27	43	.355		0	0	2	49	.405	23	1	1	7		12	15	5	.444	.849		4
1983	Dehnert, Jeff	2	0	1	0	.000	0	0	0	0	0	.000	0	0	0	0		0	0	0	.000	.000	1	0
2015	Dehnert, Patrick	31	84	8	31	.369		2	0	2	39	.464	15	0	1	0	0	11	12	1	.449	.913	4	4
2016	Dehnert, Patrick	36	117	26	45	.385		14	2	1	66	.564	29	0	1	1	1	8	14	5	.467	1.031	9	5
2000	Del Olmo, Rick	7	1	1	0	.000		0	0	0	0	.000	0					0	1	0	.500	.500		
2001	Del Olmo, Rick	6	0	0	0	.000		0	0	0	0	.000	0			0		0	0	0	.000	.000		
2014	Delaurentis, Anthony	2	0	1	0	.000		0	0	0	0	.000	0	0	0	0	0	0	0	0	.000	.000	0	0
2015	Delaurentis, Anthony	31	86	17	30	.349		3	1	7	56	.651	30	1	3	2	2	32	14	1	.433	1.084	5	2

BHS Single Season: Alphabetical Listing of All Players' Batting Statistics

YR	NAME	G	AB	R	H	AVG	GW	2B	3B	HR	TB	SLG	RBI	SAC	SF	SB	ATT	SO	BB	HB	OBA	OPS	OE	E
2021	Dern, Brady	11	20	3	4	.200		0	0	0	4	.200	3	1	0	1	1	3	2	0	.273	.473	3	0
2022	Dern, Brady	25	73	13	21	.288		2	0	0	23	.315	8	0	2	5	6	24	4	0	.316	.632	4	1
1966	Dickey, Bill	21	64	7	14	.219	0	3	0	0	17	.266	11	0	0	2		8	4	0	.265	.531	18	6
2004	DiMonte, Tony	24	57	16	17	.298		4	0	0	21	.368	11	0	1	0		13	6	1	.369	.737		1
2005	DiMonte, Tony	41	131	40	55	.420		12	3	6	91	.695	50	0	4	0		16	10	3	.459	1.154		0
1969	Dineen, Tom	7	2	1	1	.500	0	0	0	0	1	.500	2	0	0	2		1	0	0	.500	1.000	3	1
1991	Dioguardi, Jamie	31	54	9	13	.241	1	4	1	0	19	.352	7	2	1	6	9	12	5	4	.344	.696	16	2
1992	Dioguardi, Jamie	30	72	16	22	.306	0	3	1	3	36	.500	13	3	0	7	9	14	6	0	.359	.859	26	4
1993	Dioguardi, Jamie	5	11	5	4	.364	1	1	0	0	5	.455	3	3	0	3	5	1	2	0	.462	.917	8	0
2014	Dodge, Casey	21	49	5	14	.286		0	0	0	14	.286	9	2	2	1	1	10	3	2	.339	.625	2	6
2015	Dodge, Casey	33	112	13	53	.473		6	0	1	62	.554	23	2	3	1	2	8	5	5	.504	1.058	4	1
1973	Donavan, Kevin	5	7	1	0	.000	0	0	0	0	0	.000	0	0	0	0		5	0	0	.000	.000	1	1
1992	Doty, Zack	2	0	1	0	.000	0	0	0	0	0	.000	0	0	0	0	0	1	0	0	.000	.000	1	0
1993	Doty, Zack	5	0	0	0	.000	0	0	0	0	0	.000	0	0	0	0	0	0	0	0	.000	.000	0	0
2012	Dowdy, Eric	7	4	1	0	.000		0	0	0	0	.000	0	0	0	3	3	1	1	0	.200	.200		0
2013	Dowdy, Eric	12	1	6	0	.000		0	0	0	0	.000	0	0				1	0	0	.000	.000		
1969	Dowling, Geoff	10	24	2	8	.333	0	1	0	0	9	.375	1	0	0	2		7	1	0	.360	.735	3	3
1970	Dowling, Geoff	21	37	4	7	.189	0	0	0	0	7	.189	4	2	0	1		10	7	4	.375	.564	8	3
2012	Dragosz, Justin	28	73	8	23	.315		5	0	0	28	.384	11	0	2	0	0	16	5	1	.358	.742		3
2013	Dragosz, Justin	24	66	12	18	.273		3	0	3	30	.455	15	0				12	5	0	.324	.779		1
1994	Dreher, Brad	26	15	10	5	.333	1	1	0	0	6	.400	6	0	1	0	0	1	5	0	.476	.876	16	2
1995	Dreher, Brad	28	48	5	14	.292	1	0	1	0	16	.333	6	1	1	4	5	15	7	0	.375	.708	11	0
1969	Duhaime, Mike	2	1	0	0	.000	0	0	0	0	0	.000	0	0	0	0		0	0	0	.000	.000	0	0
1970	Duhaime, Mike	13	21	4	2	.095	0	1	0	0	3	.143	0	4	0	1		7	3	0	.208	.351	4	6
1979	Dunn, Chuck	27	71	9	23	.324	0	5	2	0	32	.451	17	2	0	4		13	20	1	.478	.929	26	4
1980	Dunn, Chuck	32	91	23	35	.385	0	7	4	3	59	.648	28	1	1	5		20	12	1	.457	1.105	48	3
1981	Duval, Jerry	2	2	0	0	.000	0	0	0	0	0	.000	0	0	0	0		0	0	0	.000	.000	0	0
1982	Duval, Jerry	19	35	8	5	.143	0	2	0	0	7	.200	2	0	0	1		3	5	1	.268	.468	10	2
1983	Eckl, Bob	9	0	0	0	.000	0	0	0	0	0	.000	0	0	0	0		0	1	0	1.000	1.000	0	2
1984	Eckl, Bob	19	14	1	1	.071	0	0	0	0	1	.071	1	0	0	0	0	2	2	0	.188	.259	2	3
2008	Ehmen, Ryan	11	13	5	2	.154		0	0	0	2	.154	1	0	0	0		4	0	0	.154	.308		
1978	Eichstaedt, Carl	16	57	12	14	.246	0	1	0	1	18	.316	12	1	0	0		14	6	2	.338	.654	23	2
2021	Eisenbarth, Logan	25	81	16	26	.321		6	0	7	53	.654	27	0	2	1	1	15	8	0	.374	1.028	4	2
2022	Eisenbarth, Logan	34	102	14	32	.314		4	0	4	48	.471	19	0	0	0	0	23	20	1	.431	.901	7	6

BHS Single Season: Alphabetical Listing of All Players' Batting Statistics

YR	NAME	G	AB	R	H	AVG	GW	2B	3B	HR	TB	SLG	RBI	SAC	SF	SB	ATT	SO	BB	HB	OBA	OPS	OE	E
1972	Eldridge, Rob	1	0	0	0	.000	0	0	0	0	0	.000	0	0	0	0	0	0	0	0	.000	.000	0	0
1973	Eldridge, Rob	9	8	0	1	.125	0	0	0	0	1	.125	1	0	0	1	5	1	0	0	.222	.347	1	0
2016	Elliott, Clark	1	0	1	0	.000		0	0	0	0	.000	0	0	0	0	0	0	0	0	.000	.000		0
2017	Elliott, Clark	34	95	26	31	.326		3	1	1	39	.411	16	3	0	8	8	17	17	2	.439	.850		8
2018	Elliott, Clark	33	100	38	40	.400		9	0	3	58	.580	32	0	2	14	14	7	23	5	.523	1.103	3	17
2019	Elliott, Clark	38	89	50	34	.382		8	1	5	59	.663	39	0	4	10	10	8	43	8	.590	1.253	8	1
1991	Engle, Jeremy	8	0	0	0	.000	0	0	0	0	0	.000	0	0	0	0	0	0	0	0	.000	.000	0	2
1992	Engle, Jeremy	22	32	9	9	.281	0	3	0	0	12	.375	4	1	0	1	1	6	3	0	.343	.718	13	5
1993	Engle, Jeremy	28	77	22	27	.351	3	8	0	3	44	.571	20	0	2	6	7	16	8	5	.435	1.006	39	3
2017	Ensign, Daniel	6	2	0	0	.000		0	0	0	0	.000	0	0	0	0	0	0	0	0	.000	.000		0
2018	Ensign, Daniel	13	4	3	1	.250		0	0	0	1	.250	0	0	0	0	0	3	0	0	.250	.500	0	2
2021	Ensign, James	4	2	1	1	.500		0	0	0	1	.500	2	0	0	1	1	1	0	0	.500	1.000	0	0
2022	Ensign, James	14	5	10	2	.400		0	0	0	2	.400	1	0	0	2	2	1	1	4	.700	1.100	0	0
1997	Erker, Paul	7	9	2	2	.222	0	1	0	0	3	.333	2	0	0	0	0	2	1	0	.300	.633	4	2
1998	Erker, Paul	12	3	0	0	.000	0	0	0	0	0	.000	0		0	0	0	1	0	0	.000	.000		
1997	Ermilio, Rocky	1	1	0	0	.000	0	0	0	0	0	.350	0	0	0	0	0	0	0	0	.000	.350	0	0
1998	Ermilio, Rocky	23	25	8	8	.320	0	2	0	1	13	.543	6		0	2	2	1	2	0	.370	.913		
1999	Ermilio, Rocky	32	92	23	29	.315		5	0	4	46	.418	26	0	2	1		20	6	1	.356	.774	5	5
2011	Estanislao, Alej	0	0	0	0	.000		0	0	0	0	.000	0	0	0	0	0	0	0	0	.000	.000		0
1990	Etters, Travis	1	1	1	1	1.000	0	0	0	0	1	1.000	0	0	0	0	0	0	0	0	1.000	2.000	1	0
1983	Evanger, Jim	4	9	0	0	.000	0	0	0	0	0	.000	0	0	0	0		2	0	0	.000	.000	0	0
1984	Evanger, Jim	23	27	4	7	.259	0	1	0	0	8	.296	0	0	0	0	1	6	7	0	.412	.708	4	2
1984	Evarrs, Dan	5	7	1	1	.143	0	0	0	0	1	.143	0	0	0	0	0	2	0	0	.143	.286	1	0
1996	Faber, Brian	8	0	2	0	.000	0	0	0	0	0	.000	0	0	0	0	0	0	0	0	.000	.000	2	1
1997	Faber, Brian	14	4	0	0	.000	0	0	0	0	0	.276	0	0	0	0	0	4	0	0	.000	.276	0	1
1989	Faith, Matt	16	15	3	3	.200	0	0	0	0	3	.200	2	1	0	0	0	4	0	1	.250	.450	5	4
1985	Faith, Peter	13	4	0	0	.000	0	0	0	0	0	.000	0	0	0	0	0	1	1	0	.200	.200	0	4
1986	Faith, Peter	36	91	20	34	.374	3	9	1	9	72	.791	37	1	2	0	0	19	18	0	.468	1.259	48	4
1997	Favia, Frank	5	2	0	1	.500	0	1	0	0	2	.000	0	0	0	0	0	0	0	0	.500	.500	0	1
1998	Favia, Frank	40	102	29	40	.392	3	6	0	2	52	.296	27		2	4	7	12	14	3	.471	.767		
1999	Favia, Frank	37	119	43	48	.403		10	1	6	78	.225	39	0	3	0		14	12	2	.456	.681	5	14
2001	Feit, Jake	11	0	0	0	.000		0	0	0	0	.000	0			0	0	0	0	0	.000	.000		
2002	Feit, Jake	7	2	0	1	.500		0	0	0	1	.500	1					0	1	1	.750	1.250		2
1975	Feit, John	23	63	9	19	.302	0	5	0	0	24	.381	8	2	0	3		25	7	0	.371	.752	17	7

BHS Single Season: Alphabetical Listing of All Players' Batting Statistics

YR	NAME	G	AB	R	H	AVG	GW	2B	3B	HR	TB	SLG	RBI	SAC	SF	SB	ATT	SO	BB	HB	OBA	OPS	OE	E
1976	Feit, John	36	100	21	27	.270	0	10	0	3	46	.460	24	3	0	0		25	20	2	.402	.862	42	2
1972	Feit, Mike	21	43	10	8	.186	0	2	1	1	15	.349	7	0	0	3		10	5	0	.271	.620	16	2
1973	Feit, Mike	26	74	20	25	.338	0	3	2	0	32	.432	14	1	0	10		19	12	2	.443	.875	34	0
1994	Feit, Mike Jr.	1	0	0	0	.000	0	0	0	0	0	.000	0	0	0	0	0	0	0	0	.000	.000	0	0
1995	Feit, Mike Jr.	8	5	5	2	.400	0	0	0	0	2	.400	1	0	0	0	0	0	0	0	.400	.800	6	2
1996	Feit, Mike Jr.	32	63	17	18	.286	0	1	0	3	28	.444	16	4	1	3	3	17	5	2	.352	.796	30	1
1988	Fencik, Chris	6	6	0	2	.333	0	0	0	0	2	.333	3	0	0	0	0	0	0	0	.333	.666	3	3
1973	Fencik, Scott	16	11	7	3	.273	0	1	0	0	4	.364	1	1	0	4		6	1	0	.333	.697	8	1
1974	Fencik, Scott	29	56	16	13	.232	0	2	1	1	20	.357	3	0	0	3		18	7	0	.317	.674	18	1
1994	Findley, Jim	6	1	4	1	1.000	0	1	0	0	2	2.000	2	0	0	0	0	0	2	0	1.000	3.000	6	0
1995	Findley, Jim	5	0	1	0	.000	0	0	0	0	0	.000	0	0	0	0	0	0	0	1	1.000	1.000	0	0
1988	Fitzgerald, Bryan	14	11	6	3	.273	0	0	0	0	3	.273	0	0	0	1	1	2	1	0	.333	.606	6	1
1989	Fitzgerald, Bryan	31	85	33	29	.341	2	6	2	1	42	.494	13	1	1	5	6	21	17	1	.452	.946	45	2
2022	Fitzpatrick, Dillon	1	2	0	0	.000		0	0	0	0	.000	0	0	0	0	0	2	0	0	.000	.000	0	0
2010	Fitzpatrick, Kyle	14	18	6	4	.222		1	0	0	5	.278	2	0	0	1	1	4	6	0	.417	.695		3
2011	Fitzpatrick, Kyle	24	48	9	5	.104		0	0	0	5	.104	4	0	0	1	1	20	5	5	.259	.363		4
2019	Fitzpatrick, Tommy	32	25	20	7	.280		3	0	0	10	.400	3	0	0	10	11	4	2	0	.333	.733	0	0
1997	Flubacker, Kyle	39	128	51	48	.375	3	9	3	5	78	.281	19	0	1	21	24	21	13	2	.438	.719	65	9
1998	Flubacker, Kyle	43	134	50	43	.321	0	12	1	0	57	.164	15		1	38	40	19	21	3	.421	.585		
2009	Foderaro, Derrick	35	103	24	32	.311		3	0	1	38	.369	17	2	3	2		15	18	1	.408	.777		5
2010	Foderaro, Derrick	35	106	21	36	.340		9	1	2	53	.500	23	0	2	5	7	15	11	1	.400	.900		5
2011	Foley, Aaron	31	99	13	32	.323		8	1	0	42	.424	15	2	1	0	0	15	3	1	.346	.770		7
2012	Foley, Aaron	28	73	15	25	.342		3	2	3	41	.562	13	0	0	2	2	13	8	2	.422	.984	35	3
1978	Forster, Bill	2	4	0	0	.000	0	0	0	0	0	.000	0	0	0	0		1	1	0	.200	.200	0	0
1979	Forster, Bill	22	72	17	24	.333	0	5	0	0	29	.403	7	0	0	5		7	14	0	.442	.845	24	1
1992	Francour, Eric	17	29	1	6	.207	0	2	0	0	8	.276	1	0	0	1	1	2	2	0	.258	.534	2	0
1999	Franzese, Jon	6	14	4	6	.429		0	0	1	9	.532	6	1	0	0		3	6	1	.619	1.151	0	1
2000	Franzese, Jon	18	46	14	14	.304		4	0	5	33	.717	15					5	12	0	.448	1.165		
2001	Franzese, Jon	34	111	25	35	.315		9	0	3	53	.477	25			0		11	7	4	.377	.854		
2002	Franzese, Jon	34	90	30	38	.422		1	0	18	93	1.033	50					15	31	1	.574	1.607		12
1994	Franzese, Nick	35	102	14	37	.363	2	13	1	2	58	.569	30	0	2	1	1	15	9	1	.412	.981	42	4
1995	Franzese, Nick	41	129	24	54	.419	8	14	2	5	87	.674	42	0	3	1	1	8	13	2	.469	1.143	61	6
1980	Fredericks, Don	6	10	3	3	.300	0	0	0	0	3	.300	2	0	0	0		2	1	0	.364	.664	5	1
1981	Fredericks, Don	28	77	14	26	.338	0	3	2	2	36	.468	19	1	1	2		16	14	3	.453	.921	32	2

BHS Single Season: Alphabetical Listing of All Players' Batting Statistics

YR	NAME	G	AB	R	H	AVG	GW	2B	3B	HR	TB	SLG	RBI	SAC	SF	SB	ATT	SO	BB	HB	OBA	OPS	OE	E
1982	Fredericks, John	2	0	0	0	.000	0	0	0	0	0	.000	0	0	0	0	0	0	0	0	.000	.000	0	0
1997	Freese, Brian	4	3	2	2	.667	0	0	0	0	2	.373	1	0	0	0	0	0	0	0	.667	1.040	3	0
1998	Freese, Brian	4	1	0	0	.000	0	0	0	0	0	.273	0		0	0	0	0	0	0	.000	.273		
2000	Friedman, Aaron	0	0	0	0	.000		0	0	0	0	.000	0					0	0	0	.000	.000		
2001	Friedman, Aaron	6	6	0	1	.167		0	0	0	1	.167	1			0		1	0	0	.167	.334		
2017	Gagne, Johnny	12	3	4	1	.333		0	0	0	1	.333	1	0	0	0	2	0	0	0	.333	.666	0	0
2018	Gagne, Johnny	32	89	24	28	.315		1	0	0	29	.326	9	8	0	11	14	12	9	1	.384	.710	4	8
2010	Gallagher, Devin	20	40	4	8	.200		2	0	1	13	.325	6	0	0	0	0	16	3	0	.256	.581		2
2011	Gallagher, Devin	18	34	1	8	.235		2	0	0	10	.294	6	0	0	0	0	11	6	0	.350	.644		1
1991	Galyon, Matt	7	16	3	4	.250	0	0	0	0	4	.250	2	0	0	1	1	2	0	1	.294	.544	5	1
1992	Galyon, Matt	4	8	0	1	.125	0	0	0	0	1	.125	0	0	0	0	0	0	0	0	.125	.250	0	2
2019	Gardner, Jon	37	99	21	28	.283		7	0	0	35	.354	22	1	2	5	5	18	8	2	.342	.696	3	11
2017	Gardner, Nick	1	0	1	0	.000		0	0	0	0	.000	0	0	0	0	0	0	0	0	.000	.000		1
2019	Gazda, Nate	33	74	21	18	.243		3	0	0	21	.284	10	2	1	10	10	16	9	3	.345	.629	2	7
1991	George, Jamey	12	6	3	2	.333	0	0	0	0	2	.333	0	0	0	1	1	2	3	0	.556	.889	3	1
1992	George, Jamey	23	42	10	10	.238	2	0	1	0	12	.286	3	6	0	7	8	7	12	1	.418	.704	13	8
1975	George, Leo	32	105	33	36	.343	0	8	1	6	64	.610	30	3	0	12		17	26	0	.473	1.083	57	3
1976	George, Leo	36	105	39	44	.419	0	14	0	7	79	.752	36	2	0	8		23	30	1	.551	1.303	68	13
2010	Gerrard, Greg	5	0	0	0	.000		0	0	0	0	.000	0	0	0	0	0	0	0	0	.000	.000		0
2011	Gerrard, Greg	5	0	0	0	.000		0	0	0	0	.000	0	0	0	0	0	0	0	0	.000	.000		0
1984	Gessert, Jon	7	5	0	0	.000	0	0	0	0	0	.000	0	0	0	0	0	2	1	0	.167	.167	0	1
2002	Gibson, Nate	6	18	4	4	.267		0	0	0	4	.267	2					4	0	0	.222	.489		1
2003	Gibson, Nate	30	96	21	32	.333	0	6	0	3	47	.490	35	2	3	4		18	6	4	.385	.875		0
2004	Gibson, Nate	32	81	19	22	.272		5	0	0	27	.333	10	5	0	3		19	8	9	.398	.731		3
1984	Giesler, Doug	1	1	0	1	1.000	0	1	0	0	2	2.000	0	0	0	0	0	0	0	0	1.000	3.000	0	0
1978	Gilleland, Scott	26	75	21	26	.347	0	5	3	2	43	.573	24	1	0	1		12	4	0	.380	.953	43	1
2005	Gilly, Erik	3	0	0	0	.000		0	0	0	0	.000	0	0	0	0		0	0	0	.000	.000		0
2006	Gilly, Erik	10	1	1	0	.000		0	0	0	0	.000	0	1	0	1		0	0	0	.000	.000		3
1999	Giovannelli, Jeff	2	0	0	0	.000		0	0	0	0	.395	0	0	0	0		0	0	0	.000	.395	0	0
2011	Gitelis, Justin	3	3	0	0	.000		0	0	0	0	.000	0	0	0	0	0	1	0	0	.000	.000		0
2012	Gitelis, Justin	29	63	5	21	.333		4	0	0	25	.397	11	0	0	0	0	10	4	1	.382	.779		0
1969	Glantz, Dave	26	70	9	28	.400	0	4	0	2	38	.543	21	2	0	0		15	9	0	.468	1.011	28	8
1990	Glendinning, Brent	5	0	1	0	.000	0	0	0	0	0	.000	0	0	0	0	0	0	1	0	1.000	1.000	1	0
1991	Glendinning, Brent	13	0	0	0	.000	0	0	0	0	0	.000	0	0	0	0	0	0	0	0	.000	.000	0	1

BHS Single Season: Alphabetical Listing of All Players' Batting Statistics

YR	NAME	G	AB	R	H	AVG	GW	2B	3B	HR	TB	SLG	RBI	SAC	SF	SB	ATT	SO	BB	HB	OBA	OPS	OE	E
2003	Gockenbach, Charlie	5	2	0	0	.000	0	0	0	0	0	.000	0	0	0	0	0	0	0	0	.000	.000		0
2010	Gockenbach, Jim	1	1	0	0	.000		0	0	0	0	.000	0	0	0	0	0	0	0	0	.000	.000		0
1980	Goebbert, Lloyd	1	2	0	0	.000	0	0	0	0	0	.000	0	0	0	0		0	1	0	.333	.333	0	0
1981	Goebbert, Lloyd	10	1	0	0	.000	0	0	0	0	0	.000	1	0	0	0		0	0	0	.000	.000	1	0
2007	Golek, Jack	30	98	2	33	.337		12	0	2	51	.520	22					13	14	3	.435	.955		
2008	Golek, Jack	32	90	7	30	.333		5	0	5	50	.556	29	0	4	0		13	19	6	.462	1.018		
1983	Goodman, Tony	1	1	0	0	.000	0	0	0	0	0	.000	0	0	0	0		0	0	0	.000	.000	0	0
2016	Gosswein, Blake	24	1	15	0	.000		0	0	0	0	.000	0	0	0	6	7	1	0	0	.000	.000	0	0
2017	Gosswein, Blake	36	96	29	37	.385		5	0	1	45	.469	26	1	1	19	22	7	18	4	.496	.965		5
2016	Gosswein, Brooks	1	0	1	0	.000		0	0	0	0	.000	0	0	0	0	0	0	0	0	.000	.000	0	1
2007	Grabowski, Bryan	25	85	17	26	.306		3	0	0	29	.341	9					5	6	1	.359	.700		
2008	Grabowski, Bryan	25	83	18	27	.325		0	1	3	38	.458	19	0	0	0		12	7	1	.385	.843		
2011	Grabowski, Charles	1	1	0	1	.000		0	0	0	1	1.000	0	0	0	0	0	0	0	0	1.000	2.000	27	0
2012	Grabowski, Charles	6	6	3	2	.333		0	0	0	2	.333	0	0	0	0	0	0	1	0	.429	.762		0
1976	Grant, Randy	1	1	0	1	1.000	0	0	0	0	1	1.000	0	0	0	0		0	0	0	1.000	2.000	0	0
1977	Grant, Randy	24	66	13	18	.273	0	3	2	0	25	.379	8	1	0	0		22	4	0	.314	.693	21	5
1972	Griffing, Scott	6	7	3	2	.286	0	0	0	0	2	.286	1	0	0	0		2	1	0	.375	.661	4	1
1992	Griffith, Joel	1	1	0	0	.000	0	0	0	0	0	.000	0	0	0	0	0	1	0	0	.000	.000	0	0
2002	Grimm, Bobby	0	0	0	0	.000		0	0	0	0	.000	0					0	0	0	.000	.000		0
2003	Grimm, Bobby	4	0	0	0	.000	0	0	0	0	0	.000	0	0	0	0		0	0	0	.000	.000		0
2003	Gruber, Marty	2	2	0	0	.000	0	0	0	0	0	.000	0	0	0	0		1	0	0	.000	.000		0
1985	Halborg, Craig	12	9	2	4	.444	0	0	0	1	7	.778	4	0	0	0	0	0	1	0	.500	1.278	5	0
1986	Halborg, Craig	34	75	18	20	.267	1	5	0	0	25	.333	16	3	2	1	1	8	14	2	.387	.720	34	0
1980	Hale, Dan	9	1	1	0	.000	0	0	0	0	0	.000	0	0	0	0		0	1	0	.500	.500	1	0
2005	Hall, Dain	42	141	46	56	.397		6	3	6	86	.610	36	0	3	18		12	22	1	.473	1.083		23
2006	Hall, Dain	35	121	32	47	.388		7	0	4	66	.545	17	0	0	17		15	18	1	.471	1.016		9
2007	Hall, Dain	28	97	34	48	.495		9	0	7	78	.804	30					6	7	0	.529	1.333		
2008	Handler, Gus	30	92	18	29	.315		5	0	7	55	.598	28	0	0	0		19	12	1	.400	.998		
2009	Handler, Gus	33	92	21	22	.239		5	0	7	48	.522	31	0	1	0		33	19	4	.388	.910		8
1970	Harrell, Bob	5	10	2	1	.100	0	0	0	0	1	.100	1	0	0	0		2	1	1	.250	.350	3	0
1971	Harrell, Bob	22	53	15	19	.358	0	5	0	0	24	.453	16	4	0	4		4	4	4	.443	.896	31	1
1969	Harris, George	21	54	8	14	.259	0	2	0	0	16	.296	11	3	0	0		9	5	0	.322	.618	19	3
2021	Hartshorn, Drew	2	2	0	0	.000		0	0	0	0	.000	1	0	0	0	0	1	0	0	.000	.000	0	0
1996	Hartwig, Andy	2	1	0	0	.000	0	0	0	0	0	.000	0	0	0	0	0	0	0	0	.000	.000	0	0

BHS Single Season: Alphabetical Listing of All Players' Batting Statistics

YR	NAME	G	AB	R	H	AVG	GW	2B	3B	HR	TB	SLG	RBI	SAC	SF	SB	ATT	SO	BB	HB	OBA	OPS	OE	E
1970	Hartwig, Bill	5	9	0	2	.222	0	0	0	0	2	.222	1	1	0	0		1	0	0	.222	.444	1	0
1976	Hartwig, Greg	9	3	0	0	.000	0	0	0	0	0	.000	0	0	0	0		0	0	0	.000	.000	0	0
2015	Harvey, Jack	2	0	1	0	.000		0	0	0	0	.000	0	0	0	0		0	0	0	.000	.000	0	0
1995	Hauser, Eric	16	12	3	1	.083	0	0	0	0	1	.083	2	2	0	1	1	2	2	0	.214	.297	5	0
1996	Hauser, Eric	26	40	9	10	.250	0	1	1	1	16	.400	4	1	0	1	1	10	2	0	.286	.686	12	1
1999	Heath, Michael	20	16	1	2	.125		0	0	0	2	.316	1	1	0	1		7	2	0	.222	.538	1	0
1986	Heine, Jim	13	14	0	1	.071	0	0	0	0	1	.071	0	0	0	0	0	4	1	0	.133	.204	0	1
1970	Heineman, Mark	14	28	9	8	.268	0	1	0	0	9	.321	6	1	0	4		6	4	4	.444	.765	15	2
1989	Henderson, Craig	6	0	0	0	.000	0	0	0	0	0	.000	0	0	0	0	0	0	0	0	.000	.000	0	1
1990	Henderson, Craig	8	0	0	0	.000	0	0	0	0	0	.000	0	0	0	0	0	0	0	0	.000	.000	0	3
1976	Hewes, Dave	14	12	2	2	.167	0	1	0	0	3	.250	0	0	0	0		6	1	1	.286	.536	2	0
1977	Hewes, Dave	23	56	15	18	.321	0	1	0	0	19	.339	8	2	0	1		19	6	1	.397	.736	23	0
1971	Heyse, Bob	11	14	3	3	.214	0	2	0	0	5	.357	0	1	0	0		1	3	0	.353	.710	3	2
1970	Heyse, Don	6	5	0	0	.000	0	0	0	0	0	.000	0	0	0	0		3	2	0	.286	.286	0	1
1971	Heyse, Don	9	14	1	1	.071	0	0	0	0	1	.071	2	0	0	0		5	2	0	.188	.259	3	4
2012	Hillestad, Bennet	2	1	0	1	1.000		0	0	0	1	1.000	1	0	0	0		0	1	0	1.000	2.000	3	2
1999	Hilliard, Jonathan	1	0	0	0	.000		0	0	0	0	.000	0	0	0	0		0	0	0	.000	.000	0	0
2000	Hilliard, Jonathan	1	0	0	0	.000		0	0	0	0	.000	0					0	0	0	.000	.000		
1978	Hirsch, Dave	5	11	0	0	.000	0	0	0	0	0	.000	0	0	0	0		6	2	0	.154	.154	0	1
2007	Hirsch, Dave	7	8	0	3	.375		0	0	0	3	.375	2					0	2	0	.500	.875		
2008	Hirsch, Dave	2	1	2	0	.000		0	0	0	0	.000	0	0	0	0		0	0	0	.000	.000		
2018	Hoelter, Patrick	1	1	0	0	.000		0	0	0	0	.000	0	0	0	0	0	0	0	0	.000	.000	0	0
2021	Hoffman, Danny	11	29	5	5	.172		1	0	0	6	.207	5	1	0	2	2	7	2	0	.226	.433	1	4
2022	Hoffman, Danny	27	70	9	22	.314		3	0	0	25	.357	11	2	0	4	5	11	7	0	.377	.734	5	2
1972	Hoffman, Dave	11	15	4	2	.133	0	0	0	0	2	.133	2	0	0	1		5	8	0	.435	.568	6	3
1973	Hoffman, Dave	2	4	0	1	.250	0	0	0	0	1	.250	0	0	0	0		0	2	0	.500	.750	0	1
1970	Holke, Bill	27	79	14	27	.342	0	3	0	1	33	.418	16	2	0	2		4	0	3	.366	.784	29	11
1971	Holke, Bill	28	69	15	18	.261	0	2	3	1	29	.420	17	0	0	1		7	14	0	.386	.806	31	8
2008	Holke, Chris	13	42	6	9	.214		4	0	1	16	.381	6	0	0	0		3	3	0	.267	.648		
2009	Holke, Chris	37	121	31	41	.339		8	0	3	58	.479	20	0	1	5		19	15	3	.421	.900		10
2018	Holler, Nate	2	3	1	1	.333		1	0	0	2	.667	1	0	0	0	0	0	0	0	.333	1.000	0	0
1969	Holman, Ken	24	55	7	8	.145	0	1	0	0	9	.164	4	2	0	2		14	7	1	.254	.418	11	14
1970	Holman, Ken	17	40	6	8	.200	0	1	0	0	9	.225	4	0	0	3		3	4	1	.289	.514	10	9
1971	Holman, Ron	15	5	3	0	.000	0	0	0	0	0	.000	0	0	0	2		1	1	0	.167	.167	3	0

BHS Single Season: Alphabetical Listing of All Players' Batting Statistics

YR	NAME	G	AB	R	H	AVG	GW	2B	3B	HR	TB	SLG	RBI	SAC	SF	SB	ATT	SO	BB	HB	OBA	OPS	OE	E
1986	Holtz, Bill	8	1	4	0	.000	0	0	0	0	0	.000	0	0	0	0	0	0	0	0	.000	.000	4	0
1982	Hopkins, Derek	3	2	0	1	.500	0	0	0	0	1	.500	1	0	0	0		1	0	0	.500	1.000	1	0
1983	Hopkins, Derek	27	71	17	33	.465	0	12	0	1	48	.676	19	4	0	1		6	11	1	.542	1.218	35	7
1987	Hopkins, Scott	17	20	1	2	.100	1	0	0	0	2	.100	1	0	0	0	0	5	5	0	.280	.380	2	0
1974	Horcher, Don	21	9	8	3	.333	0	0	1	0	5	.556	5	0	0	9		2	2	0	.455	1.011	13	0
1975	Horcher, Don	25	84	20	15	.179	0	0	1	0	17	.202	7	3	0	10		14	8	0	.250	.452	27	3
2017	Horcher, Jake	1	1	0	1	1.000		0	0	0	1	1.000	0	0	0	0	0	0	0	0	1.000	2.000		0
2018	Horcher, Jake	29	72	22	20	.278		3	0	1	26	.361	10	1	0	7	9	12	9	2	.373	.734	10	2
1999	Houder, Ryan	18	40	11	17	.425		4	0	0	21	.500	7	0	1	0		5	7	1	.510	1.010	3	2
2000	Houder, Ryan	26	67	7	20	.299		4	0	0	24	.358	10					11	7	2	.382	.740		
1987	Huddlestun, Jason	21	15	1	2	.133	0	0	0	0	2	.133	2	1	0	0	0	3	0	0	.133	.266	3	3
1988	Huddlestun, Jason	32	79	25	27	.342	2	3	0	3	39	.494	17	5	0	9	12	12	15	2	.458	.952	39	10
1990	Huddlestun, Ryan	7	8	2	3	.375	0	1	0	0	4	.500	0	0	0	0	0	0	1	0	.444	.944	2	0
1991	Huddlestun, Ryan	24	63	16	23	.365	1	4	0	2	33	.524	20	1	0	1	1	4	7	0	.429	.953	34	3
1987	Huddlestun, Todd	18	14	4	3	.214	0	1	0	0	4	.286	0	0	0	0	1	1	3	0	.353	.639	4	1
1988	Huddlestun, Todd	18	24	8	9	.375	0	0	0	0	9	.375	4	1	0	1	1	5	7	0	.516	.891	12	6
1983	Huntington, Greg	14	10	5	3	.300	0	0	0	0	3	.300	1	1	0	2		4	4	0	.500	.800	6	1
1984	Huntington, Greg	17	20	3	5	.250	0	1	0	0	6	.300	3	0	0	1	2	5	2	1	.348	.648	6	0
1991	Hurzeler, Jim	2	0	1	0	.000	0	0	0	0	0	.000	0	0	0	0	0	0	0	0	.000	.000	1	0
1992	Hurzeler, Jim	11	2	0	0	.000	0	0	0	0	0	.000	0	0	0	0	0	1	0	0	.000	.000	0	0
1986	Hynds, Brian	1	0	0	0	.000	0	0	0	0	0	.000	0	0	0	0	0	0	0	0	.000	.000	0	0
1987	Hynds, Brian	7	0	0	0	.000	0	0	0	0	0	.000	0	0	0	0	0	0	0	0	.000	.000	0	1
2006	Imielski, Matt	24	50	9	17	.340		2	0	2	25	.500	11	0	1	0		16	6	3	.433	.933		3
2007	Imielski, Matt	28	82	15	27	.329		7	0	5	49	.598	23					23	9	5	.427	1.025		
1976	Jakus, Steve	36	95	17	31	.326	0	4	0	0	35	.368	15	4	0	3		17	14	0	.413	.781	32	16
1977	Jakus, Steve	25	68	12	14	.206	0	2	0	0	16	.235	11	5	0	1		9	11	2	.333	.568	23	9
1994	James, Tony	1	1	0	1	1.000	0	0	0	0	1	1.000	0	0	0	0	0	0	0	0	1.000	2.000	0	1
2007	Janezic, Steve	20	28	4	9	.321		3	0	1	15	.536	8					10	3	0	.387	.923		
2008	Janezic, Steve	32	93	16	31	.333		8	0	1	42	.452	16	0	2	0		19	13	0	.407	.859		
1987	Janke, Mike	1	1	0	0	.000	0	0	0	0	0	.000	0	0	0	0	0	1	0	0	.000	.000	0	0
1969	Jansen, Randy	10	11	0	3	.273	0	0	0	0	3	.273	1	0	0	0		3	1	0	.333	.606	1	2
1969	Jarrard, Clisby	26	83	18	27	.325	0	2	1	0	31	.373	10	3	0	11		13	10	0	.398	.771	28	4
1970	Jarrard, Clisby	27	94	26	43	.457	0	3	2	0	50	.532	26	5	0	30		10	2	3	.485	1.017	52	1
1998	Jarrard, Clisby Jr.	18	23	4	5	.217	1	0	0	0	5	.373	2		0	1	1	5	6	0	.379	.752		

BHS Single Season: Alphabetical Listing of All Players' Batting Statistics

YR	NAME	G	AB	R	H	AVG	GW	2B	3B	HR	TB	SLG	RBI	SAC	SF	SB	ATT	SO	BB	HB	OBA	OPS	OE	E
1999	Jarrard, Clisby Jr.	35	106	28	34	.321		6	1	1	45	.158	15	4	2	1		15	17	1	.413	.571	3	2
1972	Jarrett, Bill	21	44	9	13	.295	0	2	0	1	18	.409	10	0	0	1		11	6	1	.392	.801	18	4
1973	Jarrett, Bill	26	81	21	20	.247	0	2	1	1	27	.333	17	3	0	6		23	12	1	.351	.684	37	3
2000	Jaynes, Mike	33	105	25	25	.238		6	0	3	40	.381	10					18	22	0	.370	.751		
2001	Jaynes, Mike	32	73	21	25	.342		4	0	2	35	.479	15			2		11	25	2	.520	.999		
1988	Jefferson, Gary	12	4	5	1	.250	0	1	0	0	2	.500	0	0	0	0	0	2	1	1	.500	1.000	5	0
1989	Jefferson, Gary	28	67	13	23	.343	1	1	0	3	33	.493	19	2	1	3	5	11	10	1	.430	.923	29	2
2008	Jenkins, Connor	19	27	13	6	.222		0	0	0	6	.222	1	1	0	0		7	4	0	.323	.545		
2021	Jenkins, Ryan	25	76	21	30	.395		7	1	2	45	.592	24	0	1	4	4	7	7	7	.484	1.076	2	2
1976	Jensen, Bruce	22	48	9	12	.250	0	2	2	0	18	.375	8	0	0	2		16	4	1	.321	.696	17	3
1993	Jensen, Patrick	31	84	25	29	.345	1	6	2	3	48	.571	14	3	1	4	5	15	12	0	.423	.994	36	8
1994	Jensen, Patrick	37	117	26	38	.325	0	8	1	2	54	.462	22	2	2	1	3	15	7	2	.367	.829	46	8
2002	Jensen, Tim	0	0	0	0	.000		0	0	0	0	.000	0					0	0	0	.000	.000		0
2003	Jensen, Tim	11	1	0	0	.000	0	0	0	0	0	.000	0	0	0	0		0	0	0	.000	.000		0
2004	Jensen, Tim	10	4	1	1	.250		0	0	0	1	.250	1	0	0	0		1	0	0	.250	.500		1
2021	Jno-Baptiste, Evan	24	56	21	19	.339		2	2	0	25	.446	16	1	1	9	10	10	9	2	.441	.887	8	1
2022	Jno-Baptiste, Evan	35	92	33	26	.283		8	1	0	36	.391	9	3	1	13	13	25	13	4	.391	.782	6	0
2003	Johnson, Andrew	3	0	0	0	.000	0	0	0	0	0	.000	0	0	0	0		0	0	0	.000	.000		0
1993	Johnson, Jermaine	4	6	0	0	.000	0	0	0	0	0	.000	1	0	0	1	2	3	1	0	.143	.143	1	1
1994	Johnson, Jermaine	18	29	8	10	.345	0	1	1	0	13	.448	7	0	0	0	1	3	2	0	.387	.835	15	1
1995	Johnson, Jermaine	37	104	30	35	.337	3	6	1	2	49	.471	16	0	2	6	7	16	6	2	.377	.848	44	0
1983	Johnson, Jim	10	28	10	7	.250	0	0	0	0	7	.250	2	2	0	1		5	5	0	.364	.614	12	9
1984	Johnson, Jim	24	55	15	18	.327	0	3	1	2	29	.527	14	1	0	3	4	9	14	1	.471	.998	27	0
2014	Johnson, Luke	31	81	21	26	.321		3	1	0	31	.383	14	1	0	9	11	6	8	0	.382	.765	3	9
2015	Johnson, Luke	35	109	26	39	.358		11	1	2	58	.532	21	2	2	2	5	8	10	0	.405	.937	3	14
1995	Johnson, Rob	5	6	0	2	.333	0	1	0	0	3	.500	1	0	0	0	0	0	0	0	.333	.833	1	1
1996	Johnson, Rob	5	5	0	0	.000	0	0	0	0	0	.000	0	0	0	0	0	2	0	1	.167	.167	0	2
1984	Jones, Dan	17	26	3	10	.385	0	0	0	0	10	.385	5	2	0	0	4	4	5	1	.500	.885	8	6
1981	Jones, Kevin	25	77	18	27	.351	1	4	1	1	36	.468	11	1	0	1		10	9	0	.419	.887	28	9
1982	Jones, Kevin	25	83	19	37	.446	0	6	2	0	47	.566	18	3	0	2		1	7	0	.489	1.055	37	6
1978	Joyce, Mike	3	4	0	0	.000	0	0	0	0	0	.000	0	0	0	0		2	0	0	.000	.000	0	2
1979	Joyce, Mike	27	81	17	25	.309	0	3	0	5	43	.531	17	1	0	1		18	7	2	.378	.909	29	4
2003	Judson, Tim	21	55	11	13	.236	0	0	0	0	13	.236	5	1	0	1		8	5	0	.300	.536		5
2004	Judson, Tim	37	71	16	17	.239		1	0	0	18	.254	11	3	2	1		8	7	0	.300	.554		14

BHS Single Season: Alphabetical Listing of All Players' Batting Statistics

YR	NAME	G	AB	R	H	AVG	GW	2B	3B	HR	TB	SLG	RBI	SAC	SF	SB	ATT	SO	BB	HB	OBA	OPS	OE	E
2021	Kanak, Jackson	4	1	2	1	1.000		0	0	0	1	1.000	0	0	0	0	0	0	0	1	1.000	2.000	0	0
2022	Kanak, Jackson	12	12	4	3	.250		1	0	0	4	.333	3	0	0	3	3	3	1	0	.308	.641	1	0
2019	Kanak, Ricky	1	1	0	0	.000		0	0	0	0	.000	0	0	0	0	0	0	0	0	.000	.000	0	1
1988	Kane, Mike	13	12	0	2	.167	0	0	0	0	2	.167	2	0	0	0	0	4	1	0	.231	.398	2	3
1989	Kane, Mike	13	30	4	4	.133	0	1	0	0	5	.167	5	1	1	0	0	6	6	0	.270	.437	9	4
2005	Kazmier, Keith	7	4	2	1	.250		0	0	0	1	.250	1	0	1	0		2	0	0	.200	.450		0
2006	Kazmier, Keith	13	2	0	0	.000		0	0	0	0	.000	0	0	0	0		1	0	0	.000	.000		1
2005	Keiser, Lucas	23	3	31	3	1.000		0	0	1	6	2.000	1	0	0	6		0	1	0	1.000	3.000		0
2006	Keiser, Lucas	3	2	1	0	.000		0	0	0	0	.000	0	0	0	1		2	1	0	.333	.333		0
1979	Kelsch, Joe	21	57	13	18	.316	0	1	0	0	19	.333	7	0	0	3		3	11	0	.426	.759	20	10
1980	Kelsch, Joe	32	98	28	35	.357	0	8	4	0	51	.520	14	2	0	9		13	14	3	.452	.972	42	9
2021	Kennicott, Harrison	16	18	7	6	.333		1	1	0	9	.500	7	0	0	0	1	2	3	4	.520	1.020	2	0
2001	Kenny, Brian	16	16	3	5	.313		1	0	0	6	.375	2			1		2	3	1	.450	.825		
1999	Kerns, Andrew	15	7	0	0	.000		0	0	0	0	.512	0	0	0	0		0	0	0	.000	.512	0	1
2000	Kerns, Andrew	25	48	6	12	.250		5	0	1	20	.417	12					5	3	0	.294	.711		
1976	Kiefer, Mike	11	13	5	5	.385	0	0	0	0	5	.385	0	0	0	3		1	4	0	.529	.914	5	0
1977	Kiefer, Mike	16	56	11	15	.268	0	2	1	1	22	.393	9	2	0	1		14	4	1	.328	.721	19	4
2014	King, Dalton	1	0	1	0	.000		0	0	0	0	.000	0	0	0	0	0	0	0	0	.000	.000	0	0
1983	Koch, David	13	18	5	7	.389	0	2	0	0	9	.500	3	0	0	0		3	11	0	.621	1.121	8	0
1984	Koch, David	19	19	3	4	.211	0	0	0	0	4	.211	2	1	0	2	2	1	7	1	.444	.655	5	0
1976	Koch, Steve	37	124	34	43	.347	0	13	3	10	92	.742	46	4	0	2		16	10	1	.400	1.142	70	15
1977	Koch, Steve	31	86	31	35	.407	0	11	2	3	59	.686	28	1	0	5		13	15	0	.495	1.181	56	2
2021	Koehler, Ryan	21	49	19	20	.408		3	0	0	23	.469	9	0	0	7	7	4	6	3	.500	.969	4	5
2019	Koehler, Will	37	107	27	39	.364		2	0	0	41	.383	18	1	3	11	12	14	8	6	.427	.811	9	7
1971	Koenen, John	7	12	0	3	.250	0	0	1	0	5	.417	2	0	0	0		1	2	0	.357	.774	2	1
1972	Koenen, John	26	64	10	21	.328	0	3	1	2	32	.500	19	3	0	1		5	7	2	.411	.911	27	5
2021	Kohanzo, Jake	19	49	15	16	.327		6	0	4	34	.694	16	0	0	1	1	11	7	0	.411	1.105	2	1
2022	Kohanzo, Jake	30	93	26	39	.419		10	0	4	61	.656	29	0	0	15	16	16	11	3	.495	1.151	7	3
1978	Kopf, Rick	5	8	1	1	.125	0	0	0	0	1	.125	0	0	0	0		4	1	0	.222	.347	1	1
2006	Korcak, Ryan	0	0	0	0	.000		0	0	0	0	.000	0	0	0	0		0	0	0	.000	.000		0
2015	Korus, Jeff	1	1	0	0	.000	0	0	0	0	0	.000	0	0	0	0	0	0	0	0	.000	.000		0
2016	Korus, Jeff	27	51	21	14	.275		4	0	0	18	.353	5	0	0	4	5	6	12	4	.448	.801		0
2017	Korus, Jeff	36	99	31	37	.374		6	0	0	43	.434	21	0	3	13	15	10	17	4	.472	.906		0
1984	Koski, Doug	1	0	0	0	.000	0	0	0	0	0	.000	0	0	0	0	0	0	0	0	.000	.000	0	0

BHS Single Season: Alphabetical Listing of All Players' Batting Statistics

YR	NAME	G	AB	R	H	AVG	GW	2B	3B	HR	TB	SLG	RBI	SAC	SF	SB	ATT	SO	BB	HB	OBA	OPS	OE	E
1985	Koski, Doug	13	0	0	0	.000	0	0	0	0	0	.000	0	1	0	0	0	0	0	0	.000	.000	0	1
1981	Kosty, Mike	2	0	0	0	.000	0	0	0	0	0	.000	0	0	0	0	0	0	0	0	.000	.000	0	0
1982	Kosty, Mike	11	30	4	7	.233	0	0	0	1	10	.333	11	2	0	0	7	2	0	0	.281	.614	14	2
2015	Kozar, Matt	9	3	5	0	.000		0	0	0	0	.000	1	0	0	0	0	1	0	0	.000	.000	1	0
2016	Kozar, Matt	8	9	1	3	.333		1	0	0	4	.444	5	0	0	0	0	1	0	0	.333	.777	0	0
2016	Kozlowski, Eric	7	7	0	2	.286		2	0	0	4	.571	2	0	0	0	0	2	2	0	.444	1.015	1	1
2017	Kozlowski, Eric	36	106	3	35	.330		7	2	2	51	.481	29	1	2	1	1	25	12	3	.407	.888		2
2019	Kozlowski, Luke	20	23	10	7	.304		2	0	0	9	.391	8	0	0	2	2	7	5	0	.429	.820	4	1
2019	Kraus, Hayden	21	36	8	6	.167		2	0	1	11	.306	8	0	2	0	0	13	11	1	.360	.666	1	0
1989	Kraus, Matt	32	72	24	20	.278	2	4	2	3	37	.514	19	1	0	3	4	14	12	1	.388	.902	40	0
1990	Kraus, Matt	33	119	37	39	.328	2	7	2	6	68	.571	33	1	0	9	9	12	6	1	.365	.936	64	2
2022	Krause, Henry	3	2	1	0	.000		0	0	0	0	.000	0	0	0	0	0	2	0	0	.000	.000	0	0
1995	Kristof, Ryan	4	4	1	0	.000	0	0	0	0	0	.000	1	0	0	0	0	1	1	0	.200	.200	2	0
1996	Kristof, Ryan	4	4	1	0	.000	0	0	0	0	0	.000	1	0	0	0	0	1	1	0	.200	.200	2	0
1991	Kristof, Tom	6	0	0	0	.000	0	0	0	0	0	.000	0	0	0	0	0	0	0	0	.000	.000	0	1
1992	Kristof, Tom	23	32	3	10	.313	1	1	0	1	14	.438	8	1	0	0	0	7	9	1	.476	.914	10	7
1995	Krug, Ryan	6	6	0	1	.167	0	1	0	0	2	.333	2	0	0	0	0	1	0	0	.167	.500	2	1
1996	Krug, Ryan	30	62	8	23	.371	1	3	0	0	26	.419	10	5	1	1	1	12	10	1	.459	.878	18	5
2001	Krull, Ken	24	41	5	9	.220		2	0	0	11	.268	4			0		13	6	0	.319	.587		
2002	Krull, Ken	21	42	9	9	.214		2	0	2	17	.405	8					9	6	0	.313	.718		2
1990	Kruse, John	20	19	5	4	.211	0	0	0	0	4	.211	3	0	0	0	0	2	2	0	.286	.497	8	2
1991	Kruse, John	30	66	12	19	.288	0	0	0	0	19	.288	6	4	0	3	3	4	5	0	.338	.626	18	8
2012	Kubiuk, Daniel	0	0	0	0	.000		0	0	0	0	.000	0	0	0	0	0	0	0	0	.000	.000		0
2013	Kubiuk, Daniel	3	7	1	2	.286		0	0	0	2	.286	0	0				1	0	0	.286	.572		1
2014	Kubiuk, Daniel	37	114	25	35	.307		6	2	1	48	.421	24	0	1	3	4	18	16	1	.394	.815	9	13
2010	Kurcab, Jack	25	62	12	15	.242		2	0	0	17	.274	8	3	0	2	2	9	14	2	.397	.671		9
2011	Kurcab, Jack	16	40	4	8	.200		0	0	0	8	.200	3	1	0	1	2	11	3	2	.289	.489		4
2021	Lacson, Nick	17	42	16	16	.381		4	0	1	23	.548	7	1	1	3	4	4	4	3	.460	1.008	2	4
2022	Lacson, Nick	29	73	13	23	.315		6	0	1	32	.438	13	1	1	3	3	16	8	3	.400	.838	3	5
1985	Lageschulte, Kurt	9	9	1	2	.222	0	0	0	0	2	.222	2	1	0	1	1	1	1	0	.300	.522	3	2
1986	Lageschulte, Kurt	33	90	20	25	.278	1	2	2	0	31	.344	9	1	0	6	9	24	7	0	.330	.674	29	5
1998	LaMotte, Zachary	10	5	1	3	.600	0	0	0	0	3	.318	0		0	0	1	1	2	0	.714	1.032		
1980	Larsen, Paul	8	16	0	6	.375	0	1	0	0	7	.438	0	1	0	0		2	0	0	.375	.813	0	2
1981	Larsen, Paul	26	53	4	11	.208	2	2	0	1	16	.302	11	2	0	1		9	7	0	.300	.602	14	6

BHS Single Season: Alphabetical Listing of All Players' Batting Statistics

YR	NAME	G	AB	R	H	AVG	GW	2B	3B	HR	TB	SLG	RBI	SAC	SF	SB	ATT	SO	BB	HB	OBA	OPS	OE	E
2000	Lawrence, Scott	31	92	23	24	.261		6	0	4	42	.457	17					12	15	2	.376	.833		
2001	Lawrence, Scott	36	113	37	45	.398		10	1	1	60	.531	32			0		18	15	2	.477	1.008		
2010	LeCompte, Ben	9	0	6	0	.000		0	0	0	0	.000	0	2	0	3	4	0	0	0	.000	.000		0
1997	Lee, Andrew	10	4	0	0	.000	0	0	0	0	0	.222	0	0	0	0	0	1	0	1	.200	.422	0	0
1998	Lee, Andy	11	4	1	3	.750	0	2	0	0	5	.196	3		0	0	0	0	1	0	.800	.996		
2019	Lehmann, Colin	1	1	0	0	.000		0	0	0	0	.000	0	0	0	0	0	1	0	0	.000	.000	0	0
1998	Leng, Carl	10	7	2	3	.429	0	1	0	0	4	.133	0		0	0	0	1	0	0	.429	.562		
1999	Leng, Carl	31	58	9	14	.241		3	0	0	17	.500	7	1	0	2		10	5	1	.313	.813	6	11
2013	Lenz, Jack	3	4	0	0	.000		0	0	0	0	.000	1	0				1	0	0	.000	.000		
2014	Lenz, Jack	23	60	3	16	.267		5	0	0	21	.350	10	2	1	0	1	10	6	1	.338	.688	2	3
1981	Lerum, Dean	20	35	4	12	.343	0	5	0	0	17	.486	4	0	0	0		6	4	0	.410	.896	8	6
1985	Levin, Mark	21	47	14	14	.298	1	2	0	3	25	.532	17	1	1	3	6	3	14	1	.460	.992	28	6
1986	Levin, Mark	37	129	60	57	.442	4	6	6	10	105	.814	44	0	1	12	13	12	18	3	.517	1.331	94	11
2012	Lidge, Dylan	26	49	8	9	.184		0	0	0	9	.184	2	5	0	0	0	11	4	0	.245	.429		8
2013	Lidge, Dylan	32	89	31	32	.360		4	0	0	36	.404	11	3				7	18	3	.482	.886		15
2006	Lidge, Mike	8	0	0	0	.000		0	0	0	0	.000	0	0	0	0		0	0	0	.000	.000		1
2012	Lidge, Ryan	33	95	14	33	.347		6	0	2	45	.474	22	0	0	0	0	6	14	3	.446	.920		4
2013	Lidge, Ryan	34	97	8	37	.381		8	0	8	69	.711	38	4	0			7	13	1	.459	1.170	28	5
2000	Lindberg, Chris	1	1	0	0	.000		0	0	0	0	.000	0					1	0	0	.000	.000		
2001	Lindberg, Chris	36	103	30	42	.408		4	0	0	46	.447	24			1		11	21	0	.508	.955		
2002	Lindberg, Chris	28	78	15	25	.321		6	0	0	31	.387	8					19	16	1	.442	.829		5
1996	Lindberg, Mike	6	4	1	1	.250	0	0	0	1	4	1.000	3	0	0	0	0	1	0	0	.250	1.250	8	1
1972	Lindskoog, Jeff	5	3	2	2	.667	0	0	0	0	2	.667	1	0	0	0		0	2	0	.800	1.467	3	2
2010	Locascio, Dan	1	0	0	0	.000		0	0	0	0	.000	0	0	0	0	0	0	0	0	.000	.000		1
2011	Locascio, Dan	2	0	0	0	.000		0	0	0	0	.000	0	0	0	0	0	0	0	0	.000	.000		0
2004	Logue, Sean	11	5	4	1	.200		0	0	0	1	.200	1	0	0	2		1	1	0	.333	.533		1
2005	Logue, Sean	35	94	20	32	.340		6	0	0	38	.404	18	4	1	1		14	5	5	.400	.804		7
1980	Lolli, Fran	11	15	5	3	.200	0	0	0	0	3	.200	3	0	0	1		2	3	0	.333	.533	8	0
2013	Lombardi, Anthony	11	8	7	1	.125		1	0	0	2	.250	1	0				2	0	0	.125	.375		3
2014	Lombardi, Anthony	36	100	21	29	.290		7	1	0	38	.380	15	3	1	5	5	18	17	1	.395	.775	3	1
1978	Lombardo, John	25	76	16	20	.263	0	2	1	3	33	.434	24	3	0	1		15	12	0	.364	.798	37	2
1978	Lombardo, John	2	3	2	0	.000	0	0	0	0	0	.000	0	0	0	0		1	2	0	.400	.400	2	2
2019	Loutos, Nick	6	5	1	0	.000		0	0	0	0	.000	0	0	0	0	0	3	1	0	.167	.167	0	0
2016	Loutos, Ryan	4	4	0	0	.000		0	0	0	0	.000	0	0	0	0	0	1	0	0	.000	.000	0	6

BHS Single Season: Alphabetical Listing of All Players' Batting Statistics

YR	NAME	G	AB	R	H	AVG	GW	2B	3B	HR	TB	SLG	RBI	SAC	SF	SB	ATT	SO	BB	HB	OBA	OPS	OE	E
2017	Loutos, Ryan	12	24	0	2	.083		0	0	0	2	.083	0	0	0	0	0	5	0	0	.083	.166		1
2009	Lundmark, Jackson	3	0	0	0	.000		0	0	0	0	.000	0	0	0	0		0	0	0	.000	.000		0
2010	Lundmark, Jackson	8	0	0	0	.000		0	0	0	0	.000	0	0	0	0	0	0	0	0	.000	.000		3
1973	Lutz, Brad	30	75	18	27	.360	0	6	3	4	51	.680	27	1	0	5		16	14	0	.461	1.141	41	2
1974	Lutz, Brad	27	82	24	29	.354	0	7	0	4	48	.585	29	1	0	0		13	18	2	.480	1.065	49	0
1971	Lyman, Greg	20	47	14	13	.277	0	1	0	0	14	.298	8	1	0	2		6	11	0	.414	.712	22	13
1972	Lyman, Greg	26	55	18	20	.364	0	0	2	0	24	.436	10	3	0	12		11	22	1	.551	.987	28	12
2011	MacCartney, Connor	0	0	0	0	.000		0	0	0	0	.000	0	0	0	0	0	0	0	0	.000	.000		0
2012	MacCartney, Connor	0	0	0	0	.000		0	0	0	0	.000	0	0	0	0	0	0	0	0	.000	.000		0
1997	Mack, Bob	5	3	1	1	.333	0	0	0	0	1	.266	0	0	0	0	0	1	0	0	.333	.599	1	0
1998	Mack, Bob	11	9	3	5	.556	0	1	0	0	6	.351	1		0	0	0	1	1	0	.600	.951		
1966	Mackey, Bob	20	42	11	10	.238	0	1	0	0	11	.262	5	0	0	8		7	3	0	.289	.551	16	5
1969	Mackey, Bob	19	44	5	13	.295	0	1	0	0	14	.318	3	1	0	1		4	4	1	.367	.685	8	3
1976	Madding, Tom	5	4	0	0	.000	0	0	0	0	0	.000	0	0	0	0		4	1	0	.200	.200	0	0
2021	Maestranzi, Peter	14	18	3	9	.500		0	0	0	9	.500	7	0	1	0	0	3	2	1	.545	1.045	1	1
2022	Maestranzi, Peter	7	10	0	3	.300		0	0	0	3	.300	2	0	1	0	0	4	1	0	.333	.633	0	1
1987	Marczyk, Rob	1	1	0	0	.000	0	0	0	0	0	.000	0	0	0	0	0	1	0	0	.000	.000	0	1
1991	Marginson, Mike	3	4	0	2	.500	1	2	0	0	4	1.000	2	0	0	0	0	1	0	0	.500	1.500	2	0
2017	Marion, Logan	3	3	0	0	.000		0	0	0	0	.000	0	0	0	0	0	1	0	0	.000	.000		1
2018	Marion, Logan	13	23	2	2	.087		1	0	0	3	.130	2	0	0	1	1	5	3	0	.192	.322	2	0
2003	Maropis, Derek	1	0	0	0	.000	0	0	0	0	0	.000	0	0	0	0		0	0	0	.000	.000		0
2004	Maropis, Derek	35	98	28	38	.388		7	3	1	54	.551	25	4	3	2		7	7	6	.447	.998		4
2005	Maropis, Derek	42	134	23	43	.321		11	0	4	66	.493	21	1	2	3		16	8	3	.367	.860		1
2004	Marshall, Eric	38	122	26	46	.377		12	0	5	73	.598	40	0	7	1		10	9	2	.407	1.005		3
2005	Marshall, Eric	42	137	34	59	.431		12	0	4	83	.606	33	0	0	0		8	17	3	.503	1.109		7
1972	Martens, Dean	1	0	1	0	.000	0	0	0	0	0	.000	0	0	0	0		0	1	0	1.000	1.000	1	0
1973	Martens, Dean	7	5	0	0	.000	0	0	0	0	0	.000	0	0	0	0		3	2	0	.286	.286	0	2
1985	Martin, Todd	1	1	0	0	.000	0	0	0	0	0	.000	0	0	0	0	0	1	0	0	.000	.000	0	0
1986	Martin, Todd	12	6	2	0	.000	0	0	0	0	0	.000	0	0	0	0	0	1	3	0	.333	.333	2	1
1969	Mata, Domingo	21	56	11	9	.161	0	2	0	0	11	.196	1	0	0	6		15	11	0	.299	.495	12	1
1970	Mata, Jonas	27	81	22	30	.370	0	2	0	0	32	.395	12	1	0	11		5	9	0	.433	.828	34	0
1971	Mata, Jonas	30	101	25	26	.257	0	0	1	0	28	.277	13	3	0	6		10	19	1	.380	.657	38	1
1984	Matthias, Tom	14	20	4	4	.200	0	0	0	0	4	.200	2	2	0	1	1	1	5	0	.360	.560	6	2
2010	Maude, Mike	0	0	0	0	.000		0	0	0	0	.000	0	0	0	0	0	0	0	0	.000	.000		0

BHS Single Season: Alphabetical Listing of All Players' Batting Statistics

YR	NAME	G	AB	R	H	AVG	GW	2B	3B	HR	TB	SLG	RBI	SAC	SF	SB	ATT	SO	BB	HB	OBA	OPS	OE	E
2011	Maude, Mike	1	0	0	0	.000		0	0	0	0	.000	0	0	0	0	0	0	0	0	.000	.000		0
2021	Maurer, Matt	6	6	3	3	.500		0	0	0	3	.500	1	0	0	1	1	2	3	1	.700	1.200	0	0
1994	Mayer, Tom	2	0	0	0	.000	0	0	0	0	0	.000	0	0	0	0	0	0	0	0	.000	.000	0	0
1995	Mayer, Tom	31	54	17	19	.352	1	3	0	1	25	.463	12	6	1	1	1	10	10	2	.463	.926	28	7
1992	Mayland, Chris	25	74	12	23	.311	3	5	0	0	28	.378	6	1	0	4	4	9	5	0	.354	.732	18	6
1993	Mayland, Chris	30	60	19	13	.217	1	1	0	0	14	.233	11	1	4	6	7	13	16	1	.370	.603	30	5
2004	McBee, Kevin	1	0	0	0	.000		0	0	0	0	.000	0	0	0	0		0	0	0	.000	.000		0
2005	McBee, Kevin	2	1	0	0	.000		0	0	0	0	.000	0	0	0	0		1	0	0	.000	.000		0
1999	McBrearty, Pat	3	1	0	0	.000		0	0	0	0	.333	0	0	0	1		0	0	0	.000	.333	0	0
2000	McBrearty, Pat	27	71	14	24	.338		4	0	1	31	.437	8					18	10	1	.427	.864		
2007	McDonnell, Danny	0	0	0	0	.000		0	0	0	0	.000	0					0	0	0	.000	.000		
2009	McDonnell, Robby	12	0	0	0	.000		0	0	0	0	.000	0	0	0	0		0	0	0	.000	.000		1
2010	McDonnell, Robby	20	44	5	12	.273		1	0	0	13	.295	5	2	0	0	0	15	6	0	.360	.655		3
2001	McDonnell, Scott	10	1	0	0	.000		0	0	0	0	.000	0			0		0	0	0	.000	.000		
2002	McDonnell, Scott	2	0	0	0	.000		0	0	0	0	.000	0					0	0	0	.000	.000		0
2005	McDonnell, Tommy	9	15	3	3	.200		1	0	0	4	.267	2	0	1	0		6	5	0	.381	.648		1
2006	McDonnell, Tommy	32	86	15	19	.221		3	0	2	28	.326	13	3	2	0		23	13	2	.330	.656		2
1984	McGregor, Tim	23	30	9	13	.433	0	5	0	0	18	.600	5	3	0	3	5	3	8	1	.564	1.164	14	1
1985	McGregor, Tim	26	90	33	34	.378	0	1	1	1	40	.444	8	5	0	13	16	18	14	0	.462	.906	40	2
2003	McGuire, Mike	2	1	0	0	.000	0	0	0	0	0	.000	0	0	0	0		0	1	0	.500	.500		0
2004	McGuire, Mike	34	102	27	33	.324		4	0	1	40	.392	23	0	0	1		14	11	2	.400	.792		3
2005	McKillen, Patrick	31	112	23	36	.321		4	1	1	45	.402	16	2	0	1		10	8	0	.367	.769		0
2006	McKillen, Patrick	34	116	26	38	.328		4	0	0	42	.362	16	2	0	3		11	13	0	.395	.757		6
1992	McLaughlin, Jim	7	1	3	0	.000	0	0	0	0	0	.000	0	0	0	0	0	0	1	0	.500	.500	3	0
1995	McNichols, Sean	20	6	0	0	.000	0	0	0	0	0	.000	0	0	0	0	0	3	1	0	.143	.143	0	1
1996	McNichols, Sean	27	53	7	10	.189	0	2	0	1	15	.283	6	2	1	0	1	12	3	0	.228	.511	12	4
1994	McQueen, Kevin	1	0	0	0	.000	0	0	0	0	0	.000	0	0	0	0	0	0	0	0	.000	.000	0	0
1995	McQueen, Kevin	2	1	0	0	.000	0	0	0	0	0	.000	0	0	0	0	0	1	0	0	.000	.000	0	0
2017	Medina, Jackson	1	1	0	0	.000		0	0	0	0	.000	0	0	0	0	0	1	0	0	.000	.000		0
2018	Medina, Jackson	2	4	0	0	.000		0	0	0	0	.000	2	0	0	0	0	1	0	0	.000	.000	0	2
2015	Meek, Connor	7	5	1	0	.000		0	0	0	0	.000	0	0	0	0	0	3	2	0	.286	.286	0	0
1974	Meeks, Rusty	30	97	33	35	.361	0	5	0	2	46	.474	12	3	0	15		16	18	1	.466	.940	43	15
1975	Meeks, Rusty	30	105	24	21	.200	0	4	2	2	35	.333	21	2	0	7		22	12	0	.282	.615	43	7
1977	Mencke, Bob	29	78	26	25	.321	0	7	0	0	32	.410	20	1	0	3		10	17	2	.454	.864	46	3

BHS Single Season: Alphabetical Listing of All Players' Batting Statistics

YR	NAME	G	AB	R	H	AVG	GW	2B	3B	HR	TB	SLG	RBI	SAC	SF	SB	ATT	SO	BB	HB	OBA	OPS	OE	E
1978	Mencke, Bob	22	70	14	21	.300	0	0	1	2	29	.414	22	3	0	4		15	7	2	.380	.794	34	5
1974	Menendez, Rolf	3	3	0	0	.000	0	0	0	0	0	.000	0	0	0	0		2	0	0	.000	.000	0	0
1986	Mensik, Tony	29	70	20	21	.300	0	3	0	1	27	.386	17	2	0	9	10	10	9	0	.380	.766	36	0
1987	Mensik, Tony	34	103	35	42	.408	2	2	5	3	63	.612	25	1	0	14	16	12	10	0	.460	1.072	57	5
1988	Mensik, Tony	35	125	44	57	.456	6	16	2	1	80	.640	27	1	0	15	19	19	16	0	.518	1.158	70	2
1997	Mercer, Matt	21	22	6	4	.182	0	1	0	0	5	.262	0	2	2	2	2	1	4	1	.310	.572	7	2
1998	Mercer, Matt	39	98	22	31	.316	3	2	4	3	50	.000	25		1	2	4	25	8	2	.376	.376		
1996	Mergott, Jason	19	46	9	13	.283	0	1	2	0	18	.391	6	0	0	2	6	8	2	1	.327	.718	15	1
1997	Mergott, Jason	37	82	16	24	.293	2	3	0	1	30	.000	16	3	2	3	5	20	9	1	.362	.362	31	3
1998	Mergott, Jason	43	136	34	47	.346	8	10	1	1	62	.118	32		3	13	15	16	13	0	.395	.513		
1988	Merritt, Steve	7	2	2	0	.000	0	0	0	0	0	.000	0	0	0	0	0	0	1	0	.333	.333	2	0
1989	Merritt, Steve	15	10	4	3	.300	0	0	0	0	3	.300	1	0	0	2	3	5	2	0	.417	.717	5	1
2012	Mesa, Romaus	4	7	2	0	.000		0	0	0	0	.000	0	0	0	0	0	6	3	0	.300	.300		1
2013	Mesa, Romaus	1	0	0	0	.000		0	0	0	0	.000	0	0				0	0	0	.000	.000		
2018	Meyer, Jake	23	65	11	21	.323		2	0	0	23	.354	11	1	0	2	5	17	3	1	.362	.716	7	4
1981	Michaelotti, Carl	1	0	1	0	.000	0	0	0	0	0	.000	0	0	0	0		0	0	0	.000	.000	1	0
2015	Michaels, Tristan	9	0	2	0	.000		0	0	0	0	.000	0	0	0	0	1	0	0	0	.000	.000	0	0
2016	Michaels, Tristan	36	126	37	56	.444		15	2	3	84	.667	25	2	1	1	2	9	7	4	.486	1.153	5	8
1998	Mickey, David	24	44	15	14	.318	0	0	0	0	14	.333	8		2	2	4	8	8	0	.407	.740		
1999	Mickey, David	23	76	16	29	.382		5	1	1	39	.514	19	0	0	0		4	3	0	.405	.919	6	3
2002	Mickey, Evan	11	15	1	3	.200		1	0	0	4	.267	3					3	3	0	.333	.600		4
1979	Millay, Tim	22	54	11	12	.222	0	1	0	1	16	.296	8	2	0	4		14	10	0	.344	.640	18	0
1980	Millay, Tim	32	78	18	26	.333	0	3	4	2	43	.551	20	1	1	4		8	21	0	.470	1.021	36	2
1980	Miller, Brian	4	5	2	3	.600	0	0	0	0	3	.600	0	0	0	0		2	3	0	.750	1.350	2	1
1977	Miller, Kirk	4	8	3	2	.250	0	0	0	0	2	.250	1	1	0	0		4	1	0	.333	.583	4	0
1978	Miller, Kirk	7	13	3	0	.000	0	0	0	0	0	.000	3	0	0	0		5	3	1	.235	.235	6	0
1988	Minchk, Kevin	19	28	4	4	.143	0	1	0	0	5	.179	3	1	0	1	1	5	3	0	.226	.405	7	3
1989	Minchk, Kevin	34	97	21	34	.351	1	7	0	3	50	.515	25	1	1	5	7	8	10	7	.443	.958	43	3
2007	Minner, Mark	1	2	1	1	.500		0	0	0	1	.500	1					1	0	0	.500	1.000		
2008	Minner, Mark	32	74	18	20	.270		1	2	0	25	.338	9	2	1	5		18	12	1	.375	.713		
1976	Mitchell, Clay	6	0	0	0	.000	0	0	0	0	0	.000	0	0	0	0		0	0	0	.000	.000	0	0
1977	Mitchell, Clay	6	5	0	0	.000	0	0	0	0	0	.000	0	1	0	0		2	0	0	.000	.000	0	1
2017	Mitchell, David	21	35	11	12	.343		2	0	0	14	.400	6	0	0	1	1	7	9	2	.500	.900		1
2018	Mitchell, David	33	100	19	37	.370		11	0	2	54	.540	30	0	3	7	10	19	13	5	.455	.995	7	10

BHS Single Season: Alphabetical Listing of All Players' Batting Statistics

YR	NAME	G	AB	R	H	AVG	GW	2B	3B	HR	TB	SLG	RBI	SAC	SF	SB	ATT	SO	BB	HB	OBA	OPS	OE	E
2018	Miyake, Ethan	16	1	10	0	.000		0	0	0	0	.000	0	0	0	0	0	0	0	2	.667	.667	0	1
2019	Miyake, Ethan	14	8	8	4	.500		0	0	0	4	.500	1	1	0	5	6	0	0	0	.500	1.000	0	1
1976	Mogle, Tom	34	101	23	36	.356	0	5	3	3	56	.554	21	1	0	8		19	6	2	.404	.958	41	5
1977	Mogle, Tom	30	82	27	41	.500	0	8	1	3	60	.732	25	1	0	6		8	15	1	.582	1.314	49	5
1973	Moldermaker, Don	4	2	1	1	.500	0	0	0	0	1	.500	1	0	0	0		0	0	0	.500	1.000	2	0
1971	Moldermaker, Jim	20	28	7	4	.143	0	1	2	0	9	.321	1	2	0	0		6	3	0	.226	.547	8	1
1972	Moldermaker, Jim	26	67	14	18	.269	0	3	3	0	27	.403	7	1	0	6	8	8	13	1	.395	.798	21	0
1987	Molloy, Mike	1	0	0	0	.000	0	0	0	0	0	.000	0	0	0	0	0	0	0	0	.000	.000	0	0
2009	Monie, Stephen	1	1	0	1	1.000		0	0	0	1	1.000	1	0	0	0		0	0	0	1.000	2.000		0
1974	Moore, Harry	11	8	8	3	.375	0	2	0	0	5	.625	3	0	0	1		4	2	0	.500	1.125	11	0
1975	Moore, Harry	19	33	6	5	.152	0	0	0	0	5	.152	5	3	0	1		3	9	0	.333	.485	11	10
1996	Moreno, Dimas	30	76	15	24	.316	2	7	0	3	40	.526	22	0	2	0	2	9	8	1	.379	.905	34	9
1997	Moreno, Dimas	40	137	34	52	.380	3	4	2	2	66	1.001	43	1	2	7	7	7	8	1	.412	1.413	75	15
1984	Morgan, Dave	4	0	0	0	.000	0	0	0	0	0	.000	0	0	0	0	0	0	0	0	.000	.000	0	0
1985	Morgan, Dave	15	3	2	1	.333	0	0	0	0	1	.333	1	0	0	0	0	0	1	0	.500	.833	3	1
1989	Morgan, Doug	4	0	0	0	.000	0	0	0	0	0	.000	0	0	0	0	0	0	0	0	.000	.000	0	0
1990	Mueller, Jon	6	0	2	0	.000	0	0	0	0	0	.000	0	0	0	0	0	0	0	0	.000	.000	2	0
1991	Mueller, Jon	20	28	4	6	.214	0	1	0	1	10	.357	5	0	0	0	0	12	1	1	.267	.624	8	1
1982	Muiznieks, Karlis	1	0	0	0	.000	0	0	0	0	0	.000	0	0	0	0		0	0	0	.000	.000	0	0
1983	Muiznieks, Karlis	7	4	0	0	.000	0	0	0	0	0	.000	0	0	0	0		4	0	0	.000	.000	0	4
2004	Murray, Ryan	2	2	1	1	.500		0	0	0	1	.500	0	0	0	0		0	1	0	.667	1.167		0
2005	Murray, Ryan	25	49	14	16	.327		5	1	1	26	.531	10	2	0	0		9	4	4	.421	.952		6
1990	Nakaguchi, Jeff	11	7	2	2	.286	0	0	0	0	2	.286	1	0	0	0	0	2	0	0	.286	.572	3	0
1991	Nakaguchi, Jeff	16	14	2	4	.286	0	0	0	0	4	.286	1	0	0	0	0	0	5	0	.474	.760	3	1
1972	Nash, Rick	5	4	1	0	.000	0	0	0	0	0	.000	0	0	0	0		1	5	0	.556	.556	1	0
1973	Nash, Rick	30	76	21	23	.303	0	2	0	2	31	.408	14	0	0	7		9	18	2	.448	.856	33	15
2021	Naughten, Owen	2	1	1	1	1.000		0	0	0	1	1.000	0	0	0	0	0	0	0	0	1.000	2.000	0	0
2019	Nehf, Nicholas	8	20	1	9	.450		1	0	0	10	.500	2	0	0	0	0	4	2	0	.500	1.000	0	0
1997	Nelson, David	11	4	4	0	.000	0	0	0	0	0	.508	0	0	0	0	0	1	0	0	.000	.508	4	1
1998	Nelson, David	26	16	5	4	.250	0	1	0	0	5	.000	1		0	3	3	4	0	0	.250	.250		
1965	Nelson, Len	1	60	0	15	.250	0	0	0	2	21	.350	0	0	0	6		0	0	0	.250	.600	2	0
2012	Nelson, Scott	33	99	18	37	.374		5	0	1	45	.455	10	2	0	3	5	16	6	1	.415	.870		1
2013	Nelson, Scott	33	108	13	41	.380		8	1	0	51	.472	26	5				13	6	2	.422	.894		
1984	Noreen, Keith	2	5	0	1	.200	0	0	0	0	1	.200	0	0	0	0	0	2	0	0	.200	.400	0	0

BHS Single Season: Alphabetical Listing of All Players' Batting Statistics

YR	NAME	G	AB	R	H	AVG	GW	2B	3B	HR	TB	SLG	RBI	SAC	SF	SB	ATT	SO	BB	HB	OBA	OPS	OE	E
1985	Noreen, Keith	27	75	27	33	.440	2	4	0	9	64	.853	29	3	0	2	2	13	11	1	.517	1.370	47	2
1986	Noreen, Keith	33	102	49	46	.451	6	7	2	12	93	.912	37	0	2	9	10	2	22	1	.543	1.455	74	4
1978	Noreen, Ken	4	10	1	3	.300	0	0	0	0	3	.300	0	0	0	0		1	4	0	.500	.800	1	0
1979	Noreen, Ken	27	78	14	25	.321	0	6	0	2	37	.474	16	0	0	4		8	20	3	.475	.949	28	1
1977	Noreen, Kevin	2	1	0	0	.000	0	0	0	0	0	.000	0	0	0	0		1	0	0	.000	.000	0	1
1978	Noreen, Kevin	12	1	0	0	.000	0	0	0	0	0	.000	0	0	0	0		0	0	0	.000	.000	0	6
1979	Noreen, Kris	3	3	1	1	.333	0	0	0	0	1	.333	2	0	0	0		1	0	0	.333	.666	3	0
1980	Noreen, Kris	32	95	19	21	.221	0	5	1	0	28	.295	16	1	2	4		13	9	0	.283	.578	35	5
1976	Norton, Tom	8	6	0	3	.500	0	0	0	0	3	.500	3	0	0	0		1	0	0	.500	1.000	3	1
1977	Norton, Tom	18	51	11	14	.275	0	2	0	0	16	.314	10	2	0	0		10	15	0	.439	.753	21	13
1998	Nottke, C J	27	34	8	9	.265	0	2	0	0	11	.000	4		0	2	2	2	7	0	.390	.390		
1999	Nottke, C J	30	86	20	25	.291		4	0	3	38	.000	23	2	2	1		15	6	2	.344	.344	5	2
1975	Nowicke, Roger	9	2	2	0	.000	0	0	0	0	0	.000	1	0	0	0		1	2	0	.500	.500	3	0
1976	Nowicke, Roger	13	16	2	1	.063	0	0	0	0	1	.063	0	0	0	0		5	0	0	.063	.126	2	1
2020	Nowicki, R.J.	1	1	0	0	.000		0	0	0	0	.000	0	0	0	0	0	0	0	0	.000	.000	0	0
2006	O'Connell, Brendan	0	0	0	0	.000		0	0	0	0	.000	0	0	0	0		0	0	0	.000	.000		0
2003	O'Connell, Drew	21	13	5	4	.308	0	1	0	1	8	.615	4	0	0	1		5	3	0	.438	1.053		5
2004	O'Connell, Drew	15	2	1	0	.000		0	0	0	0	.000	0	0	0	3		1	2	0	.500	.500		1
2010	O'Connell, John	31	100	23	36	.360		2	1	1	43	.430	14	1	0	7	14	17	8	2	.418	.848		0
2011	O'Connell, John	30	87	21	30	.345		4	0	3	43	.494	19	2	0	8	8	19	9	1	.412	.906		3
2003	O'Hara, Joe	30	89	23	36	.404	0	7	0	5	58	.652	33	0	0	4		16	18	0	.505	1.157		1
2004	O'Hara, Joe	38	118	29	36	.305		9	1	1	50	.424	28	2	1	15		23	20	4	.420	.844		5
2002	O'Malley, Eric	15	18	2	6	.333		0	0	0	6	.333	2					9	7	3	.571	.904		0
2008	Oakley, Tim	4	5	1	2	.400		0	0	0	2	.400	0	1	0	0		0	5	0	.700	1.100		
2009	Oakley, Tim	36	119	17	29	.244		2	0	0	31	.261	13	4	0	2		23	20	1	.357	.618		5
2021	Oberholzer, Seth	2	1	1	1	1.000		0	0	0	1	1.000	0	0	0	0	0	0	0	0	1.000	2.000		0
2006	Odell, Lee	33	102	14	33	.324		9	0	1	45	.441	16	1	1	6		16	12	0	.391	.832		16
2007	Odell, Lee	15	44	7	8	.182		3	0	0	11	.250	13					1	5	1	.280	.530		
1996	Oliva, Matt	26	52	18	18	.346	1	2	1	1	25	.481	12	0	0	3	5	14	9	0	.443	.924	29	1
1997	Oliva, Matt	40	123	32	44	.358	5	14	1	3	69	.467	27	2	1	6	9	31	13	0	.416	.883	56	7
1995	Olson, Brian	9	3	0	0	.000	0	0	0	0	0	.000	0	0	0	0	0	2	0	1	.250	.250	0	0
1996	Olson, Brian	26	57	11	16	.281	0	1	2	0	21	.368	15	0	2	2	2	12	3	2	.328	.696	26	0
1969	Olson, Dave	12	15	3	2	.133	0	0	0	0	2	.133	1	1	0	0		4	1	0	.188	.321	4	2
1982	Orgler, Joe	17	18	7	2	.111	0	0	0	0	2	.111	0	1	0	0		4	10	1	.448	.559	7	4

BHS Single Season: Alphabetical Listing of All Players' Batting Statistics

YR	NAME	G	AB	R	H	AVG	GW	2B	3B	HR	TB	SLG	RBI	SAC	SF	SB	ATT	SO	BB	HB	OBA	OPS	OE	E
2003	Over, Matt	6	15	3	3	.200	0	0	0	0	3	.200	1	0	0	0		2	1	2	.333	.533		0
2004	Over, Matt	34	84	17	27	.321		7	0	3	43	.512	18	1	0	1		15	13	19	.509	1.021		3
1997	Oviatt, Chip	1	1	0	0	.000	0	0	0	0	0	.365	0	0	0	0	0	0	0	0	.000	.365	0	0
1998	Oviatt, Chip	29	52	14	19	.365	0	3	0	3	31	.400	16		6	1	1	9	8	0	.409	.809		
1982	Oviatt, John	5	1	0	0	.000	0	0	0	0	0	.000	0	0	0	0		1	0	0	.000	.000	0	1
1980	Owen, Chip	32	95	23	32	.337	0	4	3	3	51	.537	28	2	0	6		9	20	0	.452	.989	48	3
1981	Owen, Chip	28	81	19	26	.321	1	5	0	5	46	.568	19	3	3	6		9	11	0	.389	.957	33	3
1981	Owen, Chris	9	8	0	0	.000	0	0	0	0	0	.000	1	0	0	0		7	1	0	.111	.111	1	1
1982	Owen, Chris	20	61	13	21	.344	0	4	0	3	34	.557	18	1	0	0		10	20	0	.506	1.063	28	7
2017	Owsley, Mikey	9	10	1	4	.400		0	0	0	4	.400	5	0	0	0	0	1	1	1	.500	.900		0
2018	Owsley, Mikey	33	85	15	20	.235		1	1	0	23	.271	23	1	1	4	8	15	23	4	.416	.687	6	1
2021	Pallan, Bruno	16	39	10	12	.308		2	0	1	17	.436	14	0	0	3	3	5	8	0	.426	.862	1	3
2022	Pallan, Bruno	9	17	2	4	.235		0	0	0	4	.235	1	1	0	0	0	6	2	1	.350	.585	2	1
2002	Pantanella, Chris	0	0	0	0	.000		0	0	0	0	.000	0					0	0	0	.000	.000		0
2006	Parry, Billy	2	0	0	0	.000		0	0	0	0	.000	0	0	0	0		0	0	0	.000	.000		0
1980	Pate, Don	1	1	2	0	.000	0	0	0	0	0	.000	0	0	0	0		0	2	0	.667	.667	2	0
2000	Payton, Grant	12	3	0	1	.333		1	0	0	2	.667	1					1	0	0	.333	1.000		
2001	Payton, Grant	14	1	0	0	.000		0	0	0	0	.000	0			0		0	1	0	.500	.500		
1973	Pease, Scott	3	1	0	1	1.000	0	0	0	0	1	1.000	0	1	0	0		0	0	0	1.000	2.000	0	0
2019	Pecora, Johnny	13	13	3	2	.154		1	0	0	3	.231	2	0	0	0	0	3	2	0	.267	.497	1	0
1985	Pelletiere, Doug	4	1	1	1	1.000	0	0	0	0	1	1.000	0	0	0	0	0	0	0	0	1.000	2.000	1	0
1984	Pena, Carlos	1	2	0	1	.500	0	1	0	0	2	1.000	1	0	0	0	0	0	0	0	.500	1.500	1	0
1985	Pena, Carlos	12	17	3	9	.529	0	3	0	1	15	.882	4	0	0	0	0	0	2	0	.579	1.461	6	0
1971	Perry, Steve	9	13	1	4	.308	0	1	0	0	5	.385	4	3	0	0		2	1	0	.357	.742	5	3
1972	Perry, Steve	14	27	5	6	.222	0	1	0	1	10	.370	3	1	0	0		9	4	0	.323	.693	7	4
2018	Peters, Andrew	1	0	0	0	.000		0	0	0	0	.000	0	0	0	0	0	0	0	0	.000	.000	0	0
2013	Petersen, Jake	32	89	15	27	.303		4	0	0	31	.348	11	2				25	11	2	.392	.740		2
2014	Petersen, Jake	37	123	15	47	.382		13	1	2	68	.553	23	0	3	2	2	9	10	6	.444	.997	4	4
2015	Petersen, Jake	32	104	18	38	.365		8	2	1	53	.510	19	1	1	1	1	8	10	6	.446	.956	7	5
2019	Petersen, Rayth	36	107	41	37	.346		8	0	0	45	.421	22	1	2	9	10	15	24	5	.478	.899	3	10
1991	Peterson, Chris	4	3	1	1	.333	0	0	0	0	1	.333	0	0	0	0	0	1	1	0	.500	.833	1	0
1993	Peterson, Matt	30	72	12	22	.306	3	2	0	1	27	.375	8	0	0	0	1	12	10	2	.405	.780	19	4
1977	Peterson, Steve	3	11	2	3	.273	0	0	0	0	3	.273	0	0	0	0		1	3	0	.429	.702	2	1
1978	Peterson, Steve	29	69	16	21	.304	0	1	0	3	31	.449	26	5	0	4		6	14	0	.422	.871	39	2

BHS Single Season: Alphabetical Listing of All Players' Batting Statistics

YR	NAME	G	AB	R	H	AVG	GW	2B	3B	HR	TB	SLG	RBI	SAC	SF	SB	ATT	SO	BB	HB	OBA	OPS	OE	E
1979	Pfeiffer, Dan	9	23	4	5	.217	0	0	1	0	7	.304	3	0	0	1		3	3	0	.308	.612	7	2
1980	Pfeiffer, Dan	30	90	23	28	.311	0	3	1	1	36	.400	20	1	0	7		9	12	0	.392	.792	42	8
2013	Pfeiffer, Mitch	34	112	36	45	.402		7	3	0	58	.518	13	6		25	27	19	13	3	.477	.995		2
2014	Pfeiffer, Mitch	37	124	37	47	.379		7	0	1	57	.460	19	2	0	29	31	21	23	2	.483	.943	1	2
2015	Pfeiffer, Mitch	34	113	40	37	.327		5	1	2	50	.442	13	4	1	13	16	21	14	1	.403	.846	9	3
1996	Phillips, Ryan	4	2	1	0	.000	0	0	0	0	0	.000	0	0	0	0	0	1	0	0	.000	.000	1	0
1989	Phillips, Vince	2	2	0	0	.000	0	0	0	0	0	.000	0	0	0	0	0	0	0	0	.000	.000	1	0
2001	Pierce, Jason	35	97	24	24	.247		2	0	0	26	.268	18			0		36	20	0	.376	.644		
2002	Pierce, Jason	25	77	11	19	.247		1	0	0	20	.260	4					27	10	0	.333	.593		20
1992	Piersanti, Frank	7	7	2	0	.000	0	0	0	0	0	.000	0	0	0	0	0	3	2	0	.222	.222	2	2
2012	Pietrzak, Matt	0	0	0	0	.000		0	0	0	0	.000	0	0	0	0	0	0	0	0	.000	.000		0
1975	Pinckley, Steve	1	1	0	0	.000	0	0	0	0	0	.000	0	0	0	0		1	0	0	.000	.000	0	0
1987	Plaskas, Brett	35	107	34	43	.402	2	7	1	0	52	.486	23	2	0	16	20	12	13	0	.467	.953	57	9
1988	Plaskas, Brett	35	130	40	40	.308	0	2	1	0	44	.338	20	1	1	36	37	14	9	1	.355	.693	60	15
2019	Podlesnik, Johnny	20	39	7	12	.308		1	0	1	16	.410	6	0	0	5	5	9	5	2	.413	.823	0	0
2022	Podlesnik, Patrick	2	5	0	1	.200		0	0	0	1	.200	2	0	0	0	0	1	0	0	.200	.400	0	0
1966	Pohlman, Bud	6	5	2	0	.000	0	0	0	0	0	.000	0	0	0	0		3	2	0	.286	.286	2	0
1967	Pohlman, Bud	25	64	0	18	.281	0	8	0	0	26	.406		0	0	0				0	.281	.687	0	0
1997	Pohlman, Dan	14	22	6	5	.227	0	2	0	0	7	.271	3	0	0	0	0	5	3	0	.320	.591	11	4
1998	Pohlman, Dan	40	119	35	49	.412	4	8	1	10	89	.222	44		0	2	3	15	14	2	.481	.703		
1999	Pohlman, Dan	35	99	42	43	.434		9	2	11	89	.899	53	0	3	0		14	19	3	.524	1.423	4	3
2000	Pohlman, Dan	37	104	49	53	.510		10	1	14	107	1.029	51					8	31	2	.628	1.657		
1969	Pohlman, Steve	18	37	5	12	.324	0	1	0	0	13	.351	6	2	0	1		7	5	0	.405	.756	11	0
1970	Pohlman, Steve	18	19	3	4	.211	0	2	0	0	6	.316	7	2	0	0		4	4	0	.348	.664	10	1
2011	Poidomani, Macray	26	85	18	25	.294		2	0	0	27	.318	9	0	0	2	3	11	13	1	.394	.712		4
2012	Poidomani, Macray	33	110	24	38	.345		8	0	3	55	.500	17	1	1	4	5	11	9	5	.416	.916		4
2013	Poidomani, Macray	34	103	18	29	.282		5	0	1	37	.359	19	4				10	9	4	.362	.721		1
1990	Pollack, Brian	14	45	14	15	.333	0	2	0	1	20	.444	1	0	0	4	4	5	7	2	.444	.888	14	1
1991	Pollack, Brian	29	86	20	23	.267	3	2	3	0	31	.360	15	3	1	9	11	7	7	1	.326	.686	35	5
1992	Pollack, Brian	32	104	29	40	.385	2	12	1	2	60	.577	19	4	3	16	22	8	13	0	.442	1.019	46	5
1999	Pollack, Chris	7	12	0	4	.333		0	0	0	4	.333	1	0	0	0		4	1	0	.385	.718	0	0
1990	Pollack, Wally	25	62	10	21	.339	1	3	0	0	24	.387	8	1	0	0	0	5	5	2	.406	.793	18	0
1997	Porsche, Mark	7	3	4	1	.333	0	0	0	0	1	.406	0	0	0	1	1	0	1	0	.500	.906	4	0
1982	Porter, Stu	2	3	1	1	.333	0	0	0	0	1	.333	0	0	0	0		0	0	0	.333	.666	1	0

BHS Single Season: Alphabetical Listing of All Players' Batting Statistics

YR	NAME	G	AB	R	H	AVG	GW	2B	3B	HR	TB	SLG	RBI	SAC	SF	SB	ATT	SO	BB	HB	OBA	OPS	OE	E
1983	Porter, Stu	27	78	14	18	.231	0	3	1	1	26	.333	18	7	0	1		14	5	0	.277	.610	31	4
1972	Possehl, Bill	2	3	0	1	.333	0	0	0	0	1	.333	1	0	0	0		1	0	0	.333	.666	1	0
1991	Post, Mark	34	92	13	25	.272	1	7	0	2	38	.413	25	0	0	2	4	16	8	5	.362	.775	36	15
1992	Post, Mark	29	89	17	26	.292	2	4	2	1	37	.416	16	4	1	2	3	18	6	1	.340	.756	32	15
2013	Powell, Brad	1	0	1	0	.000		0	0	0	0	.000	0	0				0	0	0	.000	.000		
1988	Pratz, Wade	1	0	0	0	.000	0	0	0	0	0	.000	0	0	0	0	0	0	0	0	.000	.000	0	0
1977	Proska, Bill	22	50	7	12	.240	0	0	0	0	12	.240	6	1	0	4		10	10	1	.377	.617	13	7
1978	Proska, Bill	29	79	19	29	.367	0	3	2	0	36	.456	17	2	0	0		5	11	1	.451	.907	36	11
1974	Proska, Mike	28	61	13	18	.295	0	4	1	0	24	.393	12	1	0	8		17	12	0	.411	.804	25	10
1975	Proska, Mike	31	88	25	31	.352	0	3	1	0	36	.409	11	0	0	10		11	9	0	.412	.821	36	8
2014	Quade, Nathan	13	3	7	0	.000		0	0	0	0	.000	0	0	0	0	0	2	0	0	.000	.000	0	0
1993	Quinn, Brian	1	3	1	0	.000	0	0	0	0	0	.000	0	0	0	0	0	0	0	0	.000	.000	1	0
1991	Radosh, Ryan	11	11	1	5	.455	0	0	0	0	5	.455	1	0	1	0	0	2	3	0	.533	.988	2	3
1992	Radosh, Ryan	30	91	14	36	.396	4	14	0	0	50	.549	14	2	1	2	2	10	5	0	.423	.972	28	6
2015	Raider, Chris	22	1	10	0	.000		0	0	0	0	.000	0	0	0	0	1	1	0	0	.000	.000	0	0
1999	Ramirez, Felix	4	3	1	1	.333		0	0	0	1	.333	1	0	0	0		2	2	0	.600	.933	0	1
2000	Ramirez, Rogelio	0	0	0	0	.000		0	0	0	0	.000	0					0	0	0	.000	.000		
2001	Ramirez, Rogelio	11	3	0	0	.000		0	0	0	0	.000	0			0		0	0	0	.000	.000		
2021	Rasmussen, Mason	23	63	3	20	.317		2	0	0	22	.349	7	2	0	1	1	11	8	2	.411	.760	5	2
2022	Rasmussen, Mason	33	99	4	33	.333		4	0	3	46	.465	21	0	2	0	0	24	9	5	.409	.873	2	2
1993	Rasmussen, Steve	17	23	8	6	.261	1	1	0	0	7	.304	3	0	1	0	0	5	4	0	.357	.661	11	0
1994	Rasmussen, Steve	32	49	6	11	.224	3	4	0	0	15	.306	6	0	1	0	1	5	8	0	.328	.634	12	5
2009	Rathman, Paul	0	0	0	0	.000		0	0	0	0	.000	0	0	0	0		0	0	0	.000	.000		0
2010	Rathman, Paul	11	24	2	6	.250		1	0	0	7	.292	5	0	0	0	0	8	4	1	.379	.671		3
1986	Raymond, Doug	13	19	5	9	.474	1	2	0	2	17	.895	4	0	0	0	0	2	2	1	.545	1.440	7	0
1987	Raymond, Doug	35	77	15	26	.338	0	4	1	2	38	.494	19	1	1	1	1	16	5	1	.381	.875	32	4
1988	Raymond, Joe	2	1	0	0	.000	0	0	0	0	0	.000	0	0	0	0	0	0	0	0	.000	.000	0	0
1989	Raymond, Joe	16	19	8	6	.316	0	0	0	0	6	.316	5	0	0	2	2	5	0	0	.316	.632	13	3
2018	Raynor, Max	15	15	4	5	.333		0	0	0	5	.333	2	0	0	0	0	0	1	0	.375	.708	2	0
2019	Raynor, Max	31	87	26	30	.345		5	0	3	44	.506	20	2	2	7	8	24	7	4	.410	.916	7	3
2003	Redpath, Chris	10	28	2	4	.143	0	1	0	0	5	.179	1	0	0	0		6	2	0	.200	.379		3
2004	Redpath, Chris	11	26	2	4	.154		1	0	0	5	.192	6	1	0	0		5	1	0	.185	.377		1
2010	Redpath, Max	18	55	3	16	.291		0	0	0	16	.291	4	0	1	0	0	8	1	0	.298	.589		4
2011	Redpath, Max	27	72	11	17	.236		1	0	0	18	.250	6	0	1	0	0	17	1	3	.273	.523		5

BHS Single Season: Alphabetical Listing of All Players' Batting Statistics

YR	NAME	G	AB	R	H	AVG	GW	2B	3B	HR	TB	SLG	RBI	SAC	SF	SB	ATT	SO	BB	HB	OBA	OPS	OE	E
2012	Redpath, Max	33	96	16	32	.333		10	0	1	45	.469	13	0	0	0	0	9	7	5	.407	.876		10
1970	Reed, Glenn	9	12	3	4	.333	0	0	0	0	4	.333	2	0	0	0		2	1	0	.385	.718	5	0
1971	Reed, Glenn	18	57	18	20	.351	0	1	1	1	26	.456	17	1	0	0		9	17	4	.526	.982	34	1
1994	Rengel, Nick	8	5	0	2	.400	0	0	1	0	4	.800	1	0	0	0	0	2	0	0	.400	1.200	1	2
1995	Rengel, Nick	24	44	10	12	.273	0	3	0	0	15	.341	5	1	0	0	0	6	6	0	.360	.701	15	5
1996	Rengel, Nick	37	111	28	48	.432	3	12	0	3	69	.622	27	1	0	0	0	16	14	2	.504	1.126	42	13
1969	Rice, Bob	7	10	0	0	.000	0	0	0	0	0	.000	0	1	0	0		1	1	0	.091	.091	0	0
1973	Rife, Tim	31	106	31	29	.274	0	8	3	1	46	.434	8	1	0	17		28	11	1	.347	.781	38	11
1974	Rife, Tim	30	103	42	38	.369	0	7	2	0	49	.476	14	2	0	25		19	16	3	.467	.943	56	15
1998	Rische Christian	1	1	0	0	.000	0	0	0	0	0	.192	0		0	0	0	0	0	0	.000	.192		
1999	Rische Christian	3	0	0	0	.000		0	0	0	0	.000	0	0	0	0		0	0	0	.000	.000	0	0
2006	Rische, Clay	7	0	0	0	.000		0	0	0	0	.000	0	1	0	0		0	0	0	.000	.000		1
1987	Ritchie, Branden	1	0	0	0	.000	0	0	0	0	0	.000	0	0	0	0	0	0	0	0	.000	.000	0	1
1988	Ritchie, Branden	9	2	0	0	.000	0	0	0	0	0	.000	0	0	0	0	0	0	0	0	.000	.000	0	1
2000	Ritter, Aaron	31	91	15	25	.275		5	0	1	33	.363	15					18	7	1	.333	.696		
1987	Ritter, Drew	12	14	2	3	.214	0	1	0	0	4	.286	2	0	2	0	0	6	1	1	.278	.564	4	1
1988	Rives, Steve	28	26	10	5	.192	0	0	0	1	8	.308	3	2	0	4	5	6	1	2	.276	.584	12	2
1989	Rives, Steve	33	98	28	23	.235	0	3	1	1	31	.316	13	1	1	28	35	19	23	2	.387	.703	40	5
1990	Robbins, Tim	1	0	1	0	.000	0	0	0	0	0	.000	0	0	0	0	0	0	0	0	.000	.000	1	0
1969	Robertson, Clyde	11	17	6	2	.118	0	0	0	0	2	.118	2	1	0	1		7	2	1	.250	.368	8	3
1966	Robey, Rich	1	1	1	1	1.000	0	0	0	0	1	1.000	0	0	0	0		0	0	0	1.000	2.000	1	0
2015	Rochwick, Austin	13	23	4	7	.304		1	0	0	8	.348	6	0	0	2	2	3	1	3	.407	.755	0	0
2002	Rodgers, Kyle	4	3	1	0	.000		0	0	0	0	.000	0					2	0	0	.000	.000		0
2003	Rodgers, Kyle	6	4	1	1	.250	0	0	0	0	1	.250	0	0	0	0		1	1	0	.400	.650		0
1987	Rodsky, Steve	15	8	3	2	.250	0	0	1	0	4	.500	3	0	0	0	0	2	2	0	.400	.900	6	0
1988	Rodsky, Steve	30	39	6	11	.282	0	1	0	0	12	.308	8	3	0	3	4	4	4	1	.364	.672	14	3
1970	Roesslein, Mike	26	72	23	25	.347	0	6	1	1	36	.500	23	4	0	12		7	12	1	.447	.947	45	6
1971	Roesslein, Mike	30	99	29	49	.495	0	5	6	2	72	.727	43	5	0	6		5	6	2	.533	1.260	70	7
2009	Rogers, Chris	1	0	0	0	.000		0	0	0	0	.000	0	0	0	0		0	0	0	.000	.000		1
2010	Rogers, Chris	10	2	0	0	.000		0	0	0	0	.000	0	0	0	0	0	2	0	0	.000	.000		0
2011	Rogers, Jon	2	0	0	0	.000		0	0	0	0	.000	0	0	0	0	0	0	0	0	.000	.000		1
2012	Rogers, Jon	2	0	0	0	.000		0	0	0	0	.000	0	0	0	0	0	0	0	0	.000	.000		2
1984	Rohn, Eric	3	3	0	0	.000	0	0	0	0	0	.000	0	0	0	0	0	1	0	0	.000	.000	0	0
1985	Rohn, Eric	18	28	5	8	.286	1	2	0	0	10	.357	5	0	0	1	1	8	6	1	.429	.786	10	4

BHS Single Season: Alphabetical Listing of All Players' Batting Statistics

YR	NAME	G	AB	R	H	AVG	GW	2B	3B	HR	TB	SLG	RBI	SAC	SF	SB	ATT	SO	BB	HB	OBA	OPS	OE	E
2003	Romozzi, Gino	1	1	1	1	1.000	0	0	0	0	1	1.000	0	0	0	0	0	0	0	0	1.000	2.000		0
2017	Rosales, Juan	1	1	0	0	.000		0	0	0	0	.000	0	0	0	0	0	1	0	0	.000	.000		0
2016	Rose, Alex	8	0	2	0	.000		0	0	0	0	.000	0	0	0	2	2	0	0	0	.000	.000	0	0
2017	Rose, Alex	12	15	3	2	.133		0	0	0	2	.133	1	1	0	1	1	8	1	0	.188	.321		1
1990	Ross, Todd	24	27	7	5	.185	0	1	0	0	6	.222	3	1	0	0	0	5	5	0	.313	.535	10	0
1991	Ross, Todd	33	82	31	23	.280	2	8	0	0	31	.378	14	3	1	8	9	17	20	2	.429	.807	45	3
2006	Rudnicki, Chris	22	52	6	11	.212		1	0	0	12	.231	3	0	1	0		11	5	0	.276	.507		0
2007	Rudnicki, Chris	21	49	10	12	.245		0	1	0	14	.286	7					8	4	2	.327	.613		
1982	Ruer, Bob	10	7	3	1	.143	0	0	0	0	1	.143	0	0	0	0		3	1	1	.333	.476	3	8
2022	Ruff, Owen	1	0	1	0	.000		0	0	0	0	.000	0	0	0	0		0	0	0	.000	.000	0	0
1970	Rusch, Scott	15	19	1	3	.158	0	0	0	0	3	.158	2	0	0	0		3	0	0	.158	.316	3	0
1971	Rusch, Scott	29	96	34	30	.313	0	3	1	1	38	.396	14	3	0	1		13	14	0	.400	.796	47	3
1993	Russotiesi, Sal	9	9	1	2	.222	0	0	0	0	2	.222	1	0	0	0	0	2	2	0	.364	.586	2	1
1994	Russotiesi, Sal	10	17	4	5	.294	0	1	0	0	6	.353	4	0	0	0	0	0	1	2	.400	.753	8	0
1976	Ryckman, Kurt	6	0	0	0	.000	0	0	0	0	0	.000	0	0	0	0		0	0	0	.000	.000	0	3
1977	Ryckman, Kurt	10	5	1	1	.200	0	0	0	0	1	.200	0	0	0	0		0	0	0	.200	.400	1	2
2002	Salzenstein, Collin	8	31	3	8	.258		2	0	0	10	.323	2					1	0	0	.258	.581		1
2003	Salzenstein, Collin	30	100	36	41	.410	0	5	2	0	50	.500	18	1	1	11		4	14	0	.478	.978		7
2004	Salzenstein, Collin	38	137	34	54	.394		6	1	0	62	.453	21	1	2	16		2	11	0	.433	.886		17
1989	Sander, Matt	10	0	0	0	.000	0	0	0	0	0	.000	0	0	0	0	0	0	0	0	.000	.000	0	0
1990	Sander, Matt	32	45	6	11	.244	1	4	0	0	15	.333	7	0	0	0	1	6	4	1	.320	.653	13	12
2005	Sandoval, Javier	7	7	2	1	.143		0	0	0	1	.143	2	0	0	0		2	1	0	.250	.393		1
1998	Sansone, Jeff	22	12	6	4	.333	0	1	1	0	7	.643	1		0	0	0	4	1	0	.385	1.028		
1999	Sansone, Jeff	33	91	22	27	.297		7	0	1	37	.407	14	2	0	3		15	9	2	.373	.780	2	11
2002	Santiago, Josh	7	9	0	1	.111		1	0	0	2	.222	0					4	1	0	.200	.422		1
2003	Santiago, Josh	12	27	5	9	.333	0	3	0	1	15	.556	8	0	0	0		4	3	1	.419	.975		4
1969	Sass, Chuck	21	48	4	11	.229	0	3	1	0	16	.333	8	2	0	0		10	7	1	.339	.672	12	6
1989	Savacool, Scott	7	6	0	0	.000	0	0	0	0	0	.000	0	0	0	0	0	2	0	0	.000	.000	1	1
1990	Savacool, Scott	27	65	9	23	.354	0	7	0	0	30	.462	13	2	0	0	1	15	7	1	.425	.887	22	3
1989	Saveley, Chad	2	2	1	1	.500	0	0	0	0	1	.500	0	0	0	0	0	0	0	0	.500	1.000	0	0
1990	Saveley, Chad	35	117	25	43	.368	2	12	1	4	69	.590	39	1	3	5	6	7	4	0	.379	.969	60	7
1993	Saveley, Ken	9	23	5	6	.261	0	2	0	0	8	.348	1	0	0	2	2	4	2	0	.320	.668	6	2
1994	Saveley, Ken	38	130	42	47	.362	2	6	2	2	63	.485	25	1	1	12	14	5	10	3	.417	.902	65	13
1995	Saveley, Ken	40	128	38	49	.383	3	8	2	2	67	.523	31	1	2	16	16	3	14	2	.445	.968	67	5

BHS Single Season: Alphabetical Listing of All Players' Batting Statistics

YR	NAME	G	AB	R	H	AVG	GW	2B	3B	HR	TB	SLG	RBI	SAC	SF	SB	ATT	SO	BB	HB	OBA	OPS	OE	E
1996	Sayre, Jess	3	5	1	1	.200	0	1	0	0	2	.400	0	0	0	0	0	1	0	0	.200	.600	1	0
1997	Sayre, Jess	39	112	26	47	.420	3	7	0	1	57	.313	26	0	1	3	6	5	23	0	.515	.828	51	10
1998	Sayre, Jess	38	108	41	48	.444	7	11	1	4	73	.478	46		2	4	4	6	21	1	.530	1.008		
2009	Scheffler, Jack	34	98	23	25	.255		6	0	5	46	.469	18	1	0	2		28	12	9	.387	.856		14
2010	Scheffler, Jack	33	95	19	30	.316		5	0	2	41	.432	27	1	4	1	1	19	15	0	.395	.827		6
2011	Scheffler, Jack	22	61	10	21	.344		7	0	4	40	.656	5	0	0	0	0	10	10	3	.459	1.115	34	3
2005	Schell, Teddy	41	129	31	45	.349		11	1	3	67	.519	36	0	2	1		15	9	2	.394	.913		9
2006	Schell, Teddy	25	72	12	15	.208		0	0	3	24	.333	15	0	1	1		18	6	0	.266	.599		1
2007	Schell, Teddy	20	51	8	12	.235		2	0	0	14	.275	7					7	6	0	.316	.591		
2005	Schild, Colin	1	1	0	0	.000		0	0	0	0	.000	0	0	0	0		1	0	0	.000	.000		0
1990	Schmalz, Darin	2	2	0	0	.000	0	0	0	0	0	.000	0	0	0	0	0	1	1	0	.333	.333	0	0
1991	Schmalz, Darin	31	81	23	26	.321	1	3	2	0	33	.407	18	2	3	6	11	10	14	0	.408	.815	41	2
1992	Schmalz, Darin	32	95	18	40	.421	2	7	0	0	47	.495	15	2	1	6	9	6	13	0	.486	.981	33	9
1993	Schmalz, Darin	31	95	31	39	.411	6	12	1	3	62	.653	20	0	1	6	8	6	15	1	.491	1.144	48	8
1990	Schmidt, Eric	1	1	0	0	.000	0	0	0	0	0	.000	0	0	0	0	0	0	0	0	.000	.000	0	0
2021	Schnaubelt, Kurt	17	10	7	4	.400		1	0	0	5	.500	4	0	0	1	1	4	0	0	.400	.900	0	1
2022	Schnaubelt, Kurt	21	10	15	3	.300		0	0	0	3	.300	1	0	0	3	4	2	1	1	.417	.717	0	2
2002	Schneider, John	29	69	21	17	.246		1	0	2	24	.348	12					13	12	0	.358	.706		5
2022	Schneider, Kade	18	36	3	10	.278		1	0	0	11	.306	7	0	0	2	2	12	2	0	.316	.621	2	3
2002	Schneider, Mike	13	26	2	8	.346		1	0	0	10	.385	6					6	2	0	.357	.742		2
2003	Schneider, Mike	23	59	24	17	.288	0	4	0	0	21	.356	11	4	1	2		10	7	5	.403	.759		0
1988	Schubbe, Chris	11	0	0	0	.000	0	0	0	0	0	.000	0	0	0	0	0	0	0	0	.000	.000	0	2
1989	Schubbe, Chris	16	1	0	0	.000	0	0	0	0	0	.000	0	0	0	0	0	1	1	0	.500	.500	0	1
1980	Schuerg, Chris	14	26	10	9	.346	0	2	2	0	15	.577	8	0	0	1		7	4	1	.452	1.029	18	0
1981	Schuerg, Chris	28	98	16	35	.357	2	2	1	3	48	.490	23	1	0	1		13	7	0	.400	.890	36	10
1984	Schultz, Rob	1	1	0	0	.000	0	0	0	0	0	.000	0	0	0	0	0	0	0	0	.000	.000	0	0
2001	Schultz, Steve	3	1	0	0	.000		0	0	0	0	.000	0					0	0	0	.000	.000		
2002	Schultz, Steve	2	0	0	0	.000		0	0	0	0	.000	0					0	0	0	.000	.000		2
1994	Schumaker, Hunter	1	0	0	0	.000	0	0	0	0	0	.000	0	0	0	0	0	0	1	0	1.000	1.000	0	1
1988	Schumaker, Jason	14	39	11	11	.282	0	2	0	2	19	.487	10	0	0	2	2	8	5	0	.364	.851	19	3
1989	Schumaker, Jason	35	99	28	40	.404	7	9	2	7	74	.747	31	0	1	8	8	21	18	2	.500	1.247	52	8
1990	Schumaker, Jason	33	94	44	33	.351	6	3	1	12	74	.787	40	0	1	18	18	13	23	5	.496	1.283	72	7
1992	Schumaker, Ryan	4	12	1	1	.083	0	0	0	0	1	.083	1	0	0	0	0	1	0	0	.083	.166	2	1
1993	Schumaker, Ryan	31	69	22	19	.275	1	4	0	6	41	.594	17	1	1	3	5	23	17	1	.420	1.014	33	6

BHS Single Season: Alphabetical Listing of All Players' Batting Statistics

YR	NAME	G	AB	R	H	AVG	GW	2B	3B	HR	TB	SLG	RBI	SAC	SF	SB	ATT	SO	BB	HB	OBA	OPS	OE	E
1994	Schumaker, Ryan	37	111	23	39	.351	0	12	0	4	63	.568	25	0	2	2	3	20	16	1	.431	.999	44	8
1975	Schwartzberg, Jim	3	1	1	0	.000	0	0	0	0	0	.000	0	0	0	0		0	0	1	.500	.500	1	0
1976	Schwartzberg, Jim	35	116	31	37	.319	0	6	2	0	47	.405	21	5	0	5		5	8	12	.419	.824	52	0
1971	Schwartzberg, Mike	16	30	12	10	.333	0	1	1	0	13	.433	5	0	0	6		8	6	1	.459	.892	17	2
1972	Schwartzberg, Mike	15	44	11	15	.341	0	0	1	0	17	.386	5	1	0	6		15	5	1	.420	.806	16	2
2013	Sciaccotta, Joey	29	46	15	14	.304		0	0	0	14	.304	8	5				9	9	3	.448	.752		2
2014	Sciaccotta, Joey	37	76	13	19	.250		2	0	0	21	.276	15	9	0	1	3	7	11	3	.367	.643	1	2
2018	Seagrist, John	13	26	1	2	.077		1	0	0	3	.115	5	0	0	0	0	7	2	2	.200	.315	3	0
2019	Seagrist, John	38	110	13	38	.345		9	0	5	62	.564	45	1	3	1	2	22	12	8	.436	1.000	6	3
1977	Seaton, Joe	3	0	0	0	.000	0	0	0	0	0	.000	0	0	0	0		0	0	0	.000	.000	0	4
1978	Seaton, Joe	14	1	0	0	.000	0	0	0	0	0	.000	0	0	0	0		1	0	0	.000	.000	0	3
2017	Seibert, Devin	17	10	9	0	.000		0	0	0	0	.000	3	0	0	2	3	5	1	2	.231	.231		0
1974	Semcken, Harry	5	5	1	1	.200	0	0	0	0	1	.200	2	0	0	0		3	0	0	.200	.400	3	0
2019	Sesin, Tommy	2	2	1	0	.000		0	0	0	0	.000	0	0	0	2	2	0	0	0	.000	.000	0	0
2014	Shabez, Art	1	0	0	0	.000		0	0	0	0	.000	0	0	0	0	0	0	0	0	.000	.000	0	0
1969	Shade, Gary	6	3	1	0	.000	0	0	0	0	0	.000	0	0	0	0		2	1	0	.250	.250	1	1
2001	Shaeffer, Bill	6	4	1	1	.250		1	0	0	2	.500	3					2	1	0	.400	.900		
2000	Shanders, Mike	2	2	0	1	.500		0	0	0	1	.500	0					0	0	0	.500	1.000		
2001	Shanders, Mike	6	0	0	0	.000		0	0	0	0	.000	0					0	0	0	.000	.000		
2002	Shanders, Mike	11	0	0	0	.000		0	0	0	0	.000	0					0	0	0	.000	.000		5
2011	Shattuck, John	4	6	0	1	.167		0	0	0	1	.167	0	0	0	0	0	1	0	1	.286	.453		1
2012	Shattuck, John	5	8	0	2	.250		0	0	0	2	.250	1	0	0	0	0	2	0	0	.250	.500		1
1974	Shaw, Neil	6	3	1	1	.333	0	1	0	0	2	.667	1	0	0	0		1	1	0	.500	1.167	2	0
1999	Sheehan, Nick	0	0	0	0	.000		0	0	0	0	.000	0	0	0	0		0	0	0	.000	.000	0	0
2000	Sheehan, Nick	1	0	0	0	.000		0	0	0	0	.000	0					0	0	0	.000	.000		
2008	Sheetz, Joe	8	0	4	0	.000		0	0	0	0	.000	0	0	0	0		0	0	1	1.000	1.000		
1975	Shellenback, Carl	30	84	17	14	.167	0	0	1	1	19	.226	14	7	0	12		17	11	3	.286	.512	30	10
1976	Shellenback, Carl	35	110	41	38	.345	0	4	2	2	52	.473	21	3	0	22		25	25	2	.474	.947	60	3
1976	Shellenback, Eric	7	2	0	0	.000	0	0	0	0	0	.000	0	0	0	0		2	0	0	.000	.000	0	1
1977	Shellenback, Eric	29	88	29	36	.409	0	4	3	5	61	.693	25	3	0	10		9	9	0	.464	1.157	49	4
1978	Shellenback, Eric	30	85	36	31	.365	0	5	3	5	57	.671	22	4	0	7		20	22	3	.509	1.180	53	6
1973	Shellenback, Frank	11	25	8	7	.280	0	1	0	1	11	.440	3	0	0	4		7	6	1	.438	.878	10	0
1974	Shellenback, Frank	30	95	36	40	.421	0	12	4	6	78	.821	40	3	0	9		21	14	3	.509	1.330	70	2
1975	Shellenback, Frank	32	91	37	38	.418	0	7	2	1	52	.571	33	2	0	23		7	31	2	.573	1.144	69	3

BHS Single Season: Alphabetical Listing of All Players' Batting Statistics

YR	NAME	G	AB	R	H	AVG	GW	2B	3B	HR	TB	SLG	RBI	SAC	SF	SB	ATT	SO	BB	HB	OBA	OPS	OE	E
2007	Shelton, Derek	10	31	24	7	.226		0	0	0	7	.226	2					7	5	1	.351	.577		
2003	Shelton, Josh	3	2	1	0	.000	0	0	0	0	0	.000	0	0	0	0		1	1	0	.333	.333		0
1999	Shelton, Tim	0	0	0	0	.000		0	0	0	0	.000	0	0	0	0		0	0	0	.000	.000	0	0
1996	Shemmer, Matt	19	18	5	6	.333	0	3	0	0	9	.500	5	0	0	0	0	4	1	0	.368	.868	10	0
1997	Shemmer, Matt	37	78	13	23	.295	0	1	0	0	24	.305	12	2	1	5	6	5	8	2	.371	.676	25	11
2004	Sherlock, Will	5	1	1	1	1.000		0	0	0	1	1.000	1	0	0	0		0	0	0	1.000	2.000		0
2005	Sherlock, Will	4	1	0	0	.000		0	0	0	0	.000	0	0	0	0		1	0	0	.000	.000		0
1982	Short, Joe	2	1	0	0	.000	0	0	0	0	0	.000	0	0	0	0		0	0	0	.000	.000	0	1
1983	Short, Joe	7	22	3	7	.318	0	1	0	0	8	.364	4	0	0	0		5	3	0	.400	.764	7	2
1982	Shotkoski, Dave	13	3	0	1	.333	0	0	0	0	1	.333	1	0	0	0		1	0	0	.333	.666	1	1
1983	Shotkoski, Dave	14	0	0	0	.000	0	0	0	0	0	.000	0	0	0	0		0	0	0	.000	.000	0	1
1973	Simond, Rob	3	7	1	2	.286	0	0	0	0	2	.286	0	0	0	0		3	0	0	.286	.572	1	1
1975	Simond, Rob	14	30	5	16	.533	0	3	0	0	19	.633	10	0	0	1		2	2	0	.563	1.196	15	5
2013	Sincox, Reed	6	7	0	0	.000		0	0	0	0	.000	0	0				3	0	1	.125	.125		
2014	Sincox, Reed	9	9	0	1	.111		0	0	0	1	.111	0	0	0	0	0	2	1	0	.200	.311	0	0
1993	Sislow, Mike	15	11	6	3	.273	0	0	1	0	5	.455	0	0	0	1	2	2	0	1	.333	.788	6	1
1994	Sislow, Mike	27	22	12	5	.227	0	0	0	0	5	.227	3	1	0	0	0	4	5	0	.370	.597	15	1
1982	Skaggs, Tim	6	16	4	4	.250	0	1	0	0	5	.313	2	0	0	2		5	3	0	.368	.681	6	0
1983	Skaggs, Tim	30	86	25	38	.442	0	9	2	3	60	.698	11	6	0	8		12	7	0	.484	1.182	33	1
1979	Skoczylas, Jeff	21	53	18	18	.340	0	2	4	1	31	.585	8	1	0	3		6	15	0	.485	1.070	25	7
1980	Skoczylas, Jeff	29	88	27	21	.239	0	1	0	0	22	.250	4	5	0	7		11	12	1	.337	.587	31	6
1978	Skogh, Bill	4	11	1	2	.182	0	0	1	0	4	.364	3	0	0	0		3	13	0	.625	.989	4	4
1980	Skogh, Pete	6	10	1	1	.100	0	0	0	0	1	.100	2	0	0	0		0	1	0	.182	.282	3	0
1981	Skogh, Pete	25	57	10	11	.193	0	1	0	0	12	.211	2	3	0	4		9	10	1	.324	.535	12	12
1976	Skorupa, Elliott	5	0	0	0	.000	0	0	0	0	0	.000	0	0	0	0		0	1	0	1.000	1.000	0	1
1977	Skorupa, Elliott	10	2	1	1	.500	0	1	0	0	2	1.000	0	0	0	0		1	0	0	.500	1.500	1	3
1982	Skorupa, Paul	24	63	7	17	.270	0	2	0	1	22	.349	16	2	0	2		10	9	1	.370	.719	22	9
1988	Slagle, Eric	15	6	0	1	.167	0	0	0	0	1	.167	1	0	0	0	0	1	2	0	.375	.542	1	2
1989	Slagle, Eric	22	46	9	14	.304	0	0	0	3	23	.500	11	1	1	0	1	17	12	0	.441	.941	17	1
1989	Sloan, Joe	25	44	9	14	.318	2	2	1	0	18	.409	10	1	0	0	0	6	2	0	.348	.757	19	1
1986	Sloate, Tim	19	23	9	10	.435	0	1	0	1	14	.609	4	0	0	0	0	3	1	0	.458	1.067	12	0
1980	Slocum, Craig	3	5	0	0	.000	0	0	0	0	0	.000	1	0	0	0		0	2	0	.286	.286	1	1
1990	Slusser, Shaun	25	43	8	13	.302	0	3	0	1	19	.442	8	3	0	0	1	9	5	2	.400	.842	15	1
1995	Smith, David	22	13	2	2	.154	0	0	0	0	2	.154	2	1	0	1	1	1	0	0	.154	.308	4	2

BHS Single Season: Alphabetical Listing of All Players' Batting Statistics

YR	NAME	G	AB	R	H	AVG	GW	2B	3B	HR	TB	SLG	RBI	SAC	SF	SB	ATT	SO	BB	HB	OBA	OPS	OE	E
1996	Smith, David	24	36	6	6	.167	0	1	0	0	7	.194	3	1	1	0	0	15	4	3	.295	.489	9	7
1983	Smith, Doug	17	45	6	8	.178	0	1	1	0	11	.244	6	0	0	1		5	6	0	.275	.519	12	6
1984	Smith, Doug	22	42	5	11	.262	0	3	0	0	14	.333	7	3	0	0	1	7	2	0	.295	.628	12	12
1996	Smith, Jeff	7	4	2	1	.250	0	0	0	0	1	.250	1	0	0	0	0	1	0	0	.250	.500	3	0
2019	Smith, Nolan	16	29	9	6	.207		0	0	0	6	.207	6	1	0	2	2	7	5	1	.343	.550	3	10
1965	Smith, Rob	1	76	0	21	.276	0	0	0	0	21	.276	0	0	0	0		0	0	0	.276	.552	0	0
1966	Smith, Rob	21	63	15	21	.333	0	4	2	1	.32	.508	18	0	0	2		8	9	0	.417	.925	32	6
1993	Smith, Todd	30	83	14	25	.301	0	0	1	0	27	.325	13	2	1	2	4	19	11	0	.379	.704	27	1
1994	Smith, Todd	37	105	40	41	.390	0	5	0	0	46	.438	13	2	1	12	12	15	19	0	.480	.918	53	3
2004	Snelgrove, Elliott	0	0	0	0	.000		0	0	0	0	.000	0	0	0	0		0	0	0	.000	.000		0
1986	Sobocienski, Adam	13	17	7	3	.176	0	1	0	0	4	.235	2	0	0	1	2	3	5	1	.391	.626	9	0
1987	Sobocienski, Adam	35	103	39	42	.408	3	11	0	3	62	.602	27	1	1	3	5	8	18	1	.496	1.098	63	4
1988	Sobocienski, Adam	36	113	39	48	.425	10	10	2	9	89	.788	42	2	2	4	5	11	25	2	.528	1.316	72	5
1993	Sokolowski, Matt	4	6	1	2	.333	0	0	0	0	2	.333	2	0	0	0	0	1	0	0	.333	.666	3	0
1987	Sokulski, Doug	26	26	8	7	.269	0	0	0	0	7	.269	2	0	0	1	1	3	5	0	.387	.656	10	0
1988	Sokulski, Doug	34	96	31	31	.323	0	5	0	2	42	.438	30	3	1	19	23	12	13	0	.400	.838	59	16
2013	Solinski, Christian	5	5	0	1	.200		0	0	0	1	.200	1	0				0	0	0	.200	.400		
1991	Soske, Ed	12	22	8	8	.364	0	0	0	0	8	.364	6	0	0	0	0	3	4	6	.563	.927	14	0
1992	Soske, Ed	22	45	5	12	.267	1	1	1	0	15	.333	6	1	1	1	1	10	4	2	.346	.679	11	4
2022	Soske, Payton	28	60	13	21	.350		5	1	2	34	.567	14	0	1	8	11	15	4	2	.403	.970	3	4
2002	Sowa, Mike	25	53	3	17	.321		2	0	0	19	.358	4					10	7	1	.410	.768		5
2003	Sowa, Mike	23	30	7	6	.200	0	0	0	0	6	.200	1	0	0	0		8	5	0	.314	.514		1
1985	Sparesus, Brad	3	2	1	0	.000	0	0	0	0	0	.000	0	0	0	0	0	1	1	0	.333	.333	1	0
1986	Sparesus, Brad	30	51	12	15	.294	0	4	1	0	21	.412	6	2	0	2	4	15	6	1	.379	.791	18	4
2011	Stallone, Patrick	3	8	0	1	.125		0	0	0	1	.125	1	0	0	0	0	0	0	0	.125	.250		4
2015	Starvel, Colin	23	17	12	7	.412		0	0	0	7	.412	0	0	0	2	4	1	0	0	.412	.824	2	1
2016	Starvel, Colin	36	120	4	44	.367		9	1	1	58	.483	20	2	0	1	1	7	5	0	.392	.875	6	3
1980	Stayart, Todd	4	2	2	0	.000	0	0	0	0	0	.000	0	0	0	0		0	3	0	.600	.600	0	0
1993	Steinhoffer, Shane	11	11	5	6	.545	0	1	0	0	7	.636	5	0	0	1	1	0	4	0	.667	1.303	10	0
1994	Steinhoffer, Shane	3	3	1	0	.000	0	0	0	0	0	.000	0	0	0	0	0	0	1	0	.250	.250	1	0
1978	Stephenson, Scott	3	5	0	1	.200	0	0	0	0	1	.200	1	0	0	0		2	0	0	.200	.400	1	0
1979	Stephenson, Scott	16	29	4	8	.276	0	0	0	0	8	.276	8	2	0	0		6	2	0	.323	.599	12	0
1976	Stewart, Jay	4	3	1	2	.667	0	1	0	0	3	1.000	0	0	0	0		0	0	0	.667	1.667	1	0
1977	Stewart, Jay	10	28	6	8	.286	0	0	0	0	8	.286	5	1	0	0		3	6	0	.412	.698	11	5

BHS Single Season: Alphabetical Listing of All Players' Batting Statistics

YR	NAME	G	AB	R	H	AVG	GW	2B	3B	HR	TB	SLG	RBI	SAC	SF	SB	ATT	SO	BB	HB	OBA	OPS	OE	E
2014	Stopka, Andrew	3	2	0	0	.000		0	0	0	0	.000	0	1	0	0	0	0	0	0	.000	.000	0	0
2015	Stopka, Andrew	23	10	22	2	.200		0	0	0	2	.200	1	1	0	4	4	0	2	0	.333	.533	2	3
2006	Stopka, Steve	5	5	2	0	.000		0	0	0	0	.000	0	0	0	0		1	1	0	.167	.167		0
2007	Stopka, Steve	25	71	18	18	.254		3	0	0	21	.296	4					16	13	0	.369	.665		
1995	Strother, Scott	12	8	1	1	.125	0	0	0	0	1	.125	1	0	0	0	0	1	0	0	.125	.250	2	1
1996	Strother, Scott	24	46	3	16	.348	2	3	0	0	19	.413	10	0	0	0	0	11	3	0	.388	.801	13	5
2011	Stumpf, Jack	0	0	0	0	.000		0	0	0	0	.000	0	0	0	0	0	0	0	0	.000	.000		0
2012	Stumpf, Jack	2	1	1	0	.000		0	0	0	0	.000	0	0	0	0	0	1	0	0	.000	.000		0
2008	Sullivan, Bryant	3	3	2	1	.333		0	0	0	1	.333	0	0	0	0		0	0	0	.333	.666		
2009	Sullivan, Bryant	9	20	5	9	.450		0	0	0	9	.450	7	1	1	0		6	1	0	.455	.905		0
1990	Swaggerty, Chad	3	4	0	0	.000	0	0	0	0	0	.000	0	0	0	0	0	1	0	0	.000	.000	0	0
1991	Swaggerty, Chad	9	17	6	6	.353	0	0	0	0	6	.353	5	0	0	1	1	3	1	0	.389	.742	11	2
2015	Swanson, Blake	10	12	1	1	.083		0	0	0	1	.083	1	1	0	0	0	1	5	0	.353	.436	0	4
2016	Swanson, Blake	36	109	18	38	.349		8	0	3	55	.505	33	1	3	6	6	11	5	6	.398	.903	5	9
2021	Swarbrick, J.D.	23	64	21	24	.375		1	0	0	25	.391	11	1	0	3	3	8	8	5	.481	.872	7	7
2022	Swarbrick, J.D.	34	106	26	39	.368		11	0	2	56	.528	27	2	1	4	9	22	14	2	.447	.975	3	12
1983	Swenson, Scott	16	41	3	13	.317	0	2	1	0	17	.415	9	5	0	0		3	3	0	.364	.779	12	3
1984	Swenson, Scott	25	60	8	21	.350	2	3	1	0	26	.433	10	4	0	1	1	13	5	1	.409	.842	18	5
1978	Talashkek, Tom	27	80	26	29	.363	0	5	0	0	34	.425	12	1	0	9		9	20	5	.514	.939	38	2
1978	Talashkek, Tom	16	27	5	9	.333	0	0	1	0	11	.407	3	0	0	1		4	3	0	.400	.807	8	0
1996	Tapley, Mark	1	2	1	0	.000	0	0	0	0	0	.000	0	0	0	0	0	0	0	0	.000	.000	1	0
1998	Tapley, Mark	30	73	16	21	.288	0	6	0	0	27	.293	17		1	1	5	9	5	1	.338	.631		
1977	Tasch, Chuck	2	6	6	2	.333	0	0	0	0	2	.333	0	0	0	1		1	3	1	.600	.933	6	0
1978	Tasch, Chuck	29	91	19	35	.385	0	3	1	0	40	.440	6	5	0	3		7	8	1	.440	.880	25	10
1973	Tasch, Ray	8	2	1	1	.500	0	0	0	0	1	.500	0	0	0	0		0	0	0	.500	1.000	1	0
2021	Tepas, Gavin	9	11	6	7	.636		0	1	0	9	.818	5	0	0	1	1	1	0	0	.636	1.454	0	0
2022	Tepas, Gavin	12	10	5	4	.400		1	0	0	5	.500	2	0	0	1	2	2	1	1	.500	1.000	0	1
1998	Therault, Scott	21	32	11	11	.344	0	2	0	0	13	.000	10		0	0	0	2	5	0	.432	.432		
1999	Therault, Scott	37	109	35	38	.349		4	0	0	42	.385	12	5	1	5		20	26	4	.486	.871	3	6
1991	Thomas, Spencer	1	0	0	0	.000	0	0	0	0	0	.000	0	0	0	0	0	0	0	0	.000	.000	0	0
1992	Thomas, Spencer	21	50	10	14	.280	0	0	0	0	14	.280	4	0	1	5	6	4	17	1	.464	.744	14	6
1987	Thompson, Chris	12	20	6	4	.200	0	0	0	0	5	.200	4	1	0	0	0	4	0	1	.238	.438	10	1
1988	Thompson, Chris	25	38	8	13	.342	0	0	1	1	18	.474	6	0	0	0	0	5	3	0	.390	.864	13	4
1989	Thompson, Chris	31	77	18	21	.273	1	5	0	0	26	.338	10	4	0	1	1	9	11	5	.398	.736	28	10

BHS Single Season: Alphabetical Listing of All Players' Batting Statistics

YR	NAME	G	AB	R	H	AVG	GW	2B	3B	HR	TB	SLG	RBI	SAC	SF	SB	ATT	SO	BB	HB	OBA	OPS	OE	E
2021	Thompson, Harley	10	15	3	4	.267		1	0	0	5	.333	0	0	0	0	0	5	7	2	.542	.875	2	0
2022	Thompson, Harley	19	30	8	8	.267		3	1	0	13	.433	5	0	0	1	1	7	6	0	.389	.822	3	0
1978	Tichy, Paul	1	0	0	0	.000	0	0	0	0	0	.000	0	0	0	0	0	0	0	0	.000	.000	0	0
1979	Tichy, Paul	13	30	4	6	.200	0	0	0	0	6	.200	1	3	0	0		4	3	0	.273	.473	5	2
1980	Tichy, Paul	30	73	15	26	.356	0	5	0	4	43	.589	15	2	0	0		12	6	1	.413	1.002	26	5
1983	Tiempe, Craig	1	3	1	1	.333	0	0	0	0	1	.333	1	1	0	0		1	0	0	.333	.666	2	0
1983	Tilles, Steve	30	90	20	27	.300	0	6	2	0	37	.411	18	4	0	5		11	4	2	.344	.755	38	7
1984	Tilles, Steve	29	103	28	38	.369	4	6	2	2	54	.524	23	1	0	12	15	7	6	1	.409	.933	49	4
1985	Tilly, Greg	2	1	1	0	.000	0	0	0	0	0	.000	0	0	0	0	0	0	1	0	.500	.500	1	0
1981	Timlin, Dan	2	1	1	0	.000	0	0	0	0	0	.000	0	0	0	0		1	0	0	.000	.000	1	0
1982	Timlin, Dan	19	65	13	26	.400	0	6	1	1	37	.569	18	3	0	3		15	3	2	.443	1.012	30	1
1991	Tinkham, Brad	4	0	0	0	.000	0	0	0	0	0	.000	0	0	0	0	0	0	0	0	.000	.000	0	0
1992	Tinkham, Brad	7	0	0	0	.000	0	0	0	0	0	.000	0	0	0	0	0	1	0	0	.000	.000	0	2
1997	Tinkham, Brady	32	30	9	8	.267	0	2	0	1	13	.389	7	0	1	0	0	12	2	0	.303	.692	15	4
1998	Tinkham, Brady	26	34	2	12	.353	0	3	0	0	15	.189	8		1	0	1	9	2	1	.395	.584		
1971	Tolledo, Ernie	10	4	2	2	.500	0	0	0	0	2	.500	1	1	0	0		0	3	0	.714	1.214	3	0
1972	Tolledo, Ernie	26	75	9	18	.240	0	2	0	0	20	.267	8	4	0	0		9	11	0	.337	.604	17	4
1996	Tommaso, Tim	22	21	8	8	.381	0	0	0	0	8	.381	6	0	0	1	1	2	1	1	.435	.816	14	0
1997	Tommaso, Tim	38	112	28	45	.402	0	10	0	2	61	.222	19	1	1	13	16	16	10	1	.452	.674	45	3
1983	Trautwein, Dave	13	7	1	0	.000	0	0	0	0	0	.000	0	0	0	0		2	0	0	.000	.000	1	2
1984	Trautwein, Dave	21	40	3	10	.250	1	5	0	0	15	.375	6	1	2	0	0	4	4	0	.304	.679	9	6
1979	Trautwein, John	3	4	0	0	.000	0	0	0	0	0	.000	0	0	0	0		3	0	0	.000	.000	0	0
1980	Trautwein, John	29	78	13	25	.321	0	1	1	1	31	.397	19	1	1	1		16	5	1	.365	.762	31	2
2012	Trautwein, Wyatt	1	0	0	0	.000		0	0	0	0	.000	0	0	0	0	0	0	0	0	.000	.000		1
1978	Traylor, Hunter	4	0	0	0	.000	0	0	0	0	0	.000	0	0	0	0		0	0	0	.000	.000	0	1
1979	Traylor, Hunter	1	1	1	1	1.000	0	0	0	0	1	1.000	0	0	0	0		0	0	0	1.000	2.000	1	2
1967	Trebing, Chuck	1	64	0	20	.313	0	0	0	0	20	.313	0	0	0	0		0	0	0	.313	.626	0	0
1980	Trenning, Jeff	7	2	0	0	.000	0	0	0	0	0	.000	0	0	0	0		0	0	0	.000	.000	0	2
1981	Trenning, Jeff	16	11	1	1	.091	0	1	0	0	2	.182	0	0	0	0		3	0	0	.091	.273	1	7
2015	Trojan, Kyle	1	1	0	0	.000		0	0	0	0	.000	0	0	0	0	0	0	0	0	.000	.000	0	0
2016	Trojan, Tyler	15	4	9	2	.500		0	0	0	2	.500	0	0	0	2	2	0	0	0	.500	1.000	0	0
2017	Trojan, Tyler	29	99	28	34	.343		3	1	0	39	.394	16	2	0	7	8	13	8	3	.409	.803		4
1984	Tronolone, Carmine	23	63	15	24	.381	1	5	3	2	41	.651	14	0	0	5	5	9	5	0	.426	1.077	27	1
1985	Tronolone, Carmine	29	89	24	29	.326	1	3	0	4	44	.494	26	1	1	10	12	12	11	0	.396	.890	46	5

BHS Single Season: Alphabetical Listing of All Players' Batting Statistics

YR	NAME	G	AB	R	H	AVG	GW	2B	3B	HR	TB	SLG	RBI	SAC	SF	SB	ATT	SO	BB	HB	OBA	OPS	OE	E
2009	Troy, Paul	2	3	0	0	.000		0	0	0	0	.000	0	0	0	0		2	0	0	.000	.000		2
1991	Tulko, Bill	3	0	0	0	.000	0	0	0	0	0	.000	0	0	0	0	0	0	0	0	.000	.000	0	1
2009	Tureck, Tyler	2	0	0	0	.000		0	0	0	0	.000	0	0	0	0		0	0	0	.000	.000		0
2010	Tureck, Tyler	10	0	0	0	.000		0	0	0	0	.000	0	0	0	0	0	0	1	0	1.000	1.000		1
2005	Twite, Brandon	2	1	0	0	.000		0	0	0	0	.000	0	0	0	0		1	1	0	.500	.500		0
2008	Unak, Tom	12	23	3	7	.304		0	0	0	7	.304	7	0	0	0		7	2	2	.407	.711		
2009	Unak, Tom	25	42	9	11	.262		1	0	1	15	.357	9	0	1	0		14	7	2	.385	.742		5
1993	Vanni, Rob	3	2	1	0	.000	0	0	0	0	0	.000	0	0	0	0	0	1	1	0	.333	.333	1	0
1975	VanRoyan, Scott	10	6	5	1	.167	0	0	0	0	1	.167	0	0	0	1		16	0	0	.167	.334	5	0
1976	VanRoyan, Scott	2	1	1	0	.000	0	0	0	0	0	.000	0	0	0	0		0	0	0	.000	.000	1	0
2021	Vojack, Matt	1	1	0	0	.000		0	0	0	0	.000	0	0	0	0	0	1	0	1	.500	.500	0	4
2003	Wagner, Greg	7	0	0	0	.000	0	0	0	0	0	.000	0	0	0	0		0	0	0	.000	.000		0
1990	Wagner, Mike	2	1	2	1	1.000	0	0	0	0	1	1.000	2	0	0	0	0	0	1	0	1.000	2.000	4	0
1991	Wagner, Mike	12	13	2	2	.154	0	0	0	0	2	.154	0	0	0	0	0	1	1	0	.214	.368	2	3
2011	Waliczek, Frank	18	41	6	7	.171		1	0	0	8	.195	1	1	0	1	1	7	3	1	.244	.439		2
2012	Waliczek, Frank	30	88	17	30	.341		5	2	1	42	.477	17	0	0	3	3	13	11	1	.420	.897		0
2016	Walker, Justin	4	3	1	0	.000		0	0	0	0	.000	0	0	0	0	0	1	1	0	.250	.250	0	0
2017	Walker, Justin	34	84	16	18	.214		1	0	1	22	.262	17	2	1	1	1	19	5	9	.323	.585		1
1966	Wall, Mike	21	75	14	24	.320	0	5	0	2	35	.467	11	0	0	6		15	9	0	.393	.860	23	9
1971	Walliser, Carl	15	36	6	11	.306	0	1	0	0	12	.333	7	3	0	2		2	0	0	.306	.639	13	0
1972	Walliser, Carl	26	73	17	19	.260	0	1	0	0	20	.274	12	1	0	23		9	24	2	.455	.729	29	20
1973	Walsh, Charlie	12	8	1	2	.250	0	1	1	0	5	.625	0	0	0	0		4	2	0	.400	1.025	1	0
1974	Walsh, Charlie	9	10	2	1	.100	0	0	0	0	1	.100	0	0	0	0		7	4	0	.357	.457	2	1
1986	Wambach, James	35	78	23	31	.397	0	3	0	7	55	.705	20	1	0	0	0	12	13	2	.495	1.200	36	2
1987	Wambach, James	35	93	25	37	.398	5	6	0	3	52	.559	35	0	3	0	0	8	18	3	.496	1.055	57	0
2010	Ward, Taylor	0	0	0	0	.000		0	0	0	0	.000	0	0	0	0	0	0	0	0	.000	.000		0
2011	Ward, Taylor	2	0	0	0	.000		0	0	0	0	.000	0	0	0	0	0	0	0	0	.000	.000		1
1999	Watts, Brandon	3	4	0	0	.000		0	0	0	0	.000	0	0	0	0		0	0	0	.000	.000	0	0
1969	Weigold, Art	1	0	0	0	.000	0	0	0	0	0	.000	0	0	0	0		0	1	0	1.000	1.000	0	0
2010	Weisshappel, Mike	2	0	0	0	.000		0	0	0	0	.000	0	0	0	0	0	0	0	0	.000	.000		0
2011	Weisshappel, Mike	5	0	0	0	.000		0	0	0	0	.000	0	0	0	0	0	0	0	0	.000	.000		2
2008	Weisshappel, Stephe	2	1	0	1	1.000		0	0	0	1	1.000	0	0	0	0		0	0	0	1.000	2.000		
2009	Weisshappel, Stephe	31	84	14	22	.262		8	0	1	33	.393	17	1	1	1		28	7	6	.357	.750		13
1966	Welch, Ted	17	52	8	16	.308	0	1	1	0	19	.365	7	0	0	5		17	5	0	.368	.733	15	3

BHS Single Season: Alphabetical Listing of All Players' Batting Statistics

YR	NAME	G	AB	R	H	AVG	GW	2B	3B	HR	TB	SLG	RBI	SAC	SF	SB	ATT	SO	BB	HB	OBA	OPS	OE	E
1967	Welch, Ted	1	59	0	18	.305	0	0	0	0	18	.305	12	0	0	0	0	0	0	0	.305	.610	12	0
1992	Welch, Will	17	38	9	8	.211	0	1	1	0	11	.289	7	1	0	3	3	4	9	0	.362	.651	16	5
1993	Welch, Will	29	69	17	26	.377	2	8	0	0	34	.493	17	1	0	3	5	14	15	1	.494	.987	34	4
1969	Wendt, Gary	18	45	9	16	.356	0	0	1	0	18	.400	9	1	0	0		8	5	1	.431	.831	18	4
1965	Wessel, Wally	1	0	0	0	.000	0	0	0	0	0	.000	13	0	0	0		0	0	0	.000	.000	13	0
1973	West, Keith	7	5	1	1	.200	0	0	0	0	1	.200	1	2	0	0		2	1	0	.333	.533	2	3
1969	Williams, Joe	11	9	1	2	.222	0	0	0	0	2	.222	0	0	0	1		2	1	1	.364	.586	1	0
1992	Williams, Lee	4	0	0	0	.000	0	0	0	0	0	.000	0	0	0	0	0	0	0	0	.000	.000	0	1
1973	Williams, Marty	5	6	1	2	.333	0	0	0	0	2	.333	0	0	0	0		0	0	0	.333	.666	1	0
1985	Willis, Jerry	28	45	10	11	.244	3	1	0	1	15	.333	11	3	1	4	5	7	7	0	.340	.673	20	0
1986	Willis, Jerry	33	95	27	34	.358	3	6	0	3	49	.516	28	2	1	6	8	14	11	1	.426	.942	52	11
1984	Wilson, Dan	8	17	4	2	.118	0	1	0	0	3	.176	0	0	0	0	0	2	1	0	.167	.343	4	1
1985	Wilson, Dan	29	94	26	33	.351	4	6	0	4	51	.543	29	2	1	3	3	10	14	0	.431	.974	51	2
1986	Wilson, Dan	36	108	43	53	.491	5	11	3	7	91	.843	45	0	2	6	7	6	20	0	.562	1.405	81	8
1987	Wilson, Dan	35	114	36	50	.439	4	15	3	9	98	.860	50	0	1	5	5	3	11	0	.484	1.344	77	12
1982	Wilson, Matt	24	70	19	24	.343	0	6	0	0	30	.429	16	2	0	3		5	10	3	.446	.875	35	5
1983	Wilson, Matt	30	90	28	39	.433	0	7	3	4	64	.711	25	2	0	10		4	8	1	.485	1.196	49	7
1992	Wisneski, Craig	3	3	1	1	.333	0	1	0	0	2	.667	0	0	0	0	0	1	0	0	.333	1.000	1	1
1982	Wolfe, Phil	1	4	0	1	.250	0	0	0	0	1	.250	0	0	0	0		1	0	0	.250	.500	0	0
1969	Wyborny, Grant	18	26	4	5	.192	0	0	0	0	5	.192	2	1	0	2		4	3	0	.276	.468	6	2
1970	Wyborny, Grant	15	43	9	16	.372	0	2	2	0	22	.512	17	5	0	8		8	0	1	.386	.898	26	1
2021	Yaney, Ben	21	48	22	17	.354		4	0	1	24	.500	8	0	0	5	8	5	5	2	.436	.936	5	2
2022	Yaney, Ben	24	32	12	6	.188		1	0	0	7	.219	2	1	0	6	8	6	6	0	.316	.535	2	0
1981	Yaney, Joe	27	47	6	10	.213	1	1	0	0	11	.234	6	3	0	2		6	9	1	.351	.585	12	6
1982	Yaney, Joe	25	75	24	32	.427	0	10	0	2	48	.640	27	4	0	1		6	10	1	.500	1.140	49	3
2013	Yorton, Shane	11	12	1	2	.167		0	0	0	2	.167	1	0				6	1	0	.231	.398		
2014	Yorton, Shane	37	120	25	39	.325		11	1	3	61	.508	23	1	1	3	5	27	13	5	.410	.918	2	0
2015	Yorton, Will	7	19	4	5	.263		0	0	1	8	.421	6	0	0	0	0	9	2	0	.333	.754	0	1
2016	Yorton, Will	14	26	3	7	.269		1	0	0	8	.308	5	0	1	0	0	9	2	1	.333	.641	1	1
2017	Yorton, Will	33	96	21	41	.427		10	0	5	66	.688	32	1	1	5	5	6	10	2	.486	1.174		3
2018	Young, Scotty	3	3	0	1	.333		1	0	0	2	.667	1	0	0	0	0	2	1	0	.500	1.167	0	1
2019	Young, Scotty	13	12	1	1	.083		0	0	0	1	.083	2	0	0	0	0	3	4	1	.353	.436	0	0
2021	Zakson, Avery	18	7	17	3	.429		1	0	0	4	.571	1	1	0	6	7	2	2	0	.556	1.127	0	0
2022	Zakson, Avery	28	38	15	10	.263		2	0	0	12	.316	4	2	0	6	7	9	2	1	.317	.633	1	4

BHS Single Season: Alphabetical Listing of All Players' Batting Statistics

YR	NAME	G	AB	R	H	AVG	GW	2B	3B	HR	TB	SLG	RBI	SAC	SF	SB	ATT	SO	BB	HB	OBA	OPS	OE	E
2002	Zama, Troy	23	58	6	13	.224		0	0	1	16	.276	9					20	7	2	.328	.604		11
2003	Zama, Troy	11	19	2	2	.105	0	0	0	0	2	.105	1	0	0	0		7	1	0	.150	.255		0
1972	Zarosi, Jeff	16	9	6	1	.111	0	0	0	0	1	.111	0	0	0	6		5	2	0	.273	.384	6	0
1973	Zarosi, Jeff	26	43	10	9	.209	0	0	0	0	9	.209	5	1	0	2		9	2	2	.277	.486	15	0
2017	Zavoli, Michael	26	5	17	1	.200		0	0	0	1	.200	1	0	0	5	5	2	0	0	.200	.400		2
2018	Zavoli, Michael	31	81	16	33	.407		10	2	2	53	.654	31	0	0	10	11	18	19	7	.551	1.205	3	5
2007	Zeisloft, Russ	35	123	23	43	.350		8	0	3	63	.488	22					15	11	3	.416	.904		
2008	Zeisloft, Russ	32	98	20	29	.296		5	0	1	37	.378	18	3	0	2		12	17	2	.410	.788		
1986	Zick, Craig	1	0	0	0	.000	0	0	0	0	0	.000	0	0	0	0	0	0	0	0	.000	.000	0	0
1988	Zuchristian, Brad	10	8	2	1	.125	0	0	0	0	1	.125	1	0	0	0	0	2	0	0	.125	.250	3	0
1989	Zuchristian, Brad	28	26	6	4	.154	0	0	0	0	4	.154	2	1	0	0	0	5	6	1	.333	.487	8	0
1983	Zuchristian, Scott	5	19	1	2	.105	0	0	0	0	2	.105	1	0	0	1		6	2	0	.190	.295	2	0
1984	Zuchristian, Scott	9	11	4	3	.273	0	0	0	0	3	.273	2	0	0	3	3	1	6	0	.529	.802	6	5
1999	Zuniga, Darrell	7	5	2	1	.200		1	0	0	2	.400	1	0	0	0		0	1	0	.333	.733	0	0
2000	Zuniga, Darrell	12	5	0	2	.400		1	0	0	3	.600	1					1	0	0	.400	1.000		
2014	Zyzda, Jake	4	2	3	1	.500		1	0	0	2	1.000	0	0	0	1	1	0	1	0	.667	1.667	0	1
2015	Zyzda, Jake	9	5	4	1	.200		0	0	0	1	.200	0	0	0	1	1	1	1	0	.333	.533	0	1
2016	Zyzda, Jake	16	36	7	9	.250		1	2	0	14	.389	4	0	0	4	5	13	4	0	.325	.714	1	4

BHS Single Season: Alphabetical Listing of All Players' Pitching Statistics

YR	NAME	G	W	L	S	CG	SH	IP	BFP	H	2B	3B	HR	R	ER	SO	BB	HB	WP	BK	ERA	K%	BB%	WHIP
2017	Aievoli, Ricky	8	1	0	2			14.2	72	16			0	8	7	23	13	0	4	0	3.34	31.9%	18.1%	1.98
1969	Allen, Don	11	2	7	0	6	0	45.2	207	36	0	0	0	33	22	44	21	2	4	1	3.37	21.3%	10.1%	1.25
1995	Alley, Eric	12	2	1	4	0	0	20.2	87	10	3	0	1	10	5	29	14	3	3	0	1.73	33.3%	16.1%	1.16
1996	Alley, Eric	11	0	2	1	1	0	42.2	199	40	8	1	3	25	18	51	25	3	8	0	2.95	25.6%	12.6%	1.52
1973	Alms, Dan	9	0	0	0	0	0	12.2	51	8	0	0	0	7	3	8	5	0	0	0	1.66	15.7%	9.8%	1.03
1966	Altenberg, Larry	8	2	2	0	0	0	30.0	148	34	0	0	0	27	19	24	14	3	5	0	4.43	16.2%	9.5%	1.60
2015	Alexander, Dillon	2	0	0	0			2.0	8	2			0	0	0	0	1	0	0	0	-	0.0%	12.5%	1.50
1987	Anderson, Dave	12	9	0	2	5	1	62.0	272	55	14	0	1	24	17	68	26	1	2	0	1.92	25.0%	9.6%	1.31
1988	Anderson, Dave	17	9	3	0	9	1	92.0	416	96	14	1	1	51	31	105	33	4	20	0	2.36	25.2%	7.9%	1.40
1993	Archibald, Ryan	8	6	0	1	1	0	31.2	142	35	8	0	4	20	15	26	11	2	2	0	3.32	18.3%	7.7%	1.45
1994	Archibald, Ryan	19	11	3	2	7	0	87.2	399	95	13	0	5	54	44	70	39	4	10	1	3.51	17.5%	9.8%	1.53
1996	Austin, John	10	6	2	0	1	0	50.1	209	24	6	0	0	24	15	37	20	2	6	1	2.09	17.7%	9.6%	0.87
1997	Austin, John	19	11	2	4	7	3	82.1	357	67	11	1	5	40	23	90	27	7	6	0	1.96	25.2%	7.6%	1.14
1998	Austin, John	14	10	2	0	10	4	72.0	299	53	7	0	2	22	18	83	23	5	5	0	1.75	27.8%	7.7%	1.06
2012	Balogh, Dylan	10	3	1	1	0	0	25.2	112	20			0	10	10	24	13	0	2	0	2.73	21.4%	11.6%	1.29
2013	Balogh, Dylan	8	2	1	1			28.0	130	36				20	12	13	10	4			3.00	10.0%	7.7%	1.64
2005	Barnowski, Ross	3	0	1	1	0	0	3.0	19	5			0	5	2	2	2	1	0	0	4.67	10.5%	10.5%	2.33
2006	Barnowski, Ross	1	0	0	1	0	0	1.0	5	1			0	0	0	0	1	0	0	0	-	0.0%	20.0%	2.00
2005	Barsamian, Barrett	5	1	0	0	0	0	5.2	37	9			0	7	6	6	3	0	0	0	7.41	16.2%	8.1%	2.12
2006	Barsamian, Barrett	2	0	0	0	0	0	3.0	15	3			0	2	2	2	3	0	1	0	4.67	13.3%	20.0%	2.00
1994	Baughman, Kevin	1	0	0	0	0	0	1.1	11	3	1	0	0	4	2	0	3	0	2	0	10.53	0.0%	27.3%	4.51
1983	Bauser, John	1	0	0	0	0	0	1.2	11	1	0	0	0	0	0	2	2	0	1	0	-	18.2%	18.2%	1.80
1984	Bauser, John	8	3	1	0	0	0	25.0	116	20	4	0	3	14	11	23	16	1	2	0	3.08	19.8%	13.8%	1.44
1985	Bauser, John	14	3	2	2	0	0	21.2	101	22	2	0	2	14	13	33	14	0	0	0	4.20	32.7%	13.9%	1.66
1985	Beaubien, Bob	2	1	0	0	0	0	5.0	22	3	1	2	0	4	4	1	3	0	0	0	5.60	4.5%	13.6%	1.20
1986	Beaubien, Bob	8	5	3	0	2	0	32.0	165	32	5	2	4	38	25	32	33	3	5	0	5.47	19.4%	20.0%	2.03
1982	Bergin, Mike	4	2	0	1	0	0	18.2	74	14	4	2	0	4	1	16	4	0	2	1	0.37	21.6%	5.4%	0.96
2000	Bern, Collier	5	1	0	0	1		14.2	79	20				19	14	11	15				6.68	13.9%	19.0%	2.39
2001	Bern, Collier	5	0	1	0	0		7.1	47	14				16	7	5	7	1	0		6.39	10.6%	14.9%	2.74
2021	Bhogaraju, Sanjiv	2	0	0	0			2.0	11				0	1	1	4	4	0	0	0	3.50	36.4%	36.4%	2.00
2006	Bieniek, Bob	0	0	0	0	0	0	0.0	0	0			0	0	0	0	0	0	0	0	-	0.0%	0.0%	-
2007	Bieniek, Bob		1	1	1			8.1	35	6	0	0	0	5	5	9	5	0			4.20	25.7%	14.3%	1.32
1989	Birmingham, Matt	12	4	0	4	0	0	29.0	141	28	8	1	0	22	17	24	21	0	4	2	4.10	17.0%	14.9%	1.69

BHS Single Season: Alphabetical Listing of All Players' Pitching Statistics

YR	NAME	G	W	L	S	CG	SH	IP	BFP	H	2B	3B	HR	R	ER	SO	BB	HB	WP	BK	ERA	K%	BB%	WHIP
1990	Birmingham, Matt	17	8	3	1	5	1	77.1	344	72	9	3	3	47	32	75	29	9	8	1	2.90	21.8%	8.4%	1.31
1986	Bjors, Hans	3	0	0	1	0	0	8.2	48	18	3	0	4	15	11	6	4	2	2	0	8.88	12.5%	8.3%	2.54
1986	Blanke, John	1	0	0	0	0	0	1.0	7	2	2	0	0	2	1	0	1	0	0	0	7.00	0.0%	14.3%	3.00
1990	Blue, Matt	8	2	1	0	2	1	25.1	124	32	5	0	1	16	10	18	15	0	4	0	2.76	14.5%	12.1%	1.86
1982	Blue, Scott	1	0	1	0	0	0	3.1	20	5	1	0	1	8	7	4	5	0	2	0	14.71	20.0%	25.0%	3.00
1978	Bock, Brian	8	2	1	5	0	0	21.0	91	11	0	0	0	15	7	24	15	2	4	0	2.33	26.4%	16.5%	1.24
1973	Bock, Eric	14	9	2	0	8	4	77.1	315	50	0	0	0	31	21	88	28	4	1	2	1.90	27.9%	8.9%	1.01
1974	Bock, Eric	12	7	1	0	8	3	61.0	251	39	0	0	0	21	11	85	25	1	1	0	1.26	33.9%	10.0%	1.05
1974	Bock, John	6	2	0	0	2	0	22.1	92	16	0	0	0	7	6	24	9	2	2	0	1.88	26.1%	9.8%	1.12
1975	Bock, John	8	3	2	0	2	0	24.2	117	28	0	0	0	18	14	24	15	0	1	0	3.97	20.5%	12.8%	1.74
1989	Boersma, Andrew	1	0	0	0	0	0	1.0	8	2	0	0	0	1	1	2	3	0	0	0	7.00	25.0%	37.5%	5.00
2017	Bogaerts, Nick	2	2	0	0			8.0	33	5			0	1	1	4	2	3	1	0	0.88	12.1%	6.1%	0.88
2018	Bogaerts, Nick	8	3	0	0			26.2	125	29			1	16	12	19	9	4	1	0	3.15	15.2%	7.2%	1.42
1990	Boka, Ben	2	0	0	0	0	0	4.2	36	7	2	0	0	8	4	7	15	0	4	0	6.00	19.4%	41.7%	4.71
1995	Bolich, Steve	1	0	0	0	0	0	1.0	6	3	0	0	0	2	0	0	0	0	0	1	-	0.0%	0.0%	3.00
1996	Bolich, Steve	21	1	0	7	0	0	19.1	83	19	3	0	1	11	5	17	4	2	1	0	1.81	20.5%	4.8%	1.19
1970	Bond, Clayton	9	5	3	0	5	0	43.1	201	27	0	0	0	28	13	14	39	5	7	4	2.10	7.0%	19.4%	1.52
1971	Bond, Clayton	11	9	1	0	7	2	60.2	271	39	0	0	0	21	15	60	43	7	6	0	1.73	22.1%	15.9%	1.35
1999	Bongiovanni, Vince	7	1	1	0	1	1	16.2	80	16			4	16	16	24	13	2	1	1	6.72	30.0%	16.3%	1.74
2000	Bongiovanni, Vince	11	6	3	0	5		68.0	299	45				44	30	85	28				3.09	28.4%	9.4%	1.07
2001	Bongiovanni, Vince	12	6	5	0	5		68.0	319	59				46	28	83	42	4	2		2.88	26.0%	13.2%	1.49
1983	Borghans, Dries	2	0	1	0	0	0	9.2	49	7	0	0	1	10	8	12	12	0	3	0	5.79	24.5%	24.5%	1.96
1984	Borghans, Dries	11	5	2	0	2	0	41.0	186	30	2	2	6	30	21	46	26	1	8	0	3.59	24.7%	14.0%	1.37
2018	Boyajian, Matt	1	0	0	0	0	0	0.1	1	0		0	0	0	0	0	0	0	0	0	0.00	0.0%	0.0%	-
2019	Boyajian, Matt	6	0	0	0			10.2	54	8			0	6	5	13	9	3	2	0	3.28	24.1%	16.7%	1.59
1994	Brauch, Robert	13	2	1	2	0	0	30.2	132	28	4	0	2	13	11	21	11	1	4	0	2.51	15.9%	8.3%	1.27
1995	Brauch, Robert	16	9	1	0	4	3	76.1	306	48	4	1	2	24	8	57	27	2	5	1	0.73	18.6%	8.8%	0.98
2004	Brignola, Bobby	10	1	3	0	1	0	20.1	108	33			4	23	17	14	7	3	3	0	5.85	13.0%	6.5%	1.97
2005	Brignola, Bobby	16	6	4	2	2	0	50.1	249	62			4	47	31	51	28	4	5	0	4.31	20.5%	11.2%	1.79
2014	Broomfield, Adam	1	0	0	0			1.0	5	0			0	0	0	0	2	0		0	-	0.0%	40.0%	2.00
2002	Broughton, Gabe	4	0	1	0	0	0	7.1	39	7			0	10	5	5	9	0	2	1	4.77	12.8%	23.1%	2.18
2003	Broughton, Gabe	6	1	2	0	0	0	18.2	96	21			0	21	11	16	18	5	9		4.12	16.7%	18.8%	2.09
2004	Broughton, Gabe	4	2	1	0	0	0	12.1	53	13			2	8	7	7	2	4	0	1	3.97	13.2%	3.8%	1.22

BHS Single Season: Alphabetical Listing of All Players' Pitching Statistics

YR	NAME	G	W	L	S	CG	SH	IP	BFP	H	2B	3B	HR	R	ER	SO	BB	HB	WP	BK	ERA	K%	BB%	WHIP
2011	Broughton, Jake	0	0	0	0	0	0	0.0	0	0			0	0	0	0	0	0	0	0	-	0.0%	0.0%	-
2002	Bucalo, Dustin	1	0	0	0	0	0	1.1	10	3			0	7	3	2	1	0	0	0	15.79	20.0%	10.0%	3.01
2003	Bucalo, Dustin	10	3	5	0	4	1	45.2	212	51			4	36	32	51	25	2	3		4.90	24.1%	11.8%	1.66
2007	Buchholz, Sean	7	3	2	1			35.2	144	26	8	0	0	10	5	42	11	2			0.98	29.2%	7.6%	1.04
2008	Buchholz, Sean	11	5	2	0	3	0	63.0	269	56			2	38	26	75	30	4	0	0	2.889	27.9%	11.2%	1.37
2009	Buchholz, Sean	15	5	4	2	5	2	70.1	328	69			4	51	38	81	40	5	10	0	3.78	24.7%	12.2%	1.55
2010	Buchholz, Sean	9	4	2	0	2	1	38.0	170	28			0	16	10	50	22	1	3	0	1.84	29.4%	12.9%	1.32
2015	Budzak, Brett	3	0	0	0			3.0	15	6			0	2	2	3	1	0	0	0	4.67	20.0%	6.7%	2.33
2016	Budzak, Brett	9	1	0	2			8.1	40	8			1	7	2	9	5	0	0	0	1.68	22.5%	12.5%	1.56
2000	Camacho, Edgar	7	0	1	0	0		2.2	18	3				7	3	0	6				7.87	0.0%	33.3%	3.37
2005	Chapman, Billy	15	9	1	0	7	1	77.2	349	73			8	55	43	64	28	12	3	0	3.88	18.3%	8.0%	1.30
2006	Chapman, Billy	13	6	5	0	7	2	81.0	364	84			0	51	34	82	35	7	9	1	2.94	22.5%	9.6%	1.47
1992	Ciaglia, Craig	5	2	0	0	0	0	17.1	79	16	2	0	0	10	3	7	6	2	5	0	1.21	8.9%	7.6%	1.27
1993	Ciaglia, Craig	5	1	1	0	0	0	14.0	76	11	1	0	1	16	10	15	18	1	5	0	5.00	19.7%	23.7%	2.07
2017	Coble, Brad	8	0	0	0			11.0	50	12			0	7	6	10	5	1	0	0	3.82	20.0%	10.0%	1.55
2018	Coble, Brad	11	1	0	0			15.0	66	8			0	7	2	18	5	4	2	0	0.93	27.3%	7.6%	0.87
1973	Cole, Bob	1	0	0	0	0	0	0.2	4	0	0	0	0	0	0	0	2	0	0	0	-	0.0%	50.0%	2.99
1987	Coll, Brian	1	0	0	0	0	0	2.1	15	5	1	0	0	7	7	0	4	0	0	0	21.03	0.0%	26.7%	3.86
1988	Coll, Brian	16	7	1	1	3	1	56.1	291	58	13	0	3	47	34	76	48	4	13	2	4.23	26.1%	16.5%	1.88
2003	Combs, Marty	9	4	2	1	1	0	32.1	144	35			2	22	17	22	14	3	5		3.68	15.3%	9.7%	1.52
2004	Combs, Marty	10	2	3	0	0	0	31.2	139	26			1	29	19	27	13	4	6	0	4.20	19.4%	9.4%	1.23
2008	Conroy, Tim	11	1	2	2	0	0	15.1	69	9			1	9	4	16	11	3	0	0	1.826	23.2%	15.9%	1.30
1994	Contreras, Oscar	2	0	1	1	0	0	1.2	7	1	0	0	0	1	0	1	2	0	0	0	-	14.3%	28.6%	1.80
1969	Corson, Scott	2	0	1	0	0	0	3.0	18	6	0	0	0	6	4	3	1	0	0	0	9.33	16.7%	5.6%	2.33
1970	Corson, Scott	6	1	0	0	0	0	19.2	93	27	0	0	0	12	6	25	6	1	2	2	2.14	26.9%	6.5%	1.68
2013	Covek, Jack	2	0	0	0			2.0	9	1				0	0	3	2	0			-	33.3%	22.2%	1.50
2014	Covek, Jack	5	1	0	0			5.1	28	4			0	2	1	5	6	0		0	1.31	17.9%	21.4%	1.88
1966	Cowell, Jack	18	3	1	0	0	0	31.0	127	22	0	0	0	13	8	34	12	3	5	1	1.81	26.8%	9.4%	1.10
2002	Curto, Steve	6	0	1	0	0	0	6.2	41	13			3	14	5	7	6	0	0	0	5.25	17.1%	14.6%	2.85
1972	D'Ambra, Frank	1	0	0	0	0	0	1.0	8	0	0	0	0	1	1	1	4	1	0	0	7.00	12.5%	50.0%	4.00
1999	Danneger, Craig	2	0	0	0	0	0	4.1	25	5			0	3	3	6	1	2	3	0	4.50	24.0%	4.0%	1.28
2009	Day, John	5	0	0	0	0	0	3.2	25	4			0	7	6	4	7	2	3	0	11.44	16.0%	28.0%	3.00
1983	Dehnert, Jeff	1	0	0	1	0	0	2.0	11	2	0	0	0	1	1	2	3	0	0	0	3.50	18.2%	27.3%	2.50

BHS Single Season: Alphabetical Listing of All Players' Pitching Statistics

YR	NAME	G	W	L	S	CG	SH	IP	BFP	H	2B	3B	HR	R	ER	SO	BB	HB	WP	BK	ERA	K%	BB%	WHIP
2016	Dehnert, Patrick	5	0	0	0			6.1	31	7			0	5	4	6	5	2	1	0	4.42	19.4%	16.1%	1.90
2000	Del Olmo, Rick	7	1	0	0	0		10.1	61	17				18	15	7	10				9.84	11.5%	16.4%	2.53
2001	Del Olmo, Rick	6	1	1	0	0		18.0	98	24				23	16	16	16	6	6		6.22	16.3%	16.3%	2.22
2014	Delaurentis, Anthony	11	6	3	0			53.2	243	57			4	33	29	60	19	1		1	3.78	24.7%	7.8%	1.42
2015	Delaurentis, Anthony	11	6	2	1			57.1	238	58			1	22	16	49	12	1	2	0	1.95	20.6%	5.0%	1.22
2022	Dern, Brady	4	0	0	0			5.0	27	7			1	6	5	4	2	1	1	0	7.00	14.8%	7.4%	1.80
1973	Donovan, Kevin	5	3	0	0	2	3	24.1	110	17	0	0	0	13	7	30	19	1	3	1	2.01	27.3%	17.3%	1.48
1974	Donovan, Kevin	7	5	0	0	3	2	33.0	140	23	0	0	0	15	7	44	17	1	1	0	1.48	31.4%	12.1%	1.21
1992	Doty, Zach	1	0	0	0	0	0	1.0	6	2	0	0	0	2	2	1	1	0	0	0	14.00	16.7%	16.7%	3.00
1993	Doty, Zach	5	3	1	0	1	0	19.0	90	13	3	0	0	13	11	19	19	3	5	0	4.05	21.1%	21.1%	1.68
2012	Dowdy, Eric	0	0	0	0	0	0	0.0	0	0			0	0	0	0	0	0	0	0	-	0.0%	0.0%	-
1969	Duhaime, Mike	2	0	0	0	0	0	3.2	18	7	0	0	0	4	3	4	2	0	0	1	5.72	22.2%	11.1%	2.45
1970	Duhaime, Mike	13	12	1	0	11	1	84.0	368	62	0	0	0	32	20	81	47	7	7	1	1.67	22.0%	12.8%	1.30
1983	Eckl, Bob	8	6	0	2	2	1	50.2	222	43	5	3	4	35	23	55	24	0	10	0	3.18	24.8%	10.8%	1.32
1984	Eckl, Bob	12	4	3	1	4	1	60.0	279	51	7	0	7	48	37	64	42	5	7	2	4.32	22.9%	15.1%	1.55
2021	Eisenbarth, Logan	8	5	2	0			41.0	175	37			3	25	22	50	13	1	6	0	3.76	28.6%	7.4%	1.22
2022	Eisenbarth, Logan	11	7	3	0			61.0	253	55			2	25	16	87	9	5	2	1	1.84	34.4%	3.6%	1.05
1972	Eldridge, Rob	1	0	0	0	0	0	1.2	8	2	0	0	0	2	2	3	1	0	0	0	8.38	37.5%	12.5%	1.80
1973	Eldridge, Rob	9	3	4	0	6	2	40.1	184	29	0	0	0	14	9	56	27	7	5	3	1.56	30.4%	14.7%	1.39
1991	Engle, Jeremy	8	1	1	1	1	1	25.0	113	21	3	1	0	19	8	18	15	3	5	0	2.24	15.9%	13.3%	1.44
1992	Engle, Jeremy	15	7	3	3	4	1	66.1	279	42	4	0	1	25	11	55	28	6	5	1	1.16	19.7%	10.0%	1.06
1993	Engle, Jeremy	13	8	1	1	8	1	68.2	283	54	8	0	2	30	21	82	20	4	10	0	2.14	29.0%	7.1%	1.08
1967	English, John	6	2	4	0	0	0	35.0	105	0	0	0	0	12	12	0	0	0	0	0	2.40	0.0%	0.0%	-
2017	Ensign, Daniel	3	0	1	0			3.1	20	7			0	5	4	1	4	0	1	0	8.41	5.0%	20.0%	3.30
2018	Ensign, Daniel	9	1	3	0			32.0	150	35			0	23	19	25	12	12	4	0	4.16	16.7%	8.0%	1.47
2011	Estanislao, Alejandro	6	0	1	0	0	0	7.0	40	11			0	9	9	7	9	0	0	0	9.00	17.5%	22.5%	2.86
1984	Evanger, Jim	3	0	0	1	0	0	5.1	26	4	1	0	1	4	4	9	7	0	0	0	5.25	34.6%	26.9%	2.06
1996	Faber, Brian	4	2	0	0	1	0	13.0	63	11	0	0	1	9	6	9	10	0	5	1	3.23	14.3%	15.9%	1.62
1997	Faber, Brian	12	4	2	0	3	2	46.0	205	36	6	0	1	30	18	45	28	5	5	1	2.74	22.0%	13.7%	1.39
1989	Faith, Matt	9	5	0	0	4	0	44.0	187	38	8	1	4	23	16	36	15	0	9	1	2.55	19.3%	8.0%	1.20
1985	Faith, Peter	12	2	2	1	1	0	32.1	172	40	5	0	3	39	26	29	26	3	5	1	5.63	16.9%	15.1%	2.04
1986	Faith, Peter	14	7	2	0	5	0	60.1	280	50	11	2	7	47	39	64	45	3	9	2	4.53	22.9%	16.1%	1.57
2017	Fakhoury, Rami	1	0	0	0			2.0	13	7			1	6	4	3	0	0	0	0	14.00	23.1%	0.0%	3.50

BHS Single Season: Alphabetical Listing of All Players' Pitching Statistics

YR	NAME	G	W	L	S	CG	SH	IP	BFP	H	2B	3B	HR	R	ER	SO	BB	HB	WP	BK	ERA	K%	BB%	WHIP
2018	Fakhoury, Rami	8	4	0	0			29.0	133	29			1	22	13	28	6	2	5	2	3.14	21.1%	4.5%	1.21
1997	Favia, Frank	1	1	0	0	0	0	5.0	29	9	0	0	0	8	3	3	2	1	1	0	4.20	10.3%	6.9%	2.20
1998	Favia, Frank	10	5	2	0	2	0	26.2	118	30	8	0	3	13	10	15	7	2	1	1	2.62	12.7%	5.9%	1.39
1999	Favia, Frank	2	1	0	0	0	0	2.2	1	0			0	0	0	4	0	0	0	0	-	0.0%	0.0%	-
2001	Feit, Jake	11	0	1	1	0		11.0	60	16				16	10	10	13	0	4		6.36	16.7%	21.7%	2.64
2002	Feit, Jake	10	2	5	0	4	0	48.0	233	45			2	39	19	46	27	6	8	1	2.77	19.7%	11.6%	1.50
1975	Feit, John	7	3	2	0	5	0	44.0	182	25	0	0	0	22	14	44	25	1	1	0	2.23	24.2%	13.7%	1.14
1976	Feit, John	13	12	0	0	11	2	83.2	369	48	0	0	0	36	18	107	65	4	7	0	1.51	29.0%	17.6%	1.35
1994	Feit, Mike Jr.	1	0	0	0	0	0	0.0	4	2	0	0	0	3	3	0	2	0	0	0	-	0.0%	50.0%	-
1995	Feit, Mike Jr.	5	1	0	0	0	0	10.2	46	7	0	0	0	6	2	7	10	0	2	2	1.31	15.2%	21.7%	1.59
1996	Feit, Mike Jr.	9	5	3	0	2	1	41.1	181	28	1	0	0	19	10	45	21	3	4	1	1.69	24.9%	11.6%	1.19
1994	Franzese, Nick	8	4	2	0	1	0	30.1	148	27	4	1	2	30	19	19	23	8	7	0	4.39	12.8%	15.5%	1.65
1995	Franzese, Nick	12	7	1	1	5	3	60.0	257	46	8	0	1	30	20	43	21	10	4	1	2.33	16.7%	8.2%	1.12
1997	Freese, Brian	1	0	0	0	0	0	1.0	7	2	0	0	0	3	1	1	1	0	1	1	7.00	14.3%	14.3%	3.00
1998	Freese, Brian	3	0	0	0	0	0	2.2	11	3	2	0	0	1	1	5	0	0	0	0	2.62	45.5%	0.0%	1.12
2016	Gardner, Nick	1	0	0	0			3.1	15	1			0	3	2	2	4	0	0	1	4.20	13.3%	26.7%	1.50
2017	Gardner, Nick	9	4	3	0			34.1	152	29			0	14	10	20	17	1	6	1	2.04	13.2%	11.2%	1.34
1984	Geisler, Doug	1	0	0	0	0	0	1.1	9	2	0	0	0	1	1	2	3	0	1	0	5.26	22.2%	33.3%	3.76
1975	George, Leo	4	2	0	0	2	0	16.0	80	23	0	0	0	15	8	14	9	2	3	0	3.50	17.5%	11.3%	2.00
1976	George, Leo	1	1	0	0	0	0	4.0	22	5	0	0	0	3	1	3	3	1	1	0	1.75	13.6%	13.6%	2.00
2010	Gerrard, Greg	8	3	1	0	0	1	17.2	85	14			1	14	9	20	23	0	6	0	3.57	23.5%	27.1%	2.09
2011	Gerrard, Greg	10	2	4	1	1	1	42.0	192	49			3	35	32	46	14	3	1	0	5.33	24.0%	7.3%	1.50
2002	Gibson, Nate	0	0	0	0	0	0	0.0	0	0			0	0	0	0	0	0	0	0	-	0.0%	0.0%	-
2003	Gibson, Nate	6	0	0	0	0	0	9.0	37	5			0	1	1	8	0	0	0		0.78	21.6%	0.0%	0.56
2004	Gibson, Nate	4	0	0	1	0	0	4.0	17	4			0	3	2	2	1	0	0	0	3.50	11.8%	5.9%	1.25
2005	Gilly, Erik	7	1	0	0	0	0	11.1	60	9			1	12	10	11	12	2	0	1	6.18	18.3%	20.0%	1.85
2006	Gilly, Erik	10	0	4	0	0	0	23.0	108	13			1	16	12	24	31	2	0	1	3.65	22.2%	28.7%	1.91
1999	Giovannelli, Jeff	2	0	1	0	0	0	3.2	22	8			0	7	7	2	2	0	4	0	13.35	9.1%	9.1%	2.72
1990	Glendinning, Brent	5	1	0	0	0	1	12.1	57	12	2	0	0	12	10	15	9	0	3	0	5.68	26.3%	15.8%	1.70
1991	Glendinning, Brent	13	11	1	0	10	1	76.1	324	52	4	1	3	29	18	59	36	6	9	0	1.65	18.2%	11.1%	1.15
2003	Gockenbach, Charlie	4	0	0	0	0	0	5.1	31	6			0	4	4	7	7	1	2		4.94	22.6%	22.6%	2.29
2010	Gockenback, Jim	0	0	0	0	0	0	0.0	0	0			0	0	0	0	0	0	0	0	-	0.0%	0.0%	-
1980	Goebbert, Lloyd	1	0	0	0	0	0	2.0	11	1	0	0	0	3	3	2	2	2	2	0	10.50	18.2%	18.2%	1.50

BHS Single Season: Alphabetical Listing of All Players' Pitching Statistics

YR	NAME	G	W	L	S	CG	SH	IP	BFP	H	2B	3B	HR	R	ER	SO	BB	HB	WP	BK	ERA	K%	BB%	WHIP
1981	Goebbert, Lloyd	10	1	3	0	1	0	39.2	177	33	4	1	2	33	20	38	24	1	2	0	3.53	21.5%	13.6%	1.44
2015	Gosswein, Brooks	6	4	1	0			32.0	140	31			1	16	10	23	10	0	2	1	2.19	16.4%	7.1%	1.28
2016	Gosswein, Brooks	8	5	0	0			43.0	164	16			1	7	6	67	17	5	6	1	0.98	40.9%	10.4%	0.77
2017	Gosswein, Brooks	10	6	3	0		1	42.2	192	39			0	25	17	56	23	5	8	0	2.79	29.2%	12.0%	1.45
1992	Griffith, Joel	1	0	0	0	0	0	1.2	9	4	0	1	0	3	3	0	1	1	0	0	12.57	0.0%	11.1%	2.99
2002	Grimm, Bobby	6	0	0	1	0	0	8.1	53	12			0	10	6	13	9	1	0	0	5.04	24.5%	17.0%	2.52
2003	Grimm, Bobby	4	0	0	0	0	0	2.2	12	4			0	2	0	2	0	1	0		0.00	16.7%	0.0%	1.33
1980	Hale, Dan	9	2	1	0	1	1	31.2	140	26	5	2	2	22	19	30	20	2	1	0	4.20	21.4%	14.3%	1.45
1981	Hale, Dan	11	4	5	0	4	0	51.2	236	48	8	0	1	43	27	43	30	3	1	0	3.66	18.2%	12.7%	1.51
2016	Harley, James	1	0	0	0			0.1	8	4			0	4	4	1	3	0	1	0	84.85	12.5%	37.5%	21.21
1975	Hartwig, Greg	1	0	0	0	0	0	1.0	8	3	0	0	0	3	2	0	2	0	0	0	14.00	0.0%	25.0%	5.00
1976	Hartwig, Greg	6	4	1	0	1	0	20.2	115	21	0	0	0	18	11	35	25	7	8	1	3.73	30.4%	21.7%	2.23
2014	Harvey, Jack	1	1	0	0			3.0	16	5			0	2	2	3	3	0		1	4.67	18.8%	18.8%	2.67
2015	Harvey, Jack	6	1	1	0			17.0	88	25			1	19	13	9	13	1	3	0	5.35	10.2%	14.8%	2.24
1999	Heath, Michael	6	0	0	0	0	0	11.1	54	13			2	10	10	9	4	4	3	0	6.18	16.7%	7.4%	1.50
1989	Henderson, Craig	2	1	0	0	0	0	5.0	19	1	0	0	0	0	0	8	3	0	0	0	0.00	42.1%	15.8%	0.80
1990	Henderson, Craig	8	2	2	0	1	0	20.2	110	26	6	0	0	24	15	21	13	1	4	0	5.08	19.1%	11.8%	1.89
1977	Hewes, Dave	3	2	1	0	0	0	16.1	33	7	0	0	0	6	3	22	17	0	2	0	1.29	66.7%	51.5%	1.47
1970	Heyse, Bob	1	0	0	0	0	0	0.0	3	2	0	0	0	4	3	0	1	0	0	0	-	0.0%	33.3%	-
1971	Heyse, Bob	6	5	0	0	0	0	36.2	154	31	0	0	0	18	13	52	13	2	1	0	2.48	33.8%	8.4%	1.20
1970	Heyse, Don	6	2	0	0	0	0	20.1	92	18	0	0	0	14	11	18	12	1	1	0	3.79	19.6%	13.0%	1.48
1971	Heyse, Don	9	4	3	0	4	1	53.0	216	34	0	0	0	22	10	49	26	5	3	1	1.32	22.7%	12.0%	1.13
2012	Hillestad, Bennett	0	0	0	0	0	0	0.0	0	0			0	0	0	0	0	0	0	0	-	0.0%	0.0%	-
2013	Hillestad, Bennett	10	2	3	2			15.0	85	24				18	18	14	16	7			8.40	16.5%	18.8%	2.67
2008	Hirsch, Dave	1	0	0	0	0	0	0.1	6	4			1	5	5	0	0	0	0	0	106.1	0.0%	0.0%	12.12
2018	Hoelter, Patrick	1	0	0	0			2.0	7	1			0	0	0	4	0	0	1	0	0.00	57.1%	0.0%	0.50
2019	Hoelter, Patrick	5	1	0	0			8.1	46	12			0	8	6	11	5	3	3	0	5.04	23.9%	10.9%	2.04
2021	Hoffman, Danny	6	4	1	0			27.2	122	26			0	13	10	35	11	2	1	0	2.53	28.7%	9.0%	1.34
2022	Hoffman, Danny	11	6	0	0			33.1	137	28			1	11	7	47	9	2	4	0	1.47	34.3%	6.6%	1.11
2008	Holke, Chris	6	0	1	0	0	0	9.2	66	14			0	18	13	7	13	0	0	0	9.411	10.6%	19.7%	2.79
2009	Holke, Chris	2	0	0	0	0	0	2.1	18	6			0	7	6	1	4	1	0	0	18.03	5.6%	22.2%	4.29
2018	Holler, Nate	15	3	0	7			16.0	66	13			0	4	3	14	5	1	0	0	1.31	21.2%	7.6%	1.13
2019	Holler, Nate	10	10	0	0			58.1	234	29			2	19	6	84	11	9	2	0	0.72	35.9%	4.7%	0.69

BHS Single Season: Alphabetical Listing of All Players' Pitching Statistics

YR	NAME	G	W	L	S	CG	SH	IP	BFP	H	2B	3B	HR	R	ER	SO	BB	HB	WP	BK	ERA	K%	BB%	WHIP
1983	Hopkins, Derek	1	0	0	0	0	0	3.0	13	3	1	0	0	0	0	1	1	0	0	0	0.00	7.7%	7.7%	1.33
1979	Hugo, Bill	2	1	1	0	1	0	7.1	40	6	2	0	0	5	4	3	10	2	0	0	3.82	7.5%	25.0%	2.18
1991	Hurzeler, Jim	1	0	0	0	0	0	3.1	18	5	0	0	0	3	2	3	1	0	0	0	4.20	16.7%	5.6%	1.80
1992	Hurzeler, Jim	10	5	2	0	2	0	36.1	154	35	6	1	1	16	13	27	11	3	0	0	2.50	17.5%	7.1%	1.27
1970	Hutchinson, Bob	1	0	1	0	0	0	2.0	13	5	0	0	0	6	4	0	2	0	0	0	14.00	0.0%	15.4%	3.50
1986	Hynds, Bryan	1	1	0	0	0	0	4.0	17	1	0	0	0	0	0	4	4	0	0	0	0.00	23.5%	23.5%	1.25
1987	Hynds, Bryan	7	4	2	0	2	1	31.2	156	35	4	0	1	28	21	48	25	1	2	0	4.64	30.8%	16.0%	1.89
1976	Jakus, Steve	2	0	0	0	0	0	3.0	11	0	0	0	0	0	0	3	1	0	0	0	0.00	27.3%	9.1%	0.33
1994	James, Tony	1	0	0	0	0	0	2.0	11	3	1	0	0	1	1	3	3	0	0	0	3.50	27.3%	27.3%	3.00
1969	Jansen, Randy	10	1	3	0	0	0	30.1	132	26	0	0	0	18	10	29	15	1	3	1	2.31	22.0%	11.4%	1.35
1970	Jansen, Randy	3	1	1	0	0	0	7.2	33	4	0	0	0	2	2	10	4	2	1	0	1.83	30.3%	12.1%	1.04
1972	Jarrett, Bill	3	1	1	0	0	0	10.2	51	5	0	0	0	4	3	19	12	2	2	1	1.97	37.3%	23.5%	1.59
1973	Jarrett, Bill	1	0	1	0	0	0	4.1	25	7	0	0	0	5	4	6	4	1	0	0	6.47	24.0%	16.0%	2.54
2002	Jensen, Tim	1	0	0	0	0	0	0.2	7	3			0	2	2	0	2	0	1	0	20.90	0.0%	28.6%	7.46
2003	Jensen, Tim	8	0	1	0	0	0	11.2	65	19			1	16	10	9	13	1	6		6.00	13.8%	20.0%	2.74
2004	Jensen, Tim	8	0	1	0	0	0	12.0	65	15			0	13	10	10	12	1	3	0	5.83	15.4%	18.5%	2.25
2003	Johnson, Andrew	3	0	0	0	0	0	2.0	12	5			2	5	4	2	0	0	2		14.00	16.7%	0.0%	2.50
1993	Johnson, Jermaine	1	0	0	0	0	0	1.2	14	6	0	1	0	6	6	3	3	0	0	1	25.15	21.4%	21.4%	5.39
1994	Johnson, Jermaine	2	1	0	0	0	0	3.2	23	3	0	1	0	5	5	0	9	0	2	0	9.54	0.0%	39.1%	3.27
1995	Johnson, Jermaine	3	1	0	0	0	0	3.2	15	2	1	0	0	1	0	3	2	0	0	0	0.00	20.0%	13.3%	1.09
2014	Johnson, Luke	5	1	0	1			4.2	18	2			0	0	0	7	3	0		0	0.00	38.9%	16.7%	1.07
2015	Johnson, Luke	4	0	0	3			2.1	18	7			0	5	2	3	3	0	2	1	6.00	16.7%	16.7%	4.29
1978	Joyce, Mike	1	0	1	0	1	0	6.0	30	11	0	0	0	7	4	5	1	0	3	0	4.67	16.7%	3.3%	2.00
1979	Joyce, Mike	7	1	1	3	0	0	19.1	87	17	1	0	0	12	8	13	12	1	1	0	2.90	14.9%	13.8%	1.50
2022	Kanak, Jackson	13	4	2	0			35.1	142	29			0	8	7	28	5	3	1	0	1.39	19.7%	3.5%	0.96
2019	Kanak, Ricky	5	1	1	0			11.2	56	7			0	6	2	12	6	4	1	0	1.20	21.4%	10.7%	1.11
2005	Kazmier, Keith	9	1	0	1	0	0	16.2	84	20			4	16	12	19	11	0	2	0	5.04	22.6%	13.1%	1.86
2006	Kazmier, Keith	15	6	4	0	6	1	68.0	292	63			6	38	30	75	21	6	3	0	3.09	25.7%	7.2%	1.24
1999	Kerns, Andrew	14	7	3	0	4	1	61.0	271	64			4	49	39	52	24	6	20	2	4.48	19.2%	8.9%	1.44
2000	Kerns, Andrew	13	3	4	0	1		55.0	277	74				61	41	63	29				5.22	22.7%	10.5%	1.87
2007	Kerns, Peter	1	0	0	0			3.1	16	3	1	0	0	1	1	3	4	0			2.10	18.8%	25.0%	2.10
2021	Koehler, Ryan	9	0	1	3			11.1	47	4			0	4	2	9	7	3	4	1	1.24	19.1%	14.9%	0.97
1972	Koenen, John	13	4	4	0	5	1	55.1	224	41	0	0	0	24	10	60	15	3	5	0	1.27	26.8%	6.7%	1.01

BHS Single Season: Alphabetical Listing of All Players' Pitching Statistics

YR	NAME	G	W	L	S	CG	SH	IP	BFP	H	2B	3B	HR	R	ER	SO	BB	HB	WP	BK	ERA	K%	BB%	WHIP
2021	Kohanzo, Jake	9	5	1	0			25.2	114	23			2	8	8	25	10	3	0	0	2.18	21.9%	8.8%	1.29
2022	Kohanzo, Jake	6	1	1	0			15.2	69	17			0	8	6	16	5	1	0	0	2.68	23.2%	7.2%	1.40
2006	Korcal, Ryan	0	0	0	0	0	0	0.0	0	0			0	0	0	0	0	0	0	0		-	0.0%	-
2015	Korus, Jeff	1	0	0	0			0.2	6	2			0	4	4	0	2	0	0	1	42.00	0.0%	33.3%	6.00
1984	Koski, Doug	1	1	0	0	0	0	4.0	18	1	0	0	0	3	2	1	3	0	2	0	3.50	5.6%	16.7%	1.00
1985	Koski, Doug	13	3	1	2	0	0	41.2	196	45	6	0	3	28	21	27	25	2	0	2	3.53	13.8%	12.8%	1.68
2017	Kozlowski, Eric	7	1	0	1			7.1	32	6			0	5	4	6	2	1	3	0	3.82	18.8%	6.3%	1.09
1990	Kraus, Matt	1	0	0	0	0	0	2.0	8	2	0	0	1	1	1	1	0	0	0	0	3.50	12.5%	0.0%	1.00
1991	Kristof, Tom	6	2	1	0	0	0	24.1	104	21	3	1	0	15	8	20	16	0	9	1	2.30	19.2%	15.4%	1.52
1996	Kristoff, Ryan	3	0	0	1	0	0	5.0	26	8	1	0	3	7	6	5	2	0	0	0	8.40	19.2%	7.7%	2.00
2001	Krull, Ken	4	2	0	0	0		13.1	72	17				12	10	17	7	1	2		5.25	23.6%	9.7%	1.80
2002	Krull, Ken	11	1	6	0	2	0	52.2	250	57			6	51	32	53	27	5	3	4	4.25	21.2%	10.8%	1.59
2012	Kubiuk, Dan	1	0	0	0	0	0	0.2	3	0			0	0	0	1	0	1	0	0	0.00	33.3%	0.0%	-
2014	Kubiuk, Dan	12	3	1	5			17.0	66	7			0	3	1	16	7	0		0	0.41	24.2%	10.6%	0.82
2022	Lacson, Nick	10	4	0	0			39.1	173	33			1	15	10	52	20	2	4	1	1.78	30.1%	11.6%	1.35
2010	Le Compte, Ben	1	0	0	0	0	0	1.1	8	1			0	5	5	1	4	0	0	0	26.32	12.5%	50.0%	3.76
1998	Lee, Andy	6	1	0	0	0	0	19.0	91	23	2	1	0	12	9	18	7	1	2	0	3.32	19.8%	7.7%	1.58
1998	Leng, Carl	2	0	0	0	0	0	3.0	11	0	0	0	0	1	1	1	3	0	1	0	2.33	9.1%	27.3%	1.00
1999	Leng, Carl	9	2	1	0	0	0	23.1	125	35			2	29	19	18	7	2	1	0	5.70	14.4%	5.6%	1.80
2006	Lidge, Mike	12	1	1	2	0	0	16.0	76	18			1	11	6	14	8	0	2	0	2.63	18.4%	10.5%	1.63
2007	Lidge, Mike	3	2	0	0			25.1	119	28	3	1	1	20	13	21	11	0			3.59	17.6%	9.2%	1.54
1996	Lindberg, Mike	4	0	0	0	0	0	3.0	18	5	2	0	0	4	4	2	5	0	0	0	9.33	11.1%	27.8%	3.33
1972	Lindscoog, Jeff	6	2	0	0	2	0	16.1	68	8	0	0	0	6	0	15	10	1	2	0	0.00	22.1%	14.7%	1.10
2010	Locascio, Dan	1	0	0	0	0	0	1.0	7	1			0	0	0	1	2	0	0	0	0.00	14.3%	28.6%	3.00
2011	Locascio, Dan	4	0	0	0	0	0	4.2	32	9			4	9	8	3	6	1	0	0	11.99	9.4%	18.8%	3.21
2019	Loutos, Nick	1	0	0	0			1.0	8	3			0	2	2	1	1	1	1	0	14.00	12.5%	12.5%	4.00
2015	Loutos, Ryan	1	1	0	0			3.0	10	1			0	0	0	2	0	0	0	0	0	20.0%	0.0%	0.33
2016	Loutos, Ryan	8	5	2	0			35.1	160	30			0	22	7	43	11	5	11	0	1.39	26.9%	6.9%	1.16
2017	Loutos, Ryan	10	9	0	0			59.1	215	28			0	7	4	92	6	5	4	0	0.47	42.8%	2.8%	0.57
2009	Lundmark, Jackson	4	0	2	0	0	0	15.2	79	16			2	17	14	11	8	2	1	0	6.25	13.9%	10.1%	1.53
2010	Lundmark, Jackson	9	1	4	1	2	3	40.1	185	35			0	21	9	26	23	2	4	0	1.56	14.1%	12.4%	1.44
2011	MacCartney, Connor	2	0	0	0	0	0	3.0	19	6			0	8	6	5	4	0	1	0	14.00	26.3%	21.1%	3.33
2012	MacCartney, Connor	5	0	2	0	0	0	20.2	94	25			1	13	14	15	5	7	6	1	4.74	16.0%	5.3%	1.45

BHS Single Season: Alphabetical Listing of All Players' Pitching Statistics

YR	NAME	G	W	L	S	CG	SH	IP	BFP	H	2B	3B	HR	R	ER	SO	BB	HB	WP	BK	ERA	K%	BB%	WHIP
2018	Mack, Richie	2	0	2	0			4.1	24	5			0	5	3	2	5	0	1	0	4.85	8.3%	20.8%	2.31
1998	Mack, Robert	2	0	0	0	0	0	1.2	8	2	0	0	0	2	1	1	1	0	0	0	4.19	12.5%	12.5%	1.80
2014	Marion, Nick	1	0	0	0			2.0	10	2			0	2	0	1	1	0		0	0.00	10.0%	10.0%	1.50
2015	Marion, Nick	11	3	0	0			13.2	65	16			0	10	8	5	8	0	2	3	4.10	7.7%	12.3%	1.76
2004	Maropis, Derek	1	0	0	0	0	0	0.0	0	0			0	0	0	0	0	0	0	0		-	0.0%	-
2005	Maropis, Derek	1	1	0	0	0	0	1.0	6	2			0	2	1	1	0	0	0	0	7.00	16.7%	0.0%	2.00
2004	Marshall, Eric	11	8	0	0	6	2	57.1	247	46			3	20	12	48	24	4	4	2	1.47	19.4%	9.7%	1.22
2005	Marshall, Eric	17	14	1	2	11	8	97.0	387	50			2	19	12	108	29	12	5	0	0.87	27.9%	7.5%	0.81
2010	Maude, Mike	0	0	0	0	0	0	0.0	0	0			0	0	0	0	0	0	0	0		-	0.0%	-
2011	Maude, Mike	9	0	0	0	0	0	11.0	68	12			0	17	13	11	24	0	2	0	8.27	16.2%	35.3%	3.27
1994	Mayer, Tom	2	0	0	0	0	0	6.0	35	9	1	1	1	11	9	6	8	0	6	0	10.50	17.1%	22.9%	2.83
1995	Mayer, Tom	6	4	0	0	0	0	29.0	132	27	1	0	0	14	9	24	16	4	2	0	2.17	18.2%	12.1%	1.48
1993	Mayland, Chris	4	0	0	0	0	0	6.1	27	3	0	0	0	2	2	5	3	2	0	0	2.21	18.5%	11.1%	0.95
2004	McBee, Kevin	1	0	0	0	0	0	0.2	8	1			0	1	1	0	1	0	0	0	10.45	0.0%	12.5%	2.99
2005	McBee, Kevin	2	0	0	0	0	0	4.0	20	5			1	3	2	0	2	0	0	0	3.50	0.0%	10.0%	1.75
2007	McDonnell, Danny	1	0	0	0			1.0	6	2	0	0	2	3	2	1	1	0			14.00	16.7%	16.7%	3.00
2008	McDonnell, Danny	8	3	1	0	0	0	24.2	121	30			2	25	22	21	16	1	0	0	6.242	17.4%	13.2%	1.86
2008	McDonnell, Robby	5	2	1	0	0	0	17.0	79	6			1	15	11	24	14	2	0	0	4.529	30.4%	17.7%	1.18
2009	McDonnell, Robby	16	9	3	0	4	3	70.0	320	52			3	31	21	99	42	4	7	1	2.10	30.9%	13.1%	1.34
2010	McDonnell, Robby	10	4	2	1	3	0	40.1	169	24			1	20	9	81	17	3	3	0	1.56	47.9%	10.1%	1.02
2001	McDonnell, Scott	10	0	0	1	0		12.1	56	13				10	8	12	9	0	0		4.54	21.4%	16.1%	1.78
2002	McDonnell, Scott	12	1	2	0	0	0	14.1	70	17			1	14	12	12	7	0	1	0	5.86	17.1%	10.0%	1.67
1979	McLamore, Scott	5	3	0	1	1	0	17.2	61	2	1	0	0	7	4	9	6	0	1	0	1.58	14.8%	9.8%	0.45
1995	McNichols, Sean	18	4	2	4	0	0	35.1	148	21	6	0	3	20	14	33	16	1	4	2	2.77	22.3%	10.8%	1.05
1996	McNichols, Sean	12	4	2	0	0	0	29.2	136	25	6	0	1	20	12	34	12	2	3	0	2.83	25.0%	8.8%	1.25
2017	Medina, Jackson	1	0	0	0			0.2	4	2			0	0	0	0	0	0	0	0	0.00	0.0%	0.0%	2.99
2018	Medina, Jackson	10	5	2	0			40.1	199	51			0	30	14	20	9	7	4	0	2.43	10.1%	4.5%	1.49
2015	Meier, Dane	6	0	0	0			6.0	34	9			0	8	7	5	6	2	1	1	8.17	14.7%	17.6%	2.50
2017	Meyer, Jake	9	1	0	0			12.2	51	11			0	4	3	11	5	1	3	1	1.66	21.6%	9.8%	1.26
2018	Meyer, Jake	7	1	0	1			11.1	68	16			0	18	16	11	14	2	6	0	9.88	16.2%	20.6%	2.47
2015	Michaels, Tristan	5	0	0	0			6.0	32	8			0	7	7	5	5	1	1	0	8.17	15.6%	15.6%	2.17
2016	Michaels, Tristan	7	0	1	0			7.1	41	8			1	6	6	11	10	0	4	0	5.73	26.8%	24.4%	2.46
1999	Mickey, David	7	3	3	0	2	1	32.2	153	33			1	33	24	38	9	2	4	1	5.14	24.8%	5.9%	1.29

BHS Single Season: Alphabetical Listing of All Players' Pitching Statistics

YR	NAME	G	W	L	S	CG	SH	IP	BFP	H	2B	3B	HR	R	ER	SO	BB	HB	WP	BK	ERA	K%	BB%	WHIP
1988	Minchk, Kevin	1	0	0	0	0	0	0.2	6	2	0	1	0	3	2	1	1	0	1	0	20.90	16.7%	16.7%	4.48
1989	Minchk, Kevin	7	2	1	0	0	0	10.2	69	21	1	0	1	16	10	5	11	1	3	0	6.56	7.2%	15.9%	3.00
1976	Mitchell, Clay	6	1	0	0	0	0	12.0	52	10	0	0	0	2	0	14	6	0	0	0	0.00	26.9%	11.5%	1.33
1977	Mitchell, Clay	6	2	4	0	0	0	34.0	167	33	0	0	0	29	23	39	32	0	4	0	4.74	23.4%	19.2%	1.91
1976	Mogle, Tom	2	0	0	0	0	0	6.2	32	7	0	0	0	8	7	4	3	2	1	0	7.35	12.5%	9.4%	1.50
1977	Mogle, Tom	2	0	0	1	0	0	5.0	30	5	0	0	0	5	2	4	10	0	4	0	2.80	13.3%	33.3%	3.00
1973	Moldermaker, Don	4	0	0	0	0	0	5.0	20	3	0	0	0	3	2	4	2	0	0	0	2.80	20.0%	10.0%	1.00
1974	Moldermaker, Don	1	1	0	0	0	0	1.0	11	3	0	0	0	7	0	0	5	0	0	0	0.00	0.0%	45.5%	8.00
1987	Molloy, Mike	1	0	0	0	0	0	2.0	12	4	1	1	1	3	2	1	1	0	0	0	7.00	8.3%	8.3%	2.50
1974	Moore, Harry	2	1	1	0	1	0	9.0	39	10	0	0	0	12	5	4	8	0	0	0	3.89	10.3%	20.5%	2.00
1975	Moore, Harry	7	3	0	0	2	0	25.0	118	24	0	0	0	11	9	25	16	1	2	0	2.52	21.2%	13.6%	1.60
1996	Moore, Jim	1	0	0	0	0	0	1.0	9	3	0	0	0	3	0	2	2	0	2	1	0.00	22.2%	22.2%	5.00
1997	Moreno, Dimas	13	3	2	1	0	0	25.1	115	17	2	0	1	13	8	27	16	0	5	0	2.21	23.5%	13.9%	1.30
1984	Morgan, Dave	4	0	0	0	0	0	7.2	32	5	1	0	2	5	4	6	4	0	1	0	3.65	18.8%	12.5%	1.17
1985	Morgan, Dave	10	3	0	1	0	0	21.1	112	22	2	1	2	25	20	10	20	0	2	0	6.56	8.9%	17.9%	1.97
1989	Morgan, Doug	4	0	1	0	0	0	7.1	38	7	2	1	0	7	4	5	6	1	3	1	3.82	13.2%	15.8%	1.77
1982	Muiznieks, Karlis	1	0	0	0	0	0	1.0	6	1	0	0	0	1	1	0	2	0	0	0	7.00	0.0%	33.3%	3.00
1983	Muiznieks, Karlis	3	3	0	0	0	0	15.0	71	9	2	0	0	9	5	17	20	0	1	0	2.33	23.9%	28.2%	1.93
2012	Nelson, Scott	2	0	0	0	0	0	1.0	10	4			1	3	3	2	0	1	0	0	21.00	20.0%	0.0%	4.00
2013	Nelson, Scott	14	9	2	2			69.1	286	68				31	18	46	10	7			1.82	16.1%	3.5%	1.13
2018	Nery, Adrian	2	0	0	0			4.0	19	3			0	3	1	4	4	0	0	0	1.75	21.1%	21.1%	1.75
2019	Nery, Adrian	1	0	0	0			0.1	5	1			0	2	2	1	3	0	1	0	42.00	20.0%	60.0%	12.00
1985	Noreen, Keith	12	4	1	1	0	0	44.2	202	56	9	0	2	26	22	21	15	1	1	0	3.45	10.4%	7.4%	1.59
1986	Noreen, Keith	14	7	0	2	5	0	60.0	240	52	11	0	1	13	8	48	15	1	0	1	0.93	20.0%	6.3%	1.12
1978	Noreen, Ken	1	1	0	0	0	0	6.2	32	5	0	0	0	4	3	4	6	0	1	0	3.15	12.5%	18.8%	1.65
1977	Noreen, Kevin	2	1	1	0	0	0	6.0	34	7	0	0	0	9	3	3	9	0	1	0	3.50	8.8%	26.5%	2.67
1978	Noreen, Kevin	10	10	0	0	7	0	65.0	287	49	0	0	0	33	19	37	38	5	8	0	2.05	12.9%	13.2%	1.34
2018	Nowicki, R.J.	16	5	1	2			37.2	163	27			0	15	8	46	18	2	5	1	1.49	28.2%	11.0%	1.20
2019	Nowicki, R.J.	12	10	0	0			60.2	230	35			0	7	2	69	13	2	0	0	0.23	30.0%	5.7%	0.79
2009	Oakley, Tim	12	1	2	1	0	0	18.2	84	16			1	9	6	16	9	1	0	0	2.25	19.0%	10.7%	1.34
2021	Oberholzer, Seth	1	0	0	0			1.0	4	2			0	0	0	0	0	0	0	0	0.00	0.0%	0.0%	2.00
2006	O'Connell Brendan	0	0	0	0	0	0	0.0	0	0			0	0	0	0	0	0	0	0		0.0%	0.0%	-
2003	O'Connell, Drew	10	5	4	0	7	1	56.0	264	53			0	36	26	64	30	6	8		3.25	24.2%	11.4%	1.48

BHS Single Season: Alphabetical Listing of All Players' Pitching Statistics

YR	NAME	G	W	L	S	CG	SH	IP	BFP	H	2B	3B	HR	R	ER	SO	BB	HB	WP	BK	ERA	K%	BB%	WHIP
2004	O'Connell, Drew	16	13	2	0	12	4	98.2	382	57			0	18	13	140	27	2	3	0	0.92	36.6%	7.1%	0.85
2015	O'Keefe, Connor	2	0	0	0			2.0	11	4			1	4	1	0	1	0	0	0	3.50	0.0%	9.1%	2.50
2016	O'Keefe, Connor	9	4	1	0			24.2	107	21			0	14	9	6	9	3	4	0	2.55	5.6%	8.4%	1.22
2006	Odell, Lee	4	1	2	0	0	0	10.1	54	16			2	12	11	6	5	2	2	0	7.45	11.1%	9.3%	2.03
2019	Oetinger, Dominic	5	0	1	0			8.1	43	14			0	7	6	8	4	0	0	0	5.04	18.6%	9.3%	2.16
1997	Oliva, Matt	10	4	3	0	1	1	43.1	211	47	6	0	3	39	22	35	24	9	5	3	3.55	16.6%	11.4%	1.64
1995	Olson, Brian	2	0	0	0	0	0	2.2	11	3	1	0	0	2	2	1	1	0	0	1	5.24	9.1%	9.1%	1.50
1996	Olson, Brian	4	1	0	0	0	0	11.1	49	10	1	0	2	8	6	9	5	0	0	1	3.71	18.4%	10.2%	1.32
1969	Olson, Dave	12	6	2	0	6	2	55.2	244	45	0	0	0	20	7	58	22	1	5	1	0.88	23.8%	9.0%	1.20
1998	Oviatt, Chip	13	4	2	0	2	0	55.2	250	62	7	0	2	29	20	47	20	1	3	1	2.51	18.8%	8.0%	1.47
1982	Oviatt, John	5	1	1	1	0	0	22.0	111	21	2	1	3	24	16	18	16	2	7	0	5.09	16.2%	14.4%	1.68
1982	Owen, Chris	1	0	0	0	0	0	1.0	7	2	0	0	0	3	3	1	2	0	3	0	21.00	14.3%	28.6%	4.00
2021	Pallan, Bruno	8	0	0	1			8.2	44	5			0	5	4	17	10	2	4	0	3.23	38.6%	22.7%	1.73
2022	Pallan, Bruno	16	0	1	6			16.2	96	14			0	17	12	28	21	7	5	0	5.04	29.2%	21.9%	2.10
2015	Palomo, Levi	1	0	0	0			0.1	4	0			0	1	1	0	2	1	0	0	21.00	0.0%	50.0%	6.00
2016	Palomo, Levi	8	3	0	0			32.0	146	32			2	16	10	26	17	4	9	1	2.19	17.8%	11.6%	1.53
2002	Pantanella, Chris	1	0	0	0	0	0	0.2	4	1			0	0	0	0	0	0	1	0	0.00	0.0%	0.0%	1.49
2006	Parry, Billy	2	0	1	0	0	0	7.1	39	9			0	10	7	4	8	2	0	1	6.68	10.3%	20.5%	2.32
2007	Parry, Billy	5	3	1	0			30.1	143	17	2	0	1	19	15	31	30	3			3.46	21.7%	21.0%	1.55
2000	Payton, Grant	12	1	4	3	0		20.1	107	33				25	20	16	8				6.89	15.0%	7.5%	2.02
2001	Payton, Grant	14	8	3	0	3		60.2	278	57				34	17	47	28	3	7		1.96	16.9%	10.1%	1.40
1973	Pease, Scott	3	1	0	0	0	0	7.1	34	8	0	0	0	6	4	5	5	0	0	0	3.82	14.7%	14.7%	1.77
1971	Perry, Steve	9	6	1	0	0	0	49.2	159	37	0	0	0	26	24	54	18	4	3	0	3.38	34.0%	11.3%	1.11
1972	Perry, Steve	14	10	3	0	9	2	72.1	307	42	0	0	0	18	6	82	33	5	5	1	0.58	26.7%	10.7%	1.04
2019	Peters, Andrew	1	0	0	0			0.2	6	0			0	3	2	1	4	0	2	0	20.90	16.7%	66.7%	5.97
2016	Peters, Brad	5	0	0	0			8.0	37	6			1	6	4	5	5	2	2	0	3.50	13.5%	13.5%	
2017	Peters, Brad	4	0	0	0			6.2	29	2			0	2	2	5	6	1	3	0	2.10	17.2%	20.7%	1.20
2013	Petersen, Jake	2	0	1	0			6.2	31	7				8	4	10	4	3			4.20	32.3%	12.9%	1.65
2014	Petersen, Jake	4	1	0	0			10.0	49	8			0	4	2	9	7	1		0	1.40	18.4%	14.3%	1.50
2015	Petersen, Jake	4	1	1	0			8.0	33	3			0	1	1	8	4	3	1	0	0.88	24.2%	12.1%	0.88
2019	Petersen, Rayth	11	0	2	2			16.2	75	14			0	10	6	19	9	2	1	0	2.52	25.3%	12.0%	1.38
1992	Piersanti, Frank	2	0	0	0	0	0	4.2	31	11	1	0	0	6	4	2	2	1	2	0	6.00	6.5%	6.5%	2.78
2022	Pierga, Maksymilian	4	0	0	0			4.0	25	2			0	5	5	7	8	3	4	0	8.75	28.0%	32.0%	2.50

BHS Single Season: Alphabetical Listing of All Players' Pitching Statistics

YR	NAME	G	W	L	S	CG	SH	IP	BFP	H	2B	3B	HR	R	ER	SO	BB	HB	WP	BK	ERA	K%	BB%	WHIP
2013	Pieterzak, Matt	7	3	0	0			27.1	123	33				16	13	14	8	1			3.33	11.4%	6.5%	1.50
2012	Pietrzak, Matt	8	2	0	0	0	0	12.2	63	14			0	11	10	12	6	3	1	0	5.52	19.0%	9.5%	1.58
2013	Pircher, Jack	1	0	0	0			1.0	5	1				1	0	0	1	0			0.00	0.0%	20.0%	2.00
2014	Pircher, Jack	3	0	0	0			1.2	9	2			0	2	2	2	2	0		0	8.40	22.2%	22.2%	2.40
1988	Plaskas, Brett	1	0	0	1	0	0	1.0	3	0	0	0	0	0	0	1	0	0	0	0	0.00	33.3%	0.0%	-
2019	Podlesnik, Johnny	3	1	0	0			6.0	24	4			0	2	1	9	3	0	1	0	1.17	37.5%	12.5%	1.17
1997	Pohlman, Dan	11	5	2	0	4	1	53.0	250	49	8	0	3	32	22	57	31	2	10	1	2.91	22.8%	12.4%	1.51
1998	Pohlman, Dan	13	9	3	0	7	2	65.1	288	49	8	1	2	29	17	70	36	1	7	0	1.82	24.3%	12.5%	1.30
1999	Pohlman, Dan	12	7	3	0	4	1	61.1	246	29			1	27	18	101	45	3	6	0	2.05	41.1%	18.3%	1.21
2000	Pohlman, Dan	18	3	2	0	1		31.1	156	24				33	25	43	26				5.59	27.6%	16.7%	1.60
1971	Possehl, Bill	1	0	1	0	0	0	1.0	6	3	0	0	0	3	3	1	0	0	0	0	21.00	16.7%	0.0%	3.00
1972	Possehl, Bill	2	1	0	0	1	0	10.2	49	10	0	0	0	3	1	7	6	1	1	0	0.66	14.3%	12.2%	1.50
2013	Powell, Brad	2	0	0	0			5.2	28	9				5	2	3	2	0			2.47	10.7%	7.1%	1.94
2014	Powell, Brad	12	0	0	1			20.1	92	19			0	10	10	14	12	2		0	3.44	15.2%	13.0%	1.53
1991	Radosh, Ryan	1	0	0	0	0	0	2.2	11	1	1	0	0	1	1	1	2	0	0	0	2.62	9.1%	18.2%	1.12
2001	Ramirez, Rogelio	11	6	1	0	2		31.0	144	28				17	13	25	11	1	2		2.94	17.4%	7.6%	1.26
1993	Rasmussen, Steve	5	2	0	0	0	0	12.1	62	16	4	0	1	12	10	9	8	1	3	0	5.68	14.5%	12.9%	1.95
1994	Rasmussen, Steve	12	6	3	0	3	1	58.1	263	48	9	0	4	35	22	67	31	3	8	0	2.64	25.5%	11.8%	1.35
2018	Raynor, Max	2	0	0	0			1.1	7	2			0	0	0	1	1	1	0	0	0.00	14.3%	14.3%	2.25
2019	Raynor, Max	7	3	2	0			20.0	94	21			0	14	6	15	13	2	2	1	2.10	16.0%	13.8%	1.70
2019	Reaume, Andreas	13	0	0	2			16.0	75	14			0	11	10	30	11	3	3	2	4.38	40.0%	14.7%	1.56
2011	Redpath, Max	15	0	5	2	0	0	26.2	129	29			1	20	13	25	17	1	1	1	3.41	19.4%	13.2%	1.72
2012	Redpath, Max	7	2	3	0	2	1	34.0	154	32			4	28	24	29	16	5	4	2	4.94	18.8%	10.4%	1.41
2015	Reith, Owen	7	0	0	0			7.2	42	13			2	11	5	7	3	0	0	0	4.57	16.7%	7.1%	2.09
1994	Rengel, Nick	7	0	0	0	0	0	20.1	99	24	0	0	1	15	5	18	10	1	4	0	1.72	18.2%	10.1%	1.67
1995	Rengel, Nick	11	6	2	0	3	0	44.1	203	37	6	1	1	31	18	57	23	5	5	1	2.84	28.1%	11.3%	1.35
1996	Rengel, Nick	10	4	5	0	3	1	44.0	194	43	5	1	3	26	18	36	16	5	3	0	2.86	18.6%	8.2%	1.34
2013	Riahi, Nima	3	0	2	0			7.2	44	13				11	10	6	7	0			9.13	13.6%	15.9%	2.61
2014	Riahi, Nima	6	0	1	0			7.1	30	3			0	1	1	6	5	0		1	0.96	20.0%	16.7%	1.09
1969	Rice, Bob	6	2	1	0	2	0	34.2	145	25	0	0	0	16	9	27	7	0	0	0	1.82	18.6%	4.8%	0.92
1999	Rische, Christian	3	0	0	0	0	0	5.1	27	5			0	6	5	3	4	0	1	0	6.17	11.1%	14.8%	1.59
2006	Rische, Clay	8	3	1	0	0	0	25.2	126	30			0	19	13	22	17	3	10	0	3.54	17.5%	13.5%	1.83
2007	Rische, Clay	10	5	4	1			56.0	259	55	8	2	0	35	22	49	27	3			2.75	18.9%	10.4%	1.46

BHS Single Season: Alphabetical Listing of All Players' Pitching Statistics

YR	NAME	G	W	L	S	CG	SH	IP	BFP	H	2B	3B	HR	R	ER	SO	BB	HB	WP	BK	ERA	K%	BB%	WHIP
1987	Ritchie, Branden	1	0	0	0	0	0	2.0	15	1	1	0	0	4	4	2	7	0	0	0	14.00	13.3%	46.7%	4.00
1988	Ritchie, Branden	8	3	2	0	0	0	26.0	140	30	8	1	0	31	22	21	30	1	4	1	5.92	15.0%	21.4%	2.31
1988	Rives, Steve	1	0	0	0	0	0	0.2	2	0	0	0	0	0	0	1	1	0	0	0	0.00	50.0%	50.0%	1.49
2015	Rochwick, Austin	5	0	1	0			6.1	43	13			0	13	13	1	9	3	1	1	14.37	2.3%	20.9%	3.47
2019	Rodriguez, Xavier	1	0	0	0			1.2	9	3			0	3	2	0	0	0	0	0	8.38	0.0%	0.0%	1.80
2009	Rogers, Chris	4	0	0	0	0	0	2.1	16	8			1	6	6	0	2	0	1	0	18.03	0.0%	12.5%	4.29
2010	Rogers, Chris	19	3	3	3	0	0	34.0	150	34			1	20	15	28	10	1	1	1	3.09	18.7%	6.7%	1.29
2011	Rogers, Jon	5	0	0	0	0	0	7.0	40	14			1	10	9	5	5	0	0	0	9.00	12.5%	12.5%	2.71
2012	Rogers, Jon	10	4	3	0	5	1	50.1	224	55			1	27	24	23	17	1	2	0	3.34	10.3%	7.6%	1.43
2016	Rosales, Juan	4	0	0	0			3.1	22	5			1	9	9	0	7	3	4	0	18.92	0.0%	31.8%	3.60
2017	Rosales, Juan	1	0	0	0			2.0	10	1			0	2	2	0	5	0	0	0	7.00	0.0%	50.0%	3.00
1991	Ross, Todd	10	3	1	0	0	0	13.2	65	15	0	0	0	8	5	8	7	0	2	0	2.56	12.3%	10.8%	1.61
2006	Rudnicki, Chris	0	0	0	0	0	0	0.0	0	0			0	0	0	0	0	0	0	0	-	0.0%	0.0%	-
2022	Ruff, Owen	2	0	0	0			1.1	11	3			0	3	3	4	3	1	1	1	15.79	36.4%	27.3%	4.51
1993	Russtiesi, Sal	3	1	0	1	0	0	5.2	27	7	2	0	0	5	3	5	3	0	1	0	3.70	18.5%	11.1%	1.76
1994	Russtiesi, Sal	4	2	0	0	1	0	15.1	66	15	2	1	3	13	9	10	7	0	0	0	4.11	15.2%	10.6%	1.44
2007	Ryan, Nolan	12	3	9	0			64.0	287	47	7	0	0	39	20	70	30	5			2.19	24.4%	10.5%	1.20
2008	Ryan, Nolan	8	1	2	0	0	0	29.0	130	26			0	25	14	42	23	0	0	0	3.379	32.3%	17.7%	1.69
1976	Ryckman, Kurt	6	0	3	0	3	0	25.1	111	27	0	0	0	12	7	20	8	1	4	0	1.93	18.0%	7.2%	1.38
1977	Ryckman, Kurt	10	7	0	0	0	0	51.0	225	56	0	0	0	22	18	46	16	0	2	0	2.47	20.4%	7.1%	1.41
2019	Sabatello, Sammy	10	4	2	0			24.0	119	16			3	19	10	16	18	8	2	2	2.92	13.4%	15.1%	1.42
1989	Sander, Matt	9	1	0	0	1	0	21.0	96	21	5	1	0	17	8	17	9	0	2	0	2.67	17.7%	9.4%	1.43
1990	Sander, Matt	19	8	5	2	3	1	68.2	308	62	9	0	2	41	25	59	30	5	11	1	2.55	19.2%	9.7%	1.34
1990	Savacool, Scott	4	1	0	0	1	1	16.0	66	10	1	0	0	4	1	11	5	2	0	0	0.44	16.7%	7.6%	0.94
1996	Sayre, Jess	1	0	0	0	0	0	0.1	3	1	0	0	0	2	2	0	1	0	0	0	42.42	0.0%	33.3%	6.06
1997	Sayre, Jess	6	0	1	0	0	0	11.0	50	15	1	0	2	12	8	10	5	1	0	0	5.09	20.0%	10.0%	1.82
1998	Sayre, Jess	3	0	0	1	0	0	2.2	12	1	0	0	0	3	0	3	4	0	0	0	0.00	25.0%	33.3%	1.87
1990	Schmalz, Darin	2	0	1	0	0	0	9.1	45	7	1	0	0	8	3	7	6	1	5	0	2.25	15.6%	13.3%	1.39
1991	Schmalz, Darin	12	5	4	1	5	2	60.2	248	43	10	1	3	25	19	60	16	4	3	0	2.19	24.2%	6.5%	0.97
1992	Schmalz, Darin	15	6	2	3	4	1	59.2	247	49	11	2	0	27	18	63	13	0	5	0	2.11	25.5%	5.3%	1.04
1993	Schmalz, Darin	11	6	3	2	7	2	55.2	238	46	4	0	2	22	16	59	21	3	4	1	2.01	24.8%	8.8%	1.20
1988	Schubbe, Chris	12	7	2	0	3	0	40.2	192	27	3	0	2	21	16	41	36	6	16	1	2.75	21.4%	18.8%	1.55
1989	Schubbe, Chris	14	6	4	1	4	1	65.1	295	41	7	1	2	40	19	59	50	3	13	0	2.04	20.0%	16.9%	1.39

BHS Single Season: Alphabetical Listing of All Players' Pitching Statistics

YR	NAME	G	W	L	S	CG	SH	IP	BFP	H	2B	3B	HR	R	ER	SO	BB	HB	WP	BK	ERA	K%	BB%	WHIP
1981	Schuerg, Chris	3	0	0	0	0	0	1.2	9	2	0	0	0	3	3	1	2	0	0	0	12.57	11.1%	22.2%	2.40
2001	Schultz, Steve	3	0	1	0	0		6.2	33	10				8	7	6	2	0	0		7.35	18.2%	6.1%	1.80
2002	Schultz, Steve	18	2	1	2	1	0	30.0	151	41			2	35	22	18	19	2	4	1	5.13	11.9%	12.6%	2.00
1965	Schumaker, Don	10	0	0	0	0	0	69.0	207	0	0	0	0	11	11	65	0	0	0	0	1.12	31.4%	0.0%	-
1966	Schumaker, Don	12	6	4	0	7	0	72.1	320	56	0	0	0	35	19	75	40	4	7	3	1.84	23.4%	12.5%	1.33
1990	Schumaker, Jason	2	1	0	0	0	0	4.2	22	2	1	0	0	5	4	3	8	0	2	0	6.00	13.6%	36.4%	2.14
1977	Seaton, Joe	3	1	1	0	0	0	13.1	61	10	0	0	0	11	9	11	11	0	2	0	4.73	18.0%	18.0%	1.58
1978	Seaton, Joe	12	11	1	0	9	2	73.2	302	50	0	0	0	28	17	65	26	5	9	0	1.62	21.5%	8.6%	1.03
2017	Seibert, Devin	2	0	0	0			1.1	9	3			0	1	1	1	1	1	0	0	5.26	11.1%	11.1%	3.01
2000	Shanders, Mike	2	0	0	0	0		3.1	19	4				2	1	2	2				2.10	10.5%	10.5%	1.80
2001	Shanders, Mike	6	0	0	1	0		12.0	66	13				15	13	9	15	5	3		7.58	13.6%	22.7%	2.33
2002	Shanders, Mike	12	3	6	1	2	0	50.0	232	39			1	32	27	51	34	5	6	0	3.78	22.0%	14.7%	1.46
2012	Shattuck, JC	0	0	0	0	0	0	0.0	0	0			0	0	0	0	0	0	0	0		0.0%	0.0%	-
2015	Shechtman, Chad	5	2	2	0			12.2	74	23			1	19	16	12	12	2	0	1	8.84	16.2%	16.2%	2.76
2000	Sheehan, Nick	1	0	1	0	0		3.2	19	6				6	6	1	6				11.44	5.3%	31.6%	3.27
1975	Shellenback, Carl	9	3	4	0	3	1	40.2	182	38	0	0	0	26	17	34	22	1	2	0	2.93	18.7%	12.1%	1.48
1976	Shellenback, Carl	14	10	2	0	10	0	80.1	339	55	0	0	0	35	22	82	44	3	3	0	1.92	24.2%	13.0%	1.23
1976	Shellenback, Eric	1	0	1	0	0	0	2.2	15	6	0	0	0	5	2	1	4	0	0	0	5.24	6.7%	26.7%	3.75
1977	Shellenback, Eric	8	3	2	0	0	0	36.1	164	39	0	0	0	20	15	28	16	0	1	0	2.89	17.1%	9.8%	1.51
1978	Shellenback, Eric	1	0	0	0	0	0	0.0	2	1	0	0	0	0	0	0	1	0	0	0	-	0.0%	50.0%	-
1974	Shellenback, Frank	1	0	1	0	0	0	0.0	4	1	0	0	0	3	3	0	3	0	0	0	-	0.0%	75.0%	-
1975	Shellenback, Frank	1	0	0	0	0	0	2.0	7	0	0	0	0	1	0	2	1	0	0	0	0.00	28.6%	14.3%	0.50
2003	Shelton, Josh	2	2	0	0	0	0	2.0	10	3			0	1	1	0	2	0	1		3.50	0.0%	20.0%	2.50
2004	Sherlock, Will	7	1	1	0	0	0	12.0	62	8			0	9	6	10	9	2	2	0	3.50	16.1%	14.5%	1.42
2005	Sherlock, Will	3	2	0	0	0	1	10.1	38	3			0	2	1	9	4	1	0	0	0.68	23.7%	10.5%	0.68
1983	Short, Joe	1	0	1	0	0	0	5.0	29	5	0	0	0	6	3	3	4	1	0	0	4.20	10.3%	13.8%	1.80
1982	Shotkoski, Dave	12	1	2	6	0	0	27.0	129	29	6	2	0	21	11	32	17	1	6	1	2.85	24.8%	13.2%	1.70
1983	Shotkoski, Dave	14	8	2	4	8	2	67.1	283	37	5	1	3	21	13	93	38	1	11	0	1.35	32.9%	13.4%	1.11
1973	Simond, Rob	3	2	0	0	2	0	17.1	67	13	0	0	0	7	3	20	2	0	0	1	1.21	29.9%	3.0%	0.87
1974	Simond, Rob	15	8	3	0	10	4	81.0	328	47	0	0	0	31	12	138	35	3	2	0	1.04	42.1%	10.7%	1.01
1975	Simond, Rob	12	7	3	0	7	2	70.1	278	31	0	0	0	19	11	128	33	3	4	0	1.09	46.0%	11.9%	0.91
1976	Skorupa, Elliott	4	1	1	0	0	0	6.2	35	3	0	0	0	8	8	8	9	3	3	0	8.40	22.9%	25.7%	1.80
1977	Skorupa, Elliott	10	5	1	1	0	0	44.0	194	23	0	0	0	25	20	74	39	0	5	0	3.18	38.1%	20.1%	1.41

BHS Single Season: Alphabetical Listing of All Players' Pitching Statistics

YR	NAME	G	W	L	S	CG	SH	IP	BFP	H	2B	3B	HR	R	ER	SO	BB	HB	WP	BK	ERA	K%	BB%	WHIP
1981	Skorupa, Paul	6	1	1	0	1	0	23.1	102	11	4	0	1	18	10	26	19	2	6	0	3.00	25.5%	18.6%	1.29
1982	Skorupa, Paul	10	3	4	1	1	1	40.2	160	22	5	0	4	35	17	58	34	3	6	0	2.93	36.3%	21.3%	1.38
1988	Slagle, Eric	10	2	0	0	0	0	24.1	141	28	5	0	1	40	26	34	32	0	7	0	7.48	24.1%	22.7%	2.47
1989	Slagle, Eric	13	6	3	2	5	2	57.2	253	37	4	0	0	26	21	73	39	5	5	0	2.55	28.9%	15.4%	1.32
1980	Slocum, Craig	3	2	0	0	0	0	7.2	40	8	0	0	0	7	5	6	8	0	4	0	4.56	15.0%	20.0%	2.09
1996	Smith, David	1	0	0	0	0	0	1.0	10	7	2	0	1	6	6	0	1	0	0	0	42.00	0.0%	10.0%	8.00
2004	Snelgrove, Elliott	1	0	0	0	0	0	2.0	11	1			1	4	4	0	2	0	2	0	14.00	0.0%	18.2%	1.50
1988	Sokulski, Doug	9	0	0	1	0	0	8.0	44	7	1	0	0	5	3	12	11	1	3	0	2.63	27.3%	25.0%	2.25
2022	Soske, Payton	5	1	1	0			6.1	30	3			0	3	2	5	6	3	0	0	2.21	16.7%	20.0%	1.42
2011	Stallone, Patrick	0	0	0	0	0	0	0.0	0	0			0	0	0	0	0	0	0	0	-	0.0%	0.0%	-
2014	Stefan, Richie	8	4	1	0			28.2	138	20			0	18	13	24	26	6		0	3.17	17.4%	18.8%	1.61
1993	Steinhoffer, Shane	4	0	0	2	0	0	7.0	35	10	3	0	1	11	6	5	1	1	2	1	6.00	14.3%	2.9%	1.57
1994	Steinhoffer, Shane	3	1	1	0	0	0	7.1	36	10	4	0	0	8	8	4	4	2	1	1	7.64	11.1%	11.1%	1.91
2011	Stumpf, Jack	0	0	0	0	0	0	0.0	0	0			0	0	0	0	0	0	0	0		0.0%	0.0%	-
2012	Stumpf, Jack	0	0	0	0	0	0	0.0	0	0			0	0	0	0	0	0	0	0		0.0%	0.0%	-
1991	Swaggerty, Chad	2	1	1	0	0	0	4.0	26	9	2	1	0	12	7	2	7	0	0	0	12.25	7.7%	26.9%	4.00
2016	Swanson, Blake	3	0	1	1			3.1	14	4			0	1	1	1	1	1	0	0	2.10	7.1%	7.1%	1.50
1998	Tapley, Mark	8	4	0	0	0	0	21.1	87	18	4	0	0	11	10	27	6	2	0	0	3.28	31.0%	6.9%	1.13
1999	Therault, Scott	1	0	0	0	0	0	2.1	10	3			0	0	0	1	1	0	1	0	0.00	10.0%	10.0%	1.72
1991	Thomas, Spencer	1	0	0	0	0	0	2.1	17	2	0	0	1	6	6	1	6	1	1	1	18.03	5.9%	35.3%	3.43
1992	Thomas, Spencer	4	2	1	1	2	0	19.0	82	20	2	0	0	10	8	15	1	1	2	0	2.95	18.3%	1.2%	1.11
2021	Thompson, Harley	7	0	0	2			6.1	34	4			0	6	2	10	4	3	3	0	2.21	29.4%	11.8%	1.26
2022	Thompson, Harley	16	2	0	1			16.0	72	8			0	6	6	25	11	5	2	0	2.63	34.7%	15.3%	1.19
1978	Tichy, Paul	1	1	0	0	0	0	5.0	31	7	0	0	0	8	8	5	8	1	1	0	11.20	16.1%	25.8%	3.00
1979	Tichy, Paul	10	5	4	0	3	0	48.2	214	28	1	0	2	36	20	43	39	1	4	0	2.88	20.1%	18.2%	1.38
1980	Tichy, Paul	14	9	1	3	7	2	71.2	264	45	9	0	0	24	20	77	41	1	1	1	1.95	29.2%	15.5%	1.20
1991	Tinkham, Brad	4	2	0	0	0	0	16.2	74	9	2	0	0	9	8	21	18	0	1	1	3.36	28.4%	24.3%	1.62
1992	Tinkham, Brad	7	0	2	0	0	0	19.2	112	27	5	0	2	28	15	13	16	4	1	0	5.34	11.6%	14.3%	2.19
1997	Tinkham, Brady	1	0	0	0	0	0	2.0	7	1	0	0	0	0	0	1	0	0	0	0	0.00	14.3%	0.0%	0.50
1998	Tinkham, Brady	3	1	0	0	0	0	9.0	41	11	2	0	1	9	7	9	4	2	1	0	5.44	22.0%	9.8%	1.67
2016	Tinkoff, Ryan	2	1	0	0			2.2	14	2			0	0	0	1	3	1	0	0	0.00	7.1%	21.4%	1.87
1966	Tolpo, Vince	1	1	0	0	0	0	6.0	30	0	0	0	0	3	3	10	7	0	2	0	3.50	33.3%	23.3%	1.17
1967	Tolpo, Vince	16	12	4	0	0	0	108	324	0	0	0	0	23	23	113	59	0	0	0	1.49	34.9%	18.2%	0.55

BHS Single Season: Alphabetical Listing of All Players' Pitching Statistics

YR	NAME	G	W	L	S	CG	SH	IP	BFP	H	2B	3B	HR	R	ER	SO	BB	HB	WP	BK	ERA	K%	BB%	WHIP
1983	Trautwein, Dave	10	6	3	1	3	0	48.1	222	38	4	1	1	31	20	47	25	1	7	2	2.90	21.2%	11.3%	1.30
1984	Trautwein, Dave	10	5	4	0	6	1	55.2	253	52	7	0	5	32	19	62	23	3	10	1	2.39	24.5%	9.1%	1.35
1979	Trautwein, John	8	3	3	2	1	0	35.1	182	54	8	1	2	25	24	28	22	1	3	0	4.76	15.4%	12.1%	2.15
1980	Trautwein, John	13	10	2	0	10	1	74.2	294	57	16	2	1	27	18	54	32	4	1	2	1.69	18.4%	10.9%	1.19
2012	Trautwein, Wyatt	4	2	1	0	0	0	14.1	74	12			0	19	13	11	11	6	7	0	6.35	14.9%	14.9%	1.61
2013	Trautwein, Wyatt	12	6	3	0			63.0	289	55				50	33	67	43	14			3.67	23.2%	14.9%	1.56
2014	Trautwein, Wyatt	8	6	1	0			43.0	190	29			2	27	20	35	24	7		0	3.26	18.4%	12.6%	1.23
1978	Traylor, Hunter	4	1	0	1	0	0	17.2	78	12	0	0	0	11	8	20	13	0	6	0	3.17	25.6%	16.7%	1.41
1979	Traylor, Hunter	8	3	1	0	1	0	48.2	229	34	3	0	1	25	23	37	47	2	3	0	3.31	16.2%	20.5%	1.66
1980	Trenning, Jeff	7	2	3	1	5	0	35.1	109	29	5	0	0	10	7	27	10	1	0	0	1.39	24.8%	9.2%	1.10
1981	Trenning, Jeff	11	7	3	0	7	0	64.0	268	50	6	0	0	29	11	72	23	3	3	3	1.20	26.9%	8.6%	1.14
1991	Tulko, Bill	3	0	0	0	0	0	4.0	27	11	2	0	1	9	8	6	4	0	0	0	14.00	22.2%	14.8%	3.75
2009	Tureck, Tyler	7	1	0	0	0	0	10.2	56	10			0	8	7	9	11	0	2	0	4.59	16.1%	19.6%	1.97
2010	Tureck, Tyler	14	5	3	1	4	2	67.2	302	71			3	43	34	46	31	1	6	0	3.52	15.2%	10.3%	1.51
2007	Unak, Tom	1	0	1	0			3.0	12	1	0	0	0	1	0	3	1	0			0.00	25.0%	8.3%	0.67
2008	Unak, Tom	15	5	4	0	2	0	52.2	234	69			3	42	27	42	12	3	0	0	3.588	17.9%	5.1%	1.54
2009	Unak, Tom	12	5	4	0	3	0	56.1	272	70			4	47	33	50	12	8	3	1	4.10	18.4%	4.4%	1.46
2021	Vojack, Matt	8	7	0	0			37.2	168	38			0	15	6	48	9	5	1	1	1.11	28.6%	5.4%	1.25
2008	Voltz, Jeremy	1	0	0	0	0	0	1.0	6	1			0	1	1	1	3	0	0	0	7.000	16.7%	50.0%	4.00
2003	Wagner, Greg	7	1	0	0	0	0	9.2	41	8			0	2	2	8	5	1	0		1.40	19.5%	12.2%	1.30
2011	Waliczek, Frank	9	1	5	0	0	0	38.2	189	40			3	38	28	38	31	2	1	0	5.07	20.1%	16.4%	1.84
2012	Waliczek, Frank	14	5	5	2	6	1	66.1	285	61			2	42	33	84	21	7	10	0	3.48	29.5%	7.4%	1.24
1987	Wambach, James	9	4	2	0	3	1	44.0	191	38	5	0	0	22	12	54	19	1	0	0	1.91	28.3%	9.9%	1.30
2010	Ward, Taylor	0	0	0	0	0	0	0.0	0	0			0	0	0	0	0	0	0	0		0.0%	0.0%	-
2011	Ward, Taylor	11	2	8	0	2	1	43.0	229	71			6	53	43	26	20	3	8	0	7.00	11.4%	8.7%	2.12
2014	Weber, Cole	10	1	0	0			15.2	65	10			2	12	6	12	4	3		0	2.68	18.5%	6.2%	0.89
2010	Weissshappel, Mike	3	0	0	0	0	0	4.0	26	6			1	8	7	7	7	0	3	1	12.25	26.9%	26.9%	3.25
2011	Weissshappel, Mike	10	2	4	0	1	0	38.2	181	36			0	28	24	35	24	8	3	0	4.34	19.3%	13.3%	1.55
1973	West, Keith	7	3	1	0	0	0	24.0	117	23	0	0	0	17	12	28	20	2	1	0	3.50	23.9%	17.1%	1.79
1992	Williams, Lee	4	1	1	0	0	0	11.1	57	14	3	0	0	12	8	7	5	0	0	0	4.94	12.3%	8.8%	1.68
1985	Wilson, Dan	7	4	2	0	2	1	24.2	117	25	5	1	0	20	15	17	20	1	0	0	4.26	14.5%	17.1%	1.82
1986	Wilson, Dan	17	13	0	2	8	2	87.0	357	60	9	1	5	36	21	104	28	6	8	1	1.69	29.1%	7.8%	1.01
1987	Wilson, Dan	20	14	1	3	13	4	104	420	53	6	0	2	29	18	155	39	7	9	0	1.21	36.9%	9.3%	0.88

BHS Single Season: Alphabetical Listing of All Players' Pitching Statistics

YR	NAME	G	W	L	S	CG	SH	IP	BFP	H	2B	3B	HR	R	ER	SO	BB	HB	WP	BK	ERA	K%	BB%	WHIP
1981	Yaney, Joe	6	1	1	1	0	0	6.2	33	7	1	1	0	10	5	9	6	0	1	0	5.25	27.3%	18.2%	1.95
1982	Yaney, Joe	12	8	2	0	2	0	52.1	251	52	10	1	6	38	27	47	39	1	7	1	3.61	18.7%	15.5%	1.74
2015	Yorton, Will	1	0	0	0			2.0	10	4			0	1	1	4	0	0	0	0	3.50	40.0%	0.0%	2.00
2016	Yorton, Will	2	0	0	0			2.1	15	4			0	3	3	2	4	0	2	0	9.01	13.3%	26.7%	3.43
2017	Yorton, Will	10	4	1	1			32.0	146	26			0	15	11	40	21	3	5	0	2.41	27.4%	14.4%	1.47
2021	Zakson, Avery	1	0	0	0			0.2	3	0			0	0	0	0	1	0	1	0	0.00	0.0%	33.3%	1.49
2022	Zakson, Avery	1	0	0	0			1.0	8	1			0	3	0	1	2	0	0	0	0.00	12.5%	25.0%	3.00
2002	Zama, Troy	0	0	0	0	0	0	0.0	0	0			0	0	0	0	0	0	0	0		0.0%	0.0%	-
2007	Zeisloft, Russ		0	0	0			8.1	43	9	1	0	0	10	5	6	6	1			4.20	14.0%	14.0%	1.80
2008	Zeisloft, Russ	5	1	0	1	0	0	5.1	24	5			0	1	1	3	3	0	0	0	1.313	12.5%	12.5%	1.50
1999	Zuniga, Darrell	5	1	3	0	1	1	11.1	58	12			1	16	14	5	9	1	1	0	8.65	8.6%	15.5%	1.85
2000	Zuniga, Darrell	12	3	2	1	2		31.2	146	29				22	14	21	10				3.09	14.4%	6.8%	1.23
2014	Zyzda, Jake	12	2	4	1			40.0	172	35			0	19	16	23	19	3		0	2.80	13.4%	11.0%	1.35
2015	Zyzda, Jake	12	6	2	0			50.0	236	56			3	34	21	38	25	4	6	1	2.94	16.1%	10.6%	1.62
2016	Zyzda, Jake	11	7	4	0			55.1	225	39			0	21	13	56	12	10	7	0	1.64	24.9%	5.3%	0.92

BHS Career: Individual Batting Records

Total Games Played (Career)

Grad Yr	Yrs	NAME	G
2000	4	Pohlman, Dan	126
1987	4	Wilson, Dan	108
2019	4	Elliott, Clark	106
2007	3	Hall, Dain	105
2015	3	Pfeiffer, Mitch	105
2015	3	Coon, Jake	101
2015	3	Petersen, Jake	101
1998	3	Mergott, Jason	99
1994	4	Contreras, Oscar	98
1988	3	Mensik, Tony	98
1993	4	Schmalz, Darin	96
2018	3	Acosta, Tyler	95
2009	3	Day, John	94
2013	3	Poidomani, Macray	93
2002	4	Franzese, Jon	92
1998	3	Austin, John	90
2010	3	Brignola, Anthony	90
2011	3	Scheffler, Jack	89
1991	3	Armetta, Jason	88
1985	3	Cummings, Chris	87
1995	3	Saveley, Ken	87
1987	3	Bradley, Mike	86
2008	3	Conroy, Tim	86
2007	3	Schell, Teddy	86
1988	3	Sobocienski, Adam	84
1999	3	Favia, Frank	82
1998	2	Flubacker, Kyle	82
1990	3	Schumaker, Jason	82
2011	3	Alfonso, Ricky	81
2005	2	Marshall, Eric	80
1998	3	Sayre, Jess	80
1996	3	Alley, Eric	79
2001	3	Bongiovanni, Vince	79
1991	3	Boka, Ben	78
2004	3	Broughton, Gabe	78
2005	3	Maropis, Derek	78
2012	3	Redpath, Max	78
2006	2	Coons, Adam	76
1995	2	Franzese, Nick	76
2004	3	Salzenstein, Collin	76
1992	3	Pollack, Brian	75
1975	3	Shellenback, Frank	73
1995	2	Anderson, Jon	72
1994	3	Schumaker, Ryan	72
1995	3	Bey, Billy	71
2002	3	Broughton, Nick	70
2010	2	Foderaro, Derrick	70
1997	2	Moreno, Dimas	70
1988	2	Plaskas, Brett	70
1987	2	Wambach, James	70
2016	3	Day, Jimmy	70

Most Runs Scored (Career)

Grad Yr	Yrs	NAME	R
2000	4	Pohlman, Dan	132
2019	4	Elliott, Clark	115
2015	3	Pfeiffer, Mitch	113
2007	3	Hall, Dain	112
1987	3	Bradley, Mike	110
1987	4	Wilson, Dan	109
1998	2	Flubacker, Kyle	101
1988	3	Mensik, Tony	99
1995	3	Saveley, Ken	85
1988	3	Sobocienski, Adam	85
2010	3	Brignola, Anthony	83
2009	3	Day, John	83
1990	3	Schumaker, Jason	83
2015	3	Coon, Jake	81
1975	3	Shellenback, Frank	81
1986	3	Noreen, Keith	76
2016	3	Day, Jimmy	75
1994	4	Contreras, Oscar	74
1986	2	Levin, Mark	74
1988	2	Plaskas, Brett	74
2002	4	Franzese, Jon	73
1974	2	Rife, Tim	73
2004	3	Salzenstein, Collin	73
1999	3	Favia, Frank	72
1976	2	George, Leo	72
1993	4	Schmalz, Darin	72
1995	3	Bey, Billy	71
1991	3	Armetta, Jason	70
2001	3	Bongiovanni, Vince	68
1998	3	Sayre, Jess	68
1998	3	Austin, John	67
1985	3	Cummings, Chris	65
1977	2	Koch, Steve	65
1978	3	Shellenback, Eric	65
1992	3	Pollack, Brian	63
1996	3	Alley, Eric	62
1990	2	Kraus, Matt	61
2001	2	Capinegro, Anthony	60
2001	2	Lawrence, Scott	60
2005	2	Marshall, Eric	60
2013	3	Poidomani, Macray	60
1995	2	Anderson, Jon	59
1998	3	Mergott, Jason	59
1976	2	Shellenback, Carl	58
1975	2	Meeks, Rusty	57
1991	3	Boka, Ben	56
2008	3	Conroy, Tim	56
2005	2	DiMonte, Tony	56
1997	2	Allendorph, George	54
1985	3	Bauser, John	54
2022	2	Jno-Baptiste, Evan	54

BHS Career: Individual Batting Records**Most At-Bats (Career)**

Grad Yr	Yrs	NAME	AB
2007	3	Hall, Dain	359
2000	4	Pohlman, Dan	344
2015	3	Pfeiffer, Mitch	349
1987	4	Wilson, Dan	333
2015	3	Petersen, Jake	316
1994	4	Contreras, Oscar	306
2015	3	Coon, Jake	300
1988	3	Mensik, Tony	298
2013	3	Poidomani, Macray	298
2009	3	Day, John	288
2019	4	Elliott, Clark	284
1995	3	Saveley, Ken	281
1993	4	Schmalz, Darin	273
1985	3	Cummings, Chris	270
1987	3	Bradley, Mike	269
2004	3	Salzenstein, Collin	268
2010	3	Brignola, Anthony	267
1998	3	Mergott, Jason	264
2018	3	Acosta, Tyler	262
1998	2	Flubacker, Kyle	262
2002	4	Franzese, Jon	261
1991	3	Armetta, Jason	259
2005	2	Marshall, Eric	259
2011	3	Scheffler, Jack	254
2011	3	Alfonso, Ricky	252
2007	3	Schell, Teddy	252
2008	3	Conroy, Tim	249
1988	2	Plaskas, Brett	237
1991	3	Boka, Ben	236
1992	3	Pollack, Brian	235
2006	2	Coons, Adam	233
1988	3	Sobocienski, Adam	233
2005	3	Maropis, Derek	232
1990	3	Schumaker, Jason	232
1998	3	Austin, John	231
1995	2	Franzese, Nick	231
2006	2	McKillen, Patrick	228
1998	3	Sayre, Jess	225
1999	3	Favia, Frank	223
2012	3	Redpath, Max	223
2008	2	Zeisloft, Russ	221
2002	3	Broughton, Nick	216
1997	2	Moreno, Dimas	213
2001	3	Bongiovanni, Vince	212
1995	3	Bey, Billy	211
2016	3	Day, Jimmy	211
1975	3	Shellenback, Frank	211
1976	2	George, Leo	210
1977	2	Koch, Steve	210

BHS Career: Individual Batting Records

**Highest Batting Average (Career)
(Minimum 130 AB)**

Grad Yr	Yrs	NAME	AVG
1978	2	Bock, Brian	.445
2016	2	Michaels, Tristan	.444
1986	3	Noreen, Keith	.440
2000	4	Pohlman, Dan	.436
1971	2	Roesslein, Mike	.433
1998	3	Sayre, Jess	.427
1977	2	Mogle, Tom	.421
2007	3	Hall, Dain	.421
1998	3	Austin, John	.420
1987	3	Bradley, Mike	.416
2015	2	Dodge, Casey	.416
1971	2	Bradley, Gary	.415
1987	4	Wilson, Dan	.414
2005	2	Marshall, Eric	.405
1986	2	Levin, Mark	.403
1975	3	Shellenback, Frank	.403
1988	3	Mensik, Tony	.403
1982	2	Jones, Kevin	.400
1988	3	Sobocienski, Adam	.399
1999	3	Favia, Frank	.399
2001	3	Contreras, Mike	.399
1997	2	Tommaso, Tim	.398
1987	2	Wambach, James	.398
2003	3	Bucalo, Dustin	.397
1970	2	Jarrard, Clisby	.395
1995	2	Franzese, Nick	.394
1983	2	Wilson, Matt	.394
1995	2	Anderson, Jon	.393
1996	3	Rengel, Nick	.388
2022	2	Kohanzo, Jake	.387
1988	2	Coll, Brian	.386
1993	4	Schmalz, Darin	.385
2004	3	Salzenstein, Collin	.384
2005	2	DiMonte, Tony	.383
1978	3	Shellenback, Eric	.383
2006	2	Coons, Adam	.382
1976	2	George, Leo	.381
2016	2	Dehnert, Patrick	.378
2013	2	Nelson, Scott	.377
2017	3	Yorton, Will	.376
2010	3	Brignola, Anthony	.375
2016	2	Starvel, Colin	.372
1977	2	Koch, Steve	.371
2022	2	Swarbrick, J.D.	.371
2019	4	Elliott, Clark	.370
2015	2	Pfeiffer, Mitch	.370
1991	3	Boka, Ben	.369
2002	3	Lindberg, Chris	.368
2016	2	Balogh, Zack	.368
2013	2	Lidge, Ryan	.365
1984	2	Barth, Tyler	.364

Most Hits (Career)

Grad Yr	Yrs	NAME	H
2007	3	Hall, Dain	151
2000	4	Pohlman, Dan	150
1987	4	Wilson, Dan	138
2015	3	Pfeiffer, Mitch	129
1988	3	Mensik, Tony	120
1987	3	Bradley, Mike	112
2015	3	Petersen, Jake	112
1994	4	Contreras, Oscar	111
2015	3	Coon, Jake	106
2019	4	Elliott, Clark	105
2005	2	Marshall, Eric	105
1993	4	Schmalz, Darin	105
2004	3	Salzenstein, Collin	103
1995	3	Saveley, Ken	102
2010	3	Brignola, Anthony	100
1998	3	Austin, John	97
1998	3	Sayre, Jess	96
2002	4	Franzese, Jon	93
1988	3	Sobocienski, Adam	93
2013	3	Poidomani, Macray	92
1998	2	Flubacker, Kyle	91
1995	2	Franzese, Nick	91
2006	2	Coons, Adam	89
1999	3	Favia, Frank	89
2009	3	Day, John	88
1991	3	Boka, Ben	87
1985	3	Cummings, Chris	85
1975	3	Shellenback, Frank	85
1998	3	Mergott, Jason	84
1990	3	Schumaker, Jason	84
2003	3	Bucalo, Dustin	83
1988	2	Plaskas, Brett	83
1991	3	Armetta, Jason	82
2018	3	Acosta, Tyler	81
1995	2	Anderson, Jon	81
2008	3	Conroy, Tim	81
2005	3	Maropis, Derek	81
1976	2	George, Leo	80
1986	3	Noreen, Keith	80
2011	3	Alfonso, Ricky	78
1977	2	Koch, Steve	78
2013	2	Nelson, Scott	78
1992	3	Pollack, Brian	78
1977	2	Mogle, Tom	77
2016	2	Dehnert, Patrick	76
1997	2	Moreno, Dimas	76
2011	3	Scheffler, Jack	76
2016	3	Day, Jimmy	74
2006	2	McKillen, Patrick	74
1971	2	Roesslein, Mike	74

BHS Career: Individual Batting Records

Most Doubles (Career)

Grad Yr	Yrs	NAME	2B
1987	4	Wilson, Dan	33
2000	4	Pohlman, Dan	29
2006	2	Coons, Adam	28
2015	3	Coon, Jake	27
1995	2	Franzese, Nick	27
1991	3	Boka, Ben	25
1994	4	Contreras, Oscar	25
2015	3	Petersen, Jake	25
1977	2	Koch, Steve	24
2005	2	Marshall, Eric	24
2011	3	Alfonso, Ricky	22
1987	3	Bradley, Mike	22
1976	2	George, Leo	22
2007	3	Hall, Dain	22
1993	4	Schmalz, Darin	22
1988	3	Sobocienski, Adam	22
1998	2	Flubacker, Kyle	21
1988	3	Mensik, Tony	21
2019	4	Elliott, Clark	20
1975	3	Shellenback, Frank	20
2015	3	Pfeiffer, Mitch	19
1998	3	Sayre, Jess	19
2005	3	Maropis, Derek	18
2011	3	Scheffler, Jack	18
2008	3	Conroy, Tim	17
1999	3	Favia, Frank	17
2008	2	Golek, Jack	17
2018	3	Acosta, Tyler	16
1985	3	Cummings, Chris	16
2016	3	Dehnert, Patrick	16
2005	2	DiMonte, Tony	16
2022	2	Kohanzo, Jake	16
2001	2	Lawrence, Scott	16
2004	2	O'Hara, Joe	16
1997	2	Oliva, Matt	16
1992	3	Pollack, Brian	16
1995	3	Saveley, Ken	16
1994	3	Schumaker, Ryan	16
1998	3	Austin, John	15
2010	3	Brignola, Anthony	15
2003	3	Bucalo, Dustin	15
2001	3	Contreras, Mike	15
2016	2	Day, Jimmy	15
1976	2	Feit, John	15
2016	2	Michaels, Tristan	15
2013	3	Poidomani, Macray	15
1996	3	Rengel, Nick	15
1974	2	Rife, Tim	15

Most Triples (career)

Grad Yr	Yrs	NAME	3B
1988	3	Mensik, Tony	7
1971	2	Roesslein, Mike	7
1980	2	Dunn, Chuck	6
1986	2	Levin, Mark	6
1978	3	Shellenback, Eric	6
1975	3	Shellenback, Frank	6
1987	4	Wilson, Dan	6
1974	2	Adams, Steve	5
1971	2	Bradley, Gary	5
1987	3	Bradley, Mike	5
1985	3	Cummings, Chris	5
2016	3	Day, Jimmy	5
1977	2	Koch, Steve	5
1972	2	Moldermaker, Jim	5
1974	2	Rife, Tim	5
1988	2	Acerra, Marc	4
1975	2	Bock, John	4
1973	2	Cole, Bob	4
1994	4	Contreras, Oscar	4
1998	2	Flubacker, Kyle	4
1980	2	Kelsch, Joe	4
1990	2	Kraus, Matt	4
1998	2	Mercer, Matt	4
1980	2	Millay, Tim	4
1977	2	Mogle, Tom	4
2015	3	Pfeiffer, Mitch	4
2000	4	Pohlman, Dan	4
1992	3	Pollack, Brian	4
1995	3	Saveley, Ken	4
1980	2	Skoczylas, Jeff	4
1984	2	Tilles, Steve	4

BHS Career: Individual Batting Records

Most Home Runs (Career)

Grad Yr	Yrs	NAME	HR
2000	4	Pohlman, Dan	35
1998	3	Austin, John	27
2002	4	Franzese, Jon	27
2001	3	Bongiovanni, Vince	22
1986	3	Noreen, Keith	21
1990	3	Schumaker, Jason	21
1987	4	Wilson, Dan	20
1987	3	Bradley, Mike	19
1994	4	Contreras, Oscar	17
2007	3	Hall, Dain	17
2009	2	Handler, Gus	14
1976	2	George, Leo	13
1977	2	Koch, Steve	13
1986	2	Levin, Mark	13
1988	3	Sobocienski, Adam	12
2022	2	Eisenbarth, Logan	11
2011	3	Scheffler, Jack	11
2016	2	Balogh, Zack	10
2010	3	Brignola, Anthony	10
2013	2	Lidge, Ryan	10
1994	3	Schumaker, Ryan	10
1978	3	Shellenback, Eric	10
1987	2	Wambach, James	10
1984	2	Barth, Tyler	9
1991	3	Boka, Ben	9
2019	4	Elliott, Clark	9
1986	2	Faith, Peter	9
1990	2	Kraus, Matt	9
2005	2	Marshall, Eric	9
2015	3	Coon, Jake	8
1999	3	Favia, Frank	8
2022	2	Kohanzo, Jake	8
1974	2	Lutz, Brad	8
1981	2	Owen, Chip	8
1975	3	Shellenback, Frank	8
1975	2	Bock, John	7
2015	2	Delaurentis, Anthony	7
1995	2	Franzese, Nick	7
2008	2	Golek, Jack	7
2007	2	Imielski, Matt	7
2018	3	Acosta, Tyler	6
2006	2	Coons, Adam	6
2016	3	Day, Jimmy	6
2005	2	DiMonte, Tony	6
1977	2	Mogle, Tom	6
2004	2	O'Hara, Joe	6
2007	3	Schell, Teddy	6
1985	2	Tronolone, Carmine	6
2017	3	Yorton, Will	6

Most RBI's (Career)

Grad Yr	Yrs	NAME	RBI
2000	4	Pohlman, Dan	151
1987	4	Wilson, Dan	124
2002	4	Franzese, Jon	96
1998	3	Austin, John	95
2001	3	Bongiovanni, Vince	87
1994	4	Contreras, Oscar	87
2019	4	Elliott, Clark	87
2007	3	Hall, Dain	83
1990	3	Schumaker, Jason	81
1991	3	Boka, Ben	78
1987	3	Bradley, Mike	78
1975	3	Shellenback, Frank	76
1977	2	Koch, Steve	74
2005	2	Marshall, Eric	73
2015	3	Coon, Jake	72
1995	2	Franzese, Nick	72
1998	3	Sayre, Jess	72
1988	3	Sobocienski, Adam	71
1988	3	Mensik, Tony	69
1999	3	Favia, Frank	66
1976	2	George, Leo	66
1986	3	Noreen, Keith	66
1971	2	Roesslein, Mike	66
1997	2	Moreno, Dimas	65
2005	2	DiMonte, Tony	61
1986	2	Levin, Mark	61
2004	2	O'Hara, Joe	61
2013	2	Lidge, Ryan	60
2009	2	Handler, Gus	59
2007	3	Schell, Teddy	58
1995	3	Saveley, Ken	57
1974	2	Lutz, Brad	56
1987	2	Wambach, James	55
1998	3	Mergott, Jason	54
2015	3	Petersen, Jake	53
1993	4	Schmalz, Darin	53
1990	2	Kraus, Matt	52
2016	3	Day, Jimmy	51
2008	2	Golek, Jack	51
2001	3	Contreras, Mike	50
1985	3	Cummings, Chris	50
2011	3	Scheffler, Jack	50
2019	2	Seagrist, John	50
2001	2	Lawrence, Scott	49
2018	3	Acosta, Tyler	48
2019	3	Elliott, Clark	48
2004	3	Gibson, Nate	47
1981	2	Owen, Chip	47
1978	3	Shellenback, Eric	47

BHS Career: Individual Batting Records

Most Total Bases (Career)

Grad Yr	Yrs	NAME	TB
2000	4	Pohlman, Dan	292
1987	4	Wilson, Dan	243
2007	3	Hall, Dain	230
1987	3	Bradley, Mike	201
1994	4	Contreras, Oscar	195
1998	3	Austin, John	193
2002	4	Franzese, Jon	188
1988	3	Mensik, Tony	170
1990	3	Schumaker, Jason	167
2015	3	Pfeiffer, Mitch	165
1986	3	Noreen, Keith	158
2015	3	Coon, Jake	157
2019	4	Elliott, Clark	156
2005	2	Marshall, Eric	156
1988	3	Sobocienski, Adam	155
2001	3	Bongiovanni, Vince	152
2015	3	Petersen, Jake	152
1977	2	Koch, Steve	151
2010	3	Brignola, Anthony	149
1995	2	Franzese, Nick	145
1991	3	Boka, Ben	143
1976	2	George, Leo	143
1993	4	Schmalz, Darin	142
1975	3	Shellenback, Frank	141
1995	3	Saveley, Ken	138
2006	2	Coons, Adam	135
1998	2	Flubacker, Kyle	135
1999	3	Favia, Frank	132
1998	3	Sayre, Jess	132
1986	2	Levin, Mark	130
2011	3	Scheffler, Jack	127
2004	3	Salzenstein, Collin	122
2018	3	Acosta, Tyler	121
2005	3	Maropis, Derek	120
2013	3	Poidomani, Macray	119
1978	3	Shellenback, Eric	118
1985	3	Cummings, Chris	117
2016	3	Day, Jimmy	117
1977	2	Mogle, Tom	116
2013	2	Lidge, Ryan	114
2008	3	Conroy, Tim	113
2005	2	DiMonte, Tony	112
1992	3	Pollack, Brian	111
1998	3	Mergott, Jason	110
2004	2	O'Hara, Joe	108
1971	2	Roesslein, Mike	108
1987	2	Wambach, James	107
2011	3	Alfonso, Ricky	106
1997	2	Moreno, Dimas	106
2016	2	Dehnert, Patrick	105

Highest Slugging Pct (Career)

(At Least 130 At-Bats)

Grad Yr	Yrs	NAME	SL%
1986	3	Noreen, Keith	.868
2000	4	Pohlman, Dan	.849
1998	3	Austin, John	.835
1987	3	Bradley, Mike	.747
1986	2	Levin, Mark	.739
1987	4	Wilson, Dan	.730
2002	4	Franzese, Jon	.720
1990	3	Schumaker, Jason	.720
1977	2	Koch, Steve	.719
2001	3	Bongiovanni, Vince	.717
1976	2	George, Leo	.681
1978	3	Shellenback, Eric	.674
2022	2	Kohanzo, Jake	.669
1975	3	Shellenback, Frank	.668
2016	2	Michaels, Tristan	.667
1988	3	Sobocienski, Adam	.665
1978	2	Bock, Brian	.644
2007	3	Hall, Dain	.641
1994	4	Contreras, Oscar	.637
1977	2	Mogle, Tom	.634
1971	2	Roesslein, Mike	.632
1974	2	Lutz, Brad	.631
1995	2	Franzese, Nick	.628
1987	2	Wambach, James	.626
1984	2	Barth, Tyler	.614
1991	3	Boka, Ben	.606
2005	2	Marshall, Eric	.602
1971	2	Bradley, Gary	.600
2005	2	DiMonte, Tony	.596
2013	2	Lidge, Ryan	.594
1999	3	Favia, Frank	.592
1983	2	Wilson, Matt	.588
1998	3	Sayre, Jess	.587
2017	3	Yorton, Will	.582
2006	2	Coons, Adam	.579
1988	3	Mensik, Tony	.570
1980	2	Dunn, Chuck	.562
2007	2	Imielski, Matt	.561
2009	2	Handler, Gus	.560
1985	2	Tronolone, Carmine	.559
2010	3	Brignola, Anthony	.558
1985	3	Bauser, John	.556
2016	3	Day, Jimmy	.555
2022	2	Eisenbarth, Logan	.552
1981	2	Owen, Chip	.551
1996	3	Rengel, Nick	.550
1990	2	Kraus, Matt	.550
2019	4	Elliott, Clark	.549
1994	3	Schumaker, Ryan	.547
2015	2	Coon, Jake	.538

BHS Career: Individual Batting Records

Highest On-Base Average (Career)

Minimum 130 At-bats

Grad Yr	Yrs	NAME	OBA
2000	4	Pohlman, Dan	.532
1975	3	Shellenback, Frank	.530
1986	2	Bock, Brian	.526
1986	3	Noreen, Keith	.525
2019	4	Elliott, Clark	.523
1978	3	Sayre, Jess	.516
1976	2	George, Leo	.513
1988	3	Sobocienski, Adam	.503
1986	2	Levin, Mark	.500
1987	2	Wambach, James	.495
1985	3	Bauser, John	.495
1971	2	Roesslein, Mike	.495
1987	3	Bradley, Mike	.494
2001	2	Capinegro, Anthony	.488
1977	2	Mogle, Tom	.488
2007	3	Hall, Dain	.487
2016	2	Michaels, Tristan	.486
1998	3	Austin, John	.485
1988	2	Coll, Brian	.485
1978	3	Shellenback, Eric	.483
2002	4	Franzese, Jon	.480
1987	4	Wilson, Dan	.480
1990	3	Schumaker, Jason	.477
2002	3	Lindberg, Chris	.477
1999	2	Therault, Scott	.475
2010	3	Brignola, Anthony	.472
1974	2	Lutz, Brad	.471
1971	2	Bradley, Gary	.469
1984	2	Barth, Tyler	.467
1980	2	Dunn, Chuck	.467
2018	2	Mitchell, David	.467
1983	2	Wilson, Matt	.467
2022	2	Kohanzo, Jake	.466
1988	3	Mensik, Tony	.465
1999	3	Favia, Frank	.463
2006	2	Coons, Adam	.463
1993	4	Schmalz, Darin	.463
1996	3	Rengel, Nick	.462
2017	3	Korus, Jeff	.461
2015	3	Coon, Jake	.460
2016	2	Dehnert, Patrick	.460
2022	2	Swarbrick, J.D.	.460
2005	2	Marshall, Eric	.458
2004	2	O'Hara, Joe	.456
2015	3	Pfeiffer, Mitch	.456
1982	2	Jones, Kevin	.455
2015	2	Dodge, Casey	.453
2013	2	Lidge, Ryan	.453
2003	3	Bucalo, Dustin	.451
1996	3	Alley, Eric	.449

Highest OPS (Career)

Minimum 130 At-bats

Grad Yr	Yrs	NAME	OPS
1986	3	Noreen, Keith	1.393
2000	4	Pohlman, Dan	1.381
1998	3	Austin, John	1.320
1987	3	Bradley, Mike	1.241
1986	2	Levin, Mark	1.239
1987	4	Wilson, Dan	1.210
2002	4	Franzese, Jon	1.200
1975	3	Shellenback, Frank	1.198
1990	3	Schumaker, Jason	1.197
1976	2	George, Leo	1.194
1978	2	Bock, Brian	1.170
1988	3	Sobocienski, Adam	1.169
1977	2	Koch, Steve	1.160
1978	3	Shellenback, Eric	1.158
2001	3	Bongiovanni, Vince	1.154
2016	2	Michaels, Tristan	1.152
2022	2	Kohanzo, Jake	1.135
2007	3	Hall, Dain	1.127
1971	2	Roesslein, Mike	1.126
1977	2	Mogle, Tom	1.122
1987	2	Wambach, James	1.121
1998	3	Sayre, Jess	1.103
1974	2	Lutz, Brad	1.102
1984	2	Barth, Tyler	1.081
2019	4	Elliott, Clark	1.072
1995	2	Franzese, Nick	1.072
1971	2	Bradley, Gary	1.069
2005	2	Marshall, Eric	1.060
1994	4	Contreras, Oscar	1.058
1999	3	Favia, Frank	1.055
1983	2	Wilson, Matt	1.055
1985	3	Bauser, John	1.051
2013	2	Lidge, Ryan	1.047
2006	2	Coons, Adam	1.043
1988	3	Mensik, Tony	1.036
1991	3	Boka, Ben	1.032
2010	3	Brignola, Anthony	1.030
1980	2	Dunn, Chuck	1.029
2005	2	DiMonte, Tony	1.028
2017	3	Yorton, Will	1.022
1996	3	Rengel, Nick	1.012
1988	2	Coll, Brian	.992
2007	2	Imielski, Matt	.990
2008	2	Golek, Jack	.986
2015	3	Coon, Jake	.984
1993	4	Schmalz, Darin	.983
2016	2	Dehnert, Patrick	.982
2004	2	O'Hara, Joe	.978
2016	3	Day, Jimmy	.977
1981	2	Owen, Chip	.975

BHS Career: Individual Batting Records

Most Sacrifices (Career)

Grad Yr	Yrs	NAME	SAC
2014	2	Sciaccotta, Joey	14
2015	3	Pfeiffer, Mitch	12
1985	3	Cummings, Chris	10
1976	2	Shellenback, Carl	10
1977	2	Jakus, Steve	9
1971	2	Roesslein, Mike	9
1984	2	Swenson, Scott	9
1995	2	Anderson, Jon	8
1993	3	Dioguardi, Jamie	8
2018	2	Gagne, Johnny	8
1970	2	Jarrard, Clisby	8
2013	2	Lidge, Dylan	8
1985	2	McGregor, Tim	8
1970	2	Clawson, Steve	7
2004	3	Gibson, Nate	7
2013	2	Nelson, Scott	7
1992	3	Pollack, Brian	7
1983	2	Porter, Stu	7
1978	3	Shellenback, Eric	7
1982	2	Yaney, Joe	7
1996	3	Alley, Eric	6
2013	2	Balogh, Dylan	6
1985	3	Bauser, John	6
1978	2	Bock, Brian	6
1995	2	Brauch, Robert	6
2004	3	Broughton, Gabe	6
2016	3	Day, Jimmy	6
1992	2	George, Jamey	6
1988	2	Huddlestun, Jason	6
1995	2	Mayer, Tom	6
1983	2	Skaggs, Tim	6
1980	2	Skoczylas, Jeff	6
1970	2	Wyborny, Grant	6

Most Times Hit By pitch (Career)

Grad Yr	Yrs	NAME	HB
2016	3	Day, Jimmy	21
2004	2	Over, Matt	21
2015	3	Coon, Jake	20
2019	4	Elliott, Clark	15
2015	3	Petersen, Jake	14
2004	3	Gibson, Nate	13
1976	2	Schwartzberg, Jim	13
2011	3	Scheffler, Jack	12
1987	3	Bradley, Mike	10
2013	3	Poidomani, Macray	10
2019	2	Seagrist, John	10

Most Sacrifice Flies (Career)

Grad Yr	Yrs	NAME	SF
1994	4	Contreras, Oscar	7
2005	2	Marshall, Eric	7
1994	2	Archibald, Ryan	6
2016	2	Chapman, Jacob	6
2019	4	Elliott, Clark	6
1998	2	Oviatt, Chip	6
1988	2	Bradley, Byron	5
2016	3	Day, Jimmy	5
2005	2	DiMonte, Tony	5
2015	2	Dodge, Casey	5
1999	3	Favia, Frank	5
2010	2	Foderaro, Derrick	5
1995	2	Franzese, Nick	5
2005	3	Maropis, Derek	5
1998	3	Mergott, Jason	5
1993	4	Schmalz, Darin	5
2015	3	Coon, Jake	4
1985	3	Cummings, Chris	4
2008	2	Golek, Jack	4
1993	2	Mayland, Chris	4
1997	2	Moreno, Dimas	4
2015	3	Petersen, Jake	4
1992	3	Pollack, Brian	4
2011	3	Scheffler, Jack	4
1987	4	Wilson, Dan	4

Most Walks (Career)

Grad Yr	Yrs	NAME	BB
2019	4	Elliott, Clark	83
2000	4	Pohlman, Dan	67
2009	3	Day, John	61
2002	4	Franzese, Jon	56
1976	2	George, Leo	56
2008	3	Conroy, Tim	51
1975	3	Shellenback, Frank	51
2015	3	Pfeiffer, Mitch	50
2018	3	Acosta, Tyler	48
1988	3	Sobocienski, Adam	48
2007	3	Hall, Dain	47
2001	2	Jaynes, Mike	47
2001	2	Capinegro, Anthony	46
1990	3	Schumaker, Jason	46
1987	4	Wilson, Dan	46
1998	3	Sayre, Jess	44
2015	3	Coon, Jake	43
1993	4	Schmalz, Darin	43
1985	3	Bauser, John	42
2010	3	Brignola, Anthony	40
2004	2	O'Hara, Joe	38

BHS Career: Individual Batting Records

Most Stolen Bases (Career)

Grad Yr	Yrs	NAME	SB
2015	3	Pfeiffer, Mitch	67
1998	2	Flubacker, Kyle	59
1988	2	Plaskas, Brett	52
1991	3	Armetta, Jason	44
1974	2	Rife, Tim	42
1970	2	Jarrard, Clisby	41
1988	3	Mensik, Tony	38
1975	3	Shellenback, Frank	36
2007	3	Hall, Dain	35
1995	3	Bey, Billy	34
1976	2	Shellenback, Carl	34
2019	4	Elliott, Clark	32
1989	2	Rives, Steve	32
1995	3	Saveley, Ken	30
1992	3	Pollack, Brian	29
1990	3	Schumaker, Jason	28
2004	3	Salzenstein, Collin	27
2010	3	Brignola, Anthony	25
2017	2	Gosswein, Blake	25
1972	2	Walliser, Carl	25
2022	2	Jno-Baptiste, Evan	22
1975	2	Meeks, Rusty	22
2016	3	Day, Jimmy	21
1976	2	George, Leo	20
1988	2	Sokulski, Doug	20
2018	3	Acosta, Tyler	19
1995	2	Anderson, Jon	19
1987	3	Bradley, Mike	19
1970	2	Clawson, Steve	19
1975	2	Horcher, Don	19
2004	2	O'Hara, Joe	19
1998	3	Mergott, Jason	18
1975	2	Proska, Mike	18
1971	2	Roesslein, Mike	18
1993	4	Schmalz, Darin	18
1982	2	Boyd, Tom	17
1973	1	Burke, Paul	17
2017	2	Korus, Jeff	17
1971	2	Mata, Jonas	17
1978	3	Shellenback, Eric	17
1984	2	Tilles, Steve	17
1971	2	Bradley, Gary	16
1993	3	Dioguardi, Jamie	16
2022	2	Kohanzo, Jake	16
1985	2	McGregor, Tim	16
1986	2	Levin, Mark	15
2011	2	O'Connell, John	15
1985	2	Tronolone, Carmine	15
1972	2	Lyman, Greg	14
1977	2	Mogle, Tom	14
1994	2	Smith, Todd	14
1997	2	Tommaso, Tim	14
1987	4	Wilson, Dan	14
1985	3	Cummings, Chris	13

Best AB:Strike Out Ratio (Career)

Grad Yr	Yrs	NAME	AB:SO
2004	3	Salzenstein, Collin	38.3
1973	2	Carter, Scott	26.0
1994	2	Costello, John	26.0
1990	2	Contreras, Jamie	24.3
1996	2	Brawley, Mike	23.6
1995	3	Saveley, Ken	23.4
1976	2	Schwartzberg, Jim	23.4
1967	2	Pohlman, Bud	23.0
2000	2	Apiecioneck, Matt	20.0
1984	1	Matthias, Tom	20.0
1998	3	Sayre, Jess	18.8
1983	2	Wilson, Matt	17.8
1991	2	Huddlestun, Ryan	17.8
1966	2	Smith, Rob	17.4
1995	2	Anderson, Jon	17.2
2016	2	Starvel, Colin	17.1
1990	2	Saveley, Chad	17.0
1971	2	Bond, Clayton	16.3
1987	4	Wilson, Dan	15.9
1985	3	Cummings, Chris	15.0
2004	3	Broughton, Gabe	14.9
2013	2	Lidge, Ryan	14.8
1982	2	Jones, Kevin	14.5
1992	1	Francour, Eric	14.5
2005	2	Marshall, Eric	14.4
1971	2	Roesslein, Mike	14.3
1991	2	Kruse, John	14.2
1993	2	Ciaglia, Craig	14.0
1971	1	Heyse, Bob	14.0
2016	2	Michaels, Tristan	14.0
1991	2	Wagner, Mike	14.0
1971	2	Holke, Bill	13.5
2015	2	Johnson, Luke	13.5
1997	2	Moreno, Dimas	13.3
2001	3	Contreras, Mike	13.1
1971	2	Bradley, Gary	13.0
1994	2	Russotiesi, Sal	13.0
1991	3	Armetta, Jason	13.0
1972	2	Koenen, John	12.7
1992	2	Thomas, Spencer	12.5
1990	1	Pollack, Wally	12.4
1982	2	Duval, Jerry	12.3
2003	3	Bucalo, Dustin	12.3
2017	2	Gosswein, Blake	12.1
1971	2	Mata, Jonas	12.1
1978	2	Tasch, Chuck	12.1
1992	2	Galyon, Matt	12.0
1993	4	Schmalz, Darin	11.9
1986	2	Levin, Mark	11.7
1987	2	Barnhart, Brad	11.7
1975	2	Baratta, Steve	11.5
1978	2	Peterson, Steve	11.4

BHS Career: Individual Batting Records

Most Strikeouts (Career)

Grad Yr	Yrs	NAME	SO
2002	2	Pierce, Jason	63
2015	3	Pfeiffer, Mitch	61
2001	3	Bongiovanni, Vince	58
2011	3	Scheffler, Jack	57
2008	3	Conroy, Tim	52
2009	2	Handler, Gus	52
2018	3	Acosta, Tyler	50
1976	2	Feit, John	50
1998	3	Austin, John	48
1974	2	Rife, Tim	47
2011	3	Alfonso, Ricky	46
1997	2	Oliva, Matt	45
1998	3	Mergott, Jason	44
1994	3	Schumaker, Ryan	44
2015	3	Petersen, Jake	42
2000	4	Pohlman, Dan	42
1990	3	Schumaker, Jason	42
1976	2	Shellenback, Carl	42
2011	2	Beath, Doug	41
2013	3	Coco, Chris	41
2004	3	Gibson, Nate	41
1988	3	Mensik, Tony	41
2009	3	Day, John	40
1998	2	Flubacker, Kyle	40
1976	2	George, Leo	40
2007	3	Schell, Teddy	40

Most Errors (Career)

Grad Yr	Yrs	NAME	E
1985	3	Cummings, Chris	35
1991	3	Armetta, Jason	33
1991	3	Boka, Ben	32
2007	3	Hall, Dain	32
1992	2	Post, Mark	30
2013	3	Coco, Chris	29
2019	4	Elliott, Clark	26
1974	2	Rife, Tim	26
1977	2	Jakus, Steve	25
1972	2	Lyman, Greg	25
2004	3	Salzenstein, Collin	25
1994	4	Contreras, Oscar	24
1997	2	Moreno, Dimas	24
1988	2	Plaskas, Brett	24
1970	2	Holman, Ken	23
2015	2	Johnson, Luke	23
2011	3	Scheffler, Jack	23
1987	4	Wilson, Dan	23
1975	2	Meeks, Rusty	22
2010	2	Cook, Jim	21
2011	2	Broughton, Jake	20
2002	2	Pierce, Jason	20
1996	3	Rengel, Nick	20
1995	3	Saveley, Ken	20
1972	2	Walliser, Carl	20

BHS Career: Individual Batting Records

This page is intentionally blank

BHS Career: Individual Pitching Records

Lowest Earned Run Average (Career)

(At least 50 innings pitched)

Grad Yr	Yrs	Name	ERA
2020	2	Nowicki, R.J.	0.71
2017	3	Loutos, Ryan	0.79
2020	2	Holler, Nate	0.85
1969	1	Olson, Dave	0.88
1975	3	Simond, Rob	1.08
2005	2	Marshall, Eric	1.09
1995	2	Brauch, Robert	1.24
1972	1	Koenen, John	1.27
1981	2	Trenning, Jeff	1.27
1966	2	Schumaker, Don	1.49
1967	2	Tolpo, Vince	1.60
1974	2	Bock, Eric	1.62
1974	2	Donovan, Kevin	1.71
1972	2	Perry, Steve	1.72
1993	3	Engle, Jeremy	1.75
1976	2	Feit, John	1.75
1987	3	Wilson, Dan	1.75
2004	2	O'Connell, Drew	1.77
1983	2	Shotkoski, Dave	1.78
1970	2	Duhaime, Mike	1.84
1971	2	Bond, Clayton	1.88
1998	3	Austin, John	1.92
2022	2	Hoffman, Danny	1.95
2017	3	Gosswein, Brooks	1.96
1971	2	Heyse, Don	2.00
1986	2	Noreen, Keith	2.01
1996	3	Feit, Mike Jr.	2.02
2013	2	Nelson, Scott	2.09
1978	2	Seaton, Joe	2.09
1993	4	Schmalz, Darin	2.12
1978	2	Noreen, Kevin	2.17
1988	2	Anderson, Dave	2.18
1991	2	Glendinning, Brent	2.21
2010	3	McDonnell, Robby	2.25
1976	2	Shellenback, Carl	2.26
1977	2	Ryckman, Kurt	2.29
1989	2	Schubbe, Chris	2.32
2016	3	Zyzda, Jake	2.41
1998	1	Oviatt, Chip	2.51
1996	2	Alley, Eric	2.54
2008	2	Ryan, Nolan	2.56
1990	2	Sander, Matt	2.58
2022	2	Eisenbarth, Logan	2.61
1984	2	Trautwein, Dave	2.62
1996	3	Rengel, Nick	2.64
2010	4	Buchholz, Sean	2.67
1980	2	Trautwein, John	2.67
1980	3	Tichy, Paul	2.68
2000	4	Pohlman, Dan	2.72

Most Wins (Career)

Grad Yr	Yrs	Name	W
1987	3	Wilson, Dan	31
1998	3	Austin, John	27
2000	4	Pohlman, Dan	24
2005	2	Marshall, Eric	22
1988	2	Anderson, Dave	18
2004	2	O'Connell, Drew	18
1994	2	Archibald, Ryan	17
2010	4	Buchholz, Sean	17
1993	4	Schmalz, Darin	17
1975	3	Simond, Rob	17
1974	2	Bock, Eric	16
1993	3	Engle, Jeremy	16
1972	2	Perry, Steve	16
2006	2	Chapman, Billy	15
1976	2	Feit, John	15
2017	3	Gosswein, Brooks	15
2017	3	Loutos, Ryan	15
2010	3	McDonnell, Robby	15
2020	2	Nowicki, R.J.	15
1980	3	Tichy, Paul	15
2016	3	Zyzda, Jake	15
1971	2	Bond, Clayton	14
2014	3	Trautwein, Wyatt	14
2001	3	Bongiovanni, Vince	13
2020	2	Holler, Nate	13
1989	2	Schubbe, Chris	13
1976	2	Shellenback, Carl	13
1967	2	Tolpo, Vince	13
1980	2	Trautwein, John	13
1990	2	Birmingham, Matt	12
2015	2	Delarentis, Anthony	12
1970	2	Duhaime, Mike	12
2022	2	Eisenbarth, Logan	12
1991	2	Glendinning, Brent	12
1978	2	Seaton, Joe	12
1995	2	Brauch, Robert	11
1995	2	Franzese, Nick	11
1986	2	Noreen, Keith	11
1978	2	Noreen, Kevin	11
1984	2	Trautwein, Dave	11
1984	2	Eckl, Bob	10
2022	2	Hoffman, Danny	10
2000	2	Kerns, Andrew	10
1996	3	Rengel, Nick	10
2009	3	Unak, Tom	10

BHS Career: Individual Pitching Records

Most Pitching Appearances (Career)

Grad Yr	Yrs	Name	G
2000	4	Pohlman, Dan	54
1987	3	Wilson, Dan	44
1998	3	Austin, John	43
2010	4	Buchholz, Sean	42
1993	4	Schmalz, Darin	40
2000	2	Kerns, Andrew	39
1993	3	Engle, Jeremy	36
2002	2	Krull, Ken	35
2016	3	Zyzda, Jake	35
2010	3	McDonnell, Robby	31
2001	3	Bongiovanni, Vince	30
1996	2	McNichols, Sean	30
1975	3	Simond, Rob	30
1988	2	Anderson, Dave	29
1990	2	Birmingham, Matt	29
1995	2	Brauch, Robert	29
2006	2	Chapman, Billy	28
2005	2	Marshall, Eric	28
2020	2	Nowicki, R.J.	28
1996	3	Rengel, Nick	28
1990	2	Sander, Matt	28
2009	3	Unak, Tom	28
1994	2	Archibald, Ryan	27
1974	2	Bock, Eric	26
2005	2	Brignola, Bobby	26
1986	2	Faith, Peter	26
1986	2	Noreen, Keith	26
2004	2	O'Connell, Drew	26
2001	2	Payton, Grant	26
1989	2	Schubbe, Chris	26
1983	2	Shotkoski, Dave	26
2020	2	Holler, Nate	25
1980	3	Tichy, Paul	25
2017	3	Gosswein, Brooks	24
2006	2	Kazmier, Keith	24
2022	2	Pallan, Bruno	24
2014	3	Trautwein, Wyatt	24
1996	2	Alley, Eric	23
1985	3	Bauser, John	23
1972	2	Perry, Steve	23
2010	2	Rogers, Chris	23
1976	2	Shellenback, Carl	23
1989	2	Slagle, Eric	23
2022	2	Thompson, Harley	23
2012	2	Waliczek, Frank	23
1996	2	Bolich, Steve	22
2015	2	Delaurentis, Anthony	22
2002	2	McDonnell, Scott	22
2012	2	Redpath, Max	22
1966	2	Schumaker, Don	22
2010	2	Tureck, Tyler	21

Most Innings Pitched (Career)

Grad Yr	Yrs	Name	IP
1987	3	Wilson, Dan	215.2
2000	4	Pohlman, Dan	211.0
2010	4	Buchholz, Sean	207.0
1998	3	Austin, John	204.2
1993	4	Schmalz, Darin	185.1
1975	3	Simond, Rob	168.2
1993	3	Engle, Jeremy	160.0
2006	2	Chapman, Billy	158.2
2004	2	O'Connell, Drew	154.2
2005	2	Marshall, Eric	154.1
1988	2	Anderson, Dave	154.0
2001	3	Bongiovanni, Vince	152.2
2016	3	Zyzda, Jake	145.1
1966	2	Schumaker, Don	141.1
1974	2	Bock, Eric	138.1
1976	2	Feit, John	127.2
2010	3	McDonnell, Robby	127.1
1980	3	Tichy, Paul	125.1
1972	2	Perry, Steve	122.0
1976	2	Shellenback, Carl	121.0
2014	3	Trautwein, Wyatt	120.1
1994	2	Archibald, Ryan	119.1
2017	3	Gosswein, Brooks	117.0
2000	2	Kerns, Andrew	116.0
1967	2	Tolpo, Vince	114.0
2009	3	Unak, Tom	112.0
2015	2	Delaurentis, Anthony	111.0
1984	2	Eckl, Bob	110.2
1980	2	Trautwein, John	110.0
1996	3	Rengel, Nick	108.2
1995	2	Brauch, Robert	107.0
1990	2	Birmingham, Matt	106.1
1989	2	Schubbe, Chris	105.3
2012	2	Waliczek, Frank	105.0
1986	2	Noreen, Keith	104.2
1984	2	Trautwein, Dave	104.1
1971	2	Bond, Clayton	104.0
2022	2	Eisenbarth, Logan	102.0
1981	2	Trenning, Jeff	99.1
2020	2	Nowicki, R.J.	98.1
2017	3	Loutos, Ryan	97.2
1983	2	Shotkoski, Dave	94.1
2008	2	Ryan, Nolan	93.0
1986	2	Faith, Peter	92.2
1995	2	Franzese, Nick	90.1
1990	2	Sander, Matt	89.2
1991	2	Glendinning, Brent	88.2
1970	2	Duhaime, Mike	87.2
1978	2	Seaton, Joe	87.0
2006	2	Kazmier, Keith	84.2
1981	2	Hale, Dan	83.1
1989	2	Slagle, Eric	82.0

BHS Career: Individual Pitching Records

Most Saves (Career)

Grad Yr	Yrs	Name	S
1983	2	Shotkoski, Dave	10
1996	2	Bolich, Steve	7
2020	1	Holler, Nate	7
2022	2	Pallan, Bruno	6
1993	4	Schmalz, Darin	6
1996	2	Alley, Eric	5
1990	2	Birmingham, Matt	5
1978	1	Bock, Brian	5
1993	3	Engle, Jeremy	5
2014	2	Kubiuk, Dan	5
1987	3	Wilson, Dan	5
1998	3	Austin, John	4
2015	2	Johnson, Luke	4
1996	2	McNichols, Sean	4
1994	2	Archibald, Ryan	3
2010	4	Buchholz, Sean	3
1984	2	Eckl, Bob	3
1979	2	Joyce, Mike	3
1986	2	Noreen, Keith	3
2001	2	Payton, Grant	3
2010	2	Rogers, Chris	3
2021	1	Koehler, Ryan	3
2022	2	Thompson, Harley	3
1980	3	Tichy, Paul	3

Most Shutouts (Career)

(no longer tracked)

Grad Yr	Yrs	Name	SH
2005	2	Marshall, Eric	10
1998	3	Austin, John	7
1974	2	Bock, Eric	7
1987	3	Wilson, Dan	7
1975	3	Simond, Rob	6
1974	2	Donovan, Kevin	5
2004	2	O'Connell, Drew	5
1993	4	Schmalz, Darin	5
2000	4	Pohlman, Dan	4
1995	2	Brauch, Robert	3
2010	4	Buchholz, Sean	3
2006	2	Chapman, Billy	3
1993	3	Engle, Jeremy	3
1995	2	Franzese, Nick	3
2010	2	Lundmark, Jackson	3
2010	3	McDonnell, Robby	3

Most Complete Games

(no longer tracked)

Grad Yr	Yrs	Name	CG
1987	3	Wilson, Dan	23
2004	2	O'Connell, Drew	19
1975	3	Simond, Rob	19
1998	3	Austin, John	18
2005	2	Marshall, Eric	17
1974	2	Bock, Eric	16
1976	2	Feit, John	16
2000	4	Pohlman, Dan	16
1993	4	Schmalz, Darin	16
1988	2	Anderson, Dave	14
2006	2	Chapman, Billy	14
1993	3	Engle, Jeremy	13
1976	2	Shellenback, Carl	13
1971	2	Bond, Clayton	12
1981	2	Trenning, Jeff	12
2001	3	Bongiovanni, Vince	11
1970	2	Duhaime, Mike	11
1980	2	Trautwein, John	11
2010	4	Buchholz, Sean	10
1991	2	Glendinning, Brent	10
1980	3	Tichy, Paul	10
1972	2	Perry, Steve	9
1978	2	Seaton, Joe	9
1984	2	Trautwein, Dave	9
1994	2	Archibald, Ryan	8
1983	2	Shotkoski, Dave	8
2010	3	McDonnell, Robby	7
1978	2	Noreen, Kevin	7
1989	2	Schubbe, Chris	7
1966	2	Schumaker, Don	7
1969	1	Allen, Don	6
1984	2	Eckl, Bob	6
1973	2	Eldridge, Rob	6
1986	2	Faith, Peter	6
1995	2	Franzese, Nick	6
2006	2	Kazmier, Keith	6
1969	1	Olson, Dave	6
1996	3	Rengel, Nick	6
2012	2	Waliczek, Frank	6
1990	2	Birmingham, Matt	5
1974	2	Donovan, Kevin	5
1981	2	Hale, Dan	5
2000	2	Kerns, Andrew	5
1972	1	Koenen, John	5
1986	2	Noreen, Keith	5
2012	2	Rogers, Jon	5
1989	2	Slagle, Eric	5
2009	3	Unak, Tom	5

BHS Career: Individual Pitching Records

Highest Strikeout % (Career)
(At Least 50 Innings Pitched)

Grad Yr	Yrs	Name	K%
1975	3	Simond, Rob	42.5%
2010	3	McDonnell, Robby	35.9%
1977	2	Skorupa, Elliott	35.8%
2017	3	Loutos, Ryan	35.6%
1967	2	Tolpo, Vince	34.7%
2020	2	Holler, Nate	32.7%
2022	2	Eisenbarth, Logan	32.2%
1982	2	Skorupa, Paul	32.1%
2022	2	Hoffman, Danny	31.7%
2004	2	O'Connell, Drew	31.6%
2015	2	DeLaurentis, Anthony	31.3%
1987	3	Wilson, Dan	30.9%
1974	2	Bock, Eric	30.6%
1983	2	Shotkoski, Dave	30.3%
1974	2	Donovan, Kevin	29.6%
2020	2	Nowicki, R.J.	29.3%
2017	3	Gosswein, Brooks	29.4%
1972	2	Perry, Steve	29.2%
2000	4	Pohlman, Dan	28.8%
1996	2	Alley, Eric	28.0%
2001	3	Bongiovanni, Vince	27.5%
1976	2	Feit, John	27.4%
2010	4	Buchholz, Sean	27.2%
1989	2	Slagle, Eric	27.2%
2008	2	Ryan, Nolan	26.9%
1972	1	Koenen, John	26.8%
1966	2	Schumaker, Don	26.6%
1981	2	Trenning, Jeff	26.3%
2012	2	Waliczek, Frank	25.7%
1988	2	Anderson, Dave	25.1%
2006	2	Kazmier, Keith	25.0%
1988	2	Coll, Brian	24.8%
1984	2	Borghans, Dries	24.7%
2005	2	Marshall, Eric	24.6%
1980	3	Tichy, Paul	24.6%
1998	3	Austin, John	24.3%
1993	4	Schmalz, Darin	24.3%
1984	2	Eckl, Bob	23.8%
2011	2	Gerrard, Greg	23.8%
1969	1	Olson, Dave	23.8%
1996	2	McNichols, Sean	23.6%
1994	2	Rasmussen, Steve	23.4%
1993	3	Engle, Jeremy	23.0%
1984	2	Trautwein, Dave	22.9%
1996	3	Feit, Mike Jr.	22.5%
1996	3	Rengel, Nick	22.4%
1976	2	Shellenback, Carl	22.3%
1970	2	Duhaime, Mike	22.0%
1971	2	Heyse, Don	21.8%
2002	2	Krull, Ken	21.7%
2000	2	Kerns, Andrew	21.0%
1978	2	Seaton, Joe	20.9%

Lowest Walk % (Career)
(At Least 50 Innings Pitched)

Grad Yr	Yrs	Name	BB%
2013	2	Nelson, Scott	3.4%
2017	3	Loutos, Ryan	4.4%
2009	3	Unak, Tom	4.8%
2022	2	Eisenbarth, Logan	5.2%
2020	2	Holler, Nate	5.3%
1972	1	Koenen, John	6.7%
1986	2	Noreen, Keith	6.8%
1977	2	Ryckman, Kurt	7.1%
1993	4	Schmalz, Darin	7.2%
1966	2	Schumaker, Don	7.6%
2022	2	Hoffman, Danny	7.7%
2020	2	Nowicki, R.J.	7.9%
1998	1	Oviatt, Chip	8.0%
1998	3	Austin, John	8.1%
2012	2	Rogers, Jon	8.3%
2005	2	Marshall, Eric	8.4%
2006	2	Kazmier, Keith	8.5%
1988	2	Anderson, Dave	8.6%
1995	2	Brauch, Robert	8.7%
2006	2	Chapman, Billy	8.8%
2004	2	O'Connell, Drew	8.8%
1981	2	Trenning, Jeff	8.8%
2016	3	Zyzda, Jake	8.8%
2015	2	DeLaurentis, Anthony	8.9%
1969	1	Olson, Dave	9.0%
1994	2	Archibald, Ryan	9.2%
1993	3	Engle, Jeremy	9.3%
1974	2	Bock, Eric	9.4%
2001	2	Payton, Grant	9.4%
2013	2	Balogh, Dylan	9.5%
2004	2	Combs, Marty	9.5%
2000	2	Kerns, Andrew	9.7%
1990	2	Sander, Matt	9.7%
1987	3	Wilson, Dan	9.7%
2005	2	Brignola, Bobby	9.8%
1996	2	McNichols, Sean	9.9%
1996	3	Rengel, Nick	9.9%
2017	3	Gosswein, Brooks	10.1%
1984	2	Trautwein, Dave	10.1%
1978	2	Seaton, Joe	10.2%
1990	2	Birmingham, Matt	10.3%
1975	3	Simond, Rob	10.4%
2002	2	Krull, Ken	10.6%
1995	2	Franzese, Nick	10.9%
1972	2	Perry, Steve	10.9%
2012	2	Waliczek, Frank	11.0%
2010	4	Buchholz, Sean	11.3%
1980	2	Trautwein, John	11.3%
2007	2	Rische, Clay	11.4%
2010	2	Lundmark, Jackson	11.7%
2012	2	Redpath, Max	11.7%
2010	2	Tureck, Tyler	11.7%

BHS Career: Individual Pitching Records**Lowest WHIP (Career)****(At Least 50 Innings Pitched)**

Grad Yr	Yrs	Name	WHIP
1967	2	Tolpo, Vince	0.58
1966	2	Schumaker, Don	0.68
2020	2	Holler, Nate	0.78
2017	3	Loutos, Ryan	0.78
2020	2	Nowicki, R.J.	0.95
1975	3	Simond, Rob	0.95
2005	2	Marshall, Eric	0.97
1972	1	Koenen, John	1.01
1974	2	Bock, Eric	1.03
1987	3	Wilson, Dan	1.04
1998	3	Austin, John	1.05
1995	2	Brauch, Robert	1.07
1972	2	Perry, Steve	1.07
2004	2	O'Connell, Drew	1.08
1993	4	Schmalz, Darin	1.08
1978	2	Seaton, Joe	1.11
2022	2	Eisenbarth, Logan	1.12
1993	3	Engle, Jeremy	1.13
1981	2	Trenning, Jeff	1.13
1996	2	McNichols, Sean	1.14
2017	3	Gosswein, Brooks	1.16
2013	2	Nelson, Scott	1.17
1969	1	Olson, Dave	1.20
2022	2	Hoffman, Danny	1.21
2010	3	McDonnell, Robby	1.22
1991	2	Glendinning, Brent	1.23
1971	2	Heyse, Don	1.23
1976	2	Feit, John	1.28
1983	2	Shotkoski, Dave	1.28
2016	3	Zyzda, Jake	1.28
1995	2	Franzese, Nick	1.30
1976	2	Shellenback, Carl	1.31
2015	2	Delaurentis, Anthony	1.32
1986	2	Noreen, Keith	1.32
1984	2	Trautwein, Dave	1.32
2001	3	Bongiovanni, Vince	1.33
1974	2	Donovan, Kevin	1.33
1982	2	Skorupa, Paul	1.34
1980	3	Tichy, Paul	1.34
1970	2	Duhaime, Mike	1.35
1996	3	Feit, Mike Jr.	1.35
2008	2	Ryan, Nolan	1.35
1988	2	Anderson, Dave	1.36
2010	4	Buchholz, Sean	1.36
2006	2	Kazmier, Keith	1.36
1990	2	Sander, Matt	1.36
2000	4	Pohlman, Dan	1.37
2004	2	Combs, Marty	1.38
2006	2	Chapman, Billy	1.39

BHS Career: Individual Pitching Records**Most Hits Allowed (Career)**

Grad Yr	Yrs	Name	H
2010	4	Buchholz, Sean	179
2006	2	Chapman, Billy	157
1988	2	Anderson, Dave	151
2000	4	Pohlman, Dan	151
1993	4	Schmalz, Darin	145
1998	3	Austin, John	144
2009	3	Unak, Tom	140
2000	2	Kerns, Andrew	138
1987	3	Wilson, Dan	138
1994	2	Archibald, Ryan	130
2016	3	Zyzda, Jake	130
2001	3	Bongiovanni, Vince	120
1993	3	Engle, Jeremy	117
2015	2	Delaurentis, Anthony	115
1980	2	Trautwein, John	111
2004	2	O'Connell, Drew	110
1986	2	Noreen, Keith	108
1996	3	Rengel, Nick	104
2012	2	Waliczek, Frank	101
1990	2	Birmingham, Matt	100

Most Batters Faced (Career)

Grad Yr	Yrs	Name	BFP
2000	4	Pohlman, Dan	940
2010	4	Buchholz, Sean	911
1987	3	Wilson, Dan	894
1998	3	Austin, John	865
1993	4	Schmalz, Darin	778
2006	2	Chapman, Billy	713
2001	3	Bongiovanni, Vince	698
1988	2	Anderson, Dave	688
1993	3	Engle, Jeremy	675
1975	3	Simond, Rob	673
2004	2	O'Connell, Drew	646
2005	2	Marshall, Eric	634
2016	3	Zyzda, Jake	633
2010	3	McDonnell, Robby	568
1974	2	Bock, Eric	566
2014	3	Trautwein, Wyatt	553
1976	2	Feit, John	551
2000	2	Kerns, Andrew	548
1994	2	Archibald, Ryan	541
1966	2	Schumaker, Don	527
1976	2	Shellenback, Carl	521
2009	3	Unak, Tom	518
1980	3	Tichy, Paul	509

Most Wild Pitches (Career)

Grad Yr	Yrs	Name	WP
1989	2	Schubbe, Chris	29
2000	4	Pohlman, Dan	23
1988	2	Anderson, Dave	22
1993	3	Engle, Jeremy	20
2000	2	Kerns, Andrew	20
1998	3	Austin, John	17
1984	2	Eckl, Bob	17
1993	4	Schmalz, Darin	17
1983	2	Shotkoski, Dave	17
1984	2	Trautwein, Dave	17
1987	3	Wilson, Dan	17
2017	3	Gosswein, Brooks	16
2017	3	Loutos, Ryan	15
1986	2	Faith, Peter	14
1971	2	Bond, Clayton	13
2010	4	Buchholz, Sean	13
1988	2	Coll, Brian	13
1990	2	Sander, Matt	13
2016	3	Zyzda, Jake	13

Most Hit Batters (Career)

Grad Yr	Yrs	Name	HB
2016	3	Zyzda, Jake	31
2014	3	Trautwein, Wyatt	27
2006	2	Chapman, Billy	19
1995	2	Franzese, Nick	18
2005	2	Marshall, Eric	16
1998	3	Austin, John	14
1987	3	Wilson, Dan	14
1993	3	Engle, Jeremy	13
1971	2	Bond, Clayton	12
2010	4	Buchholz, Sean	12
1996	3	Rengel, Nick	11
2009	3	Unak, Tom	11
2017	3	Gosswein, Brooks	10
2020	2	Holler, Nate	10
2017	3	Loutos, Ryan	10
2002	3	Shanders, Mike	10
1990	2	Birmingham, Matt	9
2004	3	Broughton, Gabe	9
2010	3	McDonnell, Robby	9
1997	1	Oliva, Matt	9
2022	2	Pallan, Bruno	9
1972	2	Perry, Steve	9
1989	2	Schubbe, Chris	9

BHS Career: Alphabetical Listing of All Players' Batting Statistics

Grad Yr	Yrs	NAME	G	AB	R	H	AVG	2B	3B	HR	TB	SLG	RBI	SAC	SF	SB	ATT	SO	BB	HB	OBA	OPS	E	AB:SO
1985	2	Abernethy, Tom	37	65	19	19	.292	4	0	0	23	.354	8	2	1	2	5	7	21	0	.460	.814	8	9.29
1989	1	Abrahamson, Eric	11	17	4	3	.176	0	0	0	3	.176	3	0	0	0	0	3	3	1	.333	.510	1	5.67
1988	2	Acerra, Marc	52	114	22	33	.289	6	4	5	62	.544	24	2	2	4	4	31	11	1	.352	.895	2	3.68
2019	2	Ackard, Jake	19	11	6	2	.182	1	0	0	3	.273	2	0	0	1	2	2	3	1	.400	.673	1	5.50
2018	3	Acosta, Tyler	95	262	88	81	.309	16	3	6	121	.462	48	2	3	19	25	50	48	7	.425	.887	4	5.24
1974	2	Adams, Steve	52	117	19	30	.256	8	5	1	51	.436	31	2	0	1		31	16	4	.365	.801	11	3.77
1978	2	Ahlgren, Jon	43	97	22	28	.289	3	2	1	38	.392	12	2	0	3	0	10	12	2	.378	.770	4	9.70
2017	2	Aievoli, Ricky	12	11	2	4	.364	0	0	0	4	.364	3	0	0	0	0	4	0	0	.364	.727	1	2.75
2011	3	Alfonso, Ricky	81	252	53	78	.310	22	3	0	106	.421	39	4	3	9	16	46	37	6	.406	.827	4	5.48
1969	1	Allen, Don	14	18	2	5	.278	2	0	0	7	.389	2	0	0	0	0	4	3	0	.381	.770	2	4.50
1997	2	Allendorph, George	61	177	54	62	.350	7	3	2	81	.458	38	3	2	9	11	19	20	3	.421	.878	6	9.32
1996	3	Alley, Eric	79	205	62	73	.356	9	2	3	95	.463	35	6	2	11	14	24	33	3	.449	.912	9	8.54
1973	1	Alms, Dan	9	4	0	2	.500	0	0	0	2	.500	0	0	0	0		0	1	0	.600	1.100	0	-
2008	1	Alvarado, Emmanue	4	4	0	1	.250	0	0	0	1	.250	2	0	0	0		2	2	0	.500	.750		2.00
1981	3	Amato, Don	38	74	20	20	.270	3	0	2	29	.392	10	4	0	6		13	11	0	.365	.757	6	5.69
1976	1	Amato, Joe	37	89	26	21	.236	6	0	2	33	.371	13	0	0	1		20	28	4	.438	.809	7	4.45
1977	1	Amis, Bryan	13	31	9	13	.419	3	1	2	24	.774	11	0	0	4		4	7	0	.526	1.301	0	7.75
1988	2	Anderson, Dave	28	1	0	0	.000	0	0	0	0	.000	0	0	0	0	0	1	1	0	.500	.500	8	1.00
1991	2	Anderson, Doug	41	94	26	29	.309	8	0	1	40	.426	21	0	1	6	6	11	13	1	.394	.820	4	8.55
1995	2	Anderson, Jon	72	206	59	81	.393	8	3	2	101	.490	39	8	1	19	26	12	12	1	.427	.918	19	17.17
2022	2	Anderson, Ryan	10	8	1	1	.125	0	0	0	1	.125	1	1	0	0	0	1	1	0	.222	.347	2	8.00
1997	2	Apiecioneck, Luke	31	61	15	23	.377	4	1	1	32	.525	10	1	0	0	0	10	0	1	.387	.912	3	6.10
2000	2	Apiecioneck, Matt	12	20	5	5	.250	1	0	0	6	.300	6	0	0	0		1	2	0	.318	.618	1	20.00
1994	2	Archibald, Ryan	63	160	26	55	.344	11	0	3	75	.469	43	0	6	0	5	29	16	2	.397	.865	7	5.52
1989	1	Ard, Robert	5	6	1	1	.167	0	0	0	1	.167	1	0	0	0	0	1	0	1	.286	.452	1	6.00
1991	3	Armetta, Jason	88	259	70	82	.317	13	2	1	102	.394	30	2	3	44	52	20	22	4	.375	.769	33	12.95
1971	1	Atamian, Tom	26	30	9	9	.300	1	1	1	15	.500	7	0	0	1	0	3	1	0	.323	.823	3	10.00
1998	3	Austin, John	90	231	67	97	.420	15	0	27	193	.835	95	0	1	0	0	48	29	1	.485	1.320	6	4.81
1972	2	Baade, Steve	23	36	8	6	.167	0	1	0	8	.222	10	1	0	1	0	8	2	0	.211	.433	8	4.50
2017	1	Baer, Max	1	1	0	0	.000	0	0	0	0	.000	0	0	0	0	0	0	0	0	.000	.000	0	-
1972	1	Ballard, Ben	14	1	6	1	1.000	0	0	0	1	1.000	2	0	0	5		0	0	1	1.000	2.000	0	-
2013	2	Balogh, Dylan	39	89	3	19	.213	1	0	0	20	.225	16	6	0	0	0	16	9	1	.293	.518	6	5.56
2016	2	Balogh, Zachary	46	114	35	42	.368	8	2	10	57	.500	33	4	4	4	3	11	19	4	.461	.961	8	10.36
2000	1	Banks, Ryan	0	0	0	0	.000	0	0	0	0	.000	0					0	0	0	.000	.000		-
1989	2	Baratta, Jon	34	56	9	16	.286	0	0	0	16	.286	11	3	2	1	2	6	4	1	.333	.619	7	9.33
1975	2	Baratta, Steve	37	69	14	16	.232	1	0	1	20	.290	9	0	0	4		6	8	2	.329	.619	9	11.50
1987	2	Barnhart, Brad	34	35	12	9	.257	0	0	0	9	.257	6	2	0	2	2	3	6	0	.366	.623	4	11.67

BHS Career: Alphabetical Listing of All Players' Batting Statistics

Grad Yr	Yrs	NAME	G	AB	R	H	AVG	2B	3B	HR	TB	SLG	RBI	SAC	SF	SB	ATT	SO	BB	HB	OBA	OPS	E	AB:SO
2006	2	Barnowski, Ross	1	0	0	0	.000	0	0	0	0	.000	0	0	0	0	0	0	0	0	.000	.000	0	-
1986	2	Barry, Dave	32	34	11	9	.265	2	0	1	14	.412	4	0	1	3	3	11	8	3	.435	.847	4	3.09
2006	2	Barsamian, Barrett	42	68	10	16	.235	4	0	0	20	.294	8	4	1	0	22	6	1	.303	.597	6	3.09	
1980	1	Bartels, Jim	6	9	0	1	.111	1	0	0	2	.222	2	0	0	0	1	2	0	.273	.495	0	9.00	
1984	2	Barth, Tyler	54	140	37	51	.364	8	0	9	86	.614	34	3	0	10	5	29	25	2	.467	1.081	5	4.83
2010	1	Batliner, Pete	0	0	0	0	.000	0	0	0	0	.000	0	0	0	0	0	0	0	0	.000	.000	0	-
2014	2	Battle, Brendan	31	48	4	15	.313	3	0	1	21	.438	13	0	0	0	6	12	1	.459	.897	0	8.00	
2006	2	Batz, Jayson	4	9	1	0	.000	0	0	0	0	.000	1	0	0	0	0	1	0	.100	.100	1	-	
1969	1	Bauer, Wayne	10	9	1	2	.222	0	0	0	2	.222	0	0	0	0	2	2	0	.364	.586	2	4.50	
1994	1	Baughman, Kevin	7	7	3	4	.571	0	0	0	4	.571	3	0	0	0	0	1	1	.667	1.238	0	-	
1985	3	Bauser, John	57	160	54	58	.363	12	2	5	89	.556	32	6	2	12	15	25	42	2	.495	1.051	4	6.40
2011	2	Beath, Doug	45	114	12	28	.246	8	1	1	41	.360	12	0	0	1	1	41	21	1	.368	.727	8	2.78
1986	2	Beaubien, Bob	36	3	0	0	.000	0	0	0	0	.000	0	0	0	0	1	0	0	.000	.000	2	3.00	
1993	2	Bederske, Brian	27	33	2	6	.182	3	0	0	19	.576	7	2	0	0	9	5	0	.289	.865	0	3.67	
1998	1	Bell, Justin	3	5	2	1	.200	0	0	1	4	.800	4	0	0	0	3	1	0	.333	1.133	0	1.67	
1974	2	Bennett, Davie	41	30	12	10	.333	0	0	0	10	.333	5	0	0	6	0	8	8	0	.474	.807	1	3.75
1982	1	Bennett, Mike	2	4	0	0	.000	0	0	0	0	.000	0	0	0	0	4	0	0	.000	.000	1	1.00	
2019	1	Benson, Alex	11	5	5	1	.200	0	0	0	1	.200	2	0	0	0	1	1	0	.333	.533	1	5.00	
1982	1	Bergin, Mike	4	0	0	0	.000	0	0	0	0	.000	0	0	0	0	0	0	0	.000	.000	0	-	
1996	1	Bern, Chad	17	37	3	7	.189	1	0	0	8	.216	3	1	0	2	2	5	4	1	.286	.502	1	7.40
2001	2	Bern, Collier	10	1	0	0	.000	0	0	0	0	.000	0	0	0	0	1	0	0	.000	.000	0	1.00	
2001	1	Bern, Tyler	7	13	4	5	.385	0	1	0	7	.538	2	0	0	0	7	3	0	.500	1.038	0	1.86	
1995	3	Bey, Billy	71	211	71	72	.341	8	1	5	97	.460	35	5	0	34	43	21	34	1	.435	.895	6	10.05
2021	1	Bhogaraju, Sanjiv	1	1	0	0	.000	0	0	0	0	.000	1	0	0	0	0	0	0	.000	.000	0	-	
2007	2	Bieniek, Bob	47	117	19	30	.256	6	0	1	39	.333	19	0	1	0	37	13	0	.328	.662	4	3.16	
1990	2	Birmingham, Matt	43	62	20	22	.355	2	0	0	24	.387	9	0	0	2	2	12	19	0	.506	.893	2	5.17
1986	1	Bjors, Hans	10	0	3	0	.000	0	0	0	0	.000	0	0	0	0	1	0	0	.000	.000	0	-	
1974	2	Blanchard, Steve	39	98	23	33	.337	1	2	4	50	.510	34	4	0	2	10	18	0	.440	.950	9	9.80	
1986	1	Blanke, John	3	2	0	0	.000	0	0	0	0	.000	0	0	0	0	1	0	0	.000	.000	0	2.00	
1990	2	Blue, Matt	27	23	5	5	.217	1	0	0	6	.261	2	0	0	2	2	3	2	0	.280	.541	4	7.67
1982	2	Blue, Scott	5	1	3	0	.000	0	0	0	0	.000	0	0	0	1	0	0	0	.000	.000	0	-	
1978	2	Bock, Brian	56	146	52	65	.445	11	3	4	94	.644	41	6	0	3	15	20	5	.526	1.170	15	9.73	
1973	1	Bock, Eric	14	26	1	5	.192	0	0	0	5	.192	4	0	0	0	4	1	1	.250	.442	3	6.50	
1975	2	Bock, John	61	172	40	51	.297	8	4	7	88	.512	46	1	0	7	0	26	31	2	.410	.921	2	6.62
1997	1	Boersma, Andy	4	4	1	1	.250	0	0	0	1	.250	0	0	0	0	0	0	0	.250	.500	0	-	
2018	2	Bogaerts, Nick	31	90	8	18	.200	2	0	0	20	.222	11	1	0	3	5	21	6	5	.287	.509	15	4.00
1981	1	Bogdanske, John	25	68	27	17	.250	2	2	0	23	.338	7	2	0	9	8	11	1	.363	.701	7	8.50	

BHS Career: Alphabetical Listing of All Players' Batting Statistics

Grad Yr	Yrs	NAME	G	AB	R	H	AVG	2B	3B	HR	TB	SLG	RBI	SAC	SF	SB	ATT	SO	BB	HB	OBA	OPS	E	AB:SO
1991	3	Boka, Ben	78	236	56	87	.369	25	2	9	143	.606	78	3	3	8	9	34	22	4	.426	1.032	32	6.94
1996	2	Bolich, Steve	50	92	18	25	.272	3	3	0	34	.370	15	0	1	2	4	21	9	0	.333	.703	8	4.38
1971	2	Bond, Clayton	27	49	6	21	.429	2	2	0	27	.551	15	1	0	0		3	10	1	.533	1.084	7	16.33
2001	3	Bongiovanni, Vince	79	212	68	73	.344	13	0	22	152	.717	87	0	0	2		58	27	8	.437	1.154	0	3.66
1984	1	Borghans, Dries	11	0	0	0	.000	0	0	0	0	.000	0	0	0	0	0	0	0	0	.000	.000	6	-
1971	1	Bosworth, Joe	3	3	0	0	.000	0	0	0	0	.000	0	0	0	0		0	0	0	.000	.000	0	-
1975	2	Bosworth, Steve	23	33	4	8	.242	0	0	0	8	.242	8	1	0	0		7	11	1	.444	.687	3	4.71
1976	2	Bottom, Steve	34	85	24	23	.271	3	2	3	39	.459	17	1	0	2		25	10	2	.361	.820	4	3.40
2019	1	Boyajian, Matt	1	0	0	0	.000	0	0	0	0	.000	1	0	1	0	0	0	0	0	.000	.000	1	-
1982	2	Boyd, Tom	32	95	31	35	.368	5	1	4	54	.568	13	2	0	17		17	17	1	.469	1.037	0	5.59
1988	2	Bradley, Byron	63	143	47	47	.329	5	1	4	66	.462	36	3	5	11	12	19	33	1	.445	.907	19	7.53
1971	2	Bradley, Gary	45	130	42	54	.415	5	5	3	78	.600	24	4	0	16	0	10	13	0	.469	1.069	6	13.00
2022	1	Bradley, Jack	4	5	1	2	.400	1	0	0	3	.600	3	0	1	0	0	0	0	0	.333	.933	0	-
1987	3	Bradley, Mike	86	269	110	112	.416	22	5	19	201	.747	78	2	2	19	21	24	33	10	.494	1.241	0	11.21
1979	1	Bradshaw, Vince	1	0	1	0	.000	0	0	0	0	.000	0	0	0	0		0	1	0	1.000	1.000	0	-
1998	2	Bragiel, Dan	13	4	3	1	.250	0	0	0	0	.000	1	0	1	0	0	1	2	1	.500	.500	1	4.00
1982	1	Brandt, Bill	3	7	2	1	.143	0	0	0	1	.143	0	0	0	0	0	2	0	0	.143	.286	1	3.50
1987	2	Brauch, Marty	48	111	21	37	.333	3	1	1	45	.405	25	4	3	3	6	10	15	3	.417	.822	9	11.10
1995	2	Brauch, Robert	47	77	13	23	.299	2	0	0	25	.325	8	6	1	1	1	8	5	2	.353	.678	7	9.63
1996	2	Brawley, Mike	60	118	33	49	.415	3	0	3	61	.517	24	3	1	5	9	5	23	0	.507	1.024	10	23.60
1983	2	Breback, Greg	13	30	3	7	.233	1	0	0	8	.267	3	0	0	0		9	3	0	.303	.570	0	3.33
2009	1	Brewer, Jack	10	18	5	7	.389	0	0	0	7	.389	5	0	0	1		4	3	0	.476	.865	0	4.50
1986	1	Briglio, Jim	1	1	0	1	1.000	0	0	0	1	1.000	0	0	0	0	0	0	0	0	1.000	2.000	0	-
2010	3	Brignola, Anthony	90	267	83	100	.375	15	2	10	149	.558	44	4	0	25	13	26	40	9	.472	1.030	2	10.27
2005	2	Brignola, Bobby	16	3	0	0	.000	0	0	0	0	.000	0	0	0	0		0	0	0	.000	.000	2	-
2015	1	Broomfield, Adam	2	0	1	0	.000	0	0	0	0	.000	0	0	0	0	0	0	0	0	.000	.000	0	-
2004	3	Broughton, Gabe	78	194	32	51	.263	4	0	0	55	.284	26	6	0	7		13	18	3	.335	.618	14	14.92
2011	2	Broughton, Jake	47	132	17	36	.273	7	1	0	45	.341	18	2	0	2	2	27	8	1	.319	.660	20	4.89
2002	3	Broughton, Nick	70	216	43	61	.282	7	2	1	75	.347	28			3		25	25	3	.365	.712	7	8.64
1966	1	Brown, Greg	21	64	13	12	.188	3	0	1	18	.281	8	0	0	5	0	24	13	0	.325	.606	15	2.67
1980	1	Brown, Kurt	3	4	1	2	.500	1	0	0	3	.750	1	0	0	0	0	0	0	1	.600	1.350	0	-
1978	2	Bruce, Robert	5	13	2	5	.385	0	0	0	5	.385	2	0	0	1	0	6	1	1	.467	.851	0	2.17
1996	1	Bryniczka, Adam	10	12	4	6	.500	0	0	0	6	.500	2	0	0	0	0	2	0	0	.500	1.000	0	6.00
2003	3	Bucalo, Dustin	64	209	52	83	.397	15	1	0	100	.478	27	1	2	8		17	21	1	.451	.929	11	12.29
2010	2	Buchholz, Sean	32	38	4	7	.184	2	0	0	9	.237	4	0	2	0	0	16	4	1	.267	.504	7	2.38
2016	2	Budzak, Brett	6	0	4	0	.000	0	0	0	0	.000	0	0	0	0	0	0	0	0	.000	.000	0	-
1973	1	Burke, Paul	29	87	35	30	.345	10	0	0	40	.460	8	2	0	17	0	18	21	2	.482	.942	6	4.83

BHS Career: Alphabetical Listing of All Players' Batting Statistics

Grad Yr	Yrs	NAME	G	AB	R	H	AVG	2B	3B	HR	TB	SLG	RBI	SAC	SF	SB	ATT	SO	BB	HB	OBA	OPS	E	AB:SO
2003	3	Burns, Nick	47	130	12	29	.223	3	0	4	44	.338	18	1	2	0		32	10	3	.290	.628	18	4.06
1999	2	Butitta, Dom	35	86	13	23	.267	3	0	2	32	.372	16	0	2	0	0	17	6	0	.309	.681	5	5.06
2000	1	Camacho, Edgar	7	8	1	1	.125	1	0	0	2	.250	0				0	1	0	.222	.472		-	
2014	2	Caminiti, Nick	45	9	35	1	.111	0	0	0	1	.111	1	1	0	8	9	3	0	0	.111	.222	0	3.00
1976	1	Cannon, Zeke	1	1	0	1	1.000	0	0	0	1	1.000	0	0	0	0	0	0	0	0	1.000	2.000	0	-
2001	2	Capinegro, Anthony	64	170	60	59	.347	6	1	0	67	.394	17			5		25	46	1	.488	.883		6.80
1992	1	Carbanarra, Joe	5	2	1	0	.000	0	0	0	0	.000	0	0	0	0	0	0	0	0	.000	.000	0	-
1972	1	Carnahan, Mike	9	10	0	1	.100	0	0	0	1	.100	0	0	0	0		1	2	0	.250	.350	2	10.00
1973	2	Carter, Scott	24	26	5	8	.308	0	0	0	8	.308	10	1	0	3		1	5	0	.419	.727	4	26.00
1966	2	Cavender, Jim	22	131	9	38	.290	6	1	0	46	.351	7	0	0	2	0	14	12	0	.350	.701	3	9.36
1981	2	Cecola, Robin	37	90	18	24	.267	4	1	2	36	.400	21	2	1	5		13	25	3	.437	.837	3	6.92
1971	1	Chalk, Dave	6	5	0	1	.200	0	0	0	1	.200	1	0	0	0		1	0	0	.200	.400	0	5.00
2006	2	Chapman, Billy	43	88	9	25	.284	8	1	3	44	.500	26	0	2	0		24	8	2	.350	.850	2	3.67
2001	2	Chapman, Mike	28	63	11	14	.222	1	0	1	18	.286	13			0		19	9	0	.319	.605		3.32
2016	2	Chapman, Jacob	61	168	39	47	.280	11	1	5	75	.446	39	0	6	1	1	38	29	9	.401	.847	6	4.42
2017	1	Chen, Hsyyuan	2	2	0	1	.500	0	0	0	1	.500	1	0	0	0	0	0	0	0	.500	1.000	0	-
2020	2	Christoffer, A.J.	61	166	50	56	.337	15	1	7	94	.566	44	0	1	15	20	29	33	5	.459	1.025	4	5.72
1975	2	Chuboff, Dave	7	5	2	3	.600	1	0	0	4	.800	2	0	0	0		0	0	1	.667	1.467	0	-
1993	2	Ciaglia, Craig	15	14	3	2	.143	0	1	0	4	.286	2	0	0	0	0	1	4	0	.333	.619	3	14.00
1991	2	Ciaglia, Marc	22	36	6	8	.222	3	0	0	11	.306	2	0	0	0	0	7	5	1	.333	.639	0	5.14
2000	1	Ciupke, Chris	0	0	0	0	.000	0	0	0	0	.000	0				0	0	0	.000	.000		-	
1972	1	Clawson, Dave	2	2	1	0	.000	0	0	0	0	.000	0	0	0	0	0	1	0	0	.000	.000	0	2.00
1970	2	Clawson, Steve	46	129	29	30	.233	1	2	0	35	.271	18	7	0	19		24	24	0	.353	.624	1	5.38
2013	3	Coco, Chris	69	189	31	44	.233	3	0	1	50	.265	20	4	0	5	6	41	10	6	.293	.557	34	4.61
1973	2	Cole, Bob	54	146	23	41	.281	7	4	2	62	.425	25	0	0	6		33	12	6	.360	.784	6	4.42
1988	2	Coll, Brian	52	132	33	51	.386	12	2	0	67	.508	42	4	3	7	9	24	27	1	.485	.992	6	5.50
2010	2	Colon, Pete	5	4	0	1	.250	0	0	0	1	.250	0	0	0	0	0	1	0	0	.250	.500	0	4.00
2004	2	Combs, Marty	37	56	9	14	.250	1	0	0	15	.268	12	3	0	0		15	11	5	.417	.685	11	3.73
1982	2	Condill, Jeff	41	82	16	20	.244	3	0	0	23	.280	9	3	0	3		13	22	1	.410	.690	18	6.31
2008	3	Conroy, Tim	86	249	56	81	.325	17	3	3	113	.454	42	4	2	7		52	51	3	.443	.896	5	4.79
1990	2	Contreras, Jamie	34	73	9	19	.260	4	0	0	23	.315	16	1	2	0	0	3	4	2	.309	.624	6	24.33
2001	3	Contreras, Mike	62	183	40	73	.399	15	0	2	94	.514	50	0	0	2		14	11	3	.442	.955	1	13.07
1994	4	Contreras, Oscar	98	306	74	111	.363	25	4	17	195	.637	87	1	7	9	11	29	33	3	.421	1.058	24	10.55
1980	1	Cook, Don	2	3	0	0	.000	0	0	0	0	.000	0	0	0	0		0	0	0	.000	.000	0	-
2010	2	Cook, Jim	44	126	22	38	.302	3	1	0	43	.341	15	0	3	7	8	15	15	2	.377	.718	21	8.40
2015	3	Coon, Jake	101	300	81	106	.353	27	0	8	157	.523	72	5	4	11	11	39	43	20	.460	.984	15	7.69
2006	2	Coons, Adam	76	233	39	89	.382	28	0	6	135	.579	44	0	2	1		26	32	5	.463	1.043	11	8.96

BHS Career: Alphabetical Listing of All Players' Batting Statistics

Grad Yr	Yrs	NAME	G	AB	R	H	AVG	2B	3B	HR	TB	SLG	RBI	SAC	SF	SB	ATT	SO	BB	HB	OBA	OPS	E	AB:SO
2001	1	Coppola, Ryan	2	2	0	1	.500	0	0	0	1	.500	1			0		1	0	0	.500	1.000		2.00
1970	2	Corson, Scott	8	6	0	0	.000	0	0	0	0	.000	2	1	0	0		3	0	0	.000	.000	1	2.00
1994	2	Costello, John	30	26	9	8	.308	2	0	0	10	.385	6	0	0	1	1	1	2	0	.357	.742	2	26.00
2014	2	Covek, Jack	1	1	0	0	.000	0	0	0	0	.000	0	0	0	0	0	0	0	0	.000	.000	0	-
1967	2	Cowell, Ron	37	106	23	26	.245	1	0	0	27	.255	2	0	0	4		13	4	0	.273	.527	5	8.15
1986	1	Cox, Ben	1	1	0	0	.000	0	0	0	0	.000	1	0	0	0	0	0	0	0	.000	.000	0	-
2005	2	Creswell, Jeff	56	123	34	41	.333	7	1	1	53	.431	22	1	0	4		25	22	3	.446	.877	4	4.92
1995	1	Culver, Trent	3	2	1	0	.000	0	0	0	0	.000	0	0	0	0	0	0	0	0	.000	.000	1	-
1985	3	Cummings, Chris	87	270	65	85	.315	16	5	0	117	.433	50	10	4	13	15	18	34	2	.390	.824	35	15.00
2012	2	Cunniff, Drew	16	22	1	5	.227	1	0	0	6	.273	3	0	0	0	0	4	4	0	.346	.619	2	5.50
2002	1	Curto, Steve	16	37	3	4	.108	2	0	0	6	.162	3				11	2	1	.175	.337	4	3.36	
1972	1	D'Ambra, Frank	1	0	0	0	.000	0	0	0	0	.000	0	0	0	0	0	0	0	0	.000	.000	0	-
1994	2	Daichendt, Jim	19	28	6	6	.214	2	0	0	8	.286	4	0	0	0	0	7	0	1	.241	.527	2	4.00
1999	1	Danneger, Craig	2	0	0	0	.000	0	0	0	0	.000	0	0	0	0		0	0	0	.000	.000	0	-
1995	2	Dato, David	55	132	28	31	.235	6	2	1	44	.333	21	3	2	2	5	12	16	6	.340	.673	14	11.00
2017	2	Davis, Sean	47	96	29	29	.302	3	1	0	34	.354	19	0	3	6	6	18	16	5	.417	.782	11	5.33
2009	3	Day, John	94	288	83	88	.306	4	0	2	98	.340	44	4	2	12		40	61	9	.439	.779	4	7.20
2016	2	Day, Jimmy	70	211	75	74	.351	15	5	6	117	.555	51	6	5	21	14	30	9	21	.423	.977	5	7.03
1983	1	Dehnert, Jeff	2	0	1	0	.000	0	0	0	0	.000	0	0	0	0	0	0	0	0	.000	.000	0	-
2016	2	Dehnert, Patrick	67	201	34	76	.378	16	2	3	105	.522	44	0	2	1	1	19	26	6	.460	.982	9	10.58
2001	2	Del Olmo, Rick	13	1	1	0	.000	0	0	0	0	.000	0			0		0	1	0	.500	.500		-
2015	2	Delaurentis, Anthony	33	86	18	30	.349	3	1	7	56	.651	30	1	3	2	2	32	14	1	.433	1.084	2	2.69
2022	2	Dern, Brady	36	93	16	25	.269	2	0	0	27	.290	11	1	2	6	7	27	6	0	.307	.597	1	3.44
1966	1	Dickey, Bill	21	64	7	14	.219	3	0	0	17	.266	11	0	0	2		8	4	0	.265	.530	6	8.00
2005	2	DiMonte, Tony	65	188	56	72	.383	16	3	6	112	.596	61	0	5	0		29	16	4	.432	1.028	1	6.48
1969	1	Dineen, Tom	7	2	1	1	.500	0	0	0	1	.500	2	0	0	2		1	0	0	.500	1.000	1	2.00
1993	3	Dioguardi, Jamie	66	137	30	39	.285	8	2	3	60	.438	23	8	1	16	23	27	13	4	.361	.799	6	5.07
2015	2	Dodge, Casey	54	161	18	67	.416	6	0	1	76	.472	32	4	5	2	3	18	8	7	.453	.925	7	8.94
1973	1	Donavan, Kevin	5	7	1	0	.000	0	0	0	0	.000	0	0	0	0		5	0	0	.000	.000	1	1.40
1993	2	Doty, Zack	7	0	1	0	.000	0	0	0	0	.000	0	0	0	0	0	1	0	0	.000	.000	0	-
2013	2	Dowdy, Eric	19	5	7	0	.000	0	0	0	0	.000	0	0	0	3	3	2	1	0	.167	.167	0	2.50
1970	2	Dowling, Geoff	31	61	6	15	.246	1	0	0	16	.262	5	2	0	3		17	8	4	.370	.632	6	3.59
2013	2	Dragosz, Justin	52	139	20	41	.295	8	0	3	58	.417	26	0	2	0	0	28	10	1	.342	.759	4	4.96
1995	2	Dreher, Brad	54	63	15	19	.302	1	1	0	22	.349	12	1	2	4	5	16	12	0	.403	.752	2	3.94
1970	2	Duhaime, Mike	15	22	4	2	.091	1	0	0	3	.136	0	4	0	1		7	3	0	.200	.336	6	3.14
1980	2	Dunn, Chuck	59	162	32	58	.358	12	6	3	91	.562	45	3	1	9		33	32	2	.467	1.029	7	4.91
1982	2	Duval, Jerry	21	37	8	5	.135	2	0	0	7	.189	2	0	0	1		3	5	1	.256	.445	2	12.33

BHS Career: Alphabetical Listing of All Players' Batting Statistics

Grad Yr	Yrs	NAME	G	AB	R	H	AVG	2B	3B	HR	TB	SLG	RBI	SAC	SF	SB	ATT	SO	BB	HB	OBA	OPS	E	AB:SO
1984	2	Eckl, Bob	28	14	1	1	.071	0	0	0	1	.071	1	0	0	0	0	2	3	0	.235	.307	5	7.00
2008	1	Ehmen, Ryan	11	13	5	2	.154	0	0	0	2	.154	1	0	0		4	0	0	.154	.308		3.25	
1978	1	Eichstaedt, Carl	16	57	12	14	.246	1	0	1	18	.316	12	1	0	0		14	6	2	.338	.654	2	4.07
2022	2	Eisenbarth, Logan	59	183	30	58	.317	10	0	11	101	.552	46	0	2	0	0	38	28	1	.407	.958	8	4.82
1973	2	Eldridge, Rob	10	8	0	1	.125	0	0	0	1	.125	1	0	0	1		5	1	0	.222	.347	0	1.60
2019	4	Elliott, Clark	106	284	115	105	.370	20	2	9	156	.549	87	3	6	32	32	32	83	15	.523	1.072	26	8.88
1993	3	Engle, Jeremy	58	109	31	36	.330	11	0	3	56	.514	24	1	2	7	8	22	11	5	.409	.923	10	3.42
2018	2	Ensign, Daniel	19	6	3	1	.167	0	0	0	1	.167	0	0	0	0	0	3	0	0	.167	.333	2	3.42
2022	2	Ensign, James	18	7	13	3	.429	0	0	0	3	.429	3	0	0	3	3	2	1	4	.667	1.095	0	9.91
1998	2	Erker, Paul	19	12	2	2	.167	1	0	0	3	.250	2	0	0	0	0	3	1	0	.231	.481	2	4.00
1999	3	Ermilio, Rocky	56	118	31	37	.314	7	0	5	59	.500	32	0	2	3	2	21	8	1	.357	.857	5	5.62
2011	1	Estanislao, Alej	0	0	0	0	.000	0	0	0	0	.000	0	0	0	0	0	0	0	0	.000	.000	0	-
1990	1	Etters, Travis	1	1	1	1	1.000	0	0	0	1	1.000	0	0	0	0	0	0	0	0	1.000	2.000	0	-
1984	2	Evanger, Jim	27	36	4	7	.194	1	0	0	8	.222	0	0	0	0	1	8	7	0	.326	.548	2	4.50
1984	1	Evarrs, Dan	5	7	1	1	.143	0	0	0	1	.143	0	0	0	0	0	2	0	0	.143	.286	0	3.50
1997	2	Faber, Brian	22	4	2	0	.000	0	0	0	0	.000	0	0	0	0	0	4	0	0	.000	.000	2	1.00
1989	1	Faith, Matt	16	15	3	3	.200	0	0	0	3	.200	2	1	0	0	0	4	0	1	.250	.450	4	3.75
1986	2	Faith, Peter	49	95	20	34	.358	9	1	9	72	.758	37	1	2	0	0	20	19	0	.457	1.215	8	4.75
1999	3	Favia, Frank	82	223	72	89	.399	17	1	8	132	.592	66	0	5	4	7	26	26	5	.463	1.055	15	8.58
2002	2	Feit, Jake	18	2	0	1	.500	0	0	0	1	.500	1			0		0	1	1	.750	1.250	2	-
1976	2	Feit, John	59	163	30	46	.282	15	0	3	70	.429	32	5	0	3		50	27	2	.391	.820	9	3.26
1973	2	Feit, Mike	47	117	30	33	.282	5	3	1	47	.402	21	1	0	13		29	17	2	.382	.784	2	4.03
1996	3	Feit, Mike Jr.	41	68	22	20	.294	1	0	3	30	.441	17	4	1	3	3	17	5	2	.355	.796	3	4.00
1988	1	Fencik, Chris	6	6	0	2	.333	0	0	0	2	.333	3	0	0	0	0	0	0	0	.333	.667	3	-
1974	2	Fencik, Scott	45	67	23	16	.239	3	1	1	24	.358	4	1	0	7		24	8	0	.320	.678	2	2.79
1995	2	Findley, Jim	11	1	5	1	1.000	1	0	0	2	2.000	2	0	0	0	0	0	2	1	1.000	3.000	0	-
1989	2	Fitzgerald, Bryan	45	96	39	32	.333	6	2	1	45	.469	13	1	1	6	7	23	18	1	.440	.908	3	4.17
2024	1	Fitzpatrick, Dillon	1	2	0	0	.000	0	0	0	0	.000	0	0	0	0	0	2	0	0	.000	.000	0	1.00
2011	2	Fitzpatrick, Kyle	38	66	15	9	.136	1	0	0	10	.152	6	0	0	2	2	24	11	5	.305	.456	7	2.75
2020	1	Fitzpatrick, Tommy	32	25	20	7	.280	3	0	0	10	.400	3	0	0	10	11	4	2	1	.357	.757	0	6.25
1998	2	Flubacker, Kyle	82	262	101	91	.347	21	4	5	135	.515	34	0	2	59	64	40	34	5	.429	.944	9	6.55
2010	2	Foderaro, Derrick	70	209	45	68	.325	12	1	3	91	.435	40	2	5	7	7	30	29	2	.404	.839	10	6.97
2012	2	Foley, Aaron	59	172	28	57	.331	11	3	3	83	.483	28	2	1	2	2	28	11	3	.380	.862	10	6.14
1979	2	Forster, Bill	24	76	17	24	.316	5	0	0	29	.382	7	0	0	5		8	15	0	.429	.810	1	9.50
1992	1	Francour, Eric	17	29	1	6	.207	2	0	0	8	.276	1	0	0	1	1	2	2	0	.258	.534	0	14.50
2002	4	Franzese, Jon	92	261	73	93	.356	14	0	27	188	.720	96	1	0	0		34	56	6	.480	1.200	13	7.68
1995	2	Franzese, Nick	76	231	38	91	.394	27	3	7	145	.628	72	0	5	2	2	23	22	3	.444	1.072	10	10.04

BHS Career: Alphabetical Listing of All Players' Batting Statistics

Grad Yr	Yrs	NAME	G	AB	R	H	AVG	2B	3B	HR	TB	SLG	RBI	SAC	SF	SB	ATT	SO	BB	HB	OBA	OPS	E	AB:SO
1981	2	Fredericks, Don	34	87	17	29	.333	3	2	2	39	.448	21	1	1	2		18	15	3	.443	.892	3	4.83
1982	1	Fredericks, John	2	0	0	0	.000	0	0	0	0	.000	0	0	0	0		0	0	0	.000	.000	0	-
1998	2	Freese, Brian	8	4	2	2	.500	0	0	0	2	.500	1	0	0	0	0	0	0	0	.500	1.000	0	-
2001	2	Friedman, Aaron	6	6	0	1	.167	0	0	0	1	.167	1			0		1	0	0	.167	.333		6.00
2018	2	Gagne, Johnny	44	92	28	29	.315	1	0	0	30	.326	10	8	0	11	14	12	9	1	.382	.666	8	-
2011	2	Gallagher, Devin	38	74	5	16	.216	4	0	1	23	.311	12	0	0	0	0	27	9	0	.301	.612	3	2.74
1992	2	Galyon, Matt	11	24	3	5	.208	0	0	0	5	.208	2	0	0	1	1	2	0	1	.240	.448	3	12.00
2020	1	Gardner, Jon	37	99	21	28	.283	7	0	0	35	.354	22	1	2	5	5	18	8	2	.342	.696	11	5.50
2017	1	Gardner, Nick	1	0	1	0	.000	0	0	0	0	.000	0	0	0	0	0	0	0	0	.000	.000	1	-
2020	1	Gazda, Nate	33	74	21	18	.243	3	0	0	21	.284	10	2	1	10	10	16	9	3	.345	.629	7	4.63
1992	2	George, Jamey	35	48	13	12	.250	0	1	0	14	.292	3	6	0	8	9	9	15	1	.438	.729	9	5.33
1976	2	George, Leo	68	210	72	80	.381	22	1	13	143	.681	66	5	0	20		40	56	1	.513	1.194	16	5.25
2011	2	Gerrard, Greg	10	0	0	0	.000	0	0	0	0	.000	0	0	0	0	0	0	0	0	.000	.000	0	-
1984	1	Gessert, Jon	7	5	0	0	.000	0	0	0	0	.000	0	0	0	0	0	2	1	0	.167	.167	1	2.50
2004	3	Gibson, Nate	68	195	44	58	.297	11	0	3	78	.400	47	7	3	7		41	14	13	.378	.778	4	4.76
1984	1	Giesler, Doug	1	1	0	1	1.000	1	0	0	2	2.000	0	0	0	0	0	0	0	0	1.000	3.000	0	-
1978	1	Gilleland, Scott	26	75	21	26	.347	5	3	2	43	.573	24	1	0	1		12	4	0	.380	.953	1	6.25
2006	2	Gilly, Erik	13	1	1	0	.000	0	0	0	0	.000	0	1	0	1		0	0	0	.000	.000	3	-
1999	1	Giovannelli, Jeff	2	0	0	0	.000	0	0	0	0	.000	0	0	0	0		0	0	0	.000	.000	0	-
2012	2	Gitelis, Justin	32	66	5	21	.318	4	0	0	25	.379	11	0	0	0	0	11	4	1	.366	.745	0	6.00
1969	1	Glantz, Dave	26	70	9	28	.400	4	0	2	38	.543	21	2	0	0		15	9	0	.468	1.011	8	4.67
1991	2	Glendinning, Brent	18	0	1	0	.000	0	0	0	0	.000	0	0	0	0	0	0	1	0	1.000	1.000	1	-
2003	1	Gockenbach, Charlie	5	2	0	0	.000	0	0	0	0	.000	0	0	0	0		0	0	0	.000	.000	0	-
2010	1	Gockenback, Jim	1	1	0	0	.000	0	0	0	0	.000	0	0	0	0	0	0	0	0	.000	.000	0	-
1981	2	Goebbert, Lloyd	11	3	0	0	.000	0	0	0	0	.000	1	0	0	0		0	1	0	.250	.250	0	-
2008	2	Golek, Jack	62	188	9	63	.335	17	0	7	101	.537	51	0	4	0		26	33	9	.449	.986		7.23
1983	1	Goodman, Tony	1	1	0	0	.000	0	0	0	0	.000	0	0	0	0		0	0	0	.000	.000	0	-
2017	2	Gosswein, Blake	60	97	44	37	.381	5	0	1	45	.464	26	1	1	25	26	8	18	4	.492	.956	5	12.13
2017	2	Gosswein, Brooks	1	0	1	0	.000	0	0	0	0	.000	0	0	0	0	0	0	0	0	.000	.000	1	-
2008	2	Grabowski, Bryan	50	168	35	53	.315	3	1	3	67	.399	28	0	0	0		17	13	2	.372	.770		9.88
2012	2	Grabowski, Charles	7	7	3	3	.429	0	0	0	3	.429	0	0	0	0	0	0	1	0	.500	.929	0	-
1977	2	Grant, Randy	25	67	13	19	.284	3	2	0	26	.388	8	1	0	0		22	4	0	.324	.712	5	3.05
1972	1	Griffing, Scott	6	7	3	2	.286	0	0	0	2	.286	1	0	0	0		2	1	0	.375	.661	1	3.50
1992	1	Griffith, Joel	1	1	0	0	.000	0	0	0	0	.000	0	0	0	0	0	1	0	0	.000	.000	0	1.00
2003	2	Grimm, Bobby	4	0	0	0	.000	0	0	0	0	.000	0	0	0	0		0	0	0	.000	.000	0	-
2003	1	Gruber, Marty	2	2	0	0	.000	0	0	0	0	.000	0	0	0	0		1	0	0	.000	.000	0	2.00
1986	2	Halborg, Craig	46	84	20	24	.286	5	0	1	32	.381	20	3	2	1	1	8	15	2	.398	.779	0	10.50

BHS Career: Alphabetical Listing of All Players' Batting Statistics

Grad Yr	Yrs	NAME	G	AB	R	H	AVG	2B	3B	HR	TB	SLG	RBI	SAC	SF	SB	ATT	SO	BB	HB	OBA	OPS	E	AB:SO
1980	1	Hale, Dan	9	1	1	0	.000	0	0	0	0	.000	0	0	0	0	0	0	1	0	.500	.500	0	-
2007	3	Hall, Dain	105	359	112	151	.421	22	3	17	230	.641	83	0	3	35		33	47	2	.487	1.127	32	10.88
2009	2	Handler, Gus	63	184	39	51	.277	10	0	14	103	.560	59	0	1	0		52	31	5	.394	.953	8	3.54
1971	2	Harrell, Bob	27	63	17	20	.317	5	0	0	25	.397	17	4	0	4		6	5	5	.411	.808	1	10.50
1969	1	Harris, George	21	54	8	14	.259	2	0	0	16	.296	11	3	0	0		9	5	0	.322	.618	3	6.00
2022	1	Hartshorn, Drew	2	2	0	0	.000	0	0	0	0	.000	1	0	0	0	0	1	0	0	.000	.000	0	2.00
1996	1	Hartwig, Andy	2	1	0	0	.000	0	0	0	0	.000	0	0	0	0	0	0	0	0	.000	.000	0	-
1970	1	Hartwig, Bill	5	9	0	2	.222	0	0	0	2	.222	1	1	0	0		1	0	0	.222	.444	0	9.00
1976	1	Hartwig, Greg	9	3	0	0	.000	0	0	0	0	.000	0	0	0	0		0	0	0	.000	.000	0	-
2015	1	Harvey, Jack	2	0	1	0	.000	0	0	0	0	.000	0	0	0	0	0	0	0	0	.000	.000	0	-
1996	2	Hauser, Eric	42	52	12	11	.212	1	1	1	17	.327	6	3	0	2	2	12	4	0	.268	.595	1	4.33
1999	1	Heath, Michael	20	16	1	2	.125	0	0	0	2	.125	1	1	0	1		7	2	0	.222	.347	0	2.29
1986	1	Heine, Jim	13	14	0	1	.071	0	0	0	1	.071	0	0	0	0	0	4	1	0	.133	.205	1	3.50
1970	1	Heineman, Mark	14	28	9	8	.286	1	0	0	9	.321	6	1	0	4		6	4	4	.444	.766	2	4.67
1990	2	Henderson, Craig	14	0	0	0	.000	0	0	0	0	.000	0	0	0	0	0	0	0	0	.000	.000	4	-
1977	2	Hewes, Dave	37	68	17	20	.294	2	0	0	22	.324	8	2	0	1		25	7	2	.377	.700	0	2.72
1971	1	Heyse, Bob	11	14	3	3	.214	2	0	0	5	.357	0	1	0	0		1	3	0	.353	.710	2	14.00
1971	2	Heyse, Don	15	19	1	1	.053	0	0	0	1	.053	2	0	0	0		8	4	0	.217	.270	5	2.38
2012	1	Hillestad, Bennet	2	1	0	1	1.000	0	0	0	1	1.000	1	0	0	0		0	1	0	1.000	2.000	2	-
2000	2	Hilliard, Jonathan	1	0	0	0	.000	0	0	0	0	.000	0	0	0	0		0	0	0	.000	.000	0	-
2008	3	Hirsch, Dave	14	20	2	3	.150	0	0	0	3	.150	2	0	0	0		6	4	0	.292	.442	1	3.33
2019	1	Hoelter, Patrick	1	1	0	0	.000	0	0	0	0	.000	0	0	0	0	0	0	0	0	.000	.000	0	-
2022	2	Hoffman, Danny	38	108	14	27	.250	4	0	0	31	.287	16	3	0	6	7	18	9	0	.308	.595	6	6.00
1973	2	Hoffman, Dave	13	19	4	3	.158	0	0	0	3	.158	2	0	0	1		5	10	0	.448	.606	4	3.80
1971	2	Holke, Bill	55	148	29	45	.304	5	3	2	62	.419	33	2	0	3		11	14	3	.376	.795	19	13.45
2009	2	Holke, Chris	50	163	37	50	.307	12	0	4	74	.454	26	0	1	5		22	18	3	.384	.838	10	7.41
2020	1	Holler, Nate	2	3	1	1	.333	1	0	0	2	.667	1	0	0	0	0	0	0	0	.333	1.000		-
1970	2	Holman, Ken	41	95	13	16	.168	2	0	0	18	.189	8	2	0	5		17	11	2	.269	.458	23	5.59
1971	1	Holman, Ron	15	5	3	0	.000	0	0	0	0	.000	0	0	0	2		1	1	0	.167	.167	0	5.00
1986	1	Holtz, Bill	8	1	4	0	.000	0	0	0	0	.000	0	0	0	0	0	0	0	0	.000	.000	0	-
1983	2	Hopkins, Derek	30	73	17	34	.466	12	0	1	49	.671	20	4	0	1		7	11	1	.541	1.212	7	10.43
1987	1	Hopkins, Scott	17	20	1	2	.100	0	0	0	2	.100	1	0	0	0	0	5	5	0	.280	.380	0	4.00
1975	2	Horcher, Don	46	93	28	18	.194	0	2	0	22	.237	12	3	0	19		16	10	0	.272	.508	3	5.81
2018	2	Horcher, Jake	30	73	22	21	.288	3	0	1	27	.370	10	1	0	7	9	12	9	2	.381	.751	2	6.08
2000	2	Houder, Ryan	44	107	18	37	.346	8	0	0	45	.421	17	0	1	0		16	14	3	.432	.853	2	6.69
1988	2	Huddlestun, Jason	53	94	26	29	.309	3	0	3	41	.436	19	6	0	9	12	15	15	2	.414	.851	13	6.27
1991	2	Huddlestun, Ryan	31	71	18	26	.366	5	0	2	37	.521	20	1	0	1	1	4	8	0	.430	.952	3	17.75

BHS Career: Alphabetical Listing of All Players' Batting Statistics

Grad Yr	Yrs	NAME	G	AB	R	H	AVG	2B	3B	HR	TB	SLG	RBI	SAC	SF	SB	ATT	SO	BB	HB	OBA	OPS	E	AB:SO
1988	2	Huddleston, Todd	36	38	12	12	.316	1	0	0	13	.342	4	1	0	1	2	6	10	0	.458	.800	7	6.33
1984	2	Huntington, Greg	31	30	8	8	.267	1	0	0	9	.300	4	1	0	3	2	9	6	1	.405	.705	1	3.33
1992	2	Hurzeler, Jim	13	2	1	0	.000	0	0	0	0	.000	0	0	0	0	0	1	0	0	.000	.000	0	2.00
1987	2	Hynds, Brian	8	0	0	0	.000	0	0	0	0	.000	0	0	0	0	0	0	0	0	.000	.000	1	-
2007	2	Imielski, Matt	52	132	24	44	.333	9	0	7	74	.561	34	0	1	0		39	15	8	.429	.990	3	3.38
1977	2	Jakus, Steve	61	163	29	45	.276	6	0	0	51	.313	26	9	0	4		26	25	2	.379	.692	25	6.27
1994	1	James, Tony	1	1	0	1	1.000	0	0	0	1	1.000	0	0	0	0	0	0	0	0	1.000	2.000	1	-
2008	2	Janezic, Steve	52	121	20	40	.331	11	0	2	57	.471	24	0	2	0		29	16	0	.403	.874		4.17
1987	1	Janke, Mike	1	1	0	0	.000	0	0	0	0	.000	0	0	0	0	0	1	0	0	.000	.000	0	1.00
1969	1	Jansen, Randy	10	11	0	3	.273	0	0	0	3	.273	1	0	0	0		3	1	0	.333	.606	2	3.67
1970	2	Jarrard, Clisby	53	177	44	70	.395	5	3	0	81	.458	36	8	0	41	0	23	12	3	.443	.900	7	7.70
1999	2	Jarrard, Clisby Jr.	53	129	32	39	.302	6	1	1	50	.388	17	4	2	2	1	20	23	1	.406	.794	5	6.45
1973	2	Jarrett, Bill	47	125	30	33	.264	4	1	2	45	.360	27	3	0	7		34	18	2	.366	.726	2	3.68
2001	2	Jaynes, Mike	65	178	46	50	.281	10	0	5	75	.421	25			2		29	47	2	.436	.857		6.14
1989	2	Jefferson, Gary	40	71	18	24	.338	2	0	3	35	.493	19	2	1	3	5	13	11	2	.435	.928	2	5.46
2008	1	Jenkins, Connor	19	27	13	6	.222	0	0	0	6	.222	1	1	0	0		7	4	0	.323	.545		3.86
2021	1	Jenkins, Ryan	25	76	21	30	.395	7	1	2	45	.592	24	0	1	4	4	7	7	7	.484	1.076	2	10.86
1976	1	Jensen, Bruce	22	48	9	12	.250	2	2	0	18	.375	8	0	0	2		16	4	1	.321	.696	3	3.00
1994	2	Jensen, Patrick	68	201	51	67	.333	14	3	5	102	.507	36	5	3	5	8	30	19	2	.391	.899	16	6.70
2004	3	Jensen, Tim	21	5	1	1	.200	0	0	0	1	.200	1	0	0	0		1	0	0	.200	.400	1	5.00
2022	2	Jno-Baptiste, Evan	59	148	54	45	.304	10	3	0	61	.412	25	4	2	22	23	35	22	6	.410	.822	1	4.23
2003	1	Johnson, Andrew	3	0	0	0	.000	0	0	0	0	.000	0	0	0	0		0	0	0	.000	.000	0	-
1995	3	Johnson, Jermaine	59	139	38	45	.324	7	2	2	62	.446	24	0	2	7	10	22	9	2	.368	.814	2	6.32
1984	2	Johnson, Jim	34	83	25	25	.301	3	1	2	36	.434	16	3	0	4	4	14	19	1	.437	.871	9	5.93
2015	2	Johnson, Luke	66	190	47	65	.342	14	2	2	89	.468	35	3	2	11	16	14	18	0	.395	.864	9	13.57
1996	2	Johnson, Rob	10	11	0	2	.182	1	0	0	3	.273	1	0	0	0	0	2	0	1	.250	.523	3	5.50
1984	1	Jones, Dan	17	26	3	10	.385	0	0	0	10	.385	5	2	0	0	4	4	5	1	.500	.885	6	6.50
1982	2	Jones, Kevin	50	160	37	64	.400	10	3	1	83	.519	29	4	0	3		11	16	0	.455	.973	15	14.55
1979	2	Joyce, Mike	30	85	17	25	.294	3	0	5	43	.506	17	1	0	1		20	7	2	.362	.868	6	4.25
2004	2	Judson, Tim	58	126	27	30	.238	1	0	0	31	.246	16	4	2	2		16	12	0	.300	.546	19	7.88
2022	2	Kanak, Jackson	16	13	6	4	.308	1	0	0	5	.385	3	0	0	3	3	3	1	1	.400	.785	0	4.33
2020	1	Kanak, Ricky	1	1	0	0	.000	0	0	0	0	.000	0	0	0	0	0	0	0	0	.000	.000	1	-
1989	2	Kane, Mike	26	42	4	6	.143	1	0	0	7	.167	7	1	1	0	0	10	7	0	.260	.427	7	4.20
2006	2	Kazmier, Keith	20	6	2	1	.167	0	0	0	1	.167	1	0	1	0		3	0	0	.143	.310	1	2.00
2006	2	Keiser, Lucas	26	5	32	3	.600	0	0	1	6	1.200	1	0	0	7		2	2	0	.714	1.914	0	2.50
1980	2	Kelsch, Joe	53	155	41	53	.342	9	4	0	70	.452	21	2	0	12		16	25	3	.443	.894	19	9.69
2021	1	Kennicott, Harrison	16	18	7	6	.333	1	1	0	9	.500	7	0	0	0	1	2	3	4	.520	1.020	0	9.00

BHS Career: Alphabetical Listing of All Players' Batting Statistics

Grad Yr	Yrs	NAME	G	AB	R	H	AVG	2B	3B	HR	TB	SLG	RBI	SAC	SF	SB	ATT	SO	BB	HB	OBA	OPS	E	AB:SO
2001	1	Kenny, Brian	16	16	3	5	.313	1	0	0	6	.375	2			1		2	3	1	.450	.825		8.00
2000	2	Kerns, Andrew	40	55	6	12	.218	5	0	1	20	.364	12	0	0	0		5	3	0	.259	.622	1	11.00
1977	2	Kiefer, Mike	27	69	16	20	.290	2	1	1	27	.391	9	2	0	4		15	8	1	.372	.763	4	4.60
2015	1	King, Dalton	1	0	1	0	.000	0	0	0	0	.000	0	0	0	0	0	0	0	0	.000	.000	0	-
1984	2	Koch, David	32	37	8	11	.297	2	0	0	13	.351	5	1	0	2	2	4	18	1	.536	.887	0	9.25
1977	2	Koch, Steve	68	210	65	78	.371	24	5	13	151	.719	74	5	0	7		29	25	1	.441	1.160	17	7.24
2021	1	Koehler, Ryan	21	49	19	20	.408	3	0	0	23	.469	9	0	0	7	7	4	6	3	.500	.969	5	12.25
2020	1	Koehler, Will	37	107	27	39	.364	2	0	0	41	.383	18	1	3	11	12	14	8	6	.427	.811	7	7.64
1972	2	Koenen, John	33	76	10	24	.316	3	2	2	37	.487	21	3	0	1		6	9	2	.402	.889	6	12.67
2022	2	Kohanzo, Jake	49	142	41	55	.387	16	0	8	95	.669	45	0	0	16	17	27	18	3	.466	1.135	4	5.26
1978	1	Kopf, Rick	5	8	1	1	.125	0	0	0	1	.125	0	0	0	0		4	1	0	.222	.347	1	2.00
2006	1	Korcal, Ryan	0	0	0	0	.000	0	0	0	0	.000	0	0	0	0		0	0	0	.000	.000	0	-
2017	3	Korus, Jeff	64	151	52	51	.338	10	0	0	61	.404	26	0	3	17	18	16	29	8	.461	.872	0	9.44
1985	2	Koski, Doug	14	0	0	0	.000	0	0	0	0	.000	0	1	0	0	0	0	0	0	.000	.000	1	-
1982	2	Kosty, Mike	13	30	4	7	.233	0	0	1	10	.333	11	2	0	0		7	2	0	.281	.615	2	4.29
2016	2	Kozar, Matt	17	12	6	3	.250	1	0	0	4	.333	6	0	0	0	0	2	0	0	.250	.583	0	6.00
2017	2	Kozlowski, Eric	43	113	3	37	.327	9	2	2	55	.487	31	1	2	1	1	27	14	3	.409	.899	3	4.19
2020	1	Kozlowski, Luke	20	23	10	7	.304	2	0	0	9	.391	8	0	0	2	2	7	5	0	.429	.820	1	3.29
2020	1	Kraus, Hayden	21	36	8	6	.167	2	0	1	11	.306	8	0	2	0	0	13	11	1	.360	.666	0	2.77
1990	2	Kraus, Matt	65	191	61	59	.309	11	4	9	105	.550	52	2	0	12	13	26	18	2	.374	.924	2	7.35
2022	1	Krause, Henry	3	2	1	0	.000	0	0	0	0	.000	0	0	0	0	0	2	0	0	.000	.000	0	1.00
1996	2	Kristof, Ryan	8	8	2	0	.000	0	0	0	0	.000	2	0	0	0	0	2	2	0	.200	.200	0	4.00
1992	2	Kristof, Tom	29	32	3	10	.313	1	0	1	14	.438	8	1	0	0	0	7	9	1	.476	.914	8	4.57
1996	2	Krug, Ryan	36	68	8	24	.353	4	0	0	28	.412	12	5	1	1	1	13	10	1	.438	.849	6	5.23
2002	2	Krull, Ken	45	83	14	18	.217	4	0	2	28	.337	12			0		22	12	0	.316	.653	2	3.77
1991	2	Kruse, John	50	85	17	23	.271	0	0	0	23	.271	9	4	0	3	3	6	7	0	.326	.597	10	14.17
2014	2	Kubiuk, Daniel	40	121	26	37	.306	6	2	1	50	.413	24	0	1	3	4	19	16	1	.388	.802	16	6.37
2011	2	Kurcab, Jack	41	102	16	23	.225	2	0	0	25	.245	11	4	0	3	4	20	17	4	.358	.603	13	5.10
2023	2	Lacson, Nick	46	115	29	39	.339	10	0	2	55	.478	20	2	2	4	4	20	12	6	.422	.900	9	5.75
1986	2	Lageschulte, Kurt	42	99	21	27	.273	2	2	0	33	.333	11	2	0	7	10	25	8	0	.327	.660	7	3.96
1998	1	LaMotte, Zachary	10	5	1	3	.600	0	0	0	3	.600	0			0	0	1	1	2	.714	1.314		5.00
1981	2	Larsen, Paul	34	69	4	17	.246	3	0	1	23	.333	11	3	0	1		11	7	0	.316	.649	8	6.27
2001	2	Lawrence, Scott	67	205	60	69	.337	16	1	5	102	.498	49			0		30	30	4	.431	.929		6.83
2010	1	LeCompte, Ben	9	0	6	0	.000	0	0	0	0	.000	0	2	0	3	4	0	0	0	.000	.000	0	-
1997	1	Lee, Andrew	10	4	0	0	.000	0	0	0	0	.000	0	0	0	0	0	1	0	1	.200	.200	0	4.00
1998	1	Lee, Andy	11	4	1	3	.750	2	0	0	5	1.250	3			0	0	0	0	1	.800	2.050		-
2020	1	Lehmann, Colin	1	1	0	0	.000	0	0	0	0	.000	0	0	0	0	0	1	0	0	.000	.000	0	1.00

BHS Career: Alphabetical Listing of All Players' Batting Statistics

Grad Yr	Yrs	NAME	G	AB	R	H	AVG	2B	3B	HR	TB	SLG	RBI	SAC	SF	SB	ATT	SO	BB	HB	OBA	OPS	E	AB:SO
1999	2	Leng, Carl	41	65	11	17	.262	4	0	0	21	.323	7	1	0	2	0	11	5	1	.324	.647	11	5.91
2014	2	Lenz, Jack	26	64	3	16	.250	5	0	0	21	.328	11	2	1	0	1	11	6	1	.319	.648	3	5.82
1981	1	Lerum, Dean	20	35	4	12	.343	5	0	0	17	.486	4	0	0	0	6	4	0	.410	.896	6	5.83	
1986	2	Levin, Mark	58	176	74	71	.403	8	6	13	130	.739	61	1	2	15	19	15	32	4	.500	1.239	17	11.73
2013	2	Lidge, Dylan	58	138	39	41	.297	4	0	0	45	.326	13	8	0	0	0	18	22	3	.405	.731	23	7.67
2006	1	Lidge, Mike	8	0	0	0	.000	0	0	0	0	.000	0	0	0	0	0	0	0	0	.000	.000	1	-
2013	2	Lidge, Ryan	67	192	22	70	.365	14	0	10	114	.594	60	4	0	0	0	13	27	4	.453	1.047	9	14.77
2002	3	Lindberg, Chris	65	182	45	67	.368	10	0	0	77	.423	32			1		31	37	1	.477	.900	5	5.87
1996	1	Lindberg, Mike	6	4	1	1	.250	0	0	1	4	1.000	3	0	0	0	0	1	0	0	.250	1.250	1	4.00
1972	1	Lindskoog, Jeff	5	3	2	2	.667	0	0	0	2	.667	1	0	0	0	0	0	2	0	.800	1.467	2	-
2011	2	Locascio, Dan	3	0	0	0	.000	0	0	0	0	.000	0	0	0	0	0	0	0	0	.000	.000	1	-
2005	2	Logue, Sean	46	99	24	33	.333	6	0	0	39	.394	19	4	1	3		15	6	5	.396	.790	8	6.60
1980	1	Lolli, Fran	11	15	5	3	.200	0	0	0	3	.200	3	0	0	1		2	3	0	.333	.533	0	7.50
2014	2	Lombardi, Anthony	47	108	28	30	.278	8	1	0	40	.370	16	3	1	5	5	20	17	1	.378	.748	4	5.40
1978	2	Lombardo, John	27	79	18	20	.253	2	1	3	33	.418	24	3	0	1		16	14	0	.366	.783	4	4.94
2020	1	Loutos, Nick	6	5	1	0	.000	0	0	0	0	.000	0	0	0	0	0	3	1	0	.167	.167	0	1.67
2017	2	Loutos, Ryan	16	28	0	2	.071	0	0	0	2	.071	0	0	0	0	0	6	0	0	.071	.143	7	4.67
2010	2	Lundmark, Jackson	11	0	0	0	.000	0	0	0	0	.000	0	0	0	0	0	0	0	0	.000	.000	3	-
1974	2	Lutz, Brad	57	157	42	56	.357	13	3	8	99	.631	56	2	0	5		29	32	2	.471	1.102	2	5.41
1972	2	Lyman, Greg	46	102	32	33	.324	1	2	0	38	.373	18	4	0	14		17	33	1	.493	.865	25	6.00
2012	2	MacCartney, Connor	0	0	0	0	.000	0	0	0	0	.000	0	0	0	0	0	0	0	0	.000	.000	0	-
1998	2	Mack, Bob	16	12	4	6	.500	1	0	0	7	.583	1	0	0	0	0	2	1	0	.538	1.122	0	6.00
1969	2	Mackey, Bob	39	86	16	23	.267	2	0	0	25	.291	8	1	0	9		11	7	1	.330	.620	8	7.82
1976	1	Madding, Tom	5	4	0	0	.000	0	0	0	0	.000	0	0	0	0		4	1	0	.200	.200	0	1.00
2022	2	Maestranzi, Peter	21	28	3	12	.429	0	0	0	12	.429	9	0	2	0	0	7	3	1	.471	.899	2	4.00
1987	1	Marczyk, Rob	1	1	0	0	.000	0	0	0	0	.000	0	0	0	0	0	1	0	0	.000	.000	1	1.00
1991	1	Marginson, Mike	3	4	0	2	.500	2	0	0	4	1.000	2	0	0	0	0	1	0	0	.500	1.500	0	4.00
2018	2	Marion, Logan	16	26	2	2	.077	1	0	0	3	.115	2	0	0	1	1	6	3	0	.172	.288	1	4.33
2005	3	Maropis, Derek	78	232	51	81	.349	18	3	5	120	.517	46	5	5	5		23	15	9	.402	.920	5	10.09
2005	2	Marshall, Eric	80	259	60	105	.405	24	0	9	156	.602	73	0	7	1		18	26	5	.458	1.060	10	14.39
1973	2	Martens, Dean	8	5	1	0	.000	0	0	0	0	.000	0	0	0	0		3	3	0	.375	.375	2	1.67
1986	2	Martin, Todd	13	7	2	0	.000	0	0	0	0	.000	0	0	0	0	0	2	3	0	.300	.300	1	3.50
1969	1	Mata, Domingo	21	56	11	9	.161	2	0	0	11	.196	1	0	0	6		15	11	0	.299	.495	1	3.73
1971	2	Mata, Jonas	57	182	47	56	.308	2	1	0	60	.330	25	4	0	17		15	28	1	.403	.733	1	12.13
1984	1	Matthias, Tom	14	20	4	4	.200	0	0	0	4	.200	2	2	0	1	1	1	5	0	.360	.560	2	20.00
2011	2	Maude, Mike	1	0	0	0	.000	0	0	0	0	.000	0	0	0	0	0	0	0	0	.000	.000	0	-
2021	1	Maurer, Matt	6	6	3	3	.500	0	0	0	3	.500	1	0	0	1	1	2	3	1	.700	1.200	0	3.00

BHS Career: Alphabetical Listing of All Players' Batting Statistics

Grad Yr	Yrs	NAME	G	AB	R	H	AVG	2B	3B	HR	TB	SLG	RBI	SAC	SF	SB	ATT	SO	BB	HB	OBA	OPS	E	AB:SO
1995	2	Mayer, Tom	33	54	17	19	.352	3	0	1	25	.463	12	6	1	1	1	10	10	2	.463	.926	7	5.40
1993	2	Mayland, Chris	55	134	31	36	.269	6	0	0	42	.313	17	2	4	10	11	22	21	1	.363	.676	11	6.09
2005	2	McBee, Kevin	3	1	0	0	.000	0	0	0	0	.000	0	0	0	0		1	0	0	.000	.000	0	1.00
2000	2	McBrearty, Pat	30	72	14	24	.333	4	0	1	31	.431	8	0	0	1		18	10	1	.422	.852	0	4.00
2007	1	McDonnell, Danny	0	0	0	0	.000	0	0	0	0	.000	0					0	0	0	.000	.000		-
2010	2	McDonnell, Robby	32	44	5	12	.273	1	0	0	13	.295	5	2	0	0	0	15	6	0	.360	.655	4	2.93
2002	2	McDonnell, Scott	12	1	0	0	.000	0	0	0	0	.000	0			0		0	0	0	.000	.000	0	-
2006	2	McDonnell, Tommy	41	101	18	22	.218	4	0	2	32	.317	15	3	3	0		29	18	2	.339	.656	3	3.48
1985	2	McGregor, Tim	49	120	42	47	.392	6	1	1	58	.483	13	8	0	16	21	21	22	1	.490	.973	3	5.71
2004	2	McGuire, Mike	36	103	27	33	.320	4	0	1	40	.388	23	0	0	1		14	12	2	.402	.790	3	7.36
2006	2	McKillen, Patrick	65	228	49	74	.325	8	1	1	87	.382	32	4	0	4		21	21	0	.382	.763	6	10.86
1992	1	McLaughlin, Jim	7	1	3	0	.000	0	0	0	0	.000	0	0	0	0	0	0	1	0	.500	.500	0	-
1996	2	McNichols, Sean	47	59	7	10	.169	2	0	1	15	.254	6	2	1	0	1	15	4	0	.219	.473	5	3.93
1995	2	McQueen, Kevin	3	1	0	0	.000	0	0	0	0	.000	0	0	0	0	0	1	0	0	.000	.000	0	1.00
2018	2	Medina, Jackson	3	5	0	0	.000	0	0	0	0	.000	2	0	0	0	0	2	0	0	.000	.000	2	2.50
2016	1	Meek, Connor	7	5	1	0	.000	0	0	0	0	.000	0	0	0	0	0	3	2	0	.286	.286	0	1.67
1975	2	Meeks, Rusty	60	202	57	56	.277	9	2	4	81	.401	33	5	0	22		38	30	1	.373	.774	22	5.32
1978	2	Mencke, Bob	51	148	40	46	.311	7	1	2	61	.412	42	4	0	7		25	24	4	.420	.833	8	5.92
1974	1	Menendez, Rolf	3	3	0	0	.000	0	0	0	0	.000	0	0	0	0		2	0	0	.000	.000	0	1.50
1988	3	Mensik, Tony	98	298	99	120	.403	21	7	5	170	.570	69	4	0	38	45	41	35	0	.465	1.036	7	7.27
1998	2	Mercer, Matt	60	120	28	35	.292	3	4	3	55	.458	25	2	3	4	6	26	12	3	.362	.821	2	4.62
1998	3	Mergott, Jason	99	264	59	84	.318	14	3	2	110	.417	54	3	5	18	26	44	24	2	.373	.790	4	6.00
1989	2	Merritt, Steve	22	12	6	3	.250	0	0	0	3	.250	1	0	0	2	3	5	3	0	.400	.650	1	2.40
2013	2	Mesa, Romaus	5	7	2	0	.000	0	0	0	0	.000	0	0	0	0	0	6	3	0	.300	.300	1	1.17
2018	2	Meyer, Jake	23	65	11	21	.323	2	0	0	23	.354	11	1	0	2	5	17	3	1	.362	.716	4	3.82
1981	1	Michaelotti, Carl	1	0	1	0	.000	0	0	0	0	.000	0	0	0	0		0	0	0	.000	.000	0	-
2016	2	Michaels, Tristan	45	126	39	56	.444	15	2	3	84	.667	25	2	1	1	2	9	7	4	.486	1.152	8	14.00
1999	2	Mickey, David	47	120	31	43	.358	5	1	1	53	.442	27	0	2	2	4	12	11	0	.406	.848	3	10.00
2002	1	Mickey, Evan	11	15	1	3	.200	1	0	0	4	.267	3					3	3	0	.333	.600	4	5.00
1980	2	Millay, Tim	54	132	29	38	.288	4	4	3	59	.447	28	3	1	8		22	31	0	.421	.868	2	6.00
1980	1	Miller, Brian	4	5	2	3	.600	0	0	0	3	.600	0	0	0	0	0	2	3	0	.750	1.350	1	2.50
2015	1	Miller, Greg	1	0	0	0	.000	0	0	0	0	.000	0	0	0	0	0	0	0	0	.000	.000	0	-
1978	2	Miller, Kirk	11	21	6	2	.095	0	0	0	2	.095	4	1	0	0		9	4	1	.269	.364	0	2.33
1989	2	Minchk, Kevin	53	125	25	38	.304	8	0	3	55	.440	28	2	1	6	8	13	13	7	.397	.837	6	9.62
2008	2	Minner, Mark	33	76	19	21	.276	1	2	0	26	.342	10	2	1	5		19	12	1	.378	.720		4.00
1977	2	Mitchell, Clay	12	5	0	0	.000	0	0	0	0	.000	0	1	0	0		2	0	0	.000	.000	1	2.50
2018	2	Mitchell, David	54	135	30	49	.363	13	0	2	68	.504	36	0	3	8	11	26	22	7	.467	.971	11	5.19

BHS Career: Alphabetical Listing of All Players' Batting Statistics

Grad Yr	Yrs	NAME	G	AB	R	H	AVG	2B	3B	HR	TB	SLG	RBI	SAC	SF	SB	ATT	SO	BB	HB	OBA	OPS	E	AB:SO
2019	2	Miyake, Ethan	30	9	18	4	.444	0	0	0	4	.444	1	1	0	5	6	0	0	2	.545	.990	2	-
1977	2	Mogle, Tom	64	183	50	77	.421	13	4	6	116	.634	46	2	0	14		27	21	3	.488	1.122	10	6.78
1973	1	Moldermaker, Don	4	2	1	1	.500	0	0	0	1	.500	1	0	0	0		0	0	0	.500	1.000	0	-
1972	2	Moldermaker, Jim	46	95	21	22	.232	4	5	0	36	.379	8	3	0	6	8	14	16	1	.348	.727	1	6.79
1987	1	Molloy, Mike	1	0	0	0	.000	0	0	0	0	.000	0	0	0	0	0	0	0	0	.000	.000	0	-
2009	1	Monie, Stephen	1	1	0	1	1.000	0	0	0	1	1.000	1	0	0	0		0	0	0	1.000	2.000	0	-
1975	2	Moore, Harry	30	41	14	8	.195	2	0	0	10	.244	8	3	0	2		7	11	0	.365	.609	10	5.86
1997	2	Moreno, Dimas	70	213	49	76	.357	11	2	5	106	.498	65	1	4	7	9	16	16	2	.400	.898	24	13.31
1985	2	Morgan, Dave	19	3	2	1	.333	0	0	0	1	.333	1	0	0	0	0	0	1	0	.500	.833	1	-
1989	1	Morgan, Doug	4	0	0	0	.000	0	0	0	0	.000	0	0	0	0	0	0	0	0	.000	.000	0	-
1991	2	Mueller, Jon	26	28	6	6	.214	1	0	1	10	.357	5	0	0	0	0	12	1	1	.267	.624	1	2.33
1983	2	Muiznieks, Karlis	8	4	0	0	.000	0	0	0	0	.000	0	0	0	0		4	0	0	.000	.000	4	1.00
2005	2	Murray, Ryan	27	51	15	17	.333	5	1	1	27	.529	10	2	0	0		9	5	4	.433	.963	6	5.67
1991	2	Nakaguchi, Jeff	27	21	4	6	.286	0	0	0	6	.286	2	0	0	0	0	2	5	0	.423	.709	1	10.50
1973	2	Nash, Rick	35	80	22	23	.288	2	0	2	31	.388	14	0	0	7		10	23	2	.457	.845	15	8.00
2022	1	Naughten, Owen	2	1	1	1	1.000	0	0	0	1	1.000	0	0	0	0	0	0	0	0	1.000	2.000	0	-
2020	1	Nehf, Nicholas	8	20	1	9	.450	1	0	0	10	.500	2	0	0	0	0	4	2	0	.500	1.000	0	5.00
1998	2	Nelson, David	37	20	9	4	.200	1	0	0	5	.250	1	0	0	3	3	5	0	0	.200	.450	1	4.00
1965	1	Nelson, Len	1	60	0	15	.250	0	0	2	21	.350	0	0	0	6		0	0	0	.250	.600	0	-
2013	2	Nelson, Scott	66	207	31	78	.377	13	1	1	96	.464	36	7	0	3	5	29	12	3	.419	.883	1	7.14
1986	3	Noreen, Keith	62	182	76	80	.440	11	2	21	158	.868	66	3	2	11	12	17	33	2	.525	1.393	6	10.71
1979	2	Noreen, Ken	31	88	15	28	.318	6	0	2	40	.455	16	0	0	4		9	24	3	.478	.933	1	9.78
1978	2	Noreen, Kevin	14	2	0	0	.000	0	0	0	0	.000	0	0	0	0		1	0	0	.000	.000	7	2.00
1980	2	Noreen, Kris	35	98	20	22	.224	5	1	0	29	.296	18	1	2	4		14	9	0	.284	.580	5	7.00
1977	2	Norton, Tom	26	57	11	17	.298	2	0	0	19	.333	13	2	0	0		11	15	0	.444	.778	14	5.18
1999	2	Nottke, C J	57	120	28	34	.283	6	0	3	49	.408	27	2	2	3	2	17	13	2	.358	.766	2	7.06
1976	2	Nowicke, Roger	22	18	4	1	.056	0	0	0	1	.056	1	0	0	0		6	2	0	.150	.206	1	3.00
2020	1	Nowicki, R.J.	1	1	0	0	.000	0	0	0	0	.000	0	0	0	0	0	0	0	0	.000	.000	0	-
2006	1	O'Connell, Brendan	0	0	0	0	.000	0	0	0	0	.000	0	0	0	0		0	0	0	.000	.000	0	-
2004	2	O'Connell, Drew	36	15	6	4	.267	1	0	1	8	.533	4	0	0	4		6	5	0	.450	.983	6	2.50
2011	2	O'Connell, John	61	187	44	66	.353	6	1	4	86	.460	33	3	0	15	22	36	17	3	.415	.875	3	5.19
2004	2	O'Hara, Joe	68	207	52	72	.348	16	1	6	108	.522	61	2	1	19		39	38	4	.456	.978	6	5.31
2002	1	O'Malley, Eric	15	18	2	6	.333	0	0	0	6	.333	2				9	7	3	.571	.905	0	2.00	
2009	2	Oakley, Tim	40	124	18	31	.250	2	0	0	33	.266	13	5	0	2		23	25	1	.380	.646	5	5.39
2021	1	Oberholzer, Seth	2	1	1	1	1.000	0	0	0	1	1.000	0	0	0	0	0	0	0	0	1.000	2.000	0	-
2007	2	Odell, Lee	48	146	21	41	.281	12	0	1	56	.384	29	1	1	6		17	17	1	.358	.741	16	8.59
1997	2	Oliva, Matt	66	175	50	62	.354	16	2	4	94	.537	39	2	1	9	14	45	22	0	.424	.961	8	3.89

BHS Career: Alphabetical Listing of All Players' Batting Statistics

Grad Yr	Yrs	NAME	G	AB	R	H	AVG	2B	3B	HR	TB	SLG	RBI	SAC	SF	SB	ATT	SO	BB	HB	OBA	OPS	E	AB:SO
1996	2	Olson, Brian	35	60	11	16	.267	1	2	0	21	.350	15	0	2	2	2	14	3	3	.324	.674	0	4.29
1969	1	Olson, Dave	12	15	3	2	.133	0	0	0	2	.133	1	1	0	0		4	1	0	.188	.321	2	3.75
1982	1	Orgler, Joe	17	18	7	2	.111	0	0	0	2	.111	0	1	0	0		4	10	1	.448	.559	4	4.50
2004	2	Over, Matt	40	99	20	30	.303	7	0	3	46	.465	19	1	0	1		17	14	21	.485	.950	3	5.82
1998	2	Oviatt, Chip	30	53	14	19	.358	3	0	3	31	.585	16	0	6	1	1	9	8	0	.403	.988	0	5.89
1982	1	Oviatt, John	5	1	0	0	.000	0	0	0	0	.000	0	0	0	0		1	0	0	.000	.000	1	1.00
1981	2	Owen, Chip	60	176	42	58	.330	9	3	8	97	.551	47	5	3	12		18	31	0	.424	.975	6	9.78
1982	2	Owen, Chris	29	69	13	21	.304	4	0	3	34	.493	19	1	0	0		17	21	0	.467	.959	8	4.06
2018	1	Owsley, Mikey	42	95	16	24	.253	1	1	0	27	.284	28	1	1	4	8	16	24	5	.424	.708	1	5.94
2022	2	Pallan, Bruno	25	56	12	16	.286	2	0	1	21	.375	15	1	0	3	3	11	10	1	.403	.778	4	5.09
2002	1	Pantarella, Chris	0	0	0	0	.000	0	0	0	0	.000	0					0	0	0	.000	.000	0	-
2006	1	Parry, Billy	2	0	0	0	.000	0	0	0	0	.000	0	0	0	0		0	0	0	.000	.000	0	-
1980	1	Pate, Don	1	1	2	0	.000	0	0	0	0	.000	0	0	0	0		0	2	0	.667	.667	0	-
2001	2	Payton, Grant	26	4	0	1	.250	1	0	0	2	.500	1			0		1	1	0	.400	.900		4.00
1973	1	Pease, Scott	3	1	0	1	1.000	0	0	0	1	1.000	0	1	0	0		0	0	0	1.000	2.000	0	-
2020	1	Pecora, Johnny	13	13	3	2	.154	1	0	0	3	.231	2	0	0	0	0	3	2	0	.267	.497	0	4.33
1985	1	Pelletiere, Doug	4	1	1	1	1.000	0	0	0	1	1.000	0	0	0	0	0	0	0	0	1.000	2.000	0	-
1985	2	Pena, Carlos	13	19	3	10	.526	4	0	1	17	.895	5	0	0	0	0	0	2	0	.571	1.466	0	-
2019	1	Peters, Andrew	1	0	0	0	.000	0	0	0	0	.000	0	0	0	0	0	0	0	0	.000	.000	0	-
2021	1	Petersen, Rayth	36	107	41	37	.346	8	0	0	45	.421	22	1	2	9	10	15	24	5	.478	.899	10	7.13
1972	2	Perry, Steve	23	40	6	10	.250	2	0	1	15	.375	7	4	0	0		11	5	0	.333	.708	7	3.64
2015	3	Petersen, Jake	101	316	48	112	.354	25	3	3	152	.481	53	3	4	3	3	42	31	14	.430	.911	11	7.52
1991	1	Peterson, Chris	4	3	1	1	.333	0	0	0	1	.333	0	0	0	0	0	1	1	0	.500	.833	0	3.00
1993	1	Peterson, Matt	30	72	12	22	.306	2	0	1	27	.375	8	0	0	0	1	12	10	2	.405	.780	4	6.00
1978	2	Peterson, Steve	32	80	18	24	.300	1	0	3	34	.425	26	5	0	4		7	17	0	.423	.848	3	11.43
1980	2	Pfeiffer, Dan	39	113	27	33	.292	3	2	1	43	.381	23	1	0	8		12	15	0	.375	.756	10	9.42
2015	3	Pfeiffer, Mitch	105	349	113	129	.370	19	4	3	165	.473	45	12	1	67	74	61	50	6	.456	.928	7	5.72
1996	1	Phillips, Ryan	4	2	1	0	.000	0	0	0	0	.000	0	0	0	0	0	1	0	0	.000	.000	0	2.00
1989	1	Phillips, Vince	2	2	0	0	.000	0	0	0	0	.000	0	0	0	0	0	0	0	0	.000	.000	0	-
2002	2	Pierce, Jason	60	174	35	43	.247	3	0	0	46	.264	22			0		63	30	0	.358	.622	20	2.76
2023	1	Pierga, Maksymilian	1	0	0	0	.000	0	0	0	0	.000	0	0	0	0	0	0	0	0	.000	.000	0	-
1992	1	Piersanti, Frank	7	7	2	0	.000	0	0	0	0	.000	0	0	0	0	0	3	2	0	.222	.222	2	2.33
2012	1	Pietrzak, Matt	0	0	0	0	.000	0	0	0	0	.000	0	0	0	0	0	0	0	0	.000	.000	0	-
1975	1	Pinckley, Steve	1	1	0	0	.000	0	0	0	0	.000	0	0	0	0		1	0	0	.000	.000	0	1.00
1988	2	Plaskas, Brett	70	237	74	83	.350	9	2	0	96	.405	43	3	1	52	57	26	22	1	.406	.811	24	9.12
2020	1	Podlesnik, Johnny	20	39	7	12	.308	1	0	1	16	.410	6	0	0	5	5	9	5	2	.413	.823	0	4.33
2024	1	Podlesnik, Patrick	2	5	0	1	.200	0	0	0	1	.200	2	0	0	0	0	1	0	0	.200	.400		5.00

BHS Career: Alphabetical Listing of All Players' Batting Statistics

Grad Yr	Yrs	NAME	G	AB	R	H	AVG	2B	3B	HR	TB	SLG	RBI	SAC	SF	SB	ATT	SO	BB	HB	OBA	OPS	E	AB:SO
1967	2	Pohlman, Bud	7	69	2	18	.261	8	0	0	26	.377	0	0	0	0		3	2	0	.282	.659	0	23.00
2000	4	Pohlman, Dan	126	344	132	150	.436	29	4	35	292	.849	151	0	3	2	3	42	67	7	.532	1.381	7	8.19
1970	2	Pohlman, Steve	36	56	8	16	.286	3	0	0	19	.339	13	4	0	1		11	9	0	.385	.724	1	5.09
2013	3	Poidomani, Macray	93	298	60	92	.309	15	0	4	119	.399	45	5	1	6	8	32	31	10	.391	.791	9	9.31
1992	3	Pollack, Brian	75	235	63	78	.332	16	4	3	111	.472	35	7	4	29	37	90	27	3	.401	.874	11	2.61
1999	1	Pollack, Chris	7	12	0	4	.333	0	0	0	4	.333	1	0	0	0		4	1	0	.385	.718	0	3.00
1990	1	Pollack, Wally	25	62	10	21	.339	3	0	0	24	.387	8	1	0	0	0	5	5	2	.406	.793	0	12.40
1997	1	Porsche, Mark	7	3	4	1	.333	0	0	0	1	.333	0	0	0	1	1	0	1	0	.500	.833	0	-
1983	2	Porter, Stu	29	81	15	19	.235	3	1	1	27	.333	18	7	0	1		14	5	0	.279	.612	4	5.79
1972	1	Possehl, Bill	2	3	0	1	.333	0	0	0	1	.333	1	0	0	0		1	0	0	.333	.667	0	3.00
1992	2	Post, Mark	63	181	30	51	.282	11	2	3	75	.414	41	4	1	4	7	34	14	6	.351	.766	30	5.32
2014	2	Powell, Brad	1	0	1	0	.000	0	0	0	0	.000	0	0	0	0	0	0	0	0	.000	.000	0	-
1988	1	Pratz, Wade	1	0	0	0	.000	0	0	0	0	.000	0	0	0	0	0	0	0	0	.000	.000	0	-
1978	2	Proska, Bill	51	129	26	41	.318	3	2	0	48	.372	23	3	0	4		15	21	2	.000	.372	18	8.60
1975	2	Proska, Mike	59	149	38	49	.329	7	2	0	60	.403	23	1	0	18		28	21	0	.412	.814	18	5.32
2014	2	Quade, Nathan	13	3	7	0	.000	0	0	0	0	.000	0	0	0	0	0	2	0	0	.000	.000	0	1.50
1993	1	Quinn, Brian	1	3	1	0	.000	0	0	0	0	.000	0	0	0	0	0	0	0	0	.000	.000	0	-
1992	2	Radosh, Ryan	41	102	15	41	.402	14	0	0	55	.539	15	2	2	2	2	12	8	0	.438	.977	9	8.50
2016	1	Raider, Chris	22	1	10	0	.000	0	0	0	0	.000	0	0	0	0	0	1	0	0	.000	.000	0	1.00
1999	1	Ramirez, Felix	4	3	1	1	.333	0	0	0	1	.333	1	0	0	0		2	2	0	.600	.933	1	1.50
2001	2	Ramirez, Rogelio	11	3	0	0	.000	0	0	0	0	.000	0			0		0	0	0	.000	.000		-
2022	2	Rasmussen, Mason	56	162	7	53	.327	6	0	3	68	.420	28	2	2	1	1	35	17	7	.410	.829	4	4.63
1994	2	Rasmussen, Steve	49	72	14	17	.236	5	0	0	22	.306	9	0	2	0	1	10	12	0	.337	.643	5	7.20
2010	2	Rathman, Paul	11	24	2	6	.250	1	0	0	7	.292	5	0	0	0	0	8	4	1	.379	.671	3	3.00
1987	2	Raymond, Doug	48	96	20	35	.365	6	1	4	55	.573	23	1	1	1	1	18	7	2	.415	.988	4	5.33
1989	2	Raymond, Joe	18	20	8	6	.300	0	0	0	6	.300	5	0	0	2	2	5	0	0	.300	.600	3	4.00
2019	2	Raynor, Max	46	102	30	35	.343	5	0	3	49	.480	22	2	2	7	8	24	8	4	.405	.886	3	4.25
2004	2	Redpath, Chris	21	54	4	8	.148	2	0	0	10	.185	7	1	0	0		11	3	0	.193	.378	4	4.91
2012	3	Redpath, Max	78	223	30	65	.291	11	0	1	79	.354	23	0	2	0	0	34	9	8	.339	.693	19	6.56
1971	2	Reed, Glenn	27	69	21	24	.348	1	1	1	30	.435	19	1	0	0		11	18	4	.505	.940	1	6.27
1996	3	Rengel, Nick	69	160	38	62	.388	15	1	3	88	.550	33	2	0	0	0	24	20	2	.462	1.012	20	6.67
1969	1	Rice, Bob	7	10	0	0	.000	0	0	0	0	.000	0	1	0	0		1	1	0	.091	.091	0	10.00
1974	2	Rife, Tim	61	209	73	67	.321	15	5	1	95	.455	22	3	0	42		47	27	4	.408	.863	26	4.45
1999	2	Rische Christian	4	1	0	0	.000	0	0	0	0	.000	0	0	0	0	0	0	0	0	.000	.000	0	-
2006	1	Rische, Clay	7	0	0	0	.000	0	0	0	0	.000	0	1	0	0		0	0	0	.000	.000	1	-
1988	2	Ritchie, Branden	10	2	0	0	.000	0	0	0	0	.000	0	0	0	0	0	0	0	0	.000	.000	2	-
2000	1	Ritter, Aaron	31	91	15	25	.275	5	0	1	33	.363	15					18	7	1	.333	.696		5.06

BHS Career: Alphabetical Listing of All Players' Batting Statistics

Grad Yr	Yrs	NAME	G	AB	R	H	AVG	2B	3B	HR	TB	SLG	RBI	SAC	SF	SB	ATT	SO	BB	HB	OBA	OPS	E	AB:SO
1987	1	Ritter, Drew	12	14	2	3	.214	1	0	0	4	.286	2	0	2	0	0	6	1	1	.278	.563	1	2.33
1989	2	Rives, Steve	61	124	38	28	.226	3	1	2	39	.315	16	3	1	32	40	25	24	4	.366	.681	7	4.96
1990	1	Robbins, Tim	1	0	1	0	.000	0	0	0	0	.000	0	0	0	0	0	0	0	0	.000	.000	0	-
1969	1	Robertson, Clyde	11	17	6	2	.118	0	0	0	2	.118	2	1	0	1		7	2	1	.250	.368	3	2.43
1966	1	Robey, Rich	1	1	1	1	1.000	0	0	0	1	1.000	0	0	0	0		0	0	0	1.000	2.000	0	-
2015	1	Rochwich, Austin	13	23	4	7	.304	1	0	0	8	.348	6	0	0	2	2	3	1	3	.407	.755	0	7.67
2003	2	Rodgers, Kyle	10	7	2	1	.143	0	0	0	1	.143	0	0	0	0		3	1	0	.250	.393	0	2.33
1988	2	Rodsky, Steve	45	47	9	13	.277	1	1	0	16	.340	11	3	0	3	4	6	6	1	.370	.711	3	7.83
1971	2	Roesslein, Mike	56	171	52	74	.433	11	7	3	108	.632	66	9	0	18		12	18	3	.495	1.126	13	14.25
2010	2	Rogers, Chris	11	2	0	0	.000	0	0	0	0	.000	0	0	0	0	0	2	0	0	.000	.000	1	1.00
2012	2	Rogers, Jon	4	0	0	0	.000	0	0	0	0	.000	0	0	0	0	0	0	0	0	.000	.000	3	-
1985	2	Rohn, Eric	21	31	5	8	.258	2	0	0	10	.323	5	0	0	1	1	9	6	1	.395	.717	4	3.44
2003	1	Romozzi, Gino	1	1	1	1	1.000	0	0	0	1	1.000	0	0	0	0		0	0	0	1.000	2.000	0	-
2017	1	Rosales, Juan	1	1	0	0	.000	0	0	0	0	.000	0	0	0	0	0	1	0	0	.000	.000	0	1.00
1991	2	Ross, Todd	57	109	38	28	.257	9	0	0	37	.339	17	4	1	8	9	22	25	2	.401	.741	3	4.95
2017	2	Rose, Alex	20	15	5	2	.133	0	0	0	2	.133	1	1	0	3	3	8	1	0	.188	.310	1	1.88
2007	2	Rudnicki, Chris	43	101	16	23	.228	1	1	0	26	.257	10	0	1	0		19	9	2	.301	.558	0	5.32
1982	1	Ruer, Bob	10	7	3	1	.143	0	0	0	1	.143	0	0	0	0		3	1	1	.333	.476	8	2.33
2023	1	Ruff, Owen	1	0	1	0	.000	0	0	0	0	.000	0	0	0	0	0	0	0	0	.000	.000	0	-
1971	2	Rusch, Scott	44	115	35	33	.287	3	1	1	41	.357	16	3	0	1		16	14	0	.364	.721	3	7.19
1994	2	Russtiesi, Sal	19	26	5	7	.269	1	0	0	8	.308	5	0	0	0	0	2	3	2	.387	.695	1	13.00
1977	2	Ryckman, Kurt	16	5	1	1	.200	0	0	0	1	.200	0	0	0	0		0	0	0	.200	.400	5	-
2004	3	Salzenstein, Collin	76	268	73	103	.384	13	3	0	122	.455	41	2	3	27		7	25	0	.432	.888	25	38.29
1990	2	Sander, Matt	42	45	6	11	.244	4	0	0	15	.333	7	0	0	0	1	6	4	1	.320	.653	12	7.50
2005	1	Sandoval, Javier	7	7	2	1	.143	0	0	0	1	.143	2	0	0	0		2	1	0	.250	.393	1	3.50
1999	2	Sansone, Jeff	55	103	28	31	.301	8	1	1	44	.427	15	2	0	3	0	19	10	2	.374	.801	11	5.42
2003	2	Santiago, Josh	19	36	5	10	.278	4	0	1	17	.472	8	0	0	0		8	4	1	.366	.838	5	4.50
1969	1	Sass, Chuck	21	48	4	11	.229	3	1	0	16	.333	8	2	0	0		10	7	1	.339	.673	6	4.80
1990	2	Savacool, Scott	34	71	9	23	.324	7	0	0	30	.423	13	2	0	0	1	17	7	1	.392	.815	4	4.18
1990	2	Saveley, Chad	37	119	26	44	.370	12	1	4	70	.588	39	1	3	5	6	7	4	0	.381	.969	7	17.00
1995	3	Saveley, Ken	87	281	85	102	.363	16	4	4	138	.491	57	2	3	30	32	12	26	5	.422	.913	20	23.42
1998	3	Sayre, Jess	80	225	68	96	.427	19	1	5	132	.587	72	0	3	7	10	12	44	1	.516	1.103	10	18.75
2011	3	Scheffler, Jack	89	254	52	76	.299	18	0	11	127	.500	50	2	4	3	1	57	37	12	.407	.907	23	4.46
2007	3	Schell, Teddy	86	252	51	72	.286	13	1	6	105	.417	58	0	3	2		40	21	2	.342	.758	10	6.30
2005	1	Schild, Colin	1	1	0	0	.000	0	0	0	0	.000	0	0	0	0		1	0	0	.000	.000	0	1.00
1993	4	Schmalz, Darin	96	273	72	105	.385	22	3	3	142	.520	53	4	5	18	28	23	43	1	.463	.983	19	11.87
1990	1	Schmidt, Eric	1	1	0	0	.000	0	0	0	0	.000	0	0	0	0	0	0	0	0	.000	.000	0	-

BHS Career: Alphabetical Listing of All Players' Batting Statistics

Grad Yr	Yrs	NAME	G	AB	R	H	AVG	2B	3B	HR	TB	SLG	RBI	SAC	SF	SB	ATT	SO	BB	HB	OBA	OPS	E	AB:SO
2022	2	Schnaubelt, Kurt	38	20	22	7	.350	1	0	0	8	.400	5	0	0	4	5	6	1	1	.409	.809	3	3.33
2002	1	Schneider, John	29	69	21	17	.246	1	0	2	24	.348	12					13	12	0	.358	.706	5	5.31
2023	1	Schneider, Kade	18	36	3	10	.278	1	0	0	11	.306	7	0	0	2	2	12	2	0	.316	.621	3	3.00
2003	2	Schneider, Mike	36	85	26	25	.294	5	0	0	31	.365	17	4	1	2		16	9	5	.390	.755	2	5.31
1989	2	Schubbe, Chris	27	1	0	0	.000	0	0	0	0	.000	0	0	0	0	0	1	1	0	.500	.500	3	1.00
1981	2	Schuerg, Chris	42	124	26	44	.355	4	3	3	63	.508	31	1	0	2		20	11	1	.412	.920	10	6.20
1984	1	Schultz, Rob	1	1	0	0	.000	0	0	0	0	.000	0	0	0	0	0	0	0	0	.000	.000	0	-
2002	2	Schultz, Steve	5	1	0	0	.000	0	0	0	0	.000	0			0		0	0	0	.000	.000	2	-
1994	1	Schumaker, Hunter	1	0	0	0	.000	0	0	0	0	.000	0	0	0	0	0	0	1	0	1.000	1.000	1	-
1990	3	Schumaker, Jason	82	232	83	84	.362	14	3	21	167	.720	81	0	2	28	28	42	46	7	.477	1.197	18	5.52
1994	3	Schumaker, Ryan	72	192	46	59	.307	16	0	10	105	.547	43	1	3	5	8	44	33	2	.409	.956	15	4.36
1976	2	Schwartzberg, Jim	38	117	32	37	.316	6	2	0	47	.402	21	5	0	5		5	8	13	.420	.822	0	23.40
1972	2	Schwartzberg, Mike	31	74	23	25	.338	1	2	0	30	.405	10	1	0	12		23	11	2	.437	.842	4	3.22
2014	2	Sciaccotta, Joey	66	122	28	33	.270	2	0	0	35	.287	23	14	0	1	3	16	20	6	.399	.686	4	7.63
2019	2	Seagrist, John	51	136	14	40	.294	10	0	5	65	.478	50	1	3	1	2	29	14	10	.393	.871	3	4.69
1978	2	Seaton, Joe	17	1	0	0	.000	0	0	0	0	.000	0	0	0	0		1	0	0	.000	.000	7	1.00
2018	1	Seibert, Devin	17	10	9	0	.000	0	0	0	0	.000	3	0	0	2	2	5	1	2	.231	.231	0	2.00
1974	1	Semcken, Harry	5	5	1	1	.200	0	0	0	1	.200	2	0	0	0		3	0	0	.200	.400	0	1.67
2019	1	Sesin, Tommy	2	2	1	0	.000	0	0	0	0	.000	0	0	0	2	2	0	0	0	.000	.000	0	-
2015	1	Shabez, Art	1	0	0	0	.000	0	0	0	0	.000	0	0	0	0	0	0	0	0	.000	.000	0	-
1969	1	Shade, Gary	6	3	1	0	.000	0	0	0	0	.000	0	0	0	0		2	1	0	.250	.250	1	1.50
2001	1	Shaeffer, Bill	6	4	1	1	.250	1	0	0	2	.500	3			0		2	1	0	.400	.900		2.00
2002	3	Shanders, Mike	19	2	0	1	.500	0	0	0	1	.500	0			0		0	0	0	.500	1.000	5	-
2012	2	Shattuck, John	9	14	0	3	.214	0	0	0	3	.214	1	0	0	0	0	3	0	1	.267	.481	2	4.67
1974	1	Shaw, Neil	6	3	1	1	.333	1	0	0	2	.667	1	0	0	0		1	1	0	.500	1.167	0	3.00
2000	2	Sheehan, Nick	1	0	0	0	.000	0	0	0	0	.000	0	0	0	0		0	0	0	.000	.000	0	-
2008	1	Sheetz, Joe	8	0	4	0	.000	0	0	0	0	.000	0	0	0	0		0	0	1	1.000	1.000		-
1976	2	Shellenback, Carl	65	194	58	52	.268	4	3	3	71	.366	35	10	0	34		42	36	5	.396	.762	13	4.62
1978	3	Shellenback, Eric	66	175	65	67	.383	9	6	10	118	.674	47	7	0	17		31	31	3	.483	1.158	11	5.65
1975	3	Shellenback, Frank	73	211	81	85	.403	20	6	8	141	.668	76	5	0	36		35	51	6	.530	1.198	5	6.03
2007	1	Shelton, Derek	10	31	24	7	.226	0	0	0	7	.226	2					7	5	1	.351	.577		4.43
2003	1	Shelton, Josh	3	2	1	0	.000	0	0	0	0	.000	0	0	0	0		1	1	0	.333	.333	0	2.00
1999	1	Shelton, Tim	0	0	0	0	.000	0	0	0	0	.000	0	0	0	0		0	0	0	.000	.000	0	-
1997	2	Shemmer, Matt	56	96	18	29	.302	4	0	0	33	.344	17	2	1	5	6	9	9	2	.370	.714	11	10.67
2005	2	Sherlock, Will	9	2	1	1	.500	0	0	0	1	.500	1	0	0	0		1	0	0	.500	1.000	0	2.00
1983	2	Short, Joe	9	23	3	7	.304	1	0	0	8	.348	4	0	0	0		5	3	0	.385	.732	3	4.60
1983	2	Shotkoski, Dave	27	3	0	1	.333	0	0	0	1	.333	1	0	0	0		1	0	0	.333	.667	2	3.00

BHS Career: Alphabetical Listing of All Players' Batting Statistics

Grad Yr	Yrs	NAME	G	AB	R	H	AVG	2B	3B	HR	TB	SLG	RBI	SAC	SF	SB	ATT	SO	BB	HB	OBA	OPS	E	AB:SO
1975	2	Simond, Rob	17	37	6	18	.486	3	0	0	21	.568	10	0	0	1		5	2	0	.513	1.080	6	7.40
2014	2	Sincox, Reed	15	16	0	1	.063	0	0	0	1	.063	0	0	0	0	0	5	1	1	.167	.229	0	3.20
1994	2	Sislow, Mike	42	33	18	8	.242	0	1	0	10	.303	3	1	0	1	2	6	5	1	.359	.662	2	5.50
1983	2	Skaggs, Tim	36	102	29	42	.412	10	2	3	65	.637	13	6	0	10		17	10	0	.464	1.102	1	6.00
1980	2	Skoczylas, Jeff	50	141	45	39	.277	3	4	1	53	.376	12	6	0	10		17	27	1	.396	.772	13	8.29
1978	1	Skogh, Bill	4	11	1	2	.182	0	1	0	4	.364	3	0	0	0		3	13	0	.625	.989	4	3.67
1981	2	Skogh, Pete	31	67	11	12	.179	1	0	0	13	.194	4	3	0	4		9	11	1	.304	.498	12	7.44
1977	2	Skorupa, Elliott	15	2	1	1	.500	1	0	0	2	1.000	0	0	0	0		1	1	0	.667	1.667	4	2.00
1982	1	Skorupa, Paul	24	63	7	17	.270	2	0	1	22	.349	16	2	0	2		10	9	1	.370	.719	9	6.30
1989	2	Slagle, Eric	37	52	9	15	.288	0	0	3	24	.462	12	1	1	0	1	18	14	0	.433	.894	3	2.89
1989	1	Sloan, Joe	25	44	9	14	.318	2	1	0	18	.409	10	1	0	0	0	6	2	0	.348	.757	1	7.33
1986	1	Sloate, Tim	19	23	9	10	.435	1	0	1	14	.609	4	0	0	0	0	3	1	0	.458	1.067	0	7.67
1980	1	Slocum, Craig	3	5	0	0	.000	0	0	0	0	.000	1	0	0	0		0	2	0	.286	.286	1	-
1990	1	Slusser, Shaun	25	43	8	13	.302	3	0	1	19	.442	8	3	0	0	1	9	5	2	.400	.842	1	4.78
1996	2	Smith, David	46	49	8	8	.163	1	0	0	9	.184	5	2	1	1	1	16	4	3	.263	.447	9	3.06
1984	2	Smith, Doug	39	87	11	19	.218	4	1	0	25	.287	13	3	0	1	1	12	8	0	.284	.572	18	7.25
1996	1	Smith, Jeff	7	4	2	1	.250	0	0	0	1	.250	1	0	0	0	0	1	0	0	.250	.500	0	4.00
2020	1	Smith, Nolan	16	29	9	6	.207	0	0	0	6	.207	6	1	0	2	2	7	5	1	.343	.550	10	4.14
1966	2	Smith, Rob	22	139	15	42	.302	4	2	1	21	.151	18	0	0	2		8	9	0	.345	.496	6	17.38
1994	2	Smith, Todd	67	188	54	66	.351	5	1	0	73	.388	26	4	2	14	16	34	30	0	.436	.825	4	5.53
2004	1	Snelgrove, Elliott	0	0	0	0	.000	0	0	0	0	.000	0	0	0	0		0	0	0	.000	.000	0	-
1988	3	Sobocienski, Adam	84	233	85	93	.399	22	2	12	155	.665	71	3	3	8	12	22	48	4	.503	1.169	9	10.59
1993	1	Sokolowski, Matt	4	6	1	2	.333	0	0	0	2	.333	2	0	0	0	0	1	0	0	.333	.667	0	6.00
1988	2	Sokulski, Doug	60	122	39	38	.311	5	0	2	49	.402	32	3	1	20	24	15	18	0	.397	.799	16	8.13
2014	1	Solinski, Christian	5	5	0	1	.200	0	0	0	1	.200	1	0				0	0	0	.200	.400		-
1992	2	Soske, Ed	34	67	13	20	.299	1	1	0	23	.343	12	1	1	1	1	13	8	8	.429	.772	4	5.15
2023	1	Soske, Payton	28	60	13	21	.350	5	1	2	34	.567	14	0	1	8	11	15	4	2	.403	.970	4	4.00
2003	2	Sowa, Mike	48	83	10	23	.277	2	0	0	25	.301	5	0	0	0		18	12	1	.375	.676	6	4.61
1986	2	Sparesus, Brad	33	53	13	15	.283	4	1	0	21	.396	6	2	0	2	4	16	7	1	.377	.773	4	3.31
2011	1	Stallone, Patrick	3	8	0	1	.125	0	0	0	1	.125	1	0	0	0	0	0	0	0	.125	.250	4	-
1980	1	Stayart, Todd	4	2	2	0	.000	0	0	0	0	.000	0	0	0	0		0	3	0	.600	.600	0	-
2016	2	Starvel, Colin	59	137	16	51	.372	9	1	1	65	.474	20	2	0	3	5	8	5	0	.394	.869	4	17.13
1994	2	Steinhoffer, Shane	14	14	6	6	.429	1	0	0	7	.500	5	0	0	1	1	0	5	0	.579	1.079	0	-
1979	2	Stephenson, Scott	19	34	4	9	.265	0	0	0	9	.265	9	2	0	0		8	2	0	.306	.570	0	4.25
1977	2	Stewart, Jay	14	31	7	10	.323	1	0	0	11	.355	5	1	0	0		3	6	0	.432	.787	5	10.33
2015	2	Stopka, Andrew	26	12	22	2	.167	0	0	0	2	.167	1	2	0	4	4	0	2	0	.286	.452	3	-
2007	2	Stopka, Steve	30	76	20	18	.237	3	0	0	21	.276	4	0	0	0		17	14	0	.356	.632	0	4.47

BHS Career: Alphabetical Listing of All Players' Batting Statistics

Grad Yr	Yrs	NAME	G	AB	R	H	AVG	2B	3B	HR	TB	SLG	RBI	SAC	SF	SB	ATT	SO	BB	HB	OBA	OPS	E	AB:SO
1996	2	Strother, Scott	36	54	4	17	.315	3	0	0	20	.370	11	0	0	0	0	12	3	0	.351	.721	6	4.50
2012	2	Stumpf, Jack	2	1	1	0	.000	0	0	0	0	.000	0	0	0	0	0	1	0	0	.000	.000	0	1.00
2009	2	Sullivan, Bryant	12	23	7	10	.435	0	0	0	10	.435	7	1	1	0		6	1	0	.440	.875	0	3.83
1991	2	Swaggerty, Chad	12	21	6	6	.286	0	0	0	6	.286	5	0	0	1	1	4	1	0	.318	.604	2	5.25
2016	2	Swanson, Blake	46	121	19	39	.322	8	0	3	56	.463	34	2	3	6	6	12	10	6	.393	.856	13	10.08
2022	2	Swarbrick, J.D.	57	170	47	63	.371	12	0	2	81	.476	38	3	1	7	12	30	22	7	.460	.936	19	5.67
1984	2	Swenson, Scott	41	101	11	34	.337	5	2	0	43	.426	19	9	0	1	1	16	8	1	.391	.817	8	6.31
1978	2	Talashak, Tom	43	107	31	38	.355	5	1	0	45	.421	15	1	0	10		13	23	5	.489	.909	2	8.23
1998	2	Tapley, Mark	31	75	17	21	.280	6	0	0	27	.360	17	0	1	1	5	9	5	1	.329	.689	0	8.33
1978	2	Tasch, Chuck	31	97	25	37	.381	3	1	0	42	.433	6	5	0	4		8	11	2	.455	.888	10	12.13
1973	1	Tasch, Ray	8	2	1	1	.500	0	0	0	1	.500	0	0	0	0		0	0	0	.500	1.000	0	-
2022	2	Tepas, Gavin	21	21	11	11	.524	1	1	0	14	.667	7	0	0	2	2	3	1	1	.565	1.232	1	7.00
1999	2	Therault, Scott	58	141	46	49	.348	6	0	0	55	.390	22	5	1	5	0	22	31	4	.475	.865	6	6.41
1992	2	Thomas, Spencer	22	50	10	14	.280	0	0	0	14	.280	4	0	1	5	6	4	17	1	.464	.744	6	12.50
1989	3	Thompson, Chris	68	135	32	38	.281	5	1	1	49	.363	20	5	0	1	1	18	14	6	.374	.737	15	7.50
2022	2	Thompson, Harley	29	45	11	12	.267	4	1	0	18	.400	5	0	0	1	1	12	13	2	.450	.850	0	3.75
1980	3	Tichy, Paul	44	103	19	32	.311	5	0	4	49	.476	16	5	0	0		16	9	1	.372	.847	7	6.44
1983	1	Tiempe, Craig	1	3	1	1	.333	0	0	0	1	.333	1	1	0	0		1	0	0	.333	.667	0	3.00
1984	2	Tilles, Steve	59	193	48	65	.337	12	4	2	91	.472	41	5	0	17	15	18	10	3	.379	.850	11	10.72
1985	1	Tilly, Greg	2	1	1	0	.000	0	0	0	0	.000	0	0	0	0	0	0	1	0	.500	.500	0	-
1982	2	Timlin, Dan	21	66	14	26	.394	6	1	1	37	.561	18	3	0	3		16	3	2	.437	.997	1	4.13
1992	2	Tinkham, Brad	11	0	0	0	.000	0	0	0	0	.000	0	0	0	0	0	1	0	0	.000	.000	2	-
1998	2	Tinkham, Brady	58	64	11	20	.313	5	0	1	28	.438	15	0	2	0	1	21	4	1	.352	.790	4	3.05
1972	2	Tolledo, Ernie	36	79	11	20	.253	2	0	0	22	.278	9	5	0	0		9	14	0	.366	.644	4	8.78
1997	2	Tommaso, Tim	60	133	36	53	.398	10	0	2	69	.519	25	1	1	14	17	18	11	2	.449	.968	3	7.39
1984	2	Trautwein, Dave	34	47	4	10	.213	5	0	0	15	.319	6	1	2	0	0	6	4	0	.264	.583	8	7.83
1980	2	Trautwein, John	32	82	13	25	.305	1	1	1	31	.378	19	1	1	1		19	5	1	.348	.726	2	4.32
2012	1	Trautwein, Wyatt	1	0	0	0	.000	0	0	0	0	.000	0	0	0	0	0	0	0	0	.000	.000	1	-
1979	2	Traylor, Hunter	5	1	1	1	1.000	0	0	0	1	1.000	0	0	0	0		0	0	0	1.000	2.000	3	-
1967	1	Trebing, Chuck	1	64	0	20	.313	0	0	0	20	.313	0	0	0	0		0	0	0	.313	.625	0	-
1981	2	Trenning, Jeff	23	13	1	1	.077	1	0	0	2	.154	0	0	0	0	0	3	0	0	.077	.231	9	4.33
1985	2	Tronolone, Carmine	52	152	39	53	.349	8	3	6	85	.559	40	1	1	15	17	21	16	0	.408	.967	6	7.24
2015	1	Trojan, Kyle	1	1	0	0	.000	0	0	0	0	.000	0	0	0	0	0	0	0	0	.000	.000	0	-
2017	2	Trojan, Tyler	44	103	37	36	.350	3	1	0	41	.398	16	2	0	9	9	13	8	3	.412	.803	4	7.92
2009	1	Troy, Paul	2	3	0	0	.000	0	0	0	0	.000	0	0	0	0		2	0	0	.000	.000	2	1.50
1991	1	Tulko, Bill	3	0	0	0	.000	0	0	0	0	.000	0	0	0	0	0	0	0	0	.000	.000	1	-
2010	2	Tureck, Tyler	12	0	0	0	.000	0	0	0	0	.000	0	0	0	0	0	0	1	0	1.000	1.000	1	-

BHS Career: Alphabetical Listing of All Players' Batting Statistics

Grad Yr	Yrs	NAME	G	AB	R	H	AVG	2B	3B	HR	TB	SLG	RBI	SAC	SF	SB	ATT	SO	BB	HB	OBA	OPS	E	AB:SO
2005	1	Twite, Brandon	2	1	0	0	.000	0	0	0	0	.000	0	0	0	0		1	1	0	.500	.500	0	1.00
2009	2	Unak, Tom	37	65	12	18	.277	1	0	1	22	.338	16	0	1	0		21	9	4	.392	.731	5	3.10
1993	1	Vanni, Rob	3	2	1	0	.000	0	0	0	0	.000	0	0	0	0	0	1	1	0	.333	.333	0	2.00
1976	2	VanRoyan, Scott	12	7	6	1	.143	0	0	0	1	.143	0	0	0	1		16	0	0	.143	.286	0	0.44
2021	1	Vojack, Matt	1	1	0	0	.000	0	0	0	0	.000	0	0	0	0	0	1	0	1	.500	.500	4	1.00
2003	1	Wagner, Greg	7	0	0	0	.000	0	0	0	0	.000	0	0	0	0		0	0	0	.000	.000	0	-
1991	2	Wagner, Mike	14	14	4	3	.214	0	0	0	3	.214	2	0	0	0	0	1	2	0	.313	.527	3	14.00
2012	2	Waliczek, Frank	48	129	23	37	.287	6	2	1	50	.388	18	1	0	4	4	20	14	2	.366	.753	2	6.45
2017	2	Walker, Justin	38	87	17	18	.207	1	0	1	22	.253	17	2	1	1	1	20	6	9	.320	.570	1	4.35
1966	1	Wall, Mike	21	75	14	24	.320	5	0	2	35	.467	11	0	0	6		15	9	0	.393	.860	9	5.00
1972	2	Walliser, Carl	41	109	23	30	.275	2	0	0	32	.294	19	4	0	25		11	24	2	.415	.708	20	9.91
1974	2	Walsh, Charlie	21	18	3	3	.167	1	1	0	6	.333	0	0	0	0		11	6	0	.375	.708	1	1.64
1987	2	Wambach, James	70	171	48	68	.398	9	0	10	107	.626	55	1	3	0	0	20	31	5	.495	1.121	2	8.55
2011	2	Ward, Taylor	2	0	0	0	.000	0	0	0	0	.000	0	0	0	0	0	0	0	0	.000	.000	1	-
1999	1	Watts, Brandon	3	4	0	0	.000	0	0	0	0	.000	0	0	0	0		0	0	0	.000	.000	0	-
1969	1	Weigold, Art	1	0	0	0	.000	0	0	0	0	.000	0	0	0	0		0	1	0	1.000	1.000	0	-
2011	2	Weisshappel, Mike	7	0	0	0	.000	0	0	0	0	.000	0	0	0	0	0	0	0	0	.000	.000	2	-
2009	2	Weisshappel, Steph	33	85	14	23	.271	8	0	1	34	.400	17	1	1	1		28	7	6	.364	.764	13	3.04
1967	2	Welch, Ted	18	111	8	34	.306	1	1	0	37	.333	19	0	0	5		17	5	0	.336	.670	3	6.53
1993	2	Welch, Will	46	107	26	34	.318	9	1	0	45	.421	24	2	0	6	8	18	24	1	.447	.868	9	5.94
1969	1	Wendt, Gary	18	45	9	16	.356	0	1	0	18	.400	9	1	0	0		8	5	1	.431	.831	4	5.63
1965	1	Wessel, Wally	1	0	0	0	.000	0	0	0	0	.000	13	0	0	0		0	0	0	.000	.000	0	-
1973	1	West, Keith	7	5	1	1	.200	0	0	0	1	.200	1	2	0	0		2	1	0	.333	.533	3	2.50
1969	1	Williams, Joe	11	9	1	2	.222	0	0	0	2	.222	0	0	0	1		2	1	1	.364	.586	0	4.50
1992	1	Williams, Lee	4	0	0	0	.000	0	0	0	0	.000	0	0	0	0	0	0	0	0	.000	.000	1	-
1973	1	Williams, Marty	5	6	1	2	.333	0	0	0	2	.333	0	0	0	0		0	0	0	.333	.667	0	-
1986	2	Willis, Jerry	61	140	37	45	.321	7	0	4	64	.457	39	5	2	10	13	21	18	1	.398	.855	11	6.67
1987	4	Wilson, Dan	108	333	109	138	.414	33	6	20	243	.730	124	2	4	14	15	21	46	0	.480	1.210	23	15.86
1983	2	Wilson, Matt	54	160	47	63	.394	13	3	4	94	.588	41	4	0	13		9	18	4	.467	1.055	12	17.78
1992	1	Wisneski, Craig	3	3	1	1	.333	1	0	0	2	.667	0	0	0	0	0	1	0	0	.333	1.000	1	3.00
1982	1	Wolfe, Phil	1	4	0	1	.250	0	0	0	1	.250	0	0	0	0		1	0	0	.250	.500	0	4.00
1970	2	Wyborny, Grant	33	69	13	21	.304	2	2	0	27	.391	19	6	0	10		12	3	1	.342	.734	3	5.75
2022	2	Yaney, Ben	45	80	34	23	.288	5	0	1	31	.388	10	1	0	11	16	11	11	2	.387	.775	2	7.27
1982	2	Yaney, Joe	52	122	30	42	.344	11	0	2	59	.484	33	7	0	3		12	19	2	.441	.924	9	10.17
2014	2	Yorton, Shane	48	132	26	41	.311	11	1	3	63	.477	24	1	1	3	5	33	14	5	.395	.872	0	4.00
2017	3	Yorton, Will	54	141	28	53	.376	11	0	6	82	.582	43	1	2	5	5	24	14	3	.438	1.022	5	5.88

BHS Career: Alphabetical Listing of All Players' Batting Statistics

Grad Yr	Yrs	NAME	G	AB	R	H	AVG	2B	3B	HR	TB	SLG	RBI	SAC	SF	SB	ATT	SO	BB	HB	OBA	OPS	E	AB:SO
2019	2	Young, Scotty	16	15	1	2	.133	2	0	0	3	.200	3	0	0	0	0	5	5	1	.381	.581	1	3.00
2022	2	Zakson, Avery	46	45	32	13	.289	3	0	0	16	.356	5	3	0	12	14	11	4	1	.360	.716	4	4.09
2003	2	Zama, Troy	34	77	8	15	.195	0	0	1	18	.234	10	0	0	0		27	8	2	.287	.521	11	2.85
1973	2	Zarosi, Jeff	42	52	16	10	.192	0	0	0	10	.192	5	1	0	8		14	4	2	.276	.468	0	3.71
2018	1	Zavoli, Michael	57	86	33	34	.395	10	2	2	54	.628	32	0	0	15	16	20	19	7	.536	1.164	7	4.30
2008	2	Zeisloft, Russ	67	221	43	72	.326	13	0	4	100	.452	40	3	0	2		27	28	5	.413	.866		8.19
1986	1	Zick, Craig	1	0	0	0	.000	0	0	0	0	.000	0	0	0	0	0	0	0	0	.000	.000	0	-
1989	2	Zuchristian, Brad	38	34	8	5	.147	0	0	0	5	.147	3	1	0	0	0	7	6	1	.293	.440	0	4.86
1984	2	Zuchristian, Scott	14	30	5	5	.167	0	0	0	5	.167	3	0	0	4	3	7	8	0	.342	.509	5	4.29
2000	2	Zuniga, Darrell	19	10	2	3	.300	2	0	0	5	.500	2	0	0	0		1	1	0	.364	.864	0	10.00
2016	3	Zyzda, Jake	29	43	14	10	.233	2	2	0	17	.395	4	0	0	6	6	14	6	0	.327	.722	5	3.07

BHS Career: Alphabetical Listing of All Players' Pitching Statistics

Grad Yr	Yrs	Name	G	W	L	S	CG	SH	IP	BFP	H	2B	3B	HR	R	ER	SO	BB	HB	WP	BK	ERA	K%	BB%	WHIP
2017	2	Aievoli, Ricky	8	1	0	2	-	-	14.2	72	16	-	-	0	8	7	23	13	0	4	0	3.34	31.9%	18.1%	1.98
2016	1	Alexander, Dillon	2	0	0	0	-	0	2.0	8	2	0	0	0	0	0	0	1	0	0	0	0.00	0.0%	12.5%	1.50
1969	1	Allen, Don	11	2	7	0	6	0	45.2	207	36	0	0	0	33	22	44	21	2	4	1	3.37	21.3%	10.1%	1.25
1996	2	Alley, Eric	23	2	3	5	1	0	63.1	286	50	11	1	4	35	23	80	39	6	11	0	2.54	28.0%	13.6%	1.41
1973	1	Alms, Dan	9	0	0	0	0	0	12.2	51	8	0	0	0	7	3	8	5	0	0	0	1.66	15.7%	9.8%	1.03
1966	1	Altenberg, Larry	8	2	2	0	0	0	30.0	148	34	0	0	0	27	19	24	14	3	5	0	4.43	16.2%	9.5%	1.60
1988	2	Anderson, Dave	29	18	3	2	14	2	154.0	688	151	28	1	2	75	48	173	59	5	22	0	2.18	25.1%	8.6%	1.36
1994	2	Archibald, Ryan	27	17	3	3	8	0	119.1	541	130	21	0	9	74	59	96	50	6	12	1	3.46	17.7%	9.2%	1.51
1998	3	Austin, John	43	27	6	4	18	7	204.2	865	144	24	1	7	86	56	210	70	14	17	1	1.92	24.3%	8.1%	1.05
2013	2	Balogh, Dylan	18	5	2	2	-	-	53.2	242	56	-	-	0	30	22	37	23	4	2	0	2.87	15.3%	9.5%	1.47
2006	2	Barnowski, Ross	4	0	1	2	0	0	4.0	24	6			0	5	2	2	3	1	0	0	3.50	8.3%	12.5%	2.25
2006	2	Barsamian, Barrett	7	1	0	0	0	0	8.2	52	12			0	9	8	8	6	0	1	0	6.46	15.4%	11.5%	2.08
1994	1	Baughman, Kevin	1	0	0	0	0	0	1.1	11	3	1	0	0	4	2	0	3	0	2	0	10.53	0.0%	27.3%	4.51
1985	3	Bauser, John	23	6	3	2	0	0	48.1	228	43	6	0	5	28	24	58	32	1	3	0	3.48	25.4%	14.0%	1.55
1986	2	Beaubien, Bob	10	6	3	0	2	0	37.0	187	35	6	4	4	42	29	33	36	3	5	0	5.49	17.6%	19.3%	1.92
1982	1	Bergin, Mike	4	2	0	1	0	0	18.2	74	14	4	2	0	4	1	16	4	0	2	1	0.37	21.6%	5.4%	0.96
2001	2	Bern, Collier	10	1	1	0	1		22.2	126	34				35	21	16	22	1	0		6.48	12.7%	17.5%	2.47
2021	1	Bhogaraju, Sanjiv	2	0	0	0			2.0	11	0			0	1	1	4	4	0	0	0	3.50	36.4%	36.4%	2.00
2007	2	Bieniek, Bob	0	1	1	1	0	0	8.1	35	6	0	0	0	5	5	9	5	0	0	0	4.20	25.7%	14.3%	1.32
1990	2	Birmingham, Matt	29	12	3	5	5	1	106.1	485	100	17	4	3	69	49	99	50	9	12	3	3.23	20.4%	10.3%	1.41
1986	1	Bjors, Hans	3	0	0	1	0	0	8.2	48	18	3	0	4	15	11	6	4	2	2	0	8.88	12.5%	8.3%	2.54
1986	1	Blanke, John	1	0	0	0	0	0	1.0	7	2	2	0	0	2	1	0	1	0	0	0	7.00	0.0%	14.3%	3.00
1990	1	Blue, Matt	8	2	1	0	2	1	25.1	124	32	5	0	1	16	10	18	15	0	4	0	2.76	14.5%	12.1%	1.86
1982	1	Blue, Scott	1	0	1	0	0	0	3.1	20	5	1	0	1	8	7	4	5	0	2	0	14.71	20.0%	25.0%	3.00
1978	1	Bock, Brian	8	2	1	5	0	0	21.0	91	11	0	0	0	15	7	24	15	2	4	0	2.33	26.4%	16.5%	1.24
1974	2	Bock, Eric	26	16	3	0	16	7	138.1	566	89	0	0	0	52	32	173	53	5	2	2	1.62	30.6%	9.4%	1.03
1975	2	Bock, John	14	5	2	0	4	0	47.0	209	44	0	0	0	25	20	48	24	2	3	0	2.98	23.0%	11.5%	1.45
1989	1	Boersma, Andrew	1	0	0	0	0	0	1.0	8	2	0	0	0	1	1	2	3	0	0	0	7.00	25.0%	37.5%	5.00
2018	2	Bogaerts, Nick	10	5	0	0	-	-	34.2	158	34	-	-	1	17	13	23	11	7	2	0	2.62	14.6%	7.0%	1.30
1990	1	Boka, Ben	2	0	0	0	0	0	4.2	36	7	2	0	0	8	4	7	15	0	4	0	6.00	19.4%	41.7%	4.71
1996	2	Bolich, Steve	22	1	0	7	0	0	20.1	89	22	3	0	1	13	5	17	4	2	1	1	1.72	19.1%	4.5%	1.28
1971	2	Bond, Clayton	20	14	4	0	12	2	104.0	472	66	0	0	0	49	28	74	82	12	13	4	1.88	15.7%	17.4%	1.42
2001	3	Bongiovanni, Vince	78	13	9	0	11	1	152.2	698	120			4	106	74	192	83	6	3	1	3.39	27.5%	11.9%	1.33
1984	2	Borghans, Dries	13	5	3	0	2	0	50.2	235	37	2	2	7	40	29	58	38	1	11	0	4.01	24.7%	16.2%	1.48

BHS Career: Alphabetical Listing of All Players' Pitching Statistics

Grad Yr	Yrs	Name	G	W	L	S	CG	SH	IP	BFP	H	2B	3B	HR	R	ER	SO	BB	HB	WP	BK	ERA	K%	BB%	WHIP
2019	2	Boyajian, Matt	7	0	0	0			11.0	55	8			0	6	5	13	9	3	2	0	3.18	23.6%	16.4%	1.55
1995	2	Brauch, Robert	29	11	2	2	4	3	107.0	438	76	8	1	4	37	19	78	38	3	9	1	1.24	17.8%	8.7%	1.07
2005	2	Brignola, Bobby	26	7	7	2	3	0	70.2	357	95			8	70	48	65	35	7	8	0	4.75	18.2%	9.8%	1.84
2015	1	Broomfield, Adam	1	0	0	0	-	-	1.0	5	0	-	-	0	0	0	2	0		0	0	0.00	0.0%	40.0%	2.00
2004	3	Broughton, Gabe	14	3	4	0	0	0	38.1	188	41			2	39	23	28	29	9	11	2	4.20	14.9%	15.4%	1.83
2011	1	Broughton, Jake	0	0	0	0	0	0	-	0	0			0	0	0	0	0	0	0	0	0.00	0.0%	0.0%	-
2003	2	Bucalo, Dustin	11	3	5	0	4	1	47.0	222	54			4	43	35	53	26	2	3	0	5.21	23.9%	11.7%	1.70
2010	4	Buchholz, Sean	42	17	10	3	10	3	207.0	911	179	8	0	6	115	79	248	103	12	13	0	2.67	27.2%	11.3%	1.36
2016	2	Budzak, Brett	12	1	0	2	-	-	11.1	55	14	-	-	1	9	4	12	6	0	0	0	2.47	21.8%	10.9%	1.77
2000	1	Camacho, Edgar	7	0	1	0	0		2.2	18	3			7	3	0	6					7.87	0.0%	33.3%	3.37
2006	2	Chapman, Billy	28	15	6	0	14	3	158.2	713	157			8	106	77	146	63	19	12	1	3.40	20.5%	8.8%	1.39
1993	2	Ciaglia, Craig	10	3	1	0	0	0	31.1	155	27	3	0	1	26	13	22	24	3	10	0	2.90	14.2%	15.5%	1.63
2018	2	Coble, Brad	19	1	0	0	-	-	26.0	116	20	-	-	0	14	8	28	10	5	2	0	2.15	24.1%	8.6%	1.15
1973	1	Cole, Bob	1	0	0	0	0	0	0.2	4	0	0	0	0	0	0	0	2	0	0	0	0.00	0.0%	50.0%	2.99
1988	2	Coll, Brian	17	7	1	1	3	1	58.2	306	63	14	0	3	54	41	76	52	4	13	2	4.89	24.8%	17.0%	1.96
2004	2	Combs, Marty	19	6	5	1	1	0	64.0	283	61			3	51	36	49	27	7	11	0	3.94	17.3%	9.5%	1.38
2008	1	Conroy, Tim	11	1	2	2	0	0	15.1	69	9			1	9	4	16	11	3	0	0	1.83	23.2%	15.9%	1.30
1994	1	Contreras, Oscar	2	0	1	1	0	0	1.2	7	1	0	0	0	1	0	1	2	0	0	0	0.00	14.3%	28.6%	1.80
1970	2	Corson, Scott	8	1	1	0	0	0	22.2	111	33	0	0	0	18	10	28	7	1	2	2	3.09	25.2%	6.3%	1.76
2014	2	Covek, Jack	7	1	0	0	-	-	7.1	37	5	-	-	2	1	8	8	0				0.95	21.6%	21.6%	1.77
1966	1	Cowell, Jack	18	3	1	0	0	0	31.0	127	22	0	0	0	13	8	34	12	3	5	1	1.81	26.8%	9.4%	1.10
2002	1	Curto, Steve	6	0	1	0	0	0	6.2	41	13			3	14	5	7	6	0	0	0	5.25	17.1%	14.6%	2.85
1972	1	D'Ambra, Frank	1	0	0	0	0	0	1.0	8	0	0	0	0	1	1	1	4	1	0	0	7.00	12.5%	50.0%	4.00
1999	1	Danneger, Craig	2	0	0	0	0	0	5.0	25	5			0	3	3	6	1	2	3	0	4.20	24.0%	4.0%	1.20
2009	1	Day, John	5	0	0	0	0	0	3.2	25	4			0	7	6	4	7	2	3	0	11.44	16.0%	28.0%	3.00
1983	1	Dehnert, Jeff	1	0	0	1	0	0	2.0	11	2	0	0	0	1	1	2	3	0	0	0	3.50	18.2%	27.3%	2.50
2016	1	Dehnert, Patrick	5	0	0	0			6.1	31	7			0	5	4	6	5	2	1	0	4.42	19.4%	16.1%	1.90
2001	2	Del Olmo, Rick	13	2	1	0	0		29.0	159	41			41	31	23	26	6	6			7.48	14.5%	16.4%	2.31
2015	2	Delaurentis, Anthony	22	12	5	1	-	-	111.0	348	115			1	55	45	109	31	2	2	1	2.84	31.3%	8.9%	1.32
2022	2	Dern, Brady	4	0	0	0			5.0	27	7			1	6	5	4	2	1	1	0	7.00	14.8%	7.4%	1.80
1974	2	Donovan, Kevin	12	8	0	0	5	5	57.1	250	40	0	0	0	28	14	74	36	2	4	1	1.71	29.6%	14.4%	1.33
1993	2	Doty, Zach	6	3	1	0	1	0	20.0	96	15	3	0	0	15	13	20	20	3	5	0	4.55	20.8%	20.8%	1.75
2012	1	Dowdy, Eric	0	0	0	0	0	0	-	0	0			0	0	0	0	0	0	0	0	0.00	0.0%	0.0%	-
1970	2	Duhaime, Mike	15	12	1	0	11	1	87.2	386	69	0	0	0	36	23	85	49	7	7	2	1.84	22.0%	12.7%	1.35

BHS Career: Alphabetical Listing of All Players' Pitching Statistics

Grad Yr	Yrs	Name	G	W	L	S	CG	SH	IP	BFP	H	2B	3B	HR	R	ER	SO	BB	HB	WP	BK	ERA	K%	BB%	WHIP
1984	2	Eckl, Bob	20	10	3	3	6	2	110.2	501	94	12	3	11	83	60	119	66	5	17	2	3.80	23.8%	13.2%	1.45
2022	2	Eisenbarth, Logan	19	12	5	0			102.0	426	92			5	50	38	137	22	6	8	1	2.61	32.2%	5.2%	1.12
1973	2	Eldridge, Rob	10	3	4	0	6	2	42.0	192	31	0	0	0	16	11	59	28	7	5	3	1.83	30.7%	14.6%	1.40
1993	3	Engle, Jeremy	36	16	5	5	13	3	160.0	675	117	15	1	3	74	40	155	63	13	20	1	1.75	23.0%	9.3%	1.13
1967	1	English, John	6	2	4	0	0	0	35.0	105	0	0	0	0	12	12	0	0	0	0	0	2.40	0.0%	0.0%	-
2018	2	Ensign, Daniel	12	1	4	0			35.1	170	42			0	28	23	26	16	12	5	0	4.56	15.3%	9.4%	1.64
2011	1	Estanislao, Alejandro	6	0	1	0	0	0	7.0	40	11			0	9	9	7	9	0	0	0	9.00	17.5%	22.5%	2.86
1984	1	Evanger, Jim	3	0	0	1	0	0	5.1	26	4	1	0	1	4	4	9	7	0	0	0	5.25	34.6%	26.9%	2.06
1997	2	Faber, Brian	16	6	2	0	4	2	59.0	268	47	6	0	2	39	24	54	38	5	10	2	2.85	20.1%	14.2%	1.44
1989	1	Faith, Matt	9	5	0	0	4	0	44.0	187	38	8	1	4	23	16	36	15	0	9	1	2.55	19.3%	8.0%	1.20
1986	2	Faith, Peter	26	9	4	1	6	0	92.2	452	90	16	2	10	86	65	93	71	6	14	3	4.91	20.6%	15.7%	1.74
2018	2	Fakhoury, Rami	9	4	0	0	-	-	31.0	146	36	-	-	2	28	17	31	6	2	5	2	3.84	21.2%	4.1%	1.35
1999	3	Favia, Frank	13	7	2	0	2	0	34.1	148	39	8	0	3	21	13	22	9	3	2	1	2.65	14.9%	6.1%	1.40
2002	2	Feit, Jake	21	2	6	1	4	0	59.0	293	61			2	55	29	56	40	6	12	1	3.44	19.1%	13.7%	1.71
1976	2	Feit, John	20	15	2	0	16	2	127.2	551	73	0	0	0	58	32	151	90	5	8	0	1.75	27.4%	16.3%	1.28
1996	3	Feit, Mike Jr.	15	6	3	0	2	1	52.0	231	37	1	0	0	28	15	52	33	3	6	3	2.02	22.5%	14.3%	1.35
1995	2	Franzese, Nick	20	11	3	1	6	3	90.1	405	73	12	1	3	60	39	62	44	18	11	1	3.02	15.3%	10.9%	1.30
1998	2	Freese, Brian	4	0	0	0	0	0	3.2	18	5	2	0	0	4	2	6	1	0	1	1	3.81	33.3%	5.6%	1.63
2017	2	Gardner, Nick	10	4	3	0	-	-	37.2	167	30	-	-	0	17	12	22	21	1	6	2	2.23	13.2%	12.6%	1.35
1984	1	Geisler, Doug	1	0	0	0	0	0	1.1	9	2	0	0	0	1	1	2	3	0	1	0	5.26	22.2%	33.3%	3.76
1976	2	George, Leo	5	3	0	0	2	0	20.0	102	28	0	0	0	18	9	17	12	3	4	0	3.15	16.7%	11.8%	2.00
2011	2	Gerrard, Greg	18	5	5	1	1	2	59.2	277	63			4	49	41	66	37	3	7	0	4.81	23.8%	13.4%	1.68
2004	3	Gibson, Nate	10	0	0	1	0	0	13.0	54	9			0	4	3	10	1	0	0	0	1.62	18.5%	1.9%	0.77
2006	2	Gilly, Erik	17	1	4	0	0	0	34.1	168	22			2	28	22	35	43	4	0	2	4.49	20.8%	25.6%	1.89
1999	1	Giovannelli, Jeff	2	0	1	0	0	0	3.2	22	8			0	7	7	2	2	0	4	0	13.35	9.1%	9.1%	2.72
1991	2	Glendinning, Brent	18	12	1	0	10	2	88.2	381	64	6	1	3	41	28	74	45	6	12	0	2.21	19.4%	11.8%	1.23
2003	1	Gockenbach, Charlie	4	0	0	0	0	0	5.1	31	6			0	4	4	7	7	1	2		5.25	22.6%	22.6%	2.44
2010	1	Gockenback, Jim	0	0	0	0	0	0	-	0	0			0	0	0	0	0	0	0	0	0.00	0.0%	0.0%	-
1981	2	Goebbert, Lloyd	11	1	3	0	1	0	41.2	188	34	4	1	2	36	23	40	26	3	4	0	3.86	21.3%	13.8%	1.44
2017	3	Gosswein, Brooks	24	15	4	0	-	-	117.2	496	86	-	-	2	48	33	146	50	10	16	2	1.96	29.4%	10.1%	1.16
1992	1	Griffith, Joel	1	0	0	0	0	0	1.2	9	4	0	1	0	3	3	0	1	1	0	0	12.57	0.0%	11.1%	2.99
2003	2	Grimm, Bobby	10	0	0	1	0	0	11.0	65	16			0	12	6	15	9	2	0	0	3.82	23.1%	13.8%	2.27
1981	2	Hale, Dan	20	6	6	0	5	1	83.1	376	74	13	2	3	65	46	73	50	5	2	0	3.86	19.4%	13.3%	1.49
2016	1	Harley, James	1	0	0	0	-	-	0.1	8	4	-	-	0	4	4	1	3	0	1	0	84.85	12.5%	37.5%	21.21

BHS Career: Alphabetical Listing of All Players' Pitching Statistics

Grad Yr	Yrs	Name	G	W	L	S	CG	SH	IP	BFP	H	2B	3B	HR	R	ER	SO	BB	HB	WP	BK	ERA	K%	BB%	WHIP
1976	2	Hartwig, Greg	7	4	1	0	1	0	21.2	123	24	0	0	0	21	13	35	27	7	8	1	4.20	28.5%	22.0%	2.35
2015	2	Harvey, Jack	7	2	1	0	-	-	20.0	104	30	-	-	1	21	15	12	16	1	3	1	5.25	11.5%	15.4%	2.30
1999	1	Heath, Michael	6	0	0	0	0	0	11.1	54	13			2	10	10	9	4	4	3	0	6.18	16.7%	7.4%	1.50
1990	2	Henderson, Craig	10	3	2	0	1	0	25.2	129	27	6	0	0	24	15	29	16	1	4	0	4.09	22.5%	12.4%	1.68
1977	1	Hewes, Dave	3	2	1	0	0	0	16.1	33	7	0	0	0	6	3	22	17	0	2	0	1.29	66.7%	51.5%	1.47
1971	2	Heyse, Bob	7	5	0	0	0	0	36.2	157	33	0	0	0	22	16	52	14	2	1	0	3.05	33.1%	8.9%	1.28
1971	2	Heyse, Don	15	6	3	0	4	1	73.1	308	52	0	0	0	36	21	67	38	6	4	1	2.00	21.8%	12.3%	1.23
2013	2	Hillestad, Bennett	10	2	3	2	0	0	15.0	85	24			0	18	18	14	16	7	0	0	8.40	16.5%	18.8%	2.67
2008	1	Hirsch, Dave	1	0	0	0	0	0	0.1	6	4			1	5	5	0	0	0	0	0	0.00	0.0%	0.0%	12.12
2019	2	Hoelter, Patrick	6	1	0	0			10.1	53	13			0	8	6	15	5	3	4	0	4.07	28.3%	9.4%	1.74
2022	2	Hoffman, Danny	17	10	1	0			61.0	259	54			1	24	17	82	20	4	5	0	1.95	31.7%	7.7%	1.21
2009	2	Holke, Chris	8	0	1	0	0	0	12.0	84	20			0	25	19	8	17	1	0	0	11.08	9.5%	20.2%	3.08
2020	2	Holler, Nate	25	13	0	7			74.1	300	42			2	23	9	98	16	10	2	0	0.85	32.7%	5.3%	0.78
1983	1	Hopkins, Derek	1	0	0	0	0	0	3.0	13	3	1	0	0	0	0	1	1	0	0	0	0.00	7.7%	7.7%	1.33
1979	1	Hugo, Bill	2	1	1	0	1	0	7.1	40	6	2	0	0	5	4	3	10	2	0	0	3.82	7.5%	25.0%	2.18
1992	2	Hurzeler, Jim	11	5	2	0	2	0	39.2	172	40	6	1	1	19	15	30	12	3	0	0	2.65	17.4%	7.0%	1.31
1970	1	Hutchinson, Bob	1	0	1	0	0	0	2.0	13	5	0	0	0	6	4	0	2	0	0	0	14.00	0.0%	15.4%	3.50
1987	2	Hynds, Bryan	8	5	2	0	2	1	35.2	173	36	4	0	1	28	21	52	29	1	2	0	4.12	30.1%	16.8%	1.82
1976	1	Jakus, Steve	2	0	0	0	0	0	3.0	11	0	0	0	0	0	0	3	1	0	0	0	0.00	27.3%	9.1%	0.33
1994	1	James, Tony	1	0	0	0	0	0	2.0	11	3	1	0	0	1	1	3	3	0	0	0	3.50	27.3%	27.3%	3.00
1970	2	Jansen, Randy	13	2	4	0	0	0	38.0	165	30	0	0	0	20	12	39	19	3	4	1	2.21	23.6%	11.5%	1.29
1973	2	Jarrett, Bill	4	1	2	0	0	0	15.0	76	12	0	0	0	9	7	25	16	3	2	1	3.27	32.9%	21.1%	1.87
2004	3	Jensen, Tim	17	0	2	0	0	0	24.1	137	37			1	31	22	19	27	2	10	0	6.33	13.9%	19.7%	2.63
2003	1	Johnson, Andrew	3	0	0	0	0	0	2.0	12	5			2	5	4	2	0	0	2		14.00	16.7%	0.0%	2.50
1995	3	Johnson, Jermaine	6	2	0	0	0	0	9.0	52	11	1	2	0	12	11	6	14	0	2	1	8.56	11.5%	26.9%	2.78
2015	2	Johnson, Luke	9	1	0	4	-	-	7.0	36	9	-	-	0	5	2	10	6	0	2	2	2.00	38.9%	16.7%	2.14
1979	2	Joyce, Mike	8	1	2	3	1	0	25.1	117	28	1	0	0	19	12	18	13	1	4	0	3.32	15.4%	11.1%	1.62
2022	2	Kanak, Jackson	13	4	2	0			35.1	142	29			0	8	7	28	5	3	1	0	1.39	19.7%	3.5%	0.96
2020	1	Kanak, Ricky	5	1	1	0			11.2	56	7			0	6	2	12	6	4	1	0	1.20	21.4%	10.7%	1.11
2006	2	Kazmier, Keith	24	7	4	1	6	1	84.2	376	83			10	54	42	94	32	6	5	0	3.47	25.0%	8.5%	1.36
2000	2	Kerns, Andrew	39	10	7	0	5	1	116.0	548	138			4	110	80	115	53	6	20	2	4.83	21.0%	9.7%	1.65
2007	1	Kerns, Peter	1	0	0	0			3.1	16	3	1	0	0	1	1	3	4	0			2.10	18.8%	25.0%	2.10
2021	1	Koehler, Ryan	9	0	1	3			11.1	47	4			0	4	2	9	7	3	4	1	1.24	19.1%	14.9%	0.97
1972	1	Koenen, John	13	4	4	0	5	1	55.1	224	41	0	0	0	24	10	60	15	3	5	0	1.27	26.8%	6.7%	1.01

BHS Career: Alphabetical Listing of All Players' Pitching Statistics

Grad Yr	Yrs	Name	G	W	L	S	CG	SH	IP	BFP	H	2B	3B	HR	R	ER	SO	BB	HB	WP	BK	ERA	K%	BB%	WHIP
2022	2	Kohanzo, Jake	15	6	2	0			41.1	183	40			2	16	14	41	15	4	0	0	2.37	22.4%	8.2%	1.33
2006	1	Korcak, Ryan	0	0	0	0	0	0	-	0	0			0	0	0	0	0	0	0	0	0.00	0.0%	0.0%	-
2017	2	Korus, Jeff	1	0	0	0	-	-	0.2	6	2	-	-	0	4	4	0	2	0	0	1	41.79	0.0%	33.3%	5.97
1985	2	Koski, Doug	14	4	1	2	0	0	45.2	214	46	6	0	3	31	23	28	28	2	2	2	3.53	13.1%	13.1%	1.62
2017	2	Kozlowski, Eric	7	1	0	1			7.1	32	6			0	5	4	6	2	1	3	0	3.82	18.8%	6.3%	1.09
1990	1	Kraus, Matt	1	0	0	0	0	0	2.0	8	2	0	0	1	1	1	1	0	0	0	0	3.50	12.5%	0.0%	1.00
1991	1	Kristof, Tom	6	2	1	0	0	0	24.1	104	21	3	1	0	15	8	20	16	0	9	1	2.30	19.2%	15.4%	1.52
1996	1	Kristoff, Ryan	3	0	0	1	0	0	5.0	26	8	1	0	3	7	6	5	2	0	0	0	8.40	19.2%	7.7%	2.00
2002	2	Krull, Ken	35	3	6	0	2	0	66.0	322	74			6	63	42	70	34	6	5	4	4.45	21.7%	10.6%	1.64
2014	2	Kubiuk, Dan	13	3	1	5	-	-	17.2	69	7	-	-		3	1	17	7	1			0.40	24.6%	10.1%	0.79
2023	2	Lacson, Nick	10	4	0	0			39.1	173	33			1	15	10	52	20	2	4	1	1.78	30.1%	11.6%	1.35
2010	1	Le Compte, Ben	1	0	0	0	0	0	1.1	8	1			0	5	5	1	4	0	0	0	26.32	12.5%	50.0%	3.76
1998	1	Lee, Andy	6	1	0	0	0	0	19.0	91	23	2	1	0	12	9	18	7	1	2	0	3.32	19.8%	7.7%	1.58
1999	2	Leng, Carl	11	2	1	0	0	0	26.1	136	35	0	0	2	30	20	19	10	2	2	0	5.32	14.0%	7.4%	1.71
2007	2	Lidge, Mike	15	3	1	2	0	0	41.1	195	46	3	1	2	31	19	35	19	0	2	0	3.22	17.9%	9.7%	1.57
1996	1	Lindberg, Mike	4	0	0	0	0	0	3.0	18	5	2	0	0	4	4	2	5	0	0	0	9.33	11.1%	27.8%	3.33
1972	1	Lindskoog, Jeff	6	2	0	0	2	0	16.1	68	8	0	0	0	6	0	15	10	1	2	0	0.00	22.1%	14.7%	1.10
2011	2	Locascio, Dan	5	0	0	0	0	0	5.2	39	10			4	9	8	4	8	1	0	0	9.88	10.3%	20.5%	3.17
2020	1	Loutos, Nick	1	0	0	0			1.0	8	3			0	2	2	1	1	1	1	0	14.00	12.5%	12.5%	4.00
2017	3	Loutos, Ryan	19	15	2	0	-	-	97.2	385	59	-	-	0	29	11	137	17	10	15	0	0.79	35.6%	4.4%	0.78
2010	2	Lundmark, Jackson	13	1	6	1	2	3	56.0	264	51			2	38	23	37	31	4	5	0	2.88	14.0%	11.7%	1.46
2012	2	MacCartney, Connor	7	0	2	0	0	0	23.2	113	31			1	21	20	20	9	7	7	1	5.91	17.7%	8.0%	1.69
2020	1	Mack, Richie	2	0	2	0			4.1	24	5			0	5	3	2	5	0	1	0	4.85	8.3%	20.8%	2.31
1998	1	Mack, Robert	2	0	0	0	0	0	1.2	8	2	0	0	0	2	1	1	1	0	0	0	4.19	12.5%	12.5%	1.80
2015	2	Marion, Nick	12	3	0	0	-	-	15.2	75	18	-	-	0	12	8	6	9	0	2	3	3.57	8.0%	12.0%	1.72
2005	2	Maropis, Derek	2	1	0	0	0	0	1.0	6	2			0	2	1	1	0	0	0	0	7.00	16.7%	0.0%	2.00
2005	2	Marshall, Eric	28	22	1	2	17	10	154.1	634	96			5	39	24	156	53	16	9	2	1.09	24.6%	8.4%	0.97
2011	2	Maude, Mike	9	0	0	0	0	0	11.0	68	12			0	17	13	11	24	0	2	0	8.27	16.2%	35.3%	3.27
1995	2	Mayer, Tom	8	4	0	0	0	0	35.0	167	36	2	1	1	25	18	30	24	4	8	0	3.60	18.0%	14.4%	1.71
1993	1	Mayland, Chris	4	0	0	0	0	0	6.1	27	3	0	0	0	2	2	5	3	2	0	0	2.21	18.5%	11.1%	0.95
2005	2	McBee, Kevin	3	0	0	0	0	0	4.2	28	6			1	4	3	0	3	0	0	0	4.50	0.0%	10.7%	1.93
2008	2	McDonnell, Danny	9	3	1	0	0	0	25.2	127	32	0	0	4	28	24	22	17	1	0	0	6.54	17.3%	13.4%	1.91
2010	3	McDonnell, Robby	31	15	6	1	7	3	127.1	568	82			5	66	41	204	73	9	10	1	2.25	35.9%	12.9%	1.22
2002	2	McDonnell, Scott	22	1	2	1	0	0	26.2	126	30			1	24	20	24	16	0	1	0	5.25	19.0%	12.7%	1.72

BHS Career: Alphabetical Listing of All Players' Pitching Statistics

Grad Yr	Yrs	Name	G	W	L	S	CG	SH	IP	BFP	H	2B	3B	HR	R	ER	SO	BB	HB	WP	BK	ERA	K%	BB%	WHIP
1979	1	McLamore, Scott	5	3	0	1	1	0	17.2	61	2	1	0	0	7	4	9	6	0	1	0	1.58	14.8%	9.8%	0.45
1996	2	McNichols, Sean	30	8	4	4	0	0	65.0	284	46	12	0	4	40	26	67	28	3	7	2	2.80	23.6%	9.9%	1.14
2018	2	Medina, Jackson	11	5	2	0	-	-	41.0	203	53	-	-	0	30	14	20	9	7	4	0	2.39	9.9%	4.4%	1.51
2015	1	Meier, Dane	6	0	0	0	-	-	6.0	34	9	-	-	0	8	7	5	6	2	1	1	8.17	14.7%	17.6%	2.50
2018	2	Meyer, Jake	16	2	0	1	-	-	24.0	119	27	-	-	0	22	19	22	19	3	9	1	5.54	18.5%	16.0%	1.92
2016	2	Michaels, Tristan	12	0	1	0	-	-	13.1	73	16	-	-	1	13	13	16	16	1	5	0	6.83	21.9%	21.9%	2.40
1999	1	Mickey, David	7	3	3	0	2	1	32.2	153	33			1	33	24	38	9	2	4	1	5.14	24.8%	5.9%	1.29
1989	2	Minchk, Kevin	8	2	1	0	0	0	11.1	75	23	1	1	1	19	12	6	12	1	4	0	7.41	8.0%	16.0%	3.09
1977	2	Mitchell, Clay	12	3	4	0	0	0	46.0	219	43	0	0	0	31	23	53	38	0	4	0	3.50	24.2%	17.4%	1.76
1977	2	Mogle, Tom	4	0	0	1	0	0	11.2	62	12	0	0	0	13	9	8	13	2	5	0	5.40	12.9%	21.0%	2.14
1974	2	Moldermaker, Don	5	1	0	0	0	0	6.0	31	6	0	0	0	10	2	4	7	0	0	0	2.33	12.9%	22.6%	2.17
1987	1	Molloy, Mike	1	0	0	0	0	0	2.0	12	4	1	1	1	3	2	1	1	0	0	0	7.00	8.3%	8.3%	2.50
1975	2	Moore, Harry	9	4	1	0	3	0	34.0	157	34	0	0	0	23	14	29	24	1	2	0	2.88	18.5%	15.3%	1.71
1996	1	Moore, Jim	1	0	0	0	0	0	1.0	9	3	0	0	0	3	0	2	2	0	2	1	0.00	22.2%	22.2%	5.00
1997	1	Moreno, Dimas	13	3	2	1	0	0	25.1	115	17	2	0	1	13	8	27	16	0	5	0	2.21	23.5%	13.9%	1.30
1985	2	Morgan, Dave	14	3	0	1	0	0	29.0	144	27	3	1	4	30	24	16	24	0	3	0	5.79	11.1%	16.7%	1.76
1989	1	Morgan, Doug	4	0	1	0	0	0	7.1	38	7	2	1	0	7	4	5	6	1	3	1	3.82	13.2%	15.8%	1.77
1983	2	Muiznieks, Karlis	4	3	0	0	0	0	16.0	77	10	2	0	0	10	6	17	22	0	1	0	2.63	22.1%	28.6%	2.00
2013	2	Nelson, Scott	16	9	2	2	-	-	70.1	296	72	-	-	1	34	21	48	10	8	0	0	2.09	16.2%	3.4%	1.17
2020	2	Nery, Adrian	3	0	0	0			4.1	24	4			0	5	3	5	7	0	1	0	4.85	20.8%	29.2%	2.54
1986	2	Noreen, Keith	26	11	1	3	5	0	104.2	442	108	20	0	3	39	30	69	30	2	1	1	2.01	15.6%	6.8%	1.32
1978	1	Noreen, Ken	1	1	0	0	0	0	6.2	32	5	0	0	0	4	3	4	6	0	1	0	3.15	12.5%	18.8%	1.65
1978	2	Noreen, Kevin	12	11	1	0	7	0	71.0	321	56	0	0	0	42	22	40	47	5	9	0	2.17	12.5%	14.6%	1.45
2020	2	Nowicki, R.J.	28	15	1	2			98.1	393	62			0	22	10	115	31	4	5	1	0.71	29.3%	7.9%	0.95
2021	1	Oberholzer, Seth	1	0	0	0			1.0	4	2			0	0	0	0	0	0	0	0	0.00			-
2006	1	O'Connell Brendan	0	0	0	0	0	0	-	0	0			0	0	0	0	0	0	0	0	0.00	0.0%	0.0%	-
2004	2	O'Connell, Drew	26	18	6	0	19	5	154.2	646	110			0	54	39	204	57	8	11	0	1.77	31.6%	8.8%	1.08
2016	2	O'Keefe, Connor	11	4	1	0	-	-	26.2	118	25	-	-	1	18	10	6	10	3	4	0	2.62	5.1%	8.5%	1.31
2009	1	Oakley, Tim	12	1	2	1	0	0	18.2	84	16			1	9	6	16	9	1	0	0	2.25	19.0%	10.7%	1.34
2006	1	Odell, Lee	4	1	2	0	0	0	10.1	54	16			2	12	11	6	5	2	2	0	7.45	11.1%	9.3%	2.03
2020	1	Oetinger, Dominic	5	0	1	0			8.1	43	13			0	7	6	8	4	0	0	0	5.04	18.6%	9.3%	2.04
1997	1	Oliva, Matt	10	4	3	0	1	1	43.1	211	47	6	0	3	39	22	35	24	9	5	3	3.55	16.6%	11.4%	1.64
1996	2	Olson, Brian	6	1	0	0	0	0	14.0	60	13	2	0	2	10	8	10	6	0	0	2	4.00	16.7%	10.0%	1.36
1969	1	Olson, Dave	12	6	2	0	6	2	55.2	244	45	0	0	0	20	7	58	22	1	5	1	0.88	23.8%	9.0%	1.20

BHS Career: Alphabetical Listing of All Players' Pitching Statistics

Grad Yr	Yrs	Name	G	W	L	S	CG	SH	IP	BFP	H	2B	3B	HR	R	ER	SO	BB	HB	WP	BK	ERA	K%	BB%	WHIP
1998	1	Oviatt, Chip	13	4	2	0	2	0	55.2	250	62	7	0	2	29	20	47	20	1	3	1	2.51	18.8%	8.0%	1.47
1982	1	Oviatt, John	5	1	1	1	0	0	22.0	111	21	2	1	3	24	16	18	16	2	7	0	5.09	16.2%	14.4%	1.68
1982	1	Owen, Chris	1	0	0	0	0	0	1.0	7	2	0	0	0	3	3	1	2	0	3	0	21.00	14.3%	28.6%	4.00
2022	2	Pallan, Bruno	24	0	1	6			25.1	140	19			0	22	16	45	31	9	9	0	4.42	32.1%	22.1%	1.97
2016	2	Palomo, Levi	9	3	0	0	-	-	32.1	150	32	-	-	2	17	11	26	19	5	9	1	2.38	17.3%	12.7%	1.58
2002	1	Pantarella, Chris	1	0	0	0	0	0	0.2	4	1			0	0	0	0	0	0	1	0	0.00	0.0%	0.0%	1.49
2007	2	Parry, Billy	7	3	2	0	0	0	37.2	182	26	2	0	1	29	22	35	38	5	0	1	4.09	19.2%	20.9%	1.70
2001	2	Payton, Grant	26	9	7	3	3		81.0	385	90				59	37	63	36	3	7		3.20	16.4%	9.4%	1.56
1973	1	Pease, Scott	3	1	0	0	0	0	7.1	34	8	0	0	0	6	4	5	5	0	0	0	3.82	14.7%	14.7%	1.77
1972	2	Perry, Steve	23	16	4	0	9	2	122.0	466	79	0	0	0	44	30	136	51	9	8	1	1.72	29.2%	10.9%	1.07
2019	1	Peters, Andrew	1	0	0	0			0.2	6	0			0	3	2	1	4	0	2	0	20.90	16.7%	66.7%	5.97
2017	2	Peters, Brad	9	0	0	0	-	-	14.2	66	8	-	-	1	8	6	10	11	3	5	0	2.86	15.2%	16.7%	1.30
2015	3	Petersen, Jake	10	2	2	0	-	-	24.2	113	18	-	-		12	7	20	19	8	3	1	1.99	17.7%	16.8%	1.50
2021	1	Petersen, Rayth	11	0	2	2			16.2	75	14			0	10	6	19	9	2	1	0	2.52	25.3%	12.0%	1.38
2023	1	Pierga, Maksymilian	4	0	0	0			4.0	25	2			0	5	5	7	8	3	4	0	8.75	28.0%	32.0%	2.50
1992	1	Piersanti, Frank	2	0	0	0	0	0	4.2	31	11	1	0	0	6	4	2	2	1	2	0	6.00	6.5%	6.5%	2.78
2013	1	Pieterzak, Matt	7	3	0	0	-	-	27.1	123	33	-	-		16	13	14	8	1			3.33	11.4%	6.5%	1.50
2012	1	Pietrzak, Matt	8	2	0	0	-	-	12.2	63	14	-	-	0	11	10	12	6	3	1	0	5.52	19.0%	9.5%	1.58
2014	2	Pircher, Jack	4	0	0	0	-	-	2.2	14	3	-	-		3	2	2	3	0			5.24	14.3%	21.4%	2.25
1988	1	Plaskas, Brett	1	0	0	1	0	0	1.0	3	0	0	0	0	0	0	1	0	0	0	0	0.00	33.3%	0.0%	-
2020	1	Podlesnik, Johnny	3	1	0	0			6.0	24	4			0	2	1	9	3	0	0	0	1.17	37.5%	12.5%	1.17
2000	4	Pohlman, Dan	73	24	10	0	16	4	211.0	940	151	16	1	6	121	82	271	138	6	23	1	2.72	28.8%	14.7%	1.37
1972	2	Possehl, Bill	3	1	1	0	1	0	11.2	55	13	0	0	0	6	4	8	6	1	1	0	2.40	14.5%	10.9%	1.63
2014	2	Powell, Brad	14	0	0	1	-	-	25.3	120	28	-	-		15	12	17	14	2			3.23	14.2%	11.7%	1.62
1991	1	Radosh, Ryan	1	0	0	0	0	0	2.2	11	1	1	0	0	1	1	1	2	0	0	0	2.62	9.1%	18.2%	1.12
2001	1	Ramirez, Rogelio	11	6	1	0	2		31.0	144	28				17	13	25	11	1	2		2.94	17.4%	7.6%	1.26
1994	2	Rasmussen, Steve	17	8	3	0	3	1	70.2	325	64	13	0	5	47	32	76	39	4	11	0	3.17	23.4%	12.0%	1.46
2019	2	Raynor, Max	9	3	2	0			21.1	101	23			0	14	6	16	14	3	3	2	1.97	15.8%	13.9%	1.73
2019	1	Reaume, Andreas	13	0	0	2			16.0	75	14			0	11	10	30	11	3	3	2	4.38	40.0%	14.7%	1.56
2012	2	Redpath, Max	22	2	8	2	2	1	60.2	283	61			5	48	37	54	33	6	5	3	4.27	19.1%	11.7%	1.55
2015	1	Reith, Owen	7	0	0	0	-	-	7.2	42	13	-	-	2	11	5	7	3	0	0	0	4.56	16.7%	7.1%	2.09
1996	3	Rengel, Nick	28	10	7	0	6	1	108.2	496	104	11	2	5	72	41	111	49	11	12	1	2.64	22.4%	9.9%	1.41
2014	2	Riahi, Nima	9	0	3	0	-	-	14.3	74	16	-	-		12	11	12	12	0			5.13	16.2%	16.2%	1.87
1969	1	Rice, Bob	6	2	1	0	2	0	34.2	145	25	0	0	0	16	9	27	7	0	0	0	1.82	18.6%	4.8%	0.92

BHS Career: Alphabetical Listing of All Players' Pitching Statistics

Grad Yr	Yrs	Name	G	W	L	S	CG	SH	IP	BFP	H	2B	3B	HR	R	ER	SO	BB	HB	WP	BK	ERA	K%	BB%	WHIP
1999	1	Rische, Christian	3	0	0	0	0	0	6.0	27	5			0	6	5	3	4	0	1	0	5.83	11.1%	14.8%	1.50
2007	2	Rische, Clay	18	8	5	1	0	0	81.2	385	85	8	2	0	54	35	71	44	6	10	0	3.00	18.4%	11.4%	1.58
1988	2	Ritchie, Branden	9	3	2	0	0	0	28.0	155	31	9	1	0	35	26	23	37	1	4	1	6.50	14.8%	23.9%	2.43
1988	1	Rives, Steve	1	0	0	0	0	0	0.2	2	0	0	0	0	0	0	1	1	0	0	0	0.00	50.0%	50.0%	1.49
2015	1	Rochwick, Austin	5	0	1	0	-	-	6.1	43	13	-	-	0	13	13	1	9	3	1	1	14.38	2.3%	20.9%	3.48
2019	1	Rodriguez, Xavier	1	0	0	0			1.2	9	3			0	3	2	0	0	0	0	0	8.38	0.0%	0.0%	1.80
2010	2	Rogers, Chris	23	3	3	3	0	0	36.1	166	42			2	26	21	28	12	1	2	1	4.05	16.9%	7.2%	1.49
2012	2	Rogers, Jon	15	4	3	0	5	1	57.1	264	69			2	37	33	28	22	1	2	0	4.03	10.6%	8.3%	1.59
2017	2	Rosales, Juan	5	0	0	0	-	-	5.1	32	6	-	-	1	11	11	0	12	3	4	0	14.45	0.0%	37.5%	3.38
1991	1	Ross, Todd	10	3	1	0	0	0	13.2	65	15	0	0	0	8	5	8	7	0	2	0	2.56	12.3%	10.8%	1.61
2006	1	Rudnicki, Chris	0	0	0	0	0	0	-	0	0			0	0	0	0	0	0	0	0	0.00	0.0%	0.0%	-
2023	1	Ruff, Owen	2	0	0	0			1.1	11	3			0	3	3	4	3	1	1	1	15.79	36.4%	27.3%	4.51
1994	2	Rusotiesi, Sal	7	3	0	1	1	0	20.3	93	22	4	1	3	18	12	15	10	0	1	0	4.06	16.1%	10.8%	1.55
2008	2	Ryan, Nolan	20	4	11	0	0	0	93.0	417	73	7	0	0	64	34	112	53	5	0	0	2.56	26.9%	12.7%	1.35
1977	2	Ryckman, Kurt	16	7	3	0	3	0	76.1	336	83	0	0	0	34	25	66	24	1	6	0	2.29	19.6%	7.1%	1.40
2019	1	Sabatello, Sammy	10	4	2	0			24.0	119	16			3	19	10	16	18	8	2	2	2.92	13.4%	15.1%	1.42
1990	2	Sander, Matt	28	9	5	2	4	1	89.2	404	83	14	1	2	58	33	76	39	5	13	1	2.58	18.8%	9.7%	1.36
1990	1	Savacool, Scott	4	1	0	0	1	1	16.0	66	10	1	0	0	4	1	11	5	2	0	0	0.44	16.7%	7.6%	0.94
1998	3	Sayre, Jess	10	0	1	1	0	0	14.0	65	17	1	0	2	17	10	13	10	1	0	0	5.00	20.0%	15.4%	1.93
1993	4	Schmalz, Darin	40	17	10	6	16	5	185.1	778	145	26	3	5	82	56	189	56	8	17	1	2.12	24.3%	7.2%	1.08
1989	2	Schubbe, Chris	26	13	6	1	7	1	105.3	487	68	10	1	4	61	35	100	86	9	29	1	2.32	20.5%	17.7%	1.46
1981	1	Schuerg, Chris	3	0	0	0	0	0	1.2	9	2	0	0	0	3	3	1	2	0	0	0	12.57	11.1%	22.2%	2.40
2002	2	Schultz, Steve	21	2	2	2	1	0	36.2	184	51			2	43	29	24	21	2	4	1	5.54	13.0%	11.4%	1.96
1966	2	Schumaker, Don	22	6	4	0	7	0	141.1	527	56	0	0	0	46	30	140	40	4	7	3	1.49	26.6%	7.6%	0.68
1990	1	Schumaker, Jason	2	1	0	0	0	0	4.2	22	2	1	0	0	5	4	3	8	0	2	0	6.00	13.6%	36.4%	2.14
1978	2	Seaton, Joe	15	12	2	0	9	2	87.0	363	60	0	0	0	39	26	76	37	5	11	0	2.09	20.9%	10.2%	1.11
2018	1	Seibert, Devin	2	0	0	0	-	-	1.1	9	3	-	-	0	1	1	1	1	1	0	0	5.26	11.1%	11.1%	3.01
2002	3	Shanders, Mike	20	3	6	2	2	0	65.1	317	56			1	49	41	62	51	10	9	0	4.39	19.6%	16.1%	1.64
2012	1	Shattuck, JC	0	0	0	0	0	0	-	0	0			0	0	0	0	0	0	0	0	0.00	0.0%	0.0%	-
2015	1	Shechtman, Chad	5	2	2	0	-	-	12.2	74	23	-	-	1	19	16	12	12	2	0	1	8.84	16.2%	16.2%	2.76
2000	1	Sheehan, Nick	1	0	1	0	0		3.2	19	6				6	6	1	6				11.44	5.3%	31.6%	3.27
1976	2	Shellenback, Carl	23	13	6	0	13	1	121.0	521	93	0	0	0	61	39	116	66	4	5	0	2.26	22.3%	12.7%	1.31
1978	3	Shellenback, Eric	10	3	3	0	0	0	39.0	181	46	0	0	0	25	17	29	21	0	1	0	3.05	16.0%	11.6%	1.72
1975	2	Shellenback, Frank	2	0	1	0	0	0	2.0	11	1	0	0	0	4	3	2	4	0	0	0	10.50	18.2%	36.4%	2.50

BHS Career: Alphabetical Listing of All Players' Pitching Statistics

Grad Yr	Yrs	Name	G	W	L	S	CG	SH	IP	BFP	H	2B	3B	HR	R	ER	SO	BB	HB	WP	BK	ERA	K%	BB%	WHIP
2003	1	Shelton, Josh	2	2	0	0	0	0	2.0	10	3			0	1	1	0	2	0	1		3.50	0.0%	20.0%	2.50
2005	2	Sherlock, Will	10	3	1	0	0	1	22.1	100	11			0	11	7	19	13	3	2	0	2.19	19.0%	13.0%	1.07
1983	1	Short, Joe	1	0	1	0	0	0	5.0	29	5	0	0	0	6	3	3	4	1	0	0	4.20	10.3%	13.8%	1.80
1983	2	Shotkoski, Dave	26	9	4	10	8	2	94.1	412	66	11	3	3	42	24	125	55	2	17	1	1.78	30.3%	13.3%	1.28
1975	3	Simond, Rob	30	17	6	0	19	6	168.2	673	91	0	0	0	57	26	286	70	6	6	1	1.08	42.5%	10.4%	0.95
1977	2	Skorupa, Elliott	14	6	2	1	0	0	50.2	229	26	0	0	0	33	28	82	48	3	8	0	3.87	35.8%	21.0%	1.46
1982	2	Skorupa, Paul	16	4	5	1	2	1	64.0	262	33	9	0	5	53	27	84	53	5	12	0	2.95	32.1%	20.2%	1.34
1989	2	Slagle, Eric	23	8	3	2	5	2	82.0	394	65	9	0	1	66	47	107	71	5	12	0	4.01	27.2%	18.0%	1.66
1980	1	Slocum, Craig	3	2	0	0	0	0	7.2	40	8	0	0	0	7	5	6	8	0	4	0	4.56	15.0%	20.0%	2.09
1996	1	Smith, David	1	0	0	0	0	0	1.0	10	7	2	0	1	6	6	0	1	0	0	0	42.00	0.0%	10.0%	8.00
2004	1	Snelgrove, Elliott	1	0	0	0	0	0	2.0	11	1			1	4	4	0	2	0	2	0	14.00	0.0%	18.2%	1.50
1988	1	Sokulski, Doug	9	0	0	1	0	0	8.0	44	7	1	0	0	5	3	12	11	1	3	0	2.63	27.3%	25.0%	2.25
2023	1	Soske, Payton	5	1	1	0			6.1	30	3				3	2	5	6	3	0	0	2.21	16.7%	20.0%	1.42
2011	1	Stallone, Patrick	0	0	0	0	0	0	-	0	0			0	0	0	0	0	0	0	0	0.00	0.0%	0.0%	-
2014	2	Stefan, Richie	8	4	1	0	-	-	28.2	138	20	-	-		18	13	24	26	6			3.17	17.4%	18.8%	1.61
1994	2	Steinhoffer, Shane	7	1	1	2	0	0	14.1	71	20	7	0	1	19	14	9	5	3	3	2	6.84	12.7%	7.0%	1.74
2012	2	Stumpf, Jack	0	0	0	0	0	0	-	0	0			0	0	0	0	0	0	0	0	0.00	0.0%	0.0%	-
1991	1	Swaggerty, Chad	2	1	1	0	0	0	4.0	26	9	2	1	0	12	7	2	7	0	0	0	12.25	7.7%	26.9%	4.00
2016	1	Swanson, Blake	3	0	1	1	-	-	3.1	14	4	-	-	0	1	1	1	1	1	0	0	2.10	7.1%	7.1%	1.50
1998	1	Tapley, Mark	8	4	0	0	0	0	21.1	87	18	4	0	0	11	10	27	6	2	0	0	3.28	31.0%	6.9%	1.13
1999	1	Therault, Scott	1	0	0	0	0	0	2.1	10	3			0	0	0	1	1	0	1	0	0.00	10.0%	10.0%	1.72
1992	2	Thomas, Spencer	5	2	1	1	2	0	21.1	99	22	2	0	1	16	14	16	7	2	3	1	4.59	16.2%	7.1%	1.36
2022	2	Thompson, Harley	23	2	0	3			22.1	106	12			0	12	8	35	15	8	5	0	2.51	33.0%	14.2%	1.21
1980	3	Tichy, Paul	25	15	5	3	10	2	125.1	509	80	10	0	2	68	48	125	88	3	6	1	2.68	24.6%	17.3%	1.34
1992	2	Tinkham, Brad	11	2	2	0	0	0	36.1	186	36	7	0	2	37	23	34	34	4	2	1	4.43	18.3%	18.3%	1.93
1998	2	Tinkham, Brady	4	1	0	0	0	0	11.0	48	12	2	0	1	9	7	10	4	2	1	0	4.45	20.8%	8.3%	1.45
2016	1	Tinkoff, Ryan	2	1	0	0	-	-	2.2	14	2	-	-	0	0	0	1	3	1	0	0	0.00	7.1%	21.4%	1.87
1967	2	Tolpo, Vince	17	13	4	0	0	0	114.0	354	0	0	0	0	26	26	123	66	0	2	0	1.60	34.7%	18.6%	0.58
1984	2	Trautwein, Dave	20	11	7	1	9	1	104.1	475	90	11	1	6	63	39	109	48	4	17	3	2.62	22.9%	10.1%	1.32
1980	2	Trautwein, John	21	13	5	2	11	1	110.0	476	111	24	3	3	52	42	82	54	5	4	2	2.67	17.2%	11.3%	1.50
2014	3	Trautwein, Wyatt	24	14	5	0	-	-	120.1	553	96	-	-		96	66	113	78	27	7		3.84	20.4%	14.1%	1.45
1979	2	Traylor, Hunter	12	4	1	1	1	0	66.1	307	46	3	0	1	36	31	57	60	2	9	0	3.27	18.6%	19.5%	1.60
1981	2	Trenning, Jeff	18	9	6	1	12	0	99.1	377	79	11	0	0	39	18	99	33	4	3	3	1.27	26.3%	8.8%	1.13
1991	1	Tulko, Bill	3	0	0	0	0	0	4.0	27	11	2	0	1	9	8	6	4	0	0	0	14.00	22.2%	14.8%	3.75

BHS Career: Alphabetical Listing of All Players' Pitching Statistics

Grad Yr	Yrs	Name	G	W	L	S	CG	SH	IP	BFP	H	2B	3B	HR	R	ER	SO	BB	HB	WP	BK	ERA	K%	BB%	WHIP
2010	2	Tureck, Tyler	21	6	3	1	4	2	78.1	358	81			3	51	41	55	42	1	8	0	3.66	15.4%	11.7%	1.57
2009	3	Unak, Tom	28	10	9	0	5	0	112.0	518	140	0	0	7	90	60	95	25	11	3	1	3.75	18.3%	4.8%	1.47
2021	1	Vojack, Matt	8	7	0	0			37.2	168	38			0	15	6	48	9	5	1	1	1.11	28.6%	5.4%	1.25
2008	1	Voltz, Jeremy	1	0	0	0	0	0	1.0	6	1			0	1	1	1	3	0	0	0	7.00	16.7%	50.0%	4.00
2003	1	Wagner, Greg	7	1	0	0	0	0	9.2	41	8			0	2	2	8	5	1	0		1.45	19.5%	12.2%	1.34
2012	2	Waliczek, Frank	23	6	10	2	6	1	105.0	474	101			5	80	61	122	52	9	11	0	4.07	25.7%	11.0%	1.46
1987	1	Wambach, James	9	4	2	0	3	1	44.0	191	38	5	0	0	22	12	54	19	1	0	0	1.91	28.3%	9.9%	1.30
2011	2	Ward, Taylor	11	2	8	0	2	1	43.0	229	71			6	53	43	26	20	3	8	0	7.00	11.4%	8.7%	2.12
2014	2	Weber, Cole	10	1	0	0	-	-	15.2	65	10	-	-		12	6	12	4	3			2.68	18.5%	6.2%	0.89
2011	2	Weisshappel, Mike	13	2	4	0	1	0	42.2	207	42			1	36	31	42	31	8	6	1	5.09	20.3%	15.0%	1.71
1973	1	West, Keith	7	3	1	0	0	0	24.0	117	23	0	0	0	17	12	28	20	2	1	0	3.50	23.9%	17.1%	1.79
1992	1	Williams, Lee	4	1	1	0	0	0	11.1	57	14	3	0	0	12	8	7	5	0	0	0	4.94	12.3%	8.8%	1.68
1987	3	Wilson, Dan	44	31	3	5	23	7	215.2	894	138	20	2	7	85	54	276	87	14	17	1	1.75	30.9%	9.7%	1.04
1982	2	Yaney, Joe	18	9	3	1	2	0	59.0	284	59	11	2	6	48	32	56	45	1	8	1	3.80	19.7%	15.8%	1.76
2017	3	Yorton, Will	13	4	1	1			36.1	171	34			0	19	15	46	25	3	7	0	2.89	26.9%	14.6%	1.62
2022	2	Zakson, Avery	2	0	0	0			1.2	11	1			0	3	0	1	3	0	1	0	0.00	9.1%	27.3%	2.40
2002	1	Zama, Troy	0	0	0	0	0	0	-	0	0			0	0	0	0	0	0	0	0	0.00	0.0%	0.0%	-
2008	2	Zeisloft, Russ	5	1	0	1	0	0	13.2	67	14	1	0	0	11	6	9	9	1	0	0	3.07	13.4%	13.4%	1.68
2000	2	Zuniga, Darrell	17	4	5	1	3	1	43.0	204	41			1	38	28	26	19	1	1	0	4.56	12.7%	9.3%	1.40
2016	3	Zyzda, Jake	35	15	10	1	-	-	145.1	633	130	-	-	3	74	50	117	56	31	13	1	2.41	18.5%	8.8%	1.28

Barrington's Babe Ruth Club
Honoring Excellence in Both Pitching and Hitting
Must Exceed The Babe's Career Statistics in 1 of 2 Pitching Categories and 3 of 4 Hitting Categories
Minimum 50 Innings Pitched and 130 At Bats



Babe Ruth Career Statistics

Batting Average :	.342
On-base Percentage:	.474
Slugging Percentage:	.690
On-base + Slugging (OPS):	1.164
Earned Run Average:	2.28
Walks & Hits per Inning (WHIP):	1.66

Keith Noreen (Class of 1986)

Years on Varsity:	3
Batting Average :	.440
On-base Percentage:	.518
Slugging Percentage:	.868
On-base + Slugging (OPS):	1.386
Earned Run Average:	2.01
Walks & Hits per Inning (WHIP):	1.32

Dan Wilson (Class of 1987)

Years on Varsity:	4
Batting Average :	.414
On-base Percentage:	.478
Slugging Percentage:	.739
On-base + Slugging (OPS):	1.208
Earned Run Average:	1.75
Walks & Hits per Inning (WHIP):	1.04

John Austin (Class of 1998)

Years on Varsity:	3
Batting Average :	.420
On-base Percentage:	.485
Slugging Percentage:	.835
On-base + Slugging (OPS):	1.320
Earned Run Average:	1.92
Walks & Hits per Inning (WHIP):	1.05

Dan Pohlman (Class of 2000)

Years on Varsity:	4
Batting Average :	.436
On-base Percentage:	.532
Slugging Percentage:	.849
On-base + Slugging (OPS):	1.381
Earned Run Average:	2.72
Walks & Hits per Inning (WHIP):	1.57

Listing of All Barrington Baseball Players by Year of Graduation

Grad Yr	Yrs	NAME	Grad Yr	Yrs	NAME
1965	1	Nelson, Len	1971	1	Atamian, Tom
1965	1	Wessel, Wally	1971	2	Bond, Clayton
			1971	1	Bosworth, Joe
1966	1	Altenberg, Larry	1971	2	Bradley, Gary
1966	1	Brown, Greg	1971	1	Chalk, Dave
1966	2	Cavender, Jim	1971	2	Harrell, Bob
1966	1	Cowell, Jack	1971	2	Heyse, Bob
1966	1	Dickey, Bill	1971	2	Heyse, Don
1966	1	Robey, Rich	1971	2	Holke, Bill
1966	2	Schumaker, Don	1971	1	Holman, Ron
1966	2	Smith, Rob	1971	2	Mata, Jonas
1966	1	Wall, Mike	1971	2	Reed, Glenn
			1971	2	Roesslein, Mike
			1971	2	Rusch, Scott
1967	2	Cowell, Ron			
1967	1	English, John			
1967	2	Pohlman, Bud	1972	2	Baade, Steve
1967	2	Tolpo, Vince	1972	1	Ballard, Ben
1967	1	Trebing, Chuck	1972	1	Carnahan, Mike
1967	2	Welch, Ted	1972	1	Clawson, Dave
			1972	1	D'Ambra, Frank
1969	1	Allen, Don	1972	1	Griffing, Scott
1969	1	Bauer, Wayne	1972	2	Koenen, John
1969	1	Dineen, Tom	1972	1	Lindskoog, Jeff
1969	1	Glantz, Dave	1972	2	Lyman, Greg
1969	1	Harris, George	1972	2	Moldermaker, Jim
1969	2	Mackey, Bob	1972	2	Perry, Steve
1969	1	Mata, Domingo	1972	2	Possehl, Bill
1969	1	Olson, Dave	1972	2	Schwartzberg, Mike
1969	1	Rice, Bob	1972	2	Tolledo, Ernie
1969	1	Robertson, Clyde	1972	2	Walliser, Carl
1969	1	Sass, Chuck			
1969	1	Shade, Gary	1973	1	Alms, Dan
1969	1	Weigold, Art	1973	1	Burke, Paul
1969	1	Wendt, Gary	1973	2	Carter, Scott
1969	1	Williams, Joe	1973	2	Cole, Bob
			1973	2	Eldridge, Rob
1970	2	Clawson, Steve	1973	2	Feit, Mike
1970	2	Corson, Scott	1973	2	Hoffman, Dave
1970	2	Dowling, Geoff	1973	2	Jarrett, Bill
1970	2	Duhaime, Mike	1973	2	Martens, Dean
1970	1	Hartwig, Bill	1973	2	Nash, Rick
1970	1	Heineman, Mark	1973	1	Pease, Scott
1970	2	Holman, Ken	1973	1	Tasch, Ray
1970	1	Hutchinson, Bob	1973	1	West, Keith
1970	2	Jansen, Randy	1973	1	Williams, Marty
1970	2	Jarrard, Clisby	1973	2	Zarosi, Jeff
1970	2	Pohlman, Steve			
1970	2	Wyborny, Grant			

Listing of All Barrington Baseball Players by Year of Graduation

Grad Yr	Yrs	NAME	Grad Yr	Yrs	NAME
1974	2	Adams, Steve	1978	2	Ahlgrim, Jon
1974	2	Bennett, Dean	1978	2	Bock, Brian
1974	2	Blanchard, Steve	1978	2	Bruce, Robert
1974	2	Bock, Eric	1978	1	Eichstaedt, Carl
1974	2	Donovan, Kevin	1978	1	Gilleland, Scott
1974	2	Fencik, Scott	1978	1	Kopf, Rick
1974	2	Lutz, Brad	1978	2	Lombardo, John
1974	1	Menendez, Rolf	1978	2	Mencke, Bob
1974	2	Moldermaker, Don	1978	2	Miller, Kirk
1974	2	Rife, Tim	1978	2	Noreen, Kevin
1974	1	Semcken, Harry	1978	2	Peterson, Steve
1974	1	Shaw, Neil	1978	2	Proska, Bill
1974	2	Walsh, Charlie	1978	2	Seaton, Joe
			1978	3	Shellenback, Eric
1975	2	Baratta, Steve	1978	1	Skogh, Bill
1975	2	Bock, John	1978	2	Talashak, Tom
1975	2	Bosworth, Steve	1978	2	Tasch, Chuck
1975	2	Chuboff, Dave			
1975	2	Horcher, Don	1979	1	Bradshaw, Vince
1975	2	Meeks, Rusty	1979	2	Forster, Bill
1975	2	Moore, Harry	1979	1	Hugo, Bill
1975	1	Pinckley, Steve	1979	2	Joyce, Mike
1975	2	Proska, Mike	1979	1	McLamore, Scott
1975	3	Shellenback, Frank	1979	2	Noreen, Ken
1975	3	Simond, Rob	1979	2	Stephenson, Scott
			1979	2	Traylor, Hunter
1976	2	Bottom, Steve			
1976	1	Cannon, Zeke	1980	1	Bartels, Jim
1976	2	Feit, John	1980	1	Brown, Kurt
1976	2	George, Leo	1980	1	Cook, Don
1976	2	Hartwig, Greg	1980	2	Dunn, Chuck
1976	1	Jensen, Bruce	1980	2	Kelsch, Joe
1976	1	Madding, Tom	1980	1	Lolli, Fran
1976	2	Nowicke, Roger	1980	2	Millay, Tim
1976	2	Schwartzberg, Jim	1980	1	Miller, Brian
1976	2	Shellenback, Carl	1980	2	Noreen, Kris
1976	2	VanRoyan, Scott	1980	1	Pate, Don
			1980	2	Pfiever, Dan
1977	1	Amis, Bryan	1980	2	Skoczylas, Jeff
1977	2	Grant, Randy	1980	1	Slocum, Craig
1977	2	Hewes, Dave	1980	1	Stayart, Todd
1977	2	Jakus, Steve	1980	3	Tichy, Paul
1977	2	Kiefer, Mike	1980	2	Trautwein, John
1977	2	Koch, Steve			
1977	2	Mitchell, Clay			
1977	2	Mogle, Tom			
1977	2	Norton, Tom			
1977	2	Ryckman, Kurt			
1977	2	Skorupa, Elliott			
1977	2	Stewart, Jay			

Listing of All Barrington Baseball Players by Year of Graduation

Grad Yr	Yrs	NAME	Grad Yr	Yrs	NAME
1981	3	Amato, Don	1984	2	Barth, Tyler
1981	1	Bogdanske, John	1984	1	Borghans, Dries
1981	2	Cecola, Robin	1984	2	Borghans, Dries
1981	2	Fredericks, Don	1984	2	Eckl, Bob
1981	2	Goebbert, Lloyd	1984	2	Evanger, Jim
1981	2	Hale, Dan	1984	1	Evarrs, Dan
1981	2	Larsen, Paul	1984	1	Geisler, Doug
1981	1	Lerum, Dean	1984	1	Gessert, Jon
1981	1	Michaelotti, Carl	1984	1	Giesler, Doug
1981	2	Owen, Chip	1984	2	Huntington, Greg
1981	2	Schuerg, Chris	1984	2	Johnson, Jim
1981	2	Skogh, Pete	1984	1	Jones, Dan
1981	2	Trenning, Jeff	1984	2	Koch, David
			1984	1	Matthias, Tom
1982	1	Bennett, Mike	1984	1	Schultz, Rob
1982	1	Bergin, Mike	1984	2	Smith, Doug
1982	2	Blue, Scott	1984	2	Swenson, Scott
1982	2	Boyd, Tom	1984	2	Tilles, Steve
1982	1	Brandt, Bill	1984	2	Trautwein, Dave
1982	2	Condill, Jeff	1984	2	Zuchristian, Scott
1982	2	Duval, Jerry			
1982	1	Fredericks, John	1985	2	Abernethy, Tom
1982	2	Jones, Kevin	1985	3	Bauser, John
1982	2	Kosty, Mike	1985	3	Cummings, Chris
1982	1	Orgler, Joe	1985	2	Koski, Doug
1982	1	Oviatt, John	1985	2	McGregor, Tim
1982	2	Owen, Chris	1985	2	Morgan, Dave
1982	1	Ruer, Bob	1985	1	Pelletiere, Doug
1982	2	Skorupa, Paul	1985	2	Pena, Carlos
1982	2	Timlin, Dan	1985	2	Rohn, Eric
1982	1	Wolfe, Phil	1985	1	Tilly, Greg
1982	2	Yaney, Joe	1985	2	Tronolone, Carmine
1983	2	Breback, Greg	1986	2	Barry, Dave
1983	1	Dehnert, Jeff	1986	2	Beaubien, Bob
1983	1	Goodman, Tony	1986	1	Bjors, Hans
1983	2	Hopkins, Derek	1986	1	Blanke, John
1983	2	Muiznieks, Karlis	1986	1	Briglio, Jim
1983	2	Porter, Stu	1986	1	Cox, Ben
1983	2	Short, Joe	1986	2	Faith, Peter
1983	2	Shotkoski, Dave	1986	2	Halborg, Craig
1983	2	Skaggs, Tim	1986	1	Heine, Jim
1983	1	Tiempe, Craig	1986	1	Holtz, Bill
1983	2	Wilson, Matt	1986	2	Lageschulte, Kurt
			1986	2	Levin, Mark
			1986	2	Martin, Todd
			1986	3	Noreen, Keith
			1986	1	Sloate, Tim
			1986	2	Sparesus, Brad
			1986	2	Willis, Jerry
			1986	1	Zick, Craig

Listing of All Barrington Baseball Players by Year of Graduation

Grad Yr	Yrs	NAME	Grad Yr	Yrs	NAME
1987	2	Barnhart, Brad	1990	2	Birmingham, Matt
1987	3	Bradley, Mike	1990	2	Blue, Matt
1987	2	Brauch, Marty	1990	2	Contreras, Jamie
1987	1	Hopkins, Scott	1990	1	Etters, Travis
1987	2	Hynds, Brian	1990	2	Henderson, Craig
1987	1	Janke, Mike	1990	2	Kraus, Matt
1987	1	Marczyk, Rob	1990	1	Pollack, Wally
1987	1	Molloy, Mike	1990	1	Robbins, Tim
1987	2	Raymond, Doug	1990	2	Sander, Matt
1987	1	Ritter, Drew	1990	2	Savacool, Scott
1987	2	Wambach, James	1990	2	Saveley, Chad
1987	4	Wilson, Dan	1990	1	Schmidt, Eric
			1990	3	Schumaker, Jason
			1990	1	Slusser, Shaun
1988	2	Acerra, Marc			
1988	2	Anderson, Dave			
1988	2	Bradley, Byron	1991	2	Anderson, Doug
1988	2	Coll, Brian	1991	3	Armetta, Jason
1988	1	Fencik, Chris	1991	3	Boka, Ben
1988	2	Huddlestun, Jason	1991	2	Ciaglia, Marc
1988	2	Huddlestun, Todd	1991	2	Glendinning, Brent
1988	3	Mensik, Tony	1991	2	Huddlestun, Ryan
1988	2	Plaskas, Brett	1991	2	Kruse, John
1988	1	Pratz, Wade	1991	1	Marginson, Mike
1988	2	Ritchie, Branden	1991	2	Mueller, Jon
1988	2	Rodsky, Steve	1991	2	Nakaguchi, Jeff
1988	3	Sobocienski, Adam	1991	1	Peterson, Chris
1988	2	Sokulski, Doug	1991	2	Ross, Todd
			1991	2	Swaggerty, Chad
1989	1	Abrahamson, Eric	1991	1	Tulko, Bill
1989	1	Ard, Robert	1991	2	Wagner, Mike
1989	2	Baratta, Jon			
1989	1	Boersma, Andrew	1992	1	Carbanarra, Joe
1989	1	Faith, Matt	1992	1	Francour, Eric
1989	2	Fitzgerald, Bryan	1992	2	Galyon, Matt
1989	2	Jefferson, Gary	1992	2	George, Jamey
1989	2	Kane, Mike	1992	1	Griffith, Joel
1989	2	Merritt, Steve	1992	2	Hurzeler, Jim
1989	2	Minchk, Kevin	1992	2	Kristof, Tom
1989	1	Morgan, Doug	1992	1	McLaughlin, Jim
1989	1	Phillips, Vince	1992	1	Piersanti, Frank
1989	2	Raymond, Joe	1992	3	Pollack, Brian
1989	2	Rives, Steve	1992	2	Post, Mark
1989	2	Schubbe, Chris	1992	2	Radosh, Ryan
1989	2	Slagle, Eric	1992	2	Soske, Ed
1989	1	Sloan, Joe	1992	2	Thomas, Spencer
1989	3	Thompson, Chris	1992	2	Tinkham, Brad
1989	2	Zuchristian, Brad	1992	1	Williams, Lee
			1992	1	Wisneski, Craig

Listing of All Barrington Baseball Players by Year of Graduation

Grad Yr	Yrs	NAME	Grad Yr	Yrs	NAME
1993	2	Bederske, Brian	1996	2	Alley, Eric
1993	2	Ciaglia, Craig	1996	1	Bern, Chad
1993	3	Dioguardi, Jamie	1996	2	Bolich, Steve
1993	2	Doty, Zack	1996	2	Brawley, Mike
1993	3	Engle, Jeremy	1996	1	Bryniczka, Adam
1993	2	Mayland, Chris	1996	3	Feit, Mike Jr.
1993	1	Peterson, Matt	1996	1	Hartwig, Andy
1993	1	Quinn, Brian	1996	2	Hauser, Eric
1993	4	Schmalz, Darin	1996	2	Johnson, Rob
1993	1	Sokolowski, Matt	1996	2	Kristof, Ryan
1993	1	Vanni, Rob	1996	1	Kristoff, Ryan
1993	2	Welch, Will	1996	2	Krug, Ryan
			1996	1	Lindberg, Mike
1994	2	Archibald, Ryan	1996	2	McNichols, Sean
1994	1	Baughman, Kevin	1996	1	Moore, Jim
1994	4	Contreras, Oscar	1996	2	Olson, Brian
1994	2	Costello, John	1996	1	Phillips, Ryan
1994	2	Daichendt, Jim	1996	3	Rengel, Nick
1994	1	James, Tony	1996	2	Smith, David
1994	2	Jensen, Patrick	1996	1	Smith, Jeff
1994	2	Rasmussen, Steve	1996	2	Strother, Scott
1994	2	Rusotiesi, Sal			
1994	1	Schumaker, Hunter	1997	2	Allendorph, George
1994	3	Schumaker, Ryan	1997	2	Apiecioneck, Luke
1994	2	Sislow, Mike	1997	1	Boersma, Andy
1994	2	Smith, Todd	1997	2	Faber, Brian
1994	2	Steinhoffer, Shane	1997	1	Lee, Andrew
			1997	2	Moreno, Dimas
1995	2	Anderson, Jon	1997	2	Oliva, Matt
1995	3	Bey, Billy	1997	1	Porsche, Mark
1995	2	Brauch, Robert	1997	2	Shemmer, Matt
1995	1	Culver, Trent	1997	2	Tommaso, Tim
1995	2	Dato, David			
1995	2	Dreher, Brad	1998	3	Austin, John
1995	2	Findley, Jim	1998	1	Bell, Justin
1995	2	Franzese, Nick	1998	2	Bragiel, Dan
1995	3	Johnson, Jermaine	1998	2	Erker, Paul
1995	2	Mayer, Tom	1998	2	Flubacker, Kyle
1995	2	McQueen, Kevin	1998	2	Freese, Brian
1995	3	Saveley, Ken	1998	1	LaMotte, Zachary
			1998	1	Lee, Andy
			1998	2	Mack, Bob
			1998	1	Mack, Robert
			1998	2	Mercer, Matt
			1998	3	Mergott, Jason
			1998	2	Nelson, David
			1998	2	Oviatt, Chip
			1998	3	Sayre, Jess
			1998	2	Tapley, Mark
			1998	2	Tinkham, Brady

Listing of All Barrington Baseball Players by Year of Graduation

Grad Yr	Yrs	NAME	Grad Yr	Yrs	NAME
1999	2	Butitta, Dom	2002	3	Broughton, Nick
1999	1	Danneger, Craig	2002	1	Curto, Steve
1999	3	Ermilio, Rocky	2002	2	Feit, Jake
1999	3	Favia, Frank	2002	4	Franzese, Jon
1999	1	Giovannelli, Jeff	2002	2	Krull, Ken
1999	1	Heath, Michael	2002	3	Lindberg, Chris
1999	2	Jarrard, Clisby Jr.	2002	2	McDonnell, Scott
1999	2	Leng, Carl	2002	1	Mickey, Evan
1999	2	Mickey, David	2002	1	O'Malley, Eric
1999	2	Nottke, C J	2002	1	Pantanella, Chris
1999	1	Pollack, Chris	2002	2	Pierce, Jason
1999	1	Ramirez, Felix	2002	1	Schneider, John
1999	2	Rische Christian	2002	2	Schultz, Steve
1999	2	Sansone, Jeff	2002	3	Shanders, Mike
1999	1	Shelton, Tim			
1999	2	Therault, Scott	2003	3	Bucalo, Dustin
1999	1	Watts, Brandon	2003	2	Bucalo, Dustin
			2003	3	Burns, Nick
2000	2	Apiecioneck, Matt	2003	1	Gockenbach, Charlie
2000	1	Banks, Ryan	2003	2	Grimm, Bobby
2000	1	Camacho, Edgar	2003	1	Gruber, Marty
2000	1	Ciupke, Chris	2003	1	Johnson, Andrew
2000	2	Hilliard, Jonathan	2003	2	Rodgers, Kyle
2000	2	Houder, Ryan	2003	1	Romozzi, Gino
2000	2	Kerns, Andrew	2003	2	Santiago, Josh
2000	2	McBrearty, Pat	2003	2	Schneider, Mike
2000	4	Pohlman, Dan	2003	1	Shelton, Josh
2000	1	Ritter, Aaron	2003	2	Sowa, Mike
2000	2	Sheehan, Nick	2003	1	Wagner, Greg
2000	2	Zuniga, Darrell	2003	2	Zama, Troy
2001	2	Bern, Collier	2004	3	Broughton, Gabe
2001	1	Bern, Tyler	2004	2	Combs, Marty
2001	3	Bongiovanni, Vince	2004	3	Gibson, Nate
2001	2	Capinegro, Anthony	2004	3	Jensen, Tim
2001	2	Chapman, Mike	2004	2	Judson, Tim
2001	3	Contreras, Mike	2004	2	McGuire, Mike
2001	1	Coppola, Ryan	2004	2	O'Connell, Drew
2001	2	Del Olmo, Rick	2004	2	O'Hara, Joe
2001	2	Friedman, Aaron	2004	2	Over, Matt
2001	2	Jaynes, Mike	2004	2	Redpath, Chris
2001	1	Kenny, Brian	2004	3	Salzenstein, Collin
2001	2	Lawrence, Scott	2004	1	Snelgrove, Elliott
2001	2	Payton, Grant			
2001	2	Ramirez, Rogelio			
2001	1	Shaeffer, Bill			

Listing of All Barrington Baseball Players by Year of Graduation

Grad Yr	Yrs	NAME	Grad Yr	Yrs	NAME
2005	2	Brignola, Bobby	2008	1	Alvarado, Emmanuel
2005	2	Creswell, Jeff	2008	3	Conroy, Tim
2005	2	DiMonte, Tony	2008	1	Conroy, Tim
2005	2	Logue, Sean	2008	1	Ehmen, Ryan
2005	3	Maropis, Derek	2008	2	Golek, Jack
2005	2	Marshall, Eric	2008	2	Grabowski, Bryan
2005	2	McBee, Kevin	2008	3	Hirsch, Dave
2005	2	Murray, Ryan	2008	2	Janezic, Steve
2005	1	Sandoval, Javier	2008	1	Jenkins, Connor
2005	1	Schild, Colin	2008	2	McDonnell, Danny
2005	2	Sherlock, Will	2008	2	Minner, Mark
2005	1	Twite, Brandon	2008	2	Ryan, Nolan
			2008	1	Sheetz, Joe
2006	2	Barnowski, Ross	2008	1	Voltz, Jeremy
2006	2	Barsamian, Barrett	2008	2	Zeisloft, Russ
2006	2	Batz, Jayson			
2006	2	Chapman, Billy	2009	1	Brewer, Jack
2006	2	Coons, Adam	2009	3	Day, John
2006	2	Gilly, Erik	2009	1	Day, John
2006	2	Kazmier, Keith	2009	2	Handler, Gus
2006	2	Keiser, Lucas	2009	2	Holke, Chris
2006	1	Korcal, Ryan	2009	1	Monie, Stephen
2006	2	McDonnell, Tommy	2009	2	Oakley, Tim
2006	2	McKillen, Patrick	2009	2	Sullivan, Bryant
2006	1	O'Connell, Brendan	2009	1	Troy, Paul
			2009	3	Unak, Tom
2007	2	Bieniek, Bob	2009	2	Weisshappel, Stephen
2007	3	Hall, Dain			
2007	2	Imielski, Matt	2010	1	Batliner, Pete
2007	1	Kerns, Peter	2010	3	Brignola, Anthony
2007	2	Lidge, Mike	2010	4	Buchholz, Sean
2007	2	Odell, Lee	2010	2	Colon, Pete
2007	2	Parry, Billy	2010	2	Cook, Jim
2007	2	Rische, Clay	2010	2	Foderaro, Derrick
2007	2	Rudnicki, Chris	2010	1	Gockenback, Jim
2007	3	Schell, Teddy	2010	1	LeCompte, Ben
2007	1	Shelton, Derek	2010	2	Lundmark, Jackson
2007	2	Stopka, Steve	2010	3	McDonnell, Robby
			2010	2	Rathman, Paul
			2010	2	Rogers, Chris
			2010	2	Tureck, Tyler

Listing of All Barrington Baseball Players by Year of Graduation

Grad Yr	Yrs	NAME	Grad Yr	Yrs	NAME
2011	3	Alfonso, Ricky	2014	2	Battle, Brendan
2011	2	Beath, Doug	2014	2	Caminiti, Nick
2011	2	Broughton, Jake	2014	2	Covek, Jack
2011	1	Estanislao, Alej	2014	2	Kubiuk, Daniel
2011	1	Estanislao, Alejandro	2014	2	Lenz, Jack
2011	2	Fitzpatrick, Kyle	2014	2	Lombardi, Anthony
2011	2	Gallagher, Devin	2014	2	Pircher, Jack
2011	2	Gerrard, Greg	2014	2	Powell, Brad
2011	2	Kurcab, Jack	2014	2	Quade, Nathan
2011	2	Locascio, Dan	2014	2	Riahi, Nima
2011	2	Maude, Mike	2014	2	Sciaccotta, Joey
2011	2	O'Connell, John	2014	2	Sincox, Reed
2011	3	Scheffler, Jack	2014	2	Stefan, Richie
2011	1	Stallone, Patrick	2014	2	Trautwein, Wyatt
2011	2	Ward, Taylor	2014	2	Weber, Cole
2011	2	Weisshappel, Mike	2014	2	Yorton, Shane
2012	2	Cunniff, Drew	2015	3	Coon, Jake
2012	2	Foley, Aaron	2015	2	Delaurentis, Anthony
2012	2	Gitelis, Justin	2015	2	Dodge, Casey
2012	2	Grabowski, Charles	2015	2	Harvey, Jack
2012	2	MacCartney, Connor	2015	2	Johnson, Luke
2012	1	Pietrzak, Matt	2015	2	Marion, Nick
2012	3	Redpath, Max	2015	2	Meier, Dane
2012	2	Rogers, Jon	2015	2	Miller, Greg
2012	2	Shattuck, John	2015	3	Petersen, Jake
2012	2	Stumpf, Jack	2015	3	Pfeiffer, Mitch
2012	2	Waliczek, Frank	2015	2	Reith, Owen
2013	2	Balogh, Dylan	2015	2	Rochwich, Austin
2013	1	Caminiti, Nick	2015	2	Shechtman, Chad
2013	3	Coco, Chris	2015	2	Stopka, Andrew
2013	2	Dowdy, Eric	2015	2	Trojan, Kyle
2013	2	Dragosz, Justin	2016	2	Balogh, Zack
2013	2	Hillestad, Bennett	2016	2	Budzak, Brett
2013	2	Lidge, Dylan	2016	2	Chapman, Jacob
2013	2	Lidge, Ryan	2016	2	Day, Jimmy
2013	2	Mesa, Romaus	2016	2	Dehnert, Patrick
2013	2	Nelson, Scott	2016	2	Harley, James
2013	1	Pieterzak, Matt	2016	2	Kozar, Matt
2013	3	Poidomani, Macray	2016	2	Michaels, Tristan
			2016	2	O'Keefe, Connor
			2016	2	Palomo, Levi
			2016	2	Starvel, Colin
			2016	2	Swanson, Blake
			2016	1	Tinkoff, Ryan
			2016	3	Zyzda, Jake

Listing of All Barrington Baseball Players by Year of Graduation

Grad Yr	Yrs	NAME	Grad Yr	Yrs	NAME
2017	2	Aievoli, Ricky	2020	1	Armstrong, Sterling
2017	1	Baer, Max	2020	3	Christoffer, A.J.
2017	1	Chen, Hsyyuan (Jeremy)	2020	2	Fitzpatrick, Tommy
2017	2	Davis, Sean	2020	2	Gardner, Johnny
2017	2	Gardner, Nick	2020	2	Gazda, Nate
2017	2	Gosswein, Blake	2020	1	Gurgul, Ryan
2017	3	Gosswein, Brooks	2020	3	Holler, Nate
2017	3	Korus, Jeff	2020	2	Kanak, Ricky
2017	2	Kozlowski, Eric	2020	1	Kane, Brandon
2017	3	Loutos, Ryan	2020	2	Koehler, Will
2017	2	Peters, Brad	2020	2	Kozlowski, Luke
2017	2	Rosales, Juan	2020	2	Kraus, Hayden
2017	2	Rose, Alex	2020	2	Loutos, Nicholas
2017	1	Sparesus, Jack	2020	2	Nehf, Nicholas
2017	2	Trojan, Tyler	2020	3	Nery, Adrian
2017	2	Walker, Justin	2020	2	Nowicki, R.J.
2017	3	Yorton, Will	2020	2	Oetinger, Dominic
			2020	2	Pecora, Johnny
2018	3	Acosta, Tyler	2020	2	Podlesnik, Johnny
2018	2	Bogaerts, Nick	2020	2	Smith, Nolan
2018	2	Coble, Brad			
2018	2	Ensign, Daniel	2021	1	Bhogaraju, Sanjiv
2018	2	Fakhoury, Rami	2021	1	Jenkins, Ryan
2018	2	Gagne, Johnny	2021	1	Kennicott, Harrison
2018	2	Horcher, Jake	2021	1	Koehler, Ryan
2018	2	Marion, Logan	2021	1	Maurer, Matt
2018	2	Medina, Jackson	2021	1	Oberholtzer, Seth
2018	2	Meyer, Jake	2021	1	Vojack, Matt
2018	2	Mitchell, David			
2018	2	Owsley, Mikey	2022	2	Anderson, Ryan
2018	2	Zavoli, Michael	2022	2	Dern, Brady
			2022	2	Eisenbarth, Logan
2019	2	Ackard, Jake	2022	2	Ensign, James
2019	2	Boyajian, Matt	2022	2	Hoffman, Danny
2019	4	Elliott, Clark	2022	1	Hutchinson, Peter
2019	2	Hoelter, Patrick	2022	2	Jno-Baptiste, Evan
2019	2	Miyake, Ethan	2022	2	Kanak, Jackson
2019	2	Peters, Andrew	2022	2	Kohanzo, Jake
2019	2	Raynor, Max	2022	1	Krause, Henry
2019	1	Reaume, Andreas	2022	2	Maestranzi, Peter
2019	2	Rodriguez, Xavier	2022	2	Pallan, Bruno
2019	2	Sabatello, Sammy	2022	1	Patel, Aarnav
2019	2	Seagrist, John	2022	2	Rasmussen, Mason
2019	1	Sesin, Tommy	2022	2	Schnaubelt, Kurt
2019	2	Young, Scotty	2022	2	Swarbrick, J.D.
			2022	2	Tepas, Gavin
			2022	2	Thompson, Harley
			2022	2	Yaney, Ben
			2022	2	Zakson, Avery

Barrington High School Baseball History

The earliest records of Barrington High School Baseball begin in 1953 with Jack Kinder as the head coach. The 1953 squad had a 7-3 conference record. In 1954, Bob Madding led the squad to a 2-3 conference record. Coach Madding was the high school athletic director and coached basketball for many years.

Bob Murphy coached from 1955-1957 maintaining a 10-18-1 conference record. Dave Gehler led the squad in 1958 with a 12-8 record. Then Bill Graham, who became the head football coach, led the program from 1959-1964. The record was 57-58-1 during that time. Then Don Bock who played at the University of Iowa in college with Coach Kirby Smith had a three year tenure from 1965-1967 with a record of 37-27-1. Many of Coach Bock's players describe him as an excellent coach with a focus on fundamentals.

Next, Coach Joe Plaskas, who pitched at Northern Illinois University, and who also coached football at Barrington, took over the helm from 1969-1976, compiling a 182-83-1 record. Many of Coach Joe Plaskas' players describe him as a very hard-nosed coach who believed in discipline. Coach Plaskas' teams won three conference championships, 4 district titles and 2 Regional Championships.

In 1977, Coach Kirby Smith who played 1st base at the University of Iowa for Coach Otto Vogel, and in the army, and who also was an all-area selection at New Trier High School took over the Varsity Squad after coaching at the sophomore level for 11 years (201 wins). Coach Smith began coaching the Legion team in 1968. Coach Smith who also coached Freshman B football (104-24) and sophomore basketball (115-64). Kirby's baseball teams began a tenure of excellence for 22 consecutive seasons. Coach Smith compiled a 539-196-7 Varsity record over 22 seasons. He garnered 1 state Championship (1986), two state runner up (1987-1988), a third place finish in his last year of 1998 and a fourth place finish in 1980. His teams also had won 6 sectionals, 9 regionals and 15 MSL north or MSL Championships. His 1978 squad remains the only team to ever be undefeated in MSL conference play with a 19-0 record.

Kirby's Legion teams won 875 games from 1968-1998 (875-423) including seven state titles and coming in 3rd in the country in 1978. Fourteen (14) district, 9 division and 1 Great Lakes Regional Titles were achieved. Over 100 of his players have gone on to play college baseball, of whom 16 played at various levels of professional baseball, including MLB All Star and Seattle Mariners Hall of Famer Dan Wilson (Class of 1987), John Trautwein (Class of 1980, Boston Red Sox), and David Trautwein (Class of 1984, New York Mets 40 Man Roster). Kirby is especially proud of the fact that during his coaching career, he and his teams built the current freshman and sophomore fields and re-built the varsity field.

Kirby's retirement in 1998 began the 14 year tenure of Coach Jim Hawrysko from 1999-2012. Jim is a Prosser HS (Chicago) graduate where he played for Coach Les Callas. He coached at Northeastern University, Illinois before coming to Barrington High School. Jim compiled a 284-224 record including 2 MSL Titles, 5 Regional, 2 Sectional 1 Super Sectional Titles and third place finish in 2005 that still holds the record with the number of school wins - 35. Coach Hawrysko has had many players who played Collegiate baseball.

Many assistant coaches, staff and others have epitomized the Barrington Baseball program's commitment to excellence including: under Coach Smith's tenure: David Engle, Jim Larson, Tim Rife, Tom Moony, Emil Rode, Jim Hicks, Rick Bremer, Jimmy Walsh, Eric Porter, Rob Holton, groundskeeper-Kermit Smiddy, Gene Dawson, Mike Gordon, Jack Knobloch, Bob Carpenter, Scott McKeever, Elliott Skorupa, groundskeeper-Steve Jenne, Al Kamradt, Eric Porter, Doug Schertz, Bob Lawler, Chuck Thorp, Scott Juhl, Mike Kallenbach, Joe Kelsch-dugouts, Chuck Dunn-dugouts and Bill Bajorat. Under Coach Hawrysko's tenure: Ray Piagentini, Les Callas, Tim Rife, Pat Wire, Eric Kuffel and Kevin Wisniewski.

It would be inappropriate not to recognize the original Barrington High School Baseball Committee that was created in 1990 to raise funds to improve the high school baseball fields. The Committee raised funds to erect our current bleachers for the 1990 American Legion State Championship hosted in Barrington. It raised over \$150,000 to install the Press Box, PA System, concession stand, underground sprinkler system, and the current Varsity Scoreboard. Founding Committee Members were Bill Holke (BHS-1971), Bill Raymond, Glenn Reed (BHS-1971), Chairperson Denny Coll, and Steve Welch. Other members were Bob Eckl (BHS-1984), Jim Franzese, Bud Pohlman (BHS-1967), Stan Wilson (Dan's Dad), Kathy Boka, Blaine and Regina Schmalz, Leroy and Kathy Smith, Kathy and John Alley, Fritz Gohl, Marc Brignola, Joe Oliva, George Allendorf, Jim McQueen, Joe Armetta, Dan Boka, Karen Jensen, and Paul Tichy (BHS-1980).

Coach Pat Wire became our head Coach in 2013 and becomes only the 4th head Coach in the past 45 years and the 10th Varsity head coach in the history of the BHS baseball program. Coach Wire also played for the 1995 Barrington American Legion State Championship Team coached by Coach Smith. We wish him the very best this season.

Go Broncos!!

REVISED: March 16, 2015

***Barrington High School
Baseball Team Rosters,
Coaches Biographies, and Schedules
2022***

2022 BHS Varsity Baseball Roster

Head Coach: **Pat Wire**

Asst. Coach: **Tim Rife (Class of 1974)**

Asst. Coach: **Nate Gray**

Ryan Anderson

Brady Dern

Logan Eisenbarth

James Ensign

Danny Hoffman

Peter Hutchinson

Evan Jno-Baptiste

Jackson Kanak

Jake Kohanzo

Henry Krause

Nick Lacson

Peter Maestranzi

Bruno Pallan

Aarnav Patel

Maksymilian Pierga

Mason Rasmussen

Owen Ruff

Kurt Schnaubelt

Kade Schneider

Payton Soske

J.D. Swarbrick

Gavin Tepas

Harley Thompson

Ben Yaney

Avery Zakson

2022 BHS JV Baseball Roster

Head Coach: ***Matt Mulvaney***

Assistant Coach: ***Dan Pohlman***

Julian Ashley-Friedman

Jonathan Albrecht

Conor Fitzpatrick

Dillon Fitzpatrick

Bryce Koch

Patrick Podlesnik

Noah Rasmussen

Robert Zaborowski

Brogan Barnum

Brenden Beals

Daniel Bregenzer

Will Glenn

Kenny Guo

Nathaniel Llerena

Ethan Miller

Sean Muno

Ryan Oztekin

Dylan Provenzano

Jacob Roncone

Andrew Roth

Owen Ruff

Matthew Stancy

Connor Yoo

2022 BHS Frosh Baseball Roster

Head Coach-Freshmen A: ***Hagop Soulakian***

Head Coach-Freshman B: ***Daniel Carduff***

Michael Audino

Jackson Cavaliero

Jack Costello

Charles Domke

Jacob Dorn

Peter Ensign

Hunter Gaul

Logan Glantz

Aidan Gryzlo

Owen Hart

Caid Heick

Collin Kane

William Kinsella

Dylan Koehler

Christopher Kupferschmidt

Matthew Leahy

Brady Lenderman

Connor Lenderman

Oliver Merfeld

Austin Munson

Tate Naughten

William Nazha

Silas Oberholtzer

Jaimin Patel

Milan Patel

Brady Spencer

Jackson Sperling

Jack Swarbrick

Conner Thorsen

James Vondrak

Jordan Wegehaupt

Vaughn Werner

Coaches Bios



Pat Wire – Varsity Head Coach

Patrick Wire, a teacher and former player sporting a long association with Barrington-area baseball, became head coach of the Barrington High School varsity baseball program beginning with the 2012-13 season. Wire teaches social studies at Barrington High School. He has taught over 10 years in Barrington 220. He holds a master's degree in teaching and leadership from Concordia University.

Wire has a storied connection to Barrington-area baseball, having played under legendary coach Kirby Smith on the 1995 State Champion American Legion Baseball Team and the 1996 third-place American Legion Baseball Team. Wire was Athlete of the Year at Cary-Grove High School in 1996 after lettering in three sports – baseball, basketball and football – during his four years there. He played football and baseball at the University of Wisconsin White-Water, Concordia University and at Beloit College,

Wire's other accolades include: Two MVP, All-Conference, and All-Area Awards while at Cary-Grove High School in football and baseball. Wire was also Pitcher of the Year at Cary-Grove in 1996, holds the Cary-Grove Baseball School record for stolen bases (41 of 42), and is a member of Cary-Grove Football's "Ring of Honor." In college, he earned All Mid-West Conference, Pitcher and Rookie of the Year Awards, and is still currently in the record books at Beloit. As a pitcher, he is 4th all time in Beloit College history in a single season for ERA (2.36), and still holds the Beloit College school record for the lowest career Earned Run Average (2.64).

Wire's coaching pedigree is well-earned. He has assisted both the baseball and football programs at Barrington High School since 2001. Pat is also the offensive coordinator for Barrington Football in the fall.

Patrick Wire currently resides in Crystal Lake and is married to his lovely wife, and Cary-Grove High School sweetheart, Leane. Pat has three daughters named Gabrielle, Bobbi, and Shaelyn and a son Preston.

Coaches Bios



Tim Rife – Varsity Assistant Coach

Coach Rife is a local product graduating from Barrington High School in 1974. As a Bronco, he was awarded All-Conference honors in both football, serving as team Captain, and baseball. From there he went on to earn his varsity letter in baseball at Murray State University in Kentucky, before graduating from SIU in Carbondale, Illinois.

Coach Rife retired from teaching in 2015 after 36 years (26 at BHS), having started his career at Streamwood High School before returning to his alma mater in 1989.

A long-time Bronco football coach, he is now an Assistant Coach for Varsity and JV Boys Golf in addition to being an Assistant Coach for Varsity Baseball. Coach Rife has coached Freshman, Sophomore, Varsity and Summer League baseball for 31 years at Barrington. Coach Rife earned recognition by the Illinois High School Baseball Coaches Association (IHSBCA) as the 2013 Assistant Coach of the Year for the State of Illinois. He was also honored by Barrington High School and named to the Coaches Hall of Fame for his many years of dedication and excellent service to the school.

He and his wife, Cathy, have five children and seven grandchildren: Sons Adam, Barrett (wife Leslie, and sons Jackson and James); Eric (wife Brittany and daughter Raelyn), Clayton (wife Erin and children Addison and Colton) and daughter Tessa (husband Matt and sons Nolan and Cal). Coach Rife lives on the Fox River in the McHenry / Crystal Lake area.

Coaches Bios



Nate Gray – Varsity Assistant Coach

Nate Gray is a former Athlete of the Year at Johnson Creek High School, where he was an eleven-time letter winner in football, basketball, and baseball. He received all-conference, and all area honors in all three sports and was an all-state performer in baseball. He played football and baseball at Beloit College and finished his collegiate career by playing baseball at Concordia University (River Forest). Nate has coached football, basketball, and baseball at the high school level in the state of Wisconsin, as well as, many youth teams in the Barrington Community over the last sixteen years.

Currently, Nate is the Barrington High School Varsity baseball hitting coach and is also the Head Coach for the Barrington American Legion baseball team. He is also an assistant coach for the Barrington High School Varsity football team working with the wide receivers.

Nate has been with FattFro/PBI for the last sixteen years, giving thousands of lessons and running hundreds of camps, and is dedicated to helping kids improve. Nate has two daughters, Kylie and Khloe.



Dan Pohlman – Assistant Coach

A Barrington High School class of 2000 alumnus, Dan participated in both football and baseball for the Broncos. After graduating, Dan continued his football and baseball careers at Northwestern University for the Wildcats. In 2004, Dan was drafted by the Arizona Diamondbacks and competed within their farm system for 4 years. Dan has returned to Barrington as a Psychology teacher within the Social Studies department while also coaching within the baseball and football programs. Dan and his wife Stephanie reside in Palatine.

Coaches Bios



Matt Mulvaney - Junior Varsity Head Coach

JV Head Coach Matt Mulvaney graduated from Grayslake Central High School in 2005 where he was a three-sport varsity athlete. He attended Aurora University where he earned his Bachelors of Science Degree in Physical Education/Health, while also lettering on the Spartan Baseball Team. Coach Mulvaney was named Team Captain as a Senior and helped lead the Spartans to a

Northern Athletics Conference Championship and NCAA Tournament berth.

Upon graduation, Coach Mulvaney became actively involved in coaching baseball at the travel and high school level. Several years ago, he was part of the Grayslake Central Coaching Staff that appeared in the 2012 3A Super-Sectional and in 2013 placed 3rd. Matt works as a PE instructor at Sunny Hill. Coach Mulvaney has a true passion for coaching the game and is happy to be a part of the Bronco Baseball

Coaches Bios



Hagop Soulakian – Frosh-Soph Head Coach

Hagop Soulakian was a 2-year varsity player and captain of his Elgin High School baseball team under the tutelage of retired coach, Dave Cooklin, between 1989-90. He then went on to North Central College where he was named an all conference outfielder and an honorable mention All-Midwest region selection playing for the late Tom Purcell and current head coach, Ed Mathey, between 1991-95.

After 16 years of working at the Chicago Mercantile Exchange, Hagop has just finished his ninth year teaching at Barrington High School and serving on the coaching staff. He was the founding teacher of the Barrington Incubator program that has now grown to over 300 schools across the country. A Master Teacher in Entrepreneurship, his classes inspire the future business scions. He hopes to continue the long-standing tradition of outstanding teachers, coaches and being part of a model baseball program at Barrington High School. Hagop and his wife, Arpik, have two daughters, Aleen (18) and Sophia (15), and reside in Rolling Meadows.



Daniel Carnduff – Freshmen Head Coach

This is Coach Carnduff's sixth year in the Barrington School District. He spent 8 years coaching baseball and teaching physics at West Aurora High School. Dan lettered in two sports while at Glenbard North High School, baseball and football.

He received a Bachelor's degree in physics from Elmhurst College, and a Master's degree in education from National Louis University. Dan works in the BHS Science Dept. teaching physics. He has an amazing wife and two daughters at home.

2022 Varsity Team Game Schedule

<u>Date</u>	<u>Team</u>	<u>Score</u>	<u>Overall Record</u>
3/15/2022	vs. Crystal Lake Central	W (5-2)	1-0
3/17/2022	@ Cary Grove	W (4-2)	2-0
3/21/2022	@ St. Charles East	T (1-1)	2-0-1
3/25/2022	@ Boylan Catholic	W (10-8)	3-0-1
3/25/2022	@ Boylan Catholic (Var B)	W (14-1)	
4/1/2022	@ Highland Park	W (6-1)	4-0-1
4/5/2022	@ Hinsdale South	W (11-0)	5-0-1
4/6/2022	@ Hononegah	L (3-4)	5-1-1
4/9/2022	@ Prospect	T (3-3)	5-1-2
4/11/2022	@ Fremd	W (7-1)	6-1-2
4/14/2022	@ Elk Grove	W (15-0)	7-1-2
4/16/2022	vs. Bolingbrook	W (13-3)	8-1-2
4/19/2022	vs. Fremd	W (5-1)	9-1-2
4/20/2022	vs. Conant	W (8-1)	10-1-2
4/21/2022	@ Conant	W (6-3)	11-1-2
4/23/2022	@ New Trier	W (15-14)	12-1-2
4/25/2022	vs. Schaumburg	W (11-2)	13-1-2
4/26/2022	vs. Prospect	W (3-2)	14-1-2
4/27/2022	@ Schaumburg	W (3-0)	15-1-2
4/29/2022	@ Hersey	L (1-2)	15-2-2
5/2/2022	vs. Palatine	L (3-6)	15-3-2
5/4/2022	@ Palatine	W (6-5)	16-3-2
5/7/2022	vs. Buffalo Grove	L (6-9)	16-4-2
5/9/2022	vs. Hoffman Estates	W (14-4)	17-4-2
5/11/2022	@ Hoffman Estates	W (16-3)	18-4-2
5/12/2022	vs. Rolling Meadows	W (7-5)	19-4-2
5/14/2022	vs. Central	W (5-2)	20-4-2
5/16/2022	@ Wheeling	W (14-3)	21-4-2
5/17/2022	vs. McHenry	W (5-4)	22-4-2
5/18/2022	@ Libertyville	L (2-3)	22-5-2
5/20/2022	@ Buffalo Grove (MSL Champ Game)	L (2-3)	22-6-2
5/23/2022	vs. Crystal Lake South	W (1-0)	23-6-2
5/23/2022	@ Jacobs	L (3-6)	23-7-2
5/26/2022	vs. Hoffman Estates	W (8-3)	24-7-2
5/28/2022	vs. Lake Zurich (Regional Championship)	W (6-3)	25-7-2
6/1/2022	@ Mundelein (Sectional Championship)	L (0-1)	25-8-2

2022 JV Team Game Schedule

<u>Date</u>	<u>Team</u>	<u>Score</u>	<u>Overall Record</u>
3/15/2022	vs. Crystal Lake Central	W (17-2)	1-0
3/17/2022	vs. Cary Grove	W (7-0)	2-0
3/21/2022	vs. St. Charles East	T (8-8)	2-0-1
3/25/2022	vs. Moline	W (15-2)	3-0-1
3/25/2022	vs. Moline	W (12-4)	4-0-1
3/29/2022	@ Cary Grove	W (11-3)	5-0-1
4/1/2022	vs. Highland Park	W (14-2)	6-0-1
4/5/2022	vs. Hinsdale South	W (23-1)	7-0-1
4/6/2022	@ Rockton Hononegah	W (10-0)	8-0-1
4/11/2022	vs. Fremd	W (13-2)	9-0-1
4/14/2022	vs. Elk Grove	W (10-0)	10-0-1
4/16/2022	@ Bolingbrook	W (12-1)	11-0-1
4/19/2022	@ Fremd	W (8-0)	12-0-1
4/20/2022	@ Conant	W (14-13)	13-0-1
4/21/2022	vs. Conant	W (6-4)	14-0-1
4/23/2022	vs. New Trier	W (4-3)	15-0-1
4/23/2022	vs. New Trier	L (3-4)	15-1-1
4/25/2022	@ Schaumburg	W (20-3)	16-1-1
4/26/2022	@ Prospect	L (14-15)	16-2-1
4/27/2022	vs. Schaumburg	W (12-2)	17-2-1
4/29/2022	vs. Hersey	W (8-1)	18-2-1
5/2/2022	@ Palatine	W (8-7)	19-2-1
5/4/2022	vs. Palatine	L (10-12)	19-3-1
5/9/2022	@ Grayslake Central	W (10-9)	20-3-1
5/10/2022	vs. Elk Grove	W (10-0)	21-3-1
5/11/2022	@ Elk Grove	W (8-1)	22-3-1
5/12/2022	@ Rolling Meadows	W (15-2)	23-3-1
5/14/2022	@ Burlington Central	W (17-2)	24-3-1
5/14/2022	@ Burlington Central	L (0-7)	24-4-1
5/16/2022	vs. Hersey	W (12-4)	25-4-1
5/17/2022	@ McHenry	W (9-1)	26-4-1
5/18/2022	vs. Libertyville	W (10-2)	27-4-1
5/18/2022	vs. Buffalo Grove	W (11-8)	28-4-1

2022 Frosh-Sophomore Team Game Schedule

<u>Date</u>	<u>Team</u>	<u>Score</u>	<u>Overall Record</u>
3/21/2022	@ St. Charles East	L (4-7)	0-1
3/29/2022	@ Cary Grove	W (16-5)	1-1
4/1/2022	@ Highland Park	W (1-0)	2-1
4/6/2022	@ Rockton Hononegah	W (4-3)	3-1
4/9/2022	vs. Prospect	W (12-2)	4-1
4/11/2022	@ Fremd	W (15-14)	5-1
4/14/2022	@ Elk Grove	W (19-0)	6-1
4/16/2022	@ Bolingbrook	W (15-1)	7-1
4/19/2022	vs. Fremd	W (3-2)	8-1
4/20/2022	vs. Conant	L (6-9)	8-2
4/21/2022	@ Conant	W (11-1)	9-2
4/23/2022	@ New Trier	L (1-4)	9-3
4/29/2022	@ Hersey	W (10-1)	10-3
5/2/2022	vs. Palatine	W (7-0)	11-3
5/9/2022	vs. Hoffman Estates	W (16-0)	12-3
5/11/2022	@ Hoffman Estates	W (3-2)	13-3
5/12/2022	vs. Rolling Meadows	W (10-0)	14-3
5/14/2022	vs. Burlington Central	W (8-7)	15-3
5/16/2022	@ Wheeling	W (15-0)	16-3
5/17/2022	vs. McHenry	L (3-4)	16-4
5/19/2022	Playoffs	W (18-5)	17-4


2022 Freshman Team Game Schedule

<u>Date</u>	<u>Team</u>	<u>Score</u>	<u>Overall Record</u>
3/17/2022	@ Cary Grove	L (1-2)	0-1
3/21/2022	vs. St. Charles East	W (5-3)	1-1
4/11/2022	vs. Fremd	W (11-4)	2-1
4/19/2022	@ Fremd	L (0-6)	2-2
4/20/2022	@ CONANT	W (20-2)	3-2
4/23/2022	@ New Trier	L (2-10)	3-3
4/26/2022	@ Prospect	W (15-6)	4-3
4/27/2022	vs. Schaumburg	W (9-2)	5-3
4/29/2022	vs. Hersey	L (3-9)	5-4
5/10/2022	vs. Conant	L (5-11)	5-5
5/11/2022	vs. Hersey	L (3-4)	5-6
5/14/2022	vs. Burlington Central	W (6-1)	6-6
5/16/2022	@ Schaumburg	W (7-4)	7-6
5/18/2022	vs. Libertyville	W (5-4)	8-6
5/19/2022	vs. Buffalo Grove	W (14-8)	9-6

Revisions

<u>Date</u>	<u>Description</u>	<u>[proposed changes]</u>
1965-1976	- Coaches Don Bock & Joe Plaskas begin database	
1977-1999	Database is updated by Sally and Kirby Smith, assistance from Doug Schertz (in Mathematics Dept)	
2013	- Brian Battle reorganizes into spreadsheets, updates name to 'Prospectus'. Modifying and updating become very efficient... GameChanger SW is utilized for data collection(2013)—certain pitching records are no longer collected*: CG, SH, 2B, 3B, etc. "The Babe Ruth" Club is added.	
2015-Additions:	"Funnel" graphic added; Team awards added; Coach Rife Tribute Boldface used for most recent season recordholders (changes every year) All-Conference selections now include class status (ie. Senior) OBA/OPS calculation updated – used only on 2014/2015 season- for those recordbooks (of '15 & '16). Legacy records left as is.(ie. SAC bunts should not included in OBA/OPS calculation; but were used previously)	
2017-Additions:	OBA/OPS calculation updated only for recent dataset. Historic data in Recordbook relays on using SAC bunts in denominator ShutterFly page for photographs by Lori Swanson https://bhvarsitybaseball2016.shutterfly.com/ All-conference selections: include Daily Herald description* for; and photo-individual , with citation	
2018-Additions:	SL% heading in all batting stat's changed to SLG to reflect standard terminology. All 'DIV/0' replaced with "0". Coaches Summary tables added for Team Batting and Team Pitching Legends added to end of Team, Batting, & Pitching. Clarification on Division, Conference, "0", " ", and "-" notations. Group photo of Seniors added to Players by Graduation section for current year only [ie. Previous year to be replaced] Blank page added between batting and pitching record sections, for section definition. Pitching records for Most Game appearances (season & career) corrected: revised 6 names at top of lists due to data error. Recommendation going forward: [modify/improve layout for BHS awards pp.23. Presently vertical columns][replace OE in batting] Coaches biographies & photos revised BHS Baseball Logo & Creed (shown on cover & below) designed by BHS Pitching Coach Dave Engle, Hall of Fame-2017 2018 benchmark* "the Year of the Pitcher", is celebrated on the following page: A tip of the cap to the entire pitching effort - players, coaches, staff, family & friends *4 historical firsts were achieved: ERA (Season&Career), WHIP**, BB%. **Note: 2017 Historical WHIP record, replaced his team mates 2016 Historical WHIP record.	
2019 Additions:	- Inserted the correct On-Base Percentage (OBA) formula for all Season ^ Career hitting stats to make sure both historic & recent players are being viewed with the same OBP metric. The old formula incorrectly included sacrifice bunts in the calculation which had the net effect of lowering the OBP for all players who sacrifice bunted during their careers. This change also impacted season/career OPS. - Revised the Season and Career Leaderboards for OBP (listed as OBA) as well as the OPS record leaderboards to reflect the corrected OBP and OPS statistics - Dylan Balogh Teammate of the Year Award summary - 2018 Teammate of the Year banquet photos	





558 Dan Wilson • C

HT: 6'3" WT: 215 BATS: RIGHT THROWS: RIGHT
 DRAFTED: REDS #1 JUNE, 1990 A.C.G. TRADE WITH REDS: 11-2-93
 BORN: 3-25-68, BARRINGTON, IL HOME: SEATTLE, WA

COMPLETE MAJOR LEAGUE BATTING RECORD

YR	CLUB	G	AB	R	H	2B	3B	HR	RBI	SB	BB	SO	SLG	OPS	Avg
89	REDS	12	25	2	9	1	0	0	5	0	3	0	.400	.628	.392
90	REDS	36	70	9	17	3	0	0	9	10	10	26	.263	.565	.234
94	MARINERS	91	262	24	61	4	2	3	27	1	10	57	.312	.556	.216
95	MARINERS	119	399	43	111	22	3	9	51	2	53	63	.416	.752	.278
96	MARINERS	138	491	51	143	24	0	18	83	1	30	88	.444	.774	.295
97	MARINERS	143	508	56	137	51	1	15	74	7	38	72	.423	.749	.270
98	MARINERS	96	303	39	82	17	1	9	44	2	24	69	.394	.732	.292
99	MARINERS	123	414	46	113	23	2	7	35	5	29	83	.382	.697	.288
00	MARINERS	90	266	31	63	12	0	5	27	1	22	51	.336	.627	.235
01	MARINERS	120	377	44	100	20	1	10	42	3	20	60	.403	.708	.295
02	MARINERS	115	359	35	90	16	1	6	44	1	18	81	.396	.722	.295
03	MARINERS	98	319	32	78	15	2	4	43	0	15	52	.339	.611	.241
MAJ. LEA. TOTALS		1195	3640	418	1012	196	13	96	484	23	254	696	.399	.699	.264

John Trautwein

DAVE TRAUTWEIN • P

HT: 5'7" WT: 170 BATS: RIGHT THROWS: RIGHT
 DRAFTED: REDS #1 JUNE, 1990 A.C.G. TRADE WITH REDS: 11-2-93
 BORN: 3-25-68, BARRINGTON, IL HOME: SEATTLE, WA

COMPLETE MAJOR LEAGUE PITCHING RECORD

YR	CLUB	G	IP	W	L	ER	SO	BB	ERA			
89	REDS	4	31	2	4	5.0	19	20	11	5.1	9.1	1.50
90	REDS	26	193.2	6	14	4.1	111	107	24	3.7	3	8.87
91	REDS	34	280.1	16	17	4.0	142	102	34	3	3	8.14
92	REDS	36	228.1	12	10	4.3	125	82	34	7	2	8.36
93	REDS	35	277.1	15	11	4.0	144	71	24	3	2	8.44
94	REDS	27	262.1	11	11	4.0	188	88	31	7	2	8.35
95	REDS	31	289.1	11	6	3.8	150	75	21	4	2	8.16
96	BRaves	26	207.0	10	8	4.0	107	52	18	0	2	8.36
97	BRaves	31	282.0	11	7	3.8	118	61	25	1	0	8.40
98	BRaves	34	292.1	11	8	3.9	124	52	25	1	0	8.28
99	BRaves	30	219.1	10	7	3.7	117	20	15	2	0	8.28
00	BRaves	31	292.1	11	6	3.7	124	52	25	1	0	8.28
01	BRaves	30	219.1	10	7	3.7	117	20	15	2	0	8.28
02	BRaves	31	292.1	11	6	3.7	124	52	25	1	0	8.28
03	BRaves	30	219.1	10	7	3.7	117	20	15	2	0	8.28
MAJ. LEA. TOTALS		471	3316	130	136	3.90	2066	1076	342	30	0	8.30

Dan has played in each Seattle home opener of his career.

© 2011 THE TOPPS COMPANY, INC. ALL RIGHTS RESERVED. TOPPS & REGISTERED TRADEMARK OF THE TOPPS COMPANY, INC. MAJOR LEAGUE, MINOR LEAGUE, TRADEMARKS AND CATCHPHRASES ARE USED WITH PERMISSION OF MAJOR LEAGUE BASEBALL AND MINOR LEAGUE BASEBALL ASSOCIATION.

GREG MADDUX

P

HT: 5'11" WT: 170 BATS: RIGHT THROWS: RIGHT
 DRAFTED: REDS #1 JUNE, 1990 A.C.G. TRADE WITH REDS: 11-2-93
 BORN: 3-25-68, BARRINGTON, IL HOME: SEATTLE, WA

COMPLETE MAJOR LEAGUE PITCHING RECORD (LEAGUE LEADER IN ITALICS, TIE*)

YR	CLUB	G	IP	W	L	ER	SO	BB	CS	ERA		
89	REDS	4	31	2	4	5.0	19	20	11	5.1	9.1	1.50
90	REDS	26	193.2	6	14	4.1	111	107	24	3.7	3	8.87
91	REDS	34	280.1	16	17	4.0	142	102	34	3	3	8.14
92	REDS	36	228.1	12	10	4.3	125	82	34	7	2	8.36
93	REDS	35	277.1	15	11	4.0	144	71	24	3	2	8.44
94	REDS	27	262.1	11	11	4.0	188	88	31	7	2	8.35
95	REDS	31	289.1	11	6	3.8	150	75	21	4	2	8.16
96	BRaves	26	207.0	10	8	4.0	107	52	18	0	2	8.36
97	BRaves	31	282.0	11	7	3.8	118	61	25	1	0	8.40
98	BRaves	34	292.1	11	8	3.9	124	52	25	1	0	8.28
99	BRaves	30	219.1	10	7	3.7	117	20	15	2	0	8.28
00	BRaves	31	292.1	11	6	3.7	124	52	25	1	0	8.28
01	BRaves	30	219.1	10	7	3.7	117	20	15	2	0	8.28
02	BRaves	31	292.1	11	6	3.7	124	52	25	1	0	8.28
03	BRaves	30	219.1	10	7	3.7	117	20	15	2	0	8.28
MAJ. LEA. TOTALS		471	3316	130	136	3.90	2066	1076	342	30	0	8.30

Greg's 180 wins is the majors' most 13-or-less decade.

BASEBALL GREATS

#3 GEORGE HERMAN RUTH

(Babe)—Feb. 6, 1895 to Aug. 16, 1948

Pitcher and Outfielder—Bstn.—N.Y. (AL) Bstn (NL)—1914-1935, batted left
 Ruth holds all-time marks for home runs (714), RBI's (2209) and bases on balls (2056), but his most famous record is that of hitting 60 home runs in 1927. As a pitcher he twice won more than 20 games and beat Brooklyn in the longest World Series game (14 innings) ever played. The Babe was elected to the Hall of Fame in 1936.

MAJOR LEAGUE TOTALS

(batting)						(pitching)						
Games	A.B.	Hits	Ave.	RBI	2B	3B	HR	Games	Won	Lost	Pct.	ERA
2503	8399	2873	.342	2209	506	136	714	163	94	46	.671	2.28

WORLD SERIES TOTALS

(batting)						(pitching)						
Games	A.B.	Hits	Ave.	RBI	2B	3B	HR	Games	Won	Lost	Pct.	ERA
41	129	42	.325	32	5	2	15	3	3	0	1.000	0.87

© F. H. Fleer Printed in U.S.A. World Wide Photo



RANDY JOHNSON

P

HT: 6'10" WT: 230 BATS: LEFT THROWS: LEFT
 DRAFTED: REDS #1 JUNE, 1990 A.C.G. TRADE WITH REDS: 11-2-93
 BORN: 3-25-68, BARRINGTON, IL HOME: SEATTLE, WA

COMPLETE MAJOR LEAGUE PITCHING RECORD (LEAGUE LEADER IN ITALICS, TIE*)

YR	CLUB	G	IP	W	L	ER	SO	BB	CS	ERA		
89	REDS	4	31	2	4	5.0	19	20	11	5.1	9.1	1.50
90	REDS	26	193.2	6	14	4.1	111	107	24	3.7	3	8.87
91	REDS	34	280.1	16	17	4.0	142	102	34	3	3	8.14
92	REDS	36	228.1	12	10	4.3	125	82	34	7	2	8.36
93	REDS	35	277.1	15	11	4.0	144	71	24	3	2	8.44
94	REDS	27	262.1	11	11	4.0	188	88	31	7	2	8.35
95	REDS	31	289.1	11	6	3.8	150	75	21	4	2	8.16
96	BRaves	26	207.0	10	8	4.0	107	52	18	0	2	8.36
97	BRaves	31	282.0	11	7	3.8	118	61	25	1	0	8.40
98	BRaves	34	292.1	11	8	3.9	124	52	25	1	0	8.28
99	BRaves	30	219.1	10	7	3.7	117	20	15	2	0	8.28
00	BRaves	31	292.1	11	6	3.7	124	52	25	1	0	8.28
01	BRaves	30	219.1	10	7	3.7	117	20	15	2	0	8.28
02	BRaves	31	292.1	11	6	3.7	124	52	25	1	0	8.28
03	BRaves	30	219.1	10	7	3.7	117	20	15	2	0	8.28
MAJ. LEA. TOTALS		471	3316	130	136	3.90	2066	1076	342	30	0	8.30

Randy ranks 12th on the all-time career strikeout list.

WINNING IS A NIEKRO FAMILY TRADITION

Niekros surpass Perrys to set win record for brothers

Cleveland, O., June 1, 1987: Phil Niekro earned Win for Indians tonight, the 530th for the Niekro family (Phil: 314; Joe: 216). This breaks brother record of 529 set by the Perrys (Gaylord: 314, Jim: 215) between 1959 and 1983.

1 NOLAN RYAN • P

HT: 6'7" WT: 210 THROWS: RIGHT BATS: RIGHT DRAFT: METS #13 JUNE, 1965
 A.C.G. FREE AGENT: 12-7-89 BORN: 1-31-47, REFUGIO, TEXAS HOME: ALVIN, TEXAS

COMPLETE MAJOR LEAGUE PITCHING RECORD (LEAGUE LEADER IN ITALICS, TIE*)

YR	CLUB	G	IP	W	L	ER	SO	BB	CS	ERA			
89	REDS	4	31	2	4	5.0	19	20	11	5.1	9.1	1.50	
90	REDS	26	193.2	6	14	4.1	111	107	24	3.7	3	8.87	
91	REDS	34	280.1	16	17	4.0	142	102	34	3	3	8.14	
92	REDS	36	228.1	12	10	4.3	125	82	34	7	2	8.36	
93	REDS	35	277.1	15	11	4.0	144	71	24	3	2	8.44	
94	REDS	27	262.1	11	11	4.0	188	88	31	7	2	8.35	
95	REDS	31	289.1	11	6	3.8	150	75	21	4	2	8.16	
96	BRaves	26	207.0	10	8	4.0	107	52	18	0	2	8.36	
97	BRaves	31	282.0	11	7	3.8	118	61	25	1	0	8.40	
98	BRaves	34	292.1	11	8	3.9	124	52	25	1	0	8.28	
99	BRaves	30	219.1	10	7	3.7	117	20	15	2	0	8.28	
00	BRaves	31	292.1	11	6	3.7	124	52	25	1	0	8.28	
01	BRaves	30	219.1	10	7	3.7	117	20	15	2	0	8.28	
02	BRaves	31	292.1	11	6	3.7	124	52	25	1	0	8.28	
03	BRaves	30	219.1	10	7	3.7	117	20	15	2	0	8.28	
MAJ. LEA. TOTALS		740	4994.1	302	272	3.68	1754	930	214	70	28	3	3.14

© 2011 THE TOPPS COMPANY, INC. ALL RIGHTS RESERVED. TOPPS & REGISTERED TRADEMARK OF THE TOPPS COMPANY, INC. MAJOR LEAGUE, MINOR LEAGUE, TRADEMARKS AND CATCHPHRASES ARE USED WITH PERMISSION OF MAJOR LEAGUE BASEBALL AND MINOR LEAGUE BASEBALL ASSOCIATION.

WALTER PERRY JOHNSON

HT: 5'11" WT: 200 THREW: Right BATTED: Right
 BORN: November 6, 1887, Humboldt, Kansas DIED: Dec. 10, 1946, Washington D.C.

- ★ Set major league record with 110 Shutouts, lifetime.
- ★ Set American League record with 416 Wins, lifetime.
- ★ Set A.L. record with 55-2/3 consecutive shutout innings, April 10 to May 14, 1913.
- ★ Led A.L. in K's, 12 years.
- ★ Won 20-or-more games in 12 different seasons.

CAREER SPAN: 1907-1927

83 Pedro Martinez

P

HT: 6'3" WT: 200 THROWS: RIGHT BATS: RIGHT
 DRAFTED: REDS #1 JUNE, 1990 A.C.G. TRADE WITH REDS: 11-2-93
 BORN: 3-25-68, BARRINGTON, IL HOME: SEATTLE, WA

COMPLETE MAJOR LEAGUE PITCHING RECORD (LEAGUE LEADER IN ITALICS, TIE*)

YR	CLUB	G	IP	W	L	ER	SO	BB	CS	ERA		
89	REDS	4	31	2	4	5.0	19	20	11	5.1	9.1	1.50
90	REDS	26	193.2	6	14	4.1	111	107	24	3.7	3	8.87
91	REDS	34	280.1	16	17	4.0	142	102	34	3	3	8.14
92	REDS	36	228.1	12	10	4.3	125	82	34	7	2	8.36
93	REDS	35	277.1	15	11	4.0	144	71	24	3	2	8.44
94	REDS	27	262.1	11	11	4.0	188	88	31	7	2	8.35
95	REDS	31	289.1	11	6	3.8	150	75	21	4	2	8.

NOTES

We hope you have enjoyed the

***Barrington High School
Baseball Prospectus 2022***

This book represents the most comprehensive update since 1997. We anticipate more frequent updates in the future, and would welcome your help.

If you notice any errors or omissions, or simply have an idea for improving the Prospectus in future years, please contact us at the email below

BarringtonBaseballBoosters@gmail.com

Please visit our website for the latest news and updates regarding Barrington High School Baseball

www.bhsbaseballboosterclub.org

Go Broncos !