

THE LEGEND



Volume 41 #3
March 2023



**Arthur
Da Silva's
1965 GTO**



Engineering Ram Air

How Much Horsepower?

Convention Forms & Ladies Activities Preview

Ames Performance Est. 1976 Engineering

Nation's Largest Supplier of Classic Pontiac Parts


FREE CATALOGS

www.amesperf.com
800-421-2637

Now Available Online!
1982-2002 Firebird/Trans Am



1964-77 GTO/LeMans/Tempest
1967-81 Firebird/Trans Am
1955-77 Full-Size/GP
1961-63 Tempest/LeMans



Artwork courtesy of fitz-art.com

AF-VK

GTO Association of America

"A Tradition Of Performance"

www.gtoaa.org



over 1,100,000 Likes

OFFICERS & STAFF

President

Vic Schreck 717- 898-8107
president@gtoaa.org

Membership / Magazine Mailing

Monica Hooten 812-212-0529
P.O. Box 277 Batesville, IN 47006
gtoamembership@gtoaa.org

Legend Editor / Board Member

Tom Szymczyk 856-439-0314
GoatGuyTom@aol.com fax 856-866-9003

Tech Advisor Admin / Board Member

John Johnson 573-581-8013
johnjohn@midamerica.net

Popular Vote Chairman / Board Member

Bob Alexander 970-214-4234
bob06gto@LPbroadband.net

Concours Coordinator / Board Member

Bill Markowski 716-652-1911
wmarkowski@gtoaa.org

Original Owner Program / Board Member

G. Tom Oxler 636-928-5548
toxler@prodigy.net

Corporate Secretary/Treasurer

Beth Butcher 970-493-3932

Concours Administrator Restored/Original

Doug Pulskamp 812-212-6280
humbler70gto@yahoo.com

Concours Administrator Modified

Paul Freese 812-614-3332
gtoresto@yahoo.com

Concours Administrator New-Gen

Chris Winslow 636-294-8104
chriswinslow@charter.net

Convention Coordinator

Chris Hooten 317-694-6187
convention@gtoaa.org

Scale Pontiac Coordinator

Tim Sickle 240-678-9885
gtoguy@verizon.net

Chapter Coordinator

Bill Sanders 765 432-9333
chapters@gtoaa.org

Commercial Advertising Coordinator

Mark Melrose 314-968-3106
advertising@gtoaa.org

Public Relations Coordinator

Steve Hedrick 314-640-4020
thehoodscoop@aol.com

Social Media & Technology Manager

Chad Logan 765-575-4136
socialmedia@gtoaa.org

Club Store (Custom Auto Apparel)

Chris Sklenar 412-678-8402
Website: www.customautoapparel.com
E-mail: clubstore@gtoaa.org

TECH ADVISORY STAFF

Tech info online: visit www.gtoaa.org, click on "Tech Advisors"- links to PY Forums

Tech Advisor Administrator

John Johnson 573-581-8013 email: johnjohn@midamerica.net

1964	Craig Gibney 64 Dietterick Road Orangeville, PA 17859-9008	570-784-7475	1974	Terry Doolittle 543 Serenity Lane Grants Pass, OR 97526-9795 terry_doolittle@msn.com	541-476-4280
1965	Lee Barnes 1429 Highway 86 Piedmont, SC 29673 blclassics@gmail.com	864-414-2929	2004-06	Jerry E. Klaus 1884 Guide Board Road Schuyler Falls, NY 12985-2216 2004gtojer@gmail.com	518-645-2576
1966	Marvin Minarich, Sr. 26265 West Highland Drive Channahon, IL 60410 gtomarvin@hotmail.com	815-467-0381	Judges	Darrell Davidson 15709 Marshallville St NW Canal Fulton OH 44614-9017 dcdavidson69@yahoo.com	330-352-0110
1967	Terry Weiner 409 Ronnie Drive Buffalo Grove, IL 60089-1151 gto67tech@comcast.net	847-758-6112 (days)	GT-37	Bill Weeden 708 East 3rd Avenue Brodhead, WI 53520-1248 bill@GT-37.org	608-295-4890
1968	Scott Veracka 26 Pleasant Street Lyme, NH 03768 scott@verackas.com	603-795-4342	Exhaust	Gardner Exhaust Systems 15 Glenn Pond Drive Red Hook, NY 12571 845-758-8003 gexhaust@frontiernet.net	
1969	Scott Tiemann 11817 E. Grand River Portland, MI 48875 supercarspecialties@gmail.com	517-526-0517	Engine Interchange & Heads	Ronald Rocchi Pontiac Performance Engineering 9444 N. Marion Morton Grove, IL 60053-1258 pontiacron421@comcast.net	847-966-0998
1970	Chuck Henley 3626 Broad Vista NW Uniontown OH 44685-9329 amehenley1@msn.com	330-714-7916	Carbs	Jon Hardgrove 204 East 15th Eldon, MO 65026-2524 carbqueen@sbcglobal.net	573-392-7378 (8-5 CST)
1971 & 72	Dan Jensen 11929 E. Grand River Portland, MI 48875-8444 dajensen@wowway.com	517-647-2474	Paint & Body	Gary Godfrey 8400 Sharon-Mercer Road Mercer PA 16137 gototiger@zoominternet.net	724-662-1040
1973	Bill Markowski 1341 Stolle Road Elma, NY 14059-9734 wmarkowski@gtoaa.org	716-652-1911			

Magazine subscription: USA \$35 per year, Canada \$40 US funds, all others \$50 US funds. Send subscription request to GTOAA, PO Box 277 Batesville, IN 47006. Visa & MasterCard accepted online at www.gtoaa.org.

Missing magazines or changes of address: direct correspondence to Monica Hooten, PO Box 277 Batesville, IN 47006, or e-mail gtoamembership@gtoaa.org. Please include membership number.

Copyright 2023. GTOAA chapter publications may reprint articles with appropriate credit.

GTO Association of America, Inc. is a limited liability, non-profit Colorado Corporation, tax exempt under Internal Revenue code section 501(c)(7).

The Legend is published monthly for \$35 per year USA (Canada \$40, foreign \$50) by the GTO Association of America, PO Box 213, 4324 Dixon Street, Timnath, CO 80547. Periodical postage paid at Timnath, CO 80547, and at additional mailing offices, USPS # 013-191.

POSTMASTER send address changes to The Legend, GTOAA, PO Box 213, Timnath, CO 80547-0213

IN THIS ISSUE

Volume 41 Number 3

March 2023

- 1 Officer & Staff Info
- 2 First Gear
Tom Szymczyk
- 4 Gearbox Chatter
Vic Schreck
- 6 Engineering Ram Air
Jeff Lovich
- 10 Convention Corner 2023
John Johnson
- 12 2023 Convention Forms
G T O
- 16 Cover Car Feature
Arthur Da Silva
- 20 How Much Horsepower?
Randy Pribyl
- 22 GTOAA Club Store
- 24 Classifieds
- 32 Chapter Directory



1st Gear



Tom Szymczyk, editor

In case you missed the Mecum Auction from Kissimmee, FL, in January on Motor Trend TV or streaming online, a 1970 GTO Judge Ram Air IV convertible sold for \$1,000,000. It was part of the Chuck Cocoma collection that was featured in our December 2022 issue.

Did you ever think a GTO would sell for a million dollars? Me neither. This Judge was not celebrity owned or the star car from a movie or TV show, just a rare Pontiac musclecar from 1970. Another version of the same car (a different color) sold for \$500,000 at the same auction. Wow.

We will have more details about the Mecum Kissimmee auction and the Barrett-Jackson Scottsdale auction in our "Goats On The Block" article next month. In the meantime, go out to the garage and admire your smart Pontiac investment.



Last month I asked members to share their opinions on whether they favor numbers-matching GTOs, Day Two GTOs, Resto-Mod Goats, or all-out racing machines (or some combination thereof if your allegiances are split or more diversified). You can check back

to the February issue for my loose definitions of those possible categories. Or feel free to make up your own.

As this issue went to press I hadn't received much feedback, so please consider this a reminder to send me an e-mail -- goatguytom@aol.com -- with your preferences. You can just say which is your favorite or you can include an explanation as to why you like that particular choice. Up to you.

The more responses we get, the better the overall results will represent a good cross-section of our members. The more data points we have, the more definitive our conclusions should be. At least that's the idea.

Monthly reminder ...

The Legend is a publication of the members, by the members, and for the members. So feel free to add your two cents -- articles, reports, and stories from the membership are what this newsletter is all about. People always ask for "more tech articles" so it would be great if we could get them. That's up to you. You write 'em, we'll print 'em.

Would you like to become a contributor? Just let me know. My e-mail address is GoatGuyTom@aol.com and my phone number is 856-439-0314. Feel free to call anytime from noon to midnight Eastern Time. As they say on TV, operators are standing by to take your call. Our call center is in the USA. Well, New Jersey, anyway.

GLENDALE

STATE FARM STADIUM • GLENDALE, AZ • 2,000 VEHICLES
MARCH 28-APRIL 1, 2023



1970 PONTIAC GTO JUDGE CONVERTIBLE
1 of 168 Produced, Multiple Award Winner

CONSIGN OR REGISTER TO BID

MECUM
AUCTIONS

THE EXPERIENCE BEGINS AT MECUM.COM

MOTORTREND TV // MOTORTREND+

For complete auction consignment
or bidding information, visit Mecum.com
or call 262-275-5050

AZ License 500024960



Vic Schreck

Gearbox Chatter

2023 Original Owners Concours & Popular Vote

The Original Owner Program began in 2010 when the GTOAA Board of Directors decided to recognize our members who purchased their car new and maintained its ownership as the original owner of their vehicle without ever transferring ownership of the car to another. The first class of Original Owners was presented with Original Owner Awards in 2011 in Portland, Oregon. Since that time the GTOAA has recognized 122 Original Owner GTO/A-Body cars. Each year at this time, I remind our Original Owners of their GTO/A-Bodies who contemplate entering their car in our Original Owner program, now will be the time to get your car registered. The timeline to get the paperwork gathered, processed, and verified is narrowing.

If you are an original owner of your 1964-1974 GTO / 1970-1971 GT-37 / 1964-1972 A-Body and would like to be recognized for your continued ownership of your car, contact Tom Oxler our Original Owner Coordinator. Tom will provide you the instructions for you to gather the necessary documentation to submit for recognition at our 44th International Convention in Springfield, Illinois this coming June. I encourage our members who are Original Owners of their classic GTO/Pontiac A-Body to consider registering their car in our Original Owners show field. There are certain requirements that need met to display your car in this class and are as follows;

1. Owner MUST be a GTOAA Member.
2. Owner MUST have purchased the car ***new***.
3. Owner MUST have maintained ownership of their car in their name continuously without the car ever being transferred to another owner (including family members) then reacquiring the car, transferring ownership back.
4. Owner MUST be able to provide documentation demonstrating they are truly the sole owner of the car. A few examples of acceptable documentation are:
 - a) Title
 - b) Bill of Sale

- c) Dealer Order Form
- d) Insurance cards
- e) Repair receipts in the name of the owner
- f) Loan Documents
- g) Protecto-Plate

5. Owner MUST provide a window sticker and digital photo of themselves standing beside their GTO/A-Body. That photo will be used in the producing of the personalized Original Owner award that will be presented to you at our Awards Banquet.
6. Owner MUST fill out an Original Owner application and supply all the required documentation to the GTOAA's Original Owner Coordinator, Tom Oxler, by May 1, 2023. E-mail: toxler@prodigy.net
7. Owner should plan to attend the Convention Awards Banquet Saturday evening July 1, 2023, at the Crowne Plaza Hotel & Convention Center to receive their award. Any questions on the Original Owner class can be directed to Tom Oxler: toxler@prodigy.net

New Gen GTO Original Owners: 2004 Original Owners will be eligible in 2029, 2005 GTOs in 2030, and 2006 GTOs in 2031.

Concours Show

There will be room for 70 indoor concours cars in our indoor show field in Springfield. We'll have an overflow concours show field outdoors as well, or you can register for the outdoor concours show field.

1964-1974 GTO / 2004-2006 GTO / 1970-1971 GT-37 / 1964-1972 A-Bodies (Tempest & LeMans) Concours Judging standards can be viewed and downloaded in pdf format by visiting the www.gotaa.org website and selecting the Conventions tab at the top of the page. All 1964-1974, A-Body Concours questions can be directed to Bill Markowski at wmarkowski@gotaa.org. Questions on 2004-2006 GTO Concours can be directed to Chris Winslow at chriswinslow@charter.net

If you are entering a show car indoors, please note:

- Indoor cars must be inside by 5:00 PM Wednesday July 28, 2023.
- All show cars while indoors can have no more than ¼ tank of gas: fire extinguishers are not required but always a good idea to have one.
- Batteries are to be disconnected while inside the facility.
- **No tire/wheel shine spray used inside the facility.**
- Concours cars will have visqueen mats placed beneath the cars to protect the flooring (we'll provide).
- Concours cars will be located in an area that is not conducive for moving them in and out.
- Concours cars are parked based on arrival and given space required for judging.
- Cars must remain indoors until Sunday morning July 2, 2023.

Popular Vote Show

A common misconception is that the GTOAA Popular Vote show field is for GTOs only. Not true. **All Pontiacs** are welcome in the Popular Vote and Street Legends show fields! For all GTOs in the Popular Vote Show / Street Legends Show, the owners must be GTOAA members. For all other Pontiacs, membership in the GTOAA is optional; how-

ever, when registering for the convention, non-GTOAA members pay a slightly higher convention registration fee.

Popular Vote classes for GTOs are grouped by year, model, and body style. Each year the Popular Vote classes change; classes are tailored to the cars registered. Classes for other Pontiacs depend on what cars are registered. If there is a gaggle of Grand Prixes, we'll create a Grand Prix class. A bevy of Bonneville's? A flock of Firebirds? We'll make a class. And so on.

Street Legends

The Street Legends (display only) show field is for those Pontiacs the owner may otherwise not want to enter in the Popular Vote Show. Daily drivers, works in progress, rusted relics, non-running cars, bruised, dented, dinged, damaged, or worse... If you have it, bring it! Have a friend with a Pontiac that would like to attend the convention? We welcome and encourage them to register and attend. Their registration will enable them to enjoy the entire convention not just the car show.

Questions on the Popular Vote/ Street Legends shows can be directed to Tom Spellcheck at goatguytom@aol.com.

REFER A FRIEND

WIN A GTOAA JACKET

We'll be giving away a GTOAA jacket to the individual who enrolls the most new GTOAA members from May 16, 2022 through May 15, 2023! To win this jacket, here's all you do: Have your friend visit our website's join page. To enroll electronically, fill out the form accordingly and note your name in the referred by box and submit, or, download the membership application, fill out accordingly and note your name on the form and remit with membership fee to the address on the form.

The individual who refers the most new GTOAA members by May 15, 2023 will be named the winner of;

- A personally monogrammed GTOAA jacket
- A FREE one year extension to their GTOAA membership
- A complimentary dinner at the next GTOAA banquet they attend
- Recognition in 'The Legend' magazine

* To be eligible to win, the referred must be a first time GTOAA member or has been inactive with the GTOAA for a minimum of one year. A minimum of 5 referrals required to be eligible to win. The referred **MUST** note the referral's name on the membership application.



www.gtoaa.org

More info: publicrelations@gtoaa.org





Jeff Lovich

Engineering Behind GTO Ram Air Systems

The Ram Air engine options for GTOs from 1965-1972 represented the pinnacle of performance in these cars. Ram Air was only available with the highest performance engines offered by Pontiac. Early periodicals said Ram Air would reduce air temperature at the carb by 55 degrees and was good for 2/10 of a second and 2 mph in the quarter mile. They suggested this was due to an increase of 10-15 horsepower. The engineering and complexity of systems used to “ram” cold air into GTOs varied greatly among the years, and not just because of changes in hood and carburetor design. Let’s review the systems through the years.

The “system” used in 1965 was comprised of only two components (not including air cleaner parts) below the open scoop and was only available for Tri-Power engines. The package included a metal pan that fit over the carburetors and a foam gasket that sealed against the hood when closed. As noted in my earlier article on Ram Air systems (February, 2007 issue of *The Legend*), it was only available as of 17 August, 1965, near the end of the model year.

I am unaware of any evidence that Ram Air was available for order on a 1965 GTO when the customer was choosing options. All were sold over the counter by the parts department. I always assumed that when the package was ordered at the counter that it came with the foam gasket glued to the pan. However, fellow GTOAA member Dan Ray Timmerman showed me a photo of an NOS unit in the GM box. The gasket was not glued on as shown in Figure 1.



Figure 1. A photo of an NOS 1965 Ram Air pan and gasket. Since both came in the same box it was purchased over the counter as an accessory package (part number 984716 called an “air inlet package”). The pan and the foam could be purchased under their respective part numbers at the parts counter as well. Note that the deteriorating foam is not glued to the pan and there is no evidence that it ever was. The purchaser had to do that.

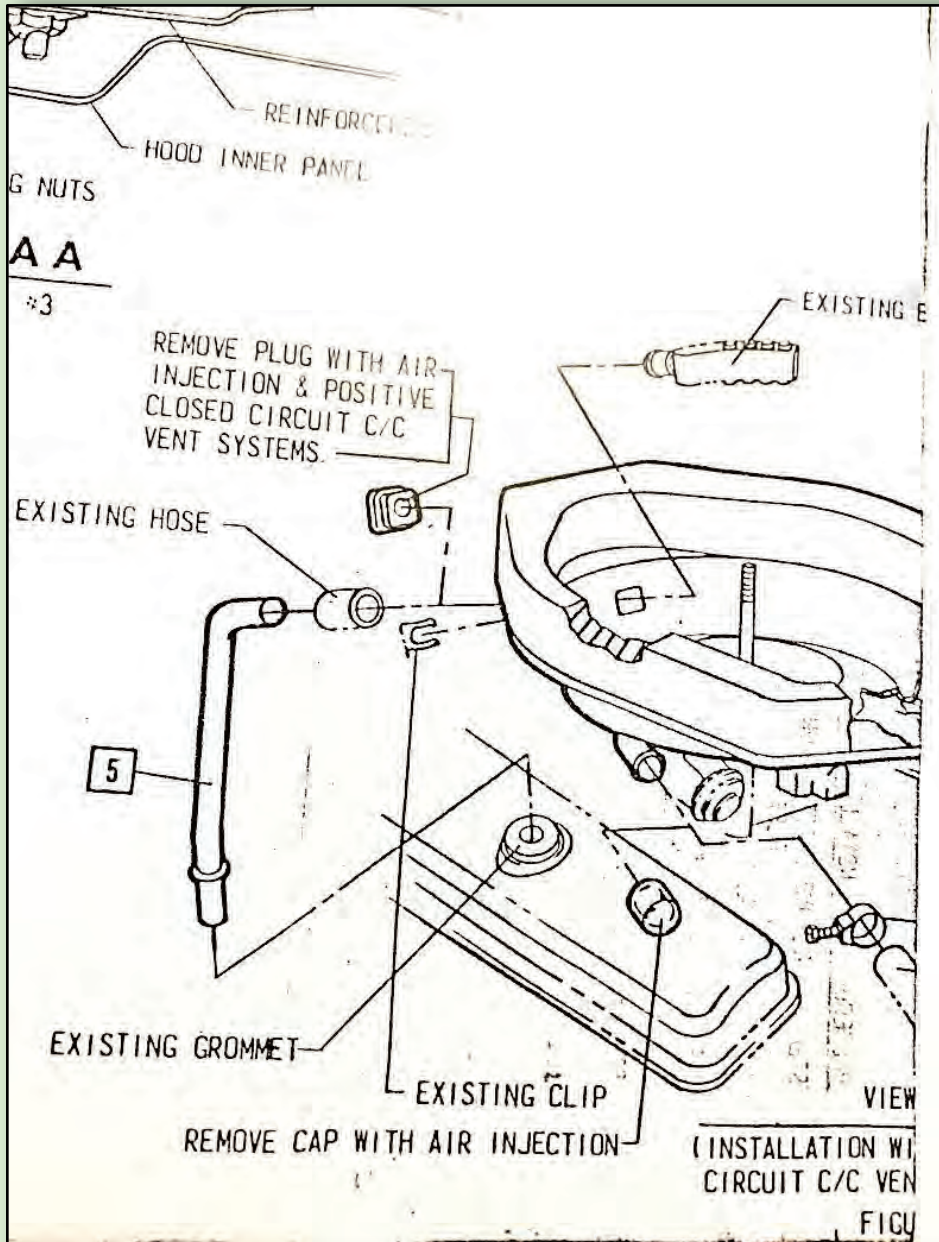


Figure 2. Partial instructions for installation of a 1967 Ram Air system. Note the rubber cap and plug for non-California applications and the metal pipe from the valve cover for closed crankcase ventilation applications on California cars.

A slightly different Ram Air pan was available for Tri-Power engines again in 1966 but the foam gasket was the same as used in 1965. The accessory package was available as of 31 January, 1966 according to the *GTO Restoration Guide*. However, there was also a special Ram Air engine option, code XS, available in 1966 as described in my article in the December,

2010 issue of *The Legend*. That engine used a hotter camshaft (part #9785744) than the standard code WS Tri-Power engine (cam part #9779068). As a result, some of the Ram Air pans came from the factory and some were bought over the counter.

In 1967 the GTO could be ordered with Ram Air as a regular production

option. Tri-Power was no longer available on GTOs so the new Ram Air system fit the Quadrajets four barrel carburetor.

Like the 1965-1966 units, Ram Air for 1967 was simple due in part to the fact that those three years used the same hood design. However, there were more parts than used in the previous two years. In addition to the pan and the foam gasket, the 1967 Ram Air package also used a rubber cap to plug the tube on the bottom of the pan on non-California cars without A.I.R. (air injection reactor).

Non-California cars also had a square rubber plug at the back of the pan since closed crankcase ventilation (CCV) was not used on them. California cars had a metal tube (part #9788919) from the valve cover to the back of the pan to reburn fumes from the crankcase (Figure 2). It is puzzling that the 1966 pan had no provisions for CCV even though 1966 non-Ram Air GTOs sold in California had CCV systems and even air injection reactors. Maybe the XS Ram Air engines were not available in California.

The hood on the 1968 GTO was redesigned to have two separate hood scoops and as a result became more complex on Ram Air engines. The package included a pan, a hood baffle, and two foam seals – one between the baffle and the hood and one between the pan and the baffle.

A problem with all these early Ram Air systems was that they were intended only for fair weather use. The factory recommended replacing the open hood scoops with closed scoops in inclement weather. Imagine trying to cold start and drive a Ram Air engine, with its choppy camshaft, on a winter day in Michigan. It would take a long time for the engine to get warm enough for a stable idle. Also, driving with an open Ram Air system in a driving rain could lead to other problems.

Pontiac engineers remedied that in 1969 with an all-new Ram Air system that carried over into 1970. Now the driver could open or close the hood scoops from inside the interior by pulling on a knob that actuated a cable connected to doors behind each scoop. Engineers also designed collection of hot air from shrouds on the exhaust manifold, and on the Ram Air IV on the exhaust crossover, to heat the fuel mixture at startup and help the carburetor warm up its charge in cold weather.

There were also vacuum-actuated doors that controlled outside air entry. The "cost" was that this was a very complex system with more parts and pieces than any Ram Air packages before or after.

As if the production 1969-1970 Ram Air system wasn't complicated enough, I've seen drawings of what appeared to be a prototype Ram Air IV system for a 1970 GTO that had two additional tubes running into the pan that collected air from the front of the vehicle like on early W-30 Oldsmobile 442s. If any readers know more about that system, I would be happy to hear about it from you.

A problem with all these previous systems was that they had little "ram effect" due to the location of the scoops in the boundary layer of turbulent air rolling over the hood. When Pontiac redesigned the hood used on 1971-1972 GTOs they took a step toward solving this problem because the scoops were set far forward and thus had little boundary layer effect interference.

Ram Air systems on these cars (mostly with 455 HO engines) once again used a simplified design with only a handful of parts. A baffle was attached to the hood that had two accordion style rubber boots that sealed over holes on two snorkels of a special air cleaner assembly to access cool outside air, except during cold startup

when the system collected hot air from the passenger side exhaust manifold.

There was no provision for the driver to open or close the system and the design did not require swapping hood scoops for inclement weather.

The 1973 GTO, with its NACA (National Advisory Committee for Aeronautics) hood scoops, had a Ram Air system designed for them but it never made it into production.

In 1974, all GTOs had a Ram Air system like that used on Trans Ams with a shaker hood scoop and a solenoid-actuated door facing the driver near the high-pressure area at the base of the windshield.

Over the years, GTO Ram Air systems went from simple to complex and back to simple again. Engineers showed ingenuity in how they were designed and how they responded to various challenges.

CELEBRATING PONTIAC'S RICH HISTORY

2023

PONTIAC with a Purpose

A PONTIAC CELEBRATION

EASTERN REGIONAL MEET

Warwick, Rhode Island • September 15-17, 2023

ALL PROFITS GO TO FIGHT CHILDHOOD CANCER


- **Friday Night Parking Lot Party and "Teddy Bear Cruise" at Host Hotel- all cars welcome!**
- **Saturday Afternoon ALL Pontiac Show**
- **Saturday Night Family BBQ Party**
- **Sunday Farewell Breakfast**
- **Swap Meet & Arts and Crafts -**

FOR INFORMATION: E-Mail: info@pontiacregistry.com
or frdigi@cox.net / call 941-792-6279 or local (RI) 401-934-0663



Parts Powerhouse

Premium Quality Pontiac GTO Parts • 4 Warehouses Nationwide
1-3 Day Delivery within U.S. • 5 Star Customer Support 24/7



Shop parts or order your free catalog

800-874-7595
NPDLink.com

Florida: 800-874-7595
Michigan: 800-521-6104
North Carolina: 800-368-6451
California: 800-235-2445

Official Restoration Parts Supplier



Convention Corner 2023

June 27 - July 1, Springfield, Illinois

John Johnson & The Gateway Gals



LADIES' ACTIVITIES

Bedazzlement In Their Soles

This year at the GTOAA Convention in Springfield, IL we will be offering a class on how to bedazzle a pair of Flip Flops with beads, buttons, and other fabulous "gems!" So if you're into fancy footwear, be sure to sign up and have a fun-filled time with Debby Arzberger and her two amazing assistants. The cost will be \$30 with a limit of 25 dazzling ladies with feet that want to sparkle in the class. You will need to supply your shoe size at the time of sign up. Everything you will need to embellish your "soles" will be included ... even the flip flops!! Giggles and laughs are supplied for FREE!!! Saturday, July 1, 1-3 pm.



Fireworks Tabletop Décor Make & Take Workshop

For those ladies who want to have a blast ... how about "Make and Take" 4th Of July tabletop decor?! This includes a set of three Star Spangled patriotic wood fireworks in each kit!! The kits include wood, paint, brushes, stencil, and rope! Sip a little libation and enjoy the sparkling camaraderie of the Gateway Girls while you create these purely bodacious decorations! Class is limited to 25. The cost ... a mere \$25!! Who can resist! Thursday, June 29, from 2 - 4 pm.



Activities Info

John Johnson
573-581-8013
johnjohn@midamerica.net

Hotel Info
Tom Oxler 636-288-1426
toxler@prodigy.net

Meet Registration
Bob Alexander
970-214-4234
registration@gtoaa.org

*There's A Reason Why
Collectors Insure Their Pontiac's With Grundy:
We Understand Their Value.
All Of Them.*



You can't buy better protection for your classic car than Grundy Insurance! Grundy's Agreed Value Insurance guarantees you will receive 100% of the agreed value of your car in the event of a total loss. Plus, Grundy tracks the market to assess current values to make sure your car is properly protected.

Call us today at 866-338-4006 or visit us at Grundy.com to learn more.

Grundy
INSURANCE



"The Olde Original"

Get A Quick
Quote Online!

Call For
A Free Quote!

1-866-338-4006

No one knows more about insuring collector cars than Grundy!

WWW.GRUNDY.COM



2023 GTOAA Convention Car Show Info

JUNE 27 – JULY 1, 2023, SPRINGFIELD, ILLINOIS

General Info

Registration for GTOAA members is \$70, and \$80 for non-members.

- Concours entry deadline is June 15.
- Popular Vote deadline is June 15. Popular Vote entries received after June 15 must enter Street Legends display-only class. No exceptions.
- The same car cannot be entered in both Concours and Popular Vote.

Concours Information

Concours entries must tech-in and be in place in the Convention Center by 4:00 PM, Wednesday, June 28. Indoor cars must have less than 1/4 tank of gas and battery must be disconnected.

Only GTOs, GT-37s, and 1964-1972 A-bodies (Tempest & LeMans) can enter Concours classes.

Cars in all Concours classes (except 2004-06 GTOs) must provide documentation from Pontiac Historical Services indicating that the car is an authentic GTO / Judge / GT-37. Concours cars must remain inside the ballroom until 7:00 AM Sunday morning.

Concours Class Descriptions:

Restored: Judging in this class will be based on authenticity and quality of workmanship. Replacing original materials, assemblies, or additions of accessories is acceptable only if they were available from the manufacturer during that particular model year. Point determination for the use of reproduction parts will be based on their likeness to factory assembly line parts.

Factory Original (Unrestored): This class will be judged on the car's originality and condition. Originality will be determined from the body identification and production codes. Condition will be based on cleanliness and amount of wear. Only original or GM maintenance parts are eligible to receive full point credit. Use of aftermarket or reproduction parts will be grounds for full point deduction. Cars in this class should have a majority of original paint, upholstery, and chrome plating.

Modified: To enter Concours Modified a car must have at least three qualifying modifications such as: engine swap, transmission swap, non-original induction, disc brakes where not original, aftermarket AC, fuel injection, blower, nitrous, suspension mods, custom dash or upholstery, custom paint (aftermarket color, flames, graphics, etc.) tube frame, roll bar, body modifications, etc. Cars in this program will be judged on build quality, fit, finish, and detail.

Concours judging starts 8:30 AM, Thursday, June 29.

All Concours questions:

Bill Markowski 716-652-1911 before 9:00 PM Eastern Time
E-mail: wmarkowski@gtoaa.org

Popular Vote Information

Popular Vote is open to all Pontiacs. Classes are determined by model, year, and body style based on actual registrations received.

Popular Vote registrations **MUST be received by June 15.** Popular Vote registrations received after June 15 will be entered as Street Legends, a display-only class. No exceptions.

All cars must complete tech-check-in. Popular Vote tech-in **must be completed by 5:00 PM, Thursday, June 29.** There is no tech-in on Friday, June 30. No exceptions.

If you do not complete tech check-in by **5:00 PM Thursday, June 29,** your car goes into Street Legends display only.

Popular Voting takes place Friday, June 30, from 9:00 AM to 1:00 PM.

See the Popular Vote Classification Chart to determine if you should enter as Stock or Modified. Make sure you enter the proper category for your vehicle. If your car has to be placed in a different class upon arrival because the information you provided is incorrect, there may not be sufficient parking space in the proper class.

This also applies if you bring a different car from the one originally registered. Every effort will be made to accommodate such situations, but if you show up

with flames on a car entered as Stock, there may not be a space for you in the Modified category.

Likewise, if you register a '64 GTO convertible but arrive with a '68 Firebird hardtop, there may not be space for you in the class where you need to park.

You must supply your VIN when registering a GTO or Judge. PHS will verify that the car is a real GTO or a real Judge.

Unverified GTOs will be classed as Modified A-body and unverified Judges will be classed as Modified GTO.

It is not necessary to supply a VIN when entering a Pontiac that is not a GTO or Judge in Popular Vote.

Street Legends is a display-only, non-voting class for all Pontiacs. It is open to stock, modified, original, project, unfinished, or even beater cars. No judging, no voting, just bring it.

All Popular Vote Questions:

Tom Szymczyk 856-524-2588
E-mail: Goatguytom@aol.com

Bob Alexander 970-214-4234
E-mail: bob06gto@LPbroadband.net

Original Owner Display

If you are a previous Original Owner award recipient or will be receiving the award at this year's convention, you have the option of parking in a display-only class of Original Owner GTOs, LeMans, and Tempests inside the Convention Center. Or you can enter the Popular Vote or Concours competition and still receive your Original Owner Award. See indoor car regulations in the Concours section. 2004 GTOs become eligible in 2029, 2005 GTOs in 2030, and 2006 GTOs in 2031.

For an Original Owner application, contact Tom Oxler before May 1, 2023 via e-mail at toxler@prodigy.net or call 636-928-5548.

GTOAA Popular Vote Classing Chart Revised for 2023

Classification questions: Tom Szymczyk 856-524-2588 or Bob Alexander 970-214-4234

Note: to enter your proper PV class for year and body style, you must register by **June 15, 2023**. Entries after June 15 will enter as Street Legends (display only). Register early! You must complete PV tech-in by 5:00 PM Thursday, June 29. No exceptions. The Popular Vote show takes place Friday, June 30, 2023, from 9:00 AM until 1:00 PM.

	OK for STOCK	Goes In MODIFIED
GENERAL	Popular Vote Stock is not about numbers-matching or Concours-level correctness. It is about stock appearance. If a vehicle looks stock, it can enter as Stock. Factory parts or reproductions of factory parts are OK in Stock as long as they are appropriate for the year of the vehicle. Safety-related upgrades and service replacement items are OK.	Popular Vote Modified is for cars with custom parts, aftermarket parts, or combinations impossible for the model or year (i.e., Tri-Power after 1966, 455 engine in a 1961 Tempest, LS2 engine in a 1971 Ventura, hood tach on a 1964 Catalina, etc.) If the vehicle does not look like factory production, it goes in Modified.
EXTERIOR	Factory color (or reasonably similar) appropriate for year. Base-coat/clear coat OK. OEM-type stripes or decals correct for year (no 1968 Judges, no hood birds on 1971 Trans Ams, etc). Chrome, stainless, lenses, and glass appear as factory.	Non-factory color or wrong color for year. Painted bumpers in place of chrome. Body color grilles. Wrong year or aftermarket graphics. Wrong year options (i.e., hood tach before 1967). Non-factory paint (candy, pearl, metal-flake, flames, flip flop, etc.) Sheet metal changes, body kits, added scoops, aftermarket skirts, fiberglass or Lexan components, scissor doors.
INTERIOR	Factory-type seats, panels, upholstery correct for year, carpet, console, steering wheel, seat belts, headliner. Aftermarket gauges, tach, radio in original location or hidden, floor mats OK.	Non-factory upholstery, carpet, or headliner material; aftermarket steering wheel, seats, safety harness, add on sound equipment, speakers in trunk, etc. Custom made dash, console, tubs, roll cage, gutted, fuel cell, racing seats, TV, video games.
WHEELS & TIRES	Pontiac factory wheels or hubcaps, even if wrong style for year provided size is appropriate. Radial or bias ply tires OK.	Aftermarket billet, mag, or aluminum wheels, non-Pontiac wheels, impossible size for year of car (i.e., 17-inch wheels on a 1969 Firebird), Hurst wheels, slicks.
ENGINE COMPARTMENT	Any Pontiac engine, must look like appropriate configuration for year, correct Pontiac engine color for year. Factory style valve covers, intake, exhaust. Auxiliary fan, HD radiator in factory color, fan shroud as long as factory-style; modern battery, belts, or hoses permitted.	Anodized fittings, braided hoses, chrome accessories, headers, graphics, aftermarket intake, valve covers, aluminum heads, cold air kit, colored ignition wires, MSD box, engine painted non-factory color, Tri-Power after 1966. Aftermarket blower, turbo, or fuel injection, nitrous, smoothed firewall, no inner fender wells.
CHASSIS	Any factory brake system even if incorrect for year but must appear as factory finish & plating. Sway bars or non-GM rear end if appearing as factory finish. Dual master cylinder before 1967 OK.	Aftermarket brake system; traction bars; side exhaust; undercarriage chromed, powder-coated, or other non-factory plating or finish. Tube frame, back-halved, four link, wheelie bars, parachute, hydraulics.
GTOs & JUDGES	All GTO entries must supply VIN numbers to determine authenticity. VINs will be checked against the PHS database to determine if the vehicle is a real GTO or Judge.	Undocumented GTOs will be classed as Modified A-body. Undocumented Judges will be classed as Modified GTO (unless the car is not a GTO, in which case it will be classed as Modified A-body).
PLEASE NOTE	These guidelines apply only to Popular Vote. Concours standards are different. It is important that you class your car properly with regard to Stock or Modified. If our tech people have to reclassify your car upon arrival, there may not be a parking space for you in the reassigned class. If you are not sure whether your car should be entered as Stock or Modified, please call and discuss the situation with the folks listed at the top of this page. Changing your class once you arrive will be a headache. You won't like it. Get it right ahead of time.	

2023 GTOAA Convention Registration Form

June 27 - July 1, Springfield, Illinois



Register online at www.gtoameet.org (preferred) or
Register by mail using this application and the selection form on next page.

➤ **All participants must register** even if not entering a vehicle. No exceptions.

*All cars must be registered by **June 15, 2023**.*

Cars registered after June 15, 2023 will be entered as Street Legends, a display only class.

Name _____

Street Address _____ Email address _____

City _____ State _____ Zip Code _____

Home Phone _____ Cell Phone _____

Names of others attending for badges _____

GTOAA Membership Number _____ (must be current)

Chapter Affiliation _____

*Everyone attending **MUST** be a GTOAA member (\$35 to join) unless you are entering non-GTO or non-A-body car in Popular Vote or Street Legends or as a vendor. See the Fee Schedule for non-member registration fee.*

Vehicle Information *(Complete this section for each vehicle entering any of the shows.)*

Year _____ Model _____ Body Style _____ Color _____

Show Car VIN No _____ (will be checked to verify authenticity)

Show Car License Plate # _____ State _____ Trailer License# _____ State _____

Tow Vehicle License Plate # _____ State _____ Color _____ Rig length _____

Car Show Class *(circle one -- please note the same car cannot enter both Concours and Popular Vote)*

Concours: Restored Stock Modified Unrestored Factory Original

Only GTOs, GT-37s and 1964-1972 A-bodies may enter Concours judging classes. All other Pontiacs enter Popular Vote. All Concours cars must provide documentation that the car is an authentic GTO, Judge, GT-37, or other 1964-1972 A-body. VIN's will be checked for authenticity.

Popular Vote (choose one): Stock Modified Street Legends (display only)

Any Pontiac, any model, any year may enter Popular Vote. Street Legends is a non-voting class.

Original Owner Display (1964-74 GTO, GT-37, and 1964-72 A-Bodies (Tempest or LeMans)

Cars that have received Original Owner recognition awards at previous conventions or those receiving the award this year may choose to park in a special space reserved for such vehicles. To apply for Original Owner certification this year, contact Tom Oxler toxler@prodigy.net by May 1, 2023.

Convention Contacts

Convention Chairmen – Tom Oxler 636-288-1426, toxler@prodigy.net

Chris Hooten 317-694-6187, convention@gtoaa.org

Bob Alexander 970-214-4234, bob06gto@LPbroadband.net

Registration – Bob Alexander 970-214-4234, registration@gtoaa.org

Hotel – Tom Oxler 636-288-1426, toxler@prodigy.net

Trailer Parking – Chris Hooten 317-694-6187, convention@gtoaa.org

Concours – Bill Markowski 716-652-1911 wmarkowski@gtoaa.org

Popular Vote – Tom Szymczyk 856-524-2588 goatguytom@aol.com

Vendors / Swap Meet – Mark Melrose 314-807-2520 advertising@gtoaa.org

Sponsors – Vic Schreck 717-945-3308, president@gtoaa.org

Activities – John Johnson 573-473-4928, rphjohn@hotmail.com

2023 Convention Fee Schedule & Activity Selection Form

Meet Registration (required)	GTOAA member	\$70 per family	\$ _____
Meet Registration (required)	non-GTOAA member	\$80 per family	\$ _____
GTOAA Membership (If entering a GTO or A-body) and dues not current		\$35 per member	\$ _____
Vendor Spaces outdoors 10 x 20 (convention registration not required)		QTY _____ x \$ 25	\$ _____
Vendor Table indoors (per 8-foot table) (convention registration not required)		QTY _____ x \$ 100	\$ _____
Concours Car indoor parking (limited to 70 cars)		QTY _____ x \$ 200	\$ _____
Concours Car outdoor parking (unlimited)		QTY _____ x \$ 100	\$ _____
Popular Vote or Street Legends car entry		QTY _____ x \$ 25	\$ _____
Original Owner Car (must be pre-approved by GTOAA - see Car Show Info page)		QTY _____	\$ <u>FREE</u>
Trailer Parking space		QTY _____ x \$ 35	\$ _____
Official Event T-shirt # ___S # ___M # ___L # ___XL # ___2XL # ___3XL # ___4XL		\$25 each	\$ _____

Wednesday, June 28 Activities

June 28, 8:30 am – 4:30 pm St Louis Arch & Riverboat tour (includes box lunch)
 Kids 3-15 years QTY _____ x \$ 80 Adults 16 and up QTY _____ x \$100 \$ _____

Thursday, June 29 Activities

June 29, 9:30 am – 4:00 pm Lincoln Museum, Tomb, and home tour (lunch not included) QTY _____ x \$ 65 \$ _____

June 29, 9:00 am – 2:00 pm Route 66 Driving Cruise (includes lunch) (limit 25 cars) QTY _____ x \$ 25 \$ _____

June 29, 2:00 pm – 4:00 pm Ladies' flip-flop bedazzling workshop (limit 25)
 # _____ size 6 # _____ size 7-8 # _____ size 9-10 QTY _____ x \$ 30 \$ _____

June 29, 4:00 pm – 5:00 pm Kids Make & Take model building (limit 20) QTY _____ \$ FREE

Friday, June 30 Activities

June 30, 2:00 pm -- 5:00 pm Bus Crawl to several craft breweries QTY _____ x \$ 50 \$ _____

June 30, 7:00 pm -- 11:00 pm Ames/Gateway Groovy Ballroom Bash (cash bar & cash food) \$ FREE

Saturday, July 1 Activities

July 1, 8:00 am – 4:00 pm Pontiac Museum cruise on Route 66, lunch included (limit 25 cars) QTY _____ x \$ 25 \$ _____

July 1, 10:00 am – 2:00 pm Street Legends cruise to Tim Wilkerson's NHRA race car shop
 & Motorheads with free car show (does not include lunch) \$ FREE

July 1, 1:00 pm – 3:00 pm Ladies make & take July 4 décor activity (limit 25) QTY _____ x \$ 25 \$ _____

July 1, Awards Banquet: Happy Hour 5 pm, Dinner 6 pm, Awards 7 pm (cash bar)
 # _____ Sirloin in Red Wine Glaze \$48 # _____ Chicken Caprese in Balsamic Drizzle \$48
 # _____ Salmon in Lemon Dill sauce \$48 # _____ Pasta Primavera Vegetarian \$45 \$ _____

Total \$ _____

Pay by check: make payable to GTOAA
 Pay by Credit Card: ___Visa ___Master Card ___Discover
 Name on Card: _____
 Card Number: _____
 Expiration Date: _____ Security Code: _____
 Signature: _____

Mail To:
 GTOAA Meet
 PO Box 213
 Timnath, CO
 80547-0455



Refund policy: All fees are refundable if cancellation is received prior to June 5, 2023. Refunds will be made after the convention concludes.

THE LAST PROJECT



Arthur DaSilva

We went across the same Canadian/US border crossing so often that once the border agent recognized us. The wife and I had a good laugh over that.

I would like to share with you my love affair with Pontiac. I grew up in a family of body repair and painter folks. We always had projects underway in the family garage where we spent most of our weekends. I started to work on cars at a very young age with my brothers and brother-in-law who was an auto mechanic and owned his own garage.

In my teenage years I started to work with my brother Tony who had put back together a 1970 Datsun 4-door with a big 350 engine. I learned to

drive and also enjoyed racing on quarter mile tracks when I was 14 with that car. That is where my passion to work on engines developed and I knew that it would last a lifetime.

For a few years, I worked as a mechanic in different garages acquiring experience. In 1982, I bought my first project, a 1963 Pontiac Acadian (4-door) which needed a lot of tender loving care. With the help of brother Tony, we turned it into a Pro Street mean machine.

After the Acadian, Tony bought a 1968 Firebird. I really liked the detail and nice interior. So, in turn, I found 1967 Firebird with a 4-speed and 400 engine.

A few years passed and I got a job in the aeronautical industry as a mechanical assembler. That's where I met my wife Guylaine. She is an aircraft mechanic retired from the Royal Canadian Air Force. We bought a house with a big garage (a must for sure).

In the early '90s we restored my brother's Firebird and mine, as well as my sister's 1983 Trans Am. As you can gather, the love for cars is also a family affair.

Sometime later, my friend Bob approached me about how to proceed to look for a vintage car. We ended up each buying a 1969 Firebird. I cloned mine into a Trans Am. Once that was finished, it was time to start another project and add another car to my collection.



I found an old picture in my basement of a GTO with a Firebird. I knew then that my next project would be a GTO -- a 1965 GTO. Why? Just because the ignition switch is on the left side of the dashboard and I liked the rear light layout.

I looked online for a 1965 GTO for sale and found one in Hamilton, On, Ca. A '65 convertible which was originally from California and was left in a barn for 25 years. It did not look too good at first sight. The top was all ripped off, main and trunk floors had to be replaced, and it was orange in colour. However, the body was in good shape. We brought the car home to Mirabel, QC, Ca. We had to put the project on pause for the winter and used that time to do research.

We got the PHS and discovered that it was a 4-speed, with transistorized ignition, and the original colour was Blue Mist Slate. The decision was made to restore the car according to the PHS with all the factory detail markings.

We had to make at least four trips to Carlisle, Pennsylvania (spring and fall market) to get the interior, rechromed bumpers, transmission, etc. to have the numbers match. We bought the heads at Sonic Motors in Michigan.

We also picked up parts at the Ames Performance stand as well as the store. We went across the same Canadian/US border crossing so often that once the border agent recognized us. The wife and I had a good laugh over that.

In June 2019, we started dismantling and removing all the parts. When we removed the front fenders, we found the original paint. The left side of the car had yellow markings from the factory. We protected these for added value. We also found two mouse nests lodged in the front vent compartment. After completing the dismantlement, we did the frame, convertible roof parts, and everything else that could be done with powder coat.

With the help of a few friends and family, we put some braces across the car to make sure that it would not break in two parts. We built a wooden frame and attached it directly to the body of the car. We took some measurements for future reference points to put everything back in its rightful place. That's when the fun started...

We spent every weekend that summer working on it. We started by replacing both floors. First was the main floor. It was fairly easy to remove but a big challenge to put the replacement back. It was a tight

fit, but we succeeded. The trunk floor proved to be somewhat easier. Believe me when I say the stress level was high. Next was the painting of the underside of the car and the firewall, which Tony did.

Meanwhile, my wife and I prepared the frame by installing all the lines for the fluid, upgraded the brake system, the transmission, and rebuilt the differential with new gears.

While the engine was being rebuilt, we proceeded to do the work on the body. With Tony's help we stripped of all the paint and did whatever bodywork was required.

When the COVID-19 pandemic happened, my wife and I decided to retire in May 2020, making it possible to put more working hours on the GTO and on the house.


We painted the car to its original colour, Blue Mist Slate. We were finally ready to install the engine which had been completely rebuilt. Next was the muffler system. First thing I did when that was done was to start the engine and make sure that it ran well. I was so happy to hear that sound. It was music to my ears and very encouraging. Another step forward.


Now it was time to install the convertible top. I had to wait for a sunny day to bring it to the installer. We had to do the same for installing the windshield. And then, the last step, getting the mechanical inspection done to put the car back on the road where it belongs. Every time I had to tow the car, I told myself that I could not wait to be sitting behind the wheel and enjoying the car.

Even with all this work, the car was not yet ready. We did not have the original steering wheel. With a little luck I found one on eBay. It needed repair from wear and tear as well as teeth marks from a mouse.

At the end of 2020, it was time to adjust the windows, install the carpet, seats, and other components, like the AM/FM radio, plus a gauge cluster restored to its original look. In Spring 2021 it was time to put the license plate on that great 1965 GTO.

It's with mixed feelings that my last project has reached its end. I spent so many evenings looking into the Ames Performance catalog and trying to identify all the parts that were required to rebuild my GTO to its original configuration. Special thanks to my brother my Tony, who was always there, my wife, son, family and friends. Without them this GTO would not be on the road.





How Much Horsepower?

by Randy Pribyl

The '67 GTO was still cooling down on the dyno at the Indian Uprising All-Pontiac show as the technician looked at the results. The numbers made me smile. Taking the numbers, I sat down and had a little fun applying all the different methods of calculating horsepower that the automobile industry has used during the last 40 years. Honestly, I could look folks in the eye and say 500, 458, 367, or 311. Of course it was also accurate to say 483, 392, 490, 333 or 328. Let me explain.

In 1970 and earlier the auto industry applied a gross horsepower method for advertising power. Here the engine was dyno tested at the crank under the best of all possible conditions. By 1972 however, the auto industry required the use of "net" horsepower. Here the engine additions, including the alternator, fan, power steering, full exhaust etc., had to be attached to the engine and then rated at the crank. The loss in power varied but was around 20%. Of course 1972 was a year of lower compression and smog equipment but the biggest reason for lower advertised horsepower was the new net vs. gross method.

While the net horsepower method was designed to be a more accurate rat-

ing of what the driver was experiencing, it did not reflect the further loss of power through the transmission and rear end. This draws the useable horsepower to the rear wheels down another 13% to 20% depending on the trans and rear end.

Before I explain the calculation of the horsepower numbers above, let's take a look beneath the valve covers of the '67 GTO. Under the direction of Greg Poley, my engine builder, who gets input from Butler Performance, Mike Wasson, owner of Pontiac Tri-Power, and Auto Ron's Speed Shop for parts, I asked for the best horsepower staying with a 400 engine, using 67 iron heads, a 66 Tri-Power unit, running on 91 octane unleaded gas and allowing enough vacuum for power brakes. Here's the methodology that was applied.

- 67 WT 400 block bored .040 over balanced and blue printed
- Forged rods & pistons with 9 to 1 compression
- 1.5 to 1 roller rocker arms
- COMP cams Hydraulic roller cam 230 duration and 520 lift
- 670 heads ported and 3 angle valve grind
- Intake cut to match openings in head
- Carbs jetted on dyno for max horsepower
- MSD ignition through Pertronix Electronics with timing advance at 36°
- 2-bolt main caps anchored with ARP studs
- Hooker headers leading to 2½ exhaust and Flowmaster mufflers

- Race Ready electrically operated exhaust cutouts
- Complete wheel to wheel Moser 9-inch rear end with 4.11 gear requiring longer rear control arms kit and resulting in no wheel hop
- Richmond 6-speed manual transmission
- Rodney Red radiator with electric fans eliminating mechanical fan
- Ram clutch with scatter shield

Now for the actual rear wheel dyno numbers. The first run with the electronic exhaust cutouts open read 328.4 max horse and 376.4 max torque. The second run with cut outs closed 311.8 max horsepower and 367.0 max torque. The 328.4 horsepower at the rear wheels divided by .85 gives you 386 "net" horse at the crank given the approximate loss of 15% due to the manual trans and rear end. You can also take the net horsepower of 386 and divide by .80 giving you an estimated 483 "gross" horsepower at the crank as used in the 1960s and earlier.

Of course, factory cars are tested without exhaust cutouts open thus starting with 311.8 max rear wheel horse computes to 367 "net" horsepower or 458 "gross" horsepower at the crank.

Horsepower gets more complicated yet. Today's sophisticated Dyno equipment gives the operator choices for calculating horsepower. The most popular are "SAE net" or "Standard DIN70020." Both are very close but different. At the Indian Uprising show the operator, Full Boar Enterprise, selected SAE net horsepower. Later the operator gave me the



Randy's '67 pulling onto the dyno at the Indian Uprising.

printout from the same run using the Standard DIN70020 method. Here the rear wheel horsepower jumped from 328.4 to 333.5 or 392 “net” horsepower or 490 gross horsepower.

Oh, and let’s not forget that it was 87 degrees. On a cool day the engine could easily generate 500 gross horsepower.



Yes, with honesty I could look you in the eye and declare my car has 500 horsepower or any of these other numbers down to 311. Very confusing really. Lee Speth at Full Boar Enterprise and Jesse Calvert at Illinois Dyno both said that dyno is most useful as a tuning tool. It helps you determine if changes help or hurt.

A couple other things for fun. Before installing the Tri-Power unit, the '67 GTO had an Edelbrock Performer high-rise aluminum intake with a very efficient Holley 770 carb. The carb was reworked by Willis’ Carbs where they removed the complete choke housing and installed external jet adjustments. Mike

Wasson and I doubted that the Tri-Power unit would produce the same performance as the special 4-bbl set up. For my car both the horsepower and torque were about 1% better with the Tri-Power setup.

However, the 4-bbl and Tri-Power units were both tested on two different dynos. The dyno at the Indian Uprising was a Dyno Jet, works off of inertia, and requires the car to be run in high gear of 1 to 1 ratio. The dyno at Illinois Dyno is a Land and Sea unit that works off of a strain gauge or torque arm and can be run in second, third or fourth gear. The one at the Indian Uprising show gave the lowest results. The dyno at Illinois Dyno, with the Tri-Power installed, showed max SAE NET rear wheel horsepower of 374 not 333.5. The Illinois Dyno operator claims his is correct.

He says when he tests new SS Camaros and Hemi Challengers that are supposed to have 425 “net” horsepower at the crank, that they rate around 365 rear wheel horsepower as they should. He said my '67 GTO was just a little better than those. Oh well, I finally just gave up and decided to go with the lower numbers from the dyno at the Indian Uprising show and use the Standard DIN numbers with an adjustment for a little cooler temps. This gives round numbers of 340 rear wheel, 400 net, or 500 gross at the crank.

All quite complicated really. I do know this though, I’m very thankful to Greg Poley, Butler Performance, Mike



Mike Wasson makes adjustments to Randy's GTO at the Indian Uprising.

Wasson, and Auto Rons. You see, this car came from the factory with 335 gross horse or approximately 268 net SAE horse or about 227.8 rear wheel horse. It’s much more fun than that now.

I hope all Pontiac fans thoroughly enjoy this last piece of data. Locally we have a very active Mopar club. One of the members is a 9-second car drag racer and is particularly good at building performance Mopar engines. One of my close friends had this drag racer guy build up his 440 six-pack '71 Challenger for excellent streetable horsepower with porting, balancing, blue printing, headers etc.

After a recent car show we pulled on to the Interstate and squared off at 40 mph. Both of us were alone in our cars. With him in second gear of his 3-speed torque flight and I in third gear of my 6-speed, we opened all twelve barrels. From the beginning the Challenger was in trouble. At 105 mph the “little GTO” had pulled two car lengths ahead. Sweet.

REAR WHEEL HORSEPOWER COMPARISON

DYNO JET Indian Uprising	SAE NET	STD DIN
Cutouts Open	328.4 hp 376.4 torque	333.5 hp 382.6 torque
Cutouts Closed	311.7 hp 367.0 torque	316.5 hp 372.6 torque

ILLINOIS DYNO	SAE NET	STD DIN
Cutouts Open	374.5 hp 385.6 torque	380.3 hp 391.5 torque
Cutouts Closed	331.8 hp 368.9 torque	336.9 hp 374.6 torque

Rear wheel horsepower divided by .85 gives approximate net horsepower at the crank for manual transmission cars.

Rear wheel horsepower divided by .80 gives approximate net horsepower at the crank for automatic cars.

Net horsepower at the crank divided by .80 gives approximate gross horsepower at the crank as advertised in 1970 and earlier.

Randy is a regular contributor to *The Legend* and *Smoke Signals* and a guest speaker at both national and regional Pontiac events on car detailing. He is currently part of GTOAA’s public relations team. Randy walks closely with the Lord and has copyrights to new lyrics written to “Little GTO” called “Little GTO Stands for God’s The One.”

GTOAA CLUB STORE!



EMBROIDERED APPAREL!



TEE SHIRTS



HOODED SWEATSHIRTS



3 SEASONS JACKET EMBROIDERED FRONT & BACK



DENIM SHIRTS



COOL N DRY SHIRTS



LIGHTWEIGHT POLAR FLEECE JACKET. AVAILABLE IN GREY & BLACK



SWEATSHIRTS

PRINTED APPAREL!



TOSSEL CAP



HATS



LEGEND LIVES

[Http://www.customautoapparel.com](http://www.customautoapparel.com)



BABY BIBS!



TER/RHINESTONES SCOOP NECK TEE



GET YOUR PONTIAC WEARABLES HERE!



**EVOLUTION
TEE SHIRT
\$22.00**



**NEW COLOR: SKU:
BLACK CHERRY RED**



SKU:ROYAL



SKU:102

TEE SHIRTS



Military Green



**CHROME EXTERIOR DECAL
MEASURES: 6 1/2 WIDE-1 3/4 TALL
\$4.00**



SKU:101



**Measures: 2 tall- 3 1/2
Exterior Decal
\$4.00**



NEW ARRIVAL!



**GTOAA CLUB STORE!
412-678-8402**

**Be sure to check out the other great
Club Store apparel on our website!**



TOTE BAGS



SKU:104



SKU:105

**NOW AVAILABLE AT THE GTOAA
CLUB STORE!**

GTOs FOR SALE



64 GTO post - needs full restoration. No numbers matching. 64 B-body 389 engine, newly rebuilt M21 plus newly restored Hurst shifter w/linkage. Included is a 64 post parts GTO. Both clean PA.titles, PHS documents. Lots of extra parts, including a Tri-Power set-up, wood wheel. Tim Hough 717-377-1356 #18160 **may**



64 GTO convertible, PHS documented, totally restored, Gulfstream Aqua, black interior, Muncie 4-speed, 390 posi, 389 Tri-Power, engine bored .040 over, Comp Extreme Energy RA III, woodgrain steering wheel, console, all gauges work, new wiring, new HD radiator, new carpet, one of the nicest available, build sheet receipts documentation. \$72,500 OBO serious inquires only. Don Deese 704-578-8991 #20229 **may**



66 GTO convertible, Montero Red, black top and interior, 87,000 miles, 389 4-bbl Carter, auto trans, AC, PS, redline tires, Rally II wheels, wood steering wheel, numbers match, numerous new parts. Covered and heated garage kept for the past 20 years. \$59,000. Mike Janeczko 303-910-3280 #11885 **mar**



66 GTO convertible, Iris Mist, Parchment interior and top, Tri-Power, auto, cloth top, glass window, PS, PB, PW, power antenna, reclining seats, headrests, repro Hurst wheels, re-

wired, newer rear, PHS doc. Frame-off in 2000, owned since 2004, stored in heated garage. Gorgeous, award winning. \$75,000. Gloria Reems 360-271-1333. #13630 **apr**



66 GTO project, solid car worth restoring! Originally 4-speed, Cameo Ivory, black interior. Professionally rebuilt Muncie 4-speed, 400 from a 71 ran great, Griffin dual fan radiator. Not numbers matching, does not currently run. Some metal work and parts needed. Jarrett Cosyns 661-706-5147 #19538 **mar**



67 GTO convertible, TH 400, His/Hers shifter, Regimental Red, black interior, black top, PHS documentation, power disc brakes, wood grain steering wheel. YZ 400, balanced and blue printed, 9.3 compression to run on pump gas, distributor by Milt Shornack. Owned for 26 years. \$85,000. Bill Ondocsin 256-527-1737, e-mail Ope28@aol.com #9936 **apr**



68 GTO convertible, Mayfair Maize, black interior and top, 400 cu. inch V-8, 4-speed Muncie transmission, Rochester 4-barrel Quadrajete, PHS documentation and build sheet. \$50k, U.S.D. Serious inquiries only. Ron Newcomb 253-332-6592 (leave a voice-mail). #20558 **mar**



2005 GTO, Impulse Blue/black interior; LS2 (6.0) automatic, 9,800 miles; new tires, battery, optional 18" wheels; carbon fiber venting hood; BMR plate, air intake, have original

Ad Guidelines

Free member ads are for cars, parts, or miscellaneous items.

100 word maximum per issue or 50 words plus photo for cars for sale (photos need to be 300-500 KB and are accepted via e-mail only)

Ads run 3 months unless renewed Month shown at end of ad indicates expiration issue for that ad

Must include full name, phone number, and GTOAA member ID

E-mail free member ads to: GoatGuyTom@aol.com (please put "Legend Ad" in subject line)

or mail to: GTOAA Member Ads
30 Sandhurst Drive
Mount Laurel, NJ 08054

May issue deadline is March 15

Business or commercial ads are not free. Those ads go to Mark Melrose at advertising@gtoaa.org. Check with Mark for pricing and ad sizes.

Disclaimer: Ads appearing in *The Legend* are done as a service to members, and are not an endorsement by the GTOAA for any of the items, products, or services advertised. Ads become the property of GTOAA and may be edited. GTOAA reserves the right not to run any ad which does not conform to the rules, or to which the Editor or Advertising Director have reason(s) not to publish.

parts, trophy winner. \$32,000. Andy Tift 618-664-1758 #9444 **apr**

PONTIACS FOR SALE

64 Tempest Custom convertible, all original and complete, 326, auto, PS, PB, \$6,975. Jim Savich 607-754-8443 #19733 **mar**

64 GTO hardtop tribute, restored beautifully, silver with gorgeous red interior, V8, auto, PS, PB, AC, power windows, console, disc brakes. \$20,500, possible trades. Jim Savich 607-754-8443 #19733 **mar**

67 GTO hardtop tribute, numbers matching GTO drivetrain, \$23,800. Jim Savich 607-754-8443 #19733 **mar**

PONTIACS WANTED

Wanted: 68 HO or 68 or 69 Ram Air 4-speed. Original engine not required but must have been originally an HO or Ram Air car. Jack Ottofaro 757-871-4413 ottofaroj@gmail.com #21659 **mar**

Wanted: 1968-1972 GTO, 4-speed, condition mint to concours. Walter Dragonetti 440-864-3051 or e-mail: walt_hof@yahoo.com #21158 *may*

Wanted: 69 or 70 Judge. Looking for nice original or restored to stock. No Resto Mods. Prefer PHS documented. Larry Weiss 502-648-7401 larryweiss@gmail.com #21418 *may*

Wanted: 69 GTO Judge, must be a matching-numbers car, 4-speed, in excellent condition. Documentation a must. Will also consider automatic with air including convertibles. Ralph Papa 610-721-2750, raremusclecars@aol.com #20685 *mar*

Wanted: 69 GTO The Judge, any shape. Mike Pipia 414-581-8733 #18246 *jun*

Wanted: 2006 GTO, Torrid Red, black interior, automatic, low miles, prefer one-owner car; must be in original condition, no mods, no accidents, no repaints, mint condition. Prefer 18-inch factory wheels, original window sticker, and service records if possible. Kathy Porfido 631-647-2787, kpcto@aol.com #18022 *mar*

PARTS FOR SALE

64 GTO 4-bbl intake manifold, carburetor, and air cleaner. If you are restoring a 64 GTO and your engine block code is 78X (4-bbl manual trans) or 79J (4-bbl auto trans), this is the correct OEM setup. Part # 9770274, date K93 (November 9, 1963). Carburetor opens and closes properly but has been on a shelf for a few years and may require rebuilding.

\$1,200. Payment via PayPal. R. A. Battin (812) 374-2486 (IN) #13675 *may*

64 GTO - pair of convertible red sun visors redone by Vinyl Specialties \$80; 65 GTO new Auto Pro wood steering wheel \$80; Ames new reproduction padded dash \$200; Ames C109 patch panel \$50; replated hood latch \$30; new GPE competition hi torque starter \$250; new Spal High model PF16 electric fan \$125. Walter Clark 304-552-6483 or e-mail wfclark51@gmail.com #5173 *apr*

64-67 parts: all parts to convert 64 Tempest convertible to GTO -- OEM hood, bumpers, deck lid, tail panel, taillights, gas door, Tri-Power \$7,900. Also 64 rear bumper (64-65 station wagon); straight front bumper core \$400; many 64-67 fenders; 65-66 deck lids, doors, Rally I and II wheels. Jim Savich 607-754-8443 #19733 *mar*

66 GTO parts: hood, front fenders, trunk lid, non-AC radiator support, one bucket seat (no rails) NOS header panel, and other small miscellaneous parts. Also have right door for 65 GTO hardtop. Charlie Infantino 908-232-3360 #6963 *apr*

66-67 trunk torsion rods: pair of aftermarket reproductions. One rod was temporarily installed in my GTO later replaced with an original unit; the other was never installed. \$65/set plus shipping. Thom Sherwood 520-798-3200 (AZ) or output@colorteks.com #5134 *apr*

67 GTO: door edge guards \$135, hood release \$125, instrument cluster with speedometer and lens \$295, rear speaker switch \$85, reverb

Inline Tube.com
The Professional Restorers #1 Choice
CNC Preformed Brake & Fuel Lines

Straight Length Tube Benders
Flaring Tools
Spring Wrap
Tube Nuts
Fittings
Tubing & more

Brake & Fuel Lines

Parking Brake Cables
Premium Stainless or OEM

Brake Hoses
Many Exclusive New Products!

Prop. Valves

Clips

Disc & Drum Kits

Online Ordering @
Inline Tube.com
Brake Plumbing Products
15066 Technology Dr. Shelby Twp. Michigan 48315
Order (800)385-9452 Ph (586)532-1338

Highest Quality / Best Price / Largest Selection

Order Online!
PONTIACTRIPOWER.COM

Sales & Service
Illinois / Florida

Parts / Restorations
JOHN
847-767-2868

Restorations
MIKE 309-360-6385



BRAKE BOOSTER RESTORATION

Mike Gibbons
 805-441-5390
www.brakeboosters.com
 Email: brakerestoration@gmail.com

<p>Restoration Services Brake Boosters (Rebuild & Replate) Pit Polishing Metering & Proportioning Valves Master Cylinders (Detailing & Restoration) Distribution Switch Blocks</p>	<p>Plating Services Caliper Brackets & Dust Shields Hood Hinges, Springs, and Latches Alternator Fan & Pulley Bumper Jack Shaft More Parts</p>
--	--

67 GTO 400 CID 335 HP engine, 60,000 miles, complete matching numbers. 9-bolt differential rear end complete with drum brakes; 4 Rally II wheels. Russ Shelton 310-420-5956 or e-mail Russshelton@yahoo.com, please put GTO in the subject line. Pictures available. #21824 apr

67-74 GTO LeMans parts: sheet metal, interior, engines, carburetors, trim, glass and much more. Call with needs. Mike Pipia 414-581-8733 #18246 jun

64-72 GTO/LeMans owners... is your center link near or rubbing the front of your oil pan? When you put your car in gear, does your fan hit the bottom of the fan shroud? My 69 GTO had the same issue. I engineered a spacer plate to fit between the frame cradle and engine mount brackets. Works on ALL A-body frames with V8 engines except 455. \$45 shipping included via USPS. E-mail for purchase details. Mike Spizziri 215-896-5379, e-mail: mike@mrgto.com #8654

switch \$100, console mounting bracket \$35, console rear light \$65, console door hinge \$35, heater controls \$135, hood scoop insert \$175, trunk latch \$45, convertible rear courtesy lights \$40, convertible sun visor brackets \$135, convertible dash courtesy light \$75, dash ashtray \$55, dash ashtray protector \$35, dash

gas gauge \$45, dash grounds \$40, alternator bracket \$75, remote control mirror \$175, steering column mounting bracket \$75, parking brake pedal \$55, tissue dispenser \$125, more! Greg Spreitzer 440 382-8161, e-mail nightdaygp@yahoo.com #1199 apr

2004-2006 NOS complete hood kit, includes insulation and scoops in factory box \$900; used door panels set of 4, different colors available \$400 per set; gauge clusters, several colors \$125 each; taillights \$125 pair; oil pan

GTO • TEMPEST • LE MANS			
<p>GLASS</p> <p>A-Body 2 Door Hardtop & Convertible Windshields \$129 & up</p> <p>Back Glass Side Glass Glass Packages</p>  <p>Complete Side Sets</p> <p>Clear • Orig. Green Tint • Custom Grey</p> <p>Ask us about getting your glass date coded! This is a must for original cars which may be judged.</p>	<p>BRAKES</p> <p>1964 - 1972 Complete Kits - \$479</p> <p>With Drilled & Slotted Rotors Chrome Kits Available</p> 	<p>RADIATOR</p> <p>\$239 \$289 - Show Polish</p> <p>1964-65 & 1966-67 GTO 1969 - 1972 Tempest</p> <p>EXACT REPRODUCTION High Efficiency Cooling with 2 - 1 1/8" Cores</p> <p>Available in Orig. Black or Aluminum</p> <p>DIRECT BOLT-IN Built-In Automatic Trans. Cooler</p> 	
<p>GAS TANK</p> <p>1964 - 1972 \$139 & up Stainless Steel \$225</p>  <p>Sending Units & Straps Available</p>	<p>POWER WINDOWS</p> <p>HARDTOP & CONVERTIBLE EXACT REPRODUCTION</p> <p>Complete Kit: Regulators, New Motors Correct Switches, Wiring Harness, Conduits, Templates & Instructions \$799</p> 		
<p>800-828-2212 AUTO CITY CLASSIC autocityclassic.com</p> <p style="font-size: small;">*Prices are subject to change*</p>			

shield \$100; tons of late model parts. Jim Witowski 219-879-2195 #6367 [apr](#)

Pontiac hood/trunk utility light, 17-foot cord, part #532017. \$60. Harry Mishrell 814-460-9031 #3368 [may](#)

Pontiac – GTO – Firebird – Grand Prix parts (pre-1980) bought, sold, or traded. Over 35 years of salvage yards and swap meets during that time have left me with a mixed bag of various used parts. I am looking for Judge and/or round-port motor parts, literature, trivia. E-mail johnjohn@midamerica.net for specifics, please put GTO in subject line, or call 573-581-8013. John Johnson #1390

PARTS WANTED

Wanted: '65 GTO sedan passenger and driver's side window frame moldings, upper door pieces only, both sides. Jess Hagey 360-710-0924 #11354 [mar](#)

Wanted for 66 GTO: The Deputy Robert Kunze Memorial Car Restoration is in the final stretches but we still need a few parts. If you are not aware of this project, take a look at the April 2020 or the October 2021 *Legend* for the full story. Thank you to those who have already helped with donations and parts! We still need a factory wood wheel (new or nice original) a steering column to dash bezel, and a set of Rally I center caps. Donations would be great but if you need some cash for your parts that works as well. Sam Nance 316-264-1887 (no texts), or e-mail: jbhnance@hotmail.com

Wanted 1969 Ram Air IV 400 WW code casting number 9792506 engine block, pair 722 heads and other parts. Also looking for a 7029273 Quadrajete carburetor. Mike Pipia 414-581-8733 #18246 [jun](#)

Wanted: 69 RA-IV 400 "WW" code block, block VIN ending in 242379R.....54. Car bought 1982 with 421 bottom end, still looking for its original block. John Johnson 573-473-4928 or rphjohn@hotmail.com

Wanted: wheels for 70 GTO. 14" x 6" Rally II JL code wheels dated Oct 11th - Oct 20th 1969. Call or text Ken Packard 937-254-0002 #19009 [apr](#)

Wanted: original Hurst wheels, any style or bolt pattern, singles, pairs or full sets, will also buy trim rings, clips, and center caps, can also restore your wheels, please call or email what you have, Tom Rubinate, 480-390-9058, trubinate@yahoo.com #6445 [mar](#)

Wanted: various Q-jets including 7041263, 7044270. I have other Q-jets and 67-72 GTO/LeMans/Grand Prix parts, plus more, to buy/sell/trade. John Johnson 573-473-4928 or rphjohn@hotmail.com

Wanted: looking for 69-72 GP vinyl top trim pieces. I also have Q-jets and 67-72 GTO / LeMans / Grand Prix parts, plus more, to buy/sell/trade. John Johnson 573-473-4928 or rphjohn@hotmail.com

PHOENIX GRAPHIX
"Any Decal, Any Car, Any Year!"

30th ANNIVERSARY
1962-1992

BUY FACTORY DIRECT

RESTORATION DECAL & STRIPE KITS

GTO | LeMans

www.PhoenixGraphix.com

OEM LICENSED MANUFACTURER
SATISFACTION GUARANTEED
UNBEATABLE PRICES

800.941.4550

ORIGINAL PARTS GROUP
INCORPORATED

RESTORATION
THE RIGHT WAY!

Part #C990161
WINDSHIELD REVEAL MOLDINGS

Part #C241517
OUTSIDE REARVIEW MIRROR

Part #G200015
FIBERGLASS HOOD

Part #G240825
GRILLE

Part #P200249
HEADLIGHT RETAINING RINGS

Part #G240276
PARK LAMP LENS

- GTO
- Tempest
- Lemans
- Grand Prix
- Bonneville
- Catalina

available now!

ORDER A FREE CATALOG TODAY

SHOP ONLINE: OPGI.COM
DIAL: 800.243.8355
International Dial: 562.594.1000

40 YEARS
OF EXCELLENCE

15 DAY SERVICE

Chrome Plating

15-DAY SERVICE

Specializing in
CLASSIC CARS

- Over 20 Years of Show Quality Plating -

Speed & Sport Chrome Plating

404 Broadway, Houston, Texas 77012

(713) 921-0235 - CRAIG BIERMAN

sales@speedsportchrome.com - www.speedsportchrome.com

SERVICES

GTO documentation: Looking for documentation on that GTO? Original equipment and options? The information is available from PHS Automotive Services. PHS is not affiliated with Pontiac Motor Division, but has access to production and build invoice information. With your order you will receive a copy of the factory build sheet, information on decoding it, and copies of press info. Visit www.phs-online.com for ordering details. Results sent to you via e-mail \$85; via e-mail in one day \$100; via e-mail in one day plus hard copy mailed \$115. Fax to 586-781-5167. Or-

dering by regular USPS mail, send your Vehicle Identification Number (VIN) along with a check (a cashier's check or money order will speed up the process) to PHS Automotive Services, PO Box 183251, Shelby Township, MI 48318. Visa and MasterCard accepted. Office phone 586-781-5164

Automotive Clock and Gauge Restoration: restoration of speedometers, tachometers, fuel gauges, oil gauges, battery gauges, and temperature gauges. Repair and quartz conversions on automotive clocks. Instrument Services, Inc. 4075 Steele Drive, Machesney Park, IL 61115. Phone 815-316-2921, website: www.clocksandgauges.com #17039 \$\$

MISCELLANEOUS

Memorabilia: 1964 *Motor Trend* w/64 GTO brochure \$30; 1965 *Motor Trend* "Car of the Year" issue \$10; *GeeTO Tiger* 45-rpm record by The Tigers \$65; Monogram 64 GTO model kit \$30; Johnny Lightning 64 GTO hardtop (gold) \$10; Maisto 1/18 scale 65 GTO convertible (gold) \$25; Ertl 1/64 scale 65 GTO (black); Hot Wheels 67 GTO "Tiger Racing" \$10; Hot Wheels 67 GTO (blue) \$10; Hot

Wheels 67 GTO (black) \$10; Hot Wheels 69 Judge (burgundy) \$10; Johnny Lightning 71 Judge kit \$15. Joe Camp 732-567-7527, e-mail gtojoe@verizon.net #2180 **may**

1:43 diecast Pontiacs \$10 each plus shipping. 55 Pontiac Starchief - yellow & black 2 tone; 55 Pontiac Starchief - turquoise & white 2 tone; 57 Pontiac Bonneville convertible - Fontaine Blue; 66 GTO convertible - black; 66 GTO convertible - silver; 65 GTO hardtop - gold (3). Wally Obermann 715-614-2903 cell or e-mail wallyo@nnet.net #5519 **apr**

GTO collectibles: 1/18 scale 66 GTO black \$40, gold \$40, turquoise \$50; 1/18 66 GTO diorama set \$60; 1/18 65 GTO coupe turquoise \$30; 1/18 65 GTO convertible gold \$30; 1/24 66 GTO black Royal Bobcat coupe \$25; 1/64 65 GTO Tiger Gold coupe \$10; 1/24 67 GTO turquoise convertible \$25; 1/64 Hallmark ornaments: 69 Judge orange \$10; 64 GTO red coupe \$10; 71 Judge orange \$10. All items plus shipping. Many others, call with needs. Andre Spanjol 440-865-5688 #10498 **mar**

Wanted: All Pontiac and /or Oakland training filmstrips and / or records 1927~1972. Jon Hardgrove 573-418-8949 #4762 **aug**

WORLD'S LARGEST Manufacturer of



**Vacuum-To-Electric
HEADLIGHT
CONVERSION KITS**

For Vintage Vehicles

We have a solution for you!



If your headlight covers don't line up



If they don't open correctly, or at all



If your engine's vacuum is too weak

**Many Kits are available on our web site.
See if your Make/Model is listed.
All Kits are in stock.**

DickstersSmarTypants.com

DICK SMART, 260-438-8829



In two years—thanks to our customers—we've become the world's largest manufacturer for a reason:
100% customer satisfaction

**For those interested in the
"non factory option" of
electric hideaway headlights in
their '68 GTO/LEMANS chrome bumper
OR their '67-'68 FIREBIRD:**

We have kits to make that happen for you!



All the information you need is on our website exclusively only at
DickstersSmarTypants.com

Wanted: 1966 GTO 1/25th scale slot car "Ready to Run" version by MPC. MPC "Kit" number 711-B1295 new old stock only. This was NOT a kit but a fully assembled, ready to run slot car. Motivated buyer! Color not important. Jon Hardgrove 573-418-8949 #4762 [aug](#)

SEEKING INFORMATION

I know it's a long shot, but I'm seeking information on any previous owners of my '67 hardtop that I've owned since 1972. It was ordered 02/14/1967 from Mont Clare Motor Sales on Grand Ave. in Chicago. It's a Regimental Red, HO, 4-speed car with disc brakes, head rests, 8-track and several other options. It might have been raced at one time judging by the tow bar plates that were welded to the front frame horns and a few other things that previous owners would know of. Mark Suess 920-279-4840. #14265 [jul](#)

Searching for my first 1967 GTO, last sold by a widow in Florida when moving to Louisiana in 1995. Signet Gold, black vinyl top, parchment interior. Unique options 400 4-bbl, AC, PS, PB (drums), PW, automatic transmission, Rally I wheels, clock, remote driver mirror, map lights, power antenna, buckets, center console. Aftermarket stereo cassette, driving lights, body side molding, trailer hitch. Depending on repairs there may still be identifying marks. If anyone knows of such a 1967 please contact Henry Mull, 252-241-5489, e-mail: hemulljr@gmail.com # 21978 [aug](#)

GTO MODEL REGISTRY

65 GTO Tri-Power 4-speed convertible Registry: members have full access to an enormous spreadsheet that contains detailed data from all the registry cars. Cars can be in any condition to join. Just share your PHS documentation to verify that your convertible was originally factory equipped with Tri-Power and a 4-speed. Bill Murrell, e-mail: wmurrell@comcast.net

455 Registry for 1970-73 hardtop and convertible owners. 7,088 were built. Anyone with information on these great cars is welcome. It would be great to share info. Paul Bourbeau 413-267-5834, or e-mail: hisandhers67gto@aol.com #9507

UPCOMING EVENTS

March 5, 2023, 25th annual Buick, Olds, Pontiac, Cadillac, and GMC Show, hosted by Cactus GTO chapter of GTOAA and Desert Renegades chapter of POCI, East Valley Institute of Technology, Mesa, AZ. Food, raffle prizes, DJ, trophies in over 50 classes. Info: Carl Bylander 480-507-0331. Download registration form at www.cactusgto.com

March 12, 2023, All-Pontiac Swap Meet, Hilliard, OH. Hosted by the GTO Association of Central Ohio, Franklin County Fairgrounds, 4100 Columbia St, Hilliard, OH. Vendor set-up 8am - 9am, \$20 / space. Open to public 9am - 2pm, \$5 admission. Rob Wilson 614-519-1019 e-mail ro.wilson@att.net or visit website www.gtoaco.com

KEEP YOUR GTO ORIGINAL!

JUST DASHES
EXPERTLY RESTORES
YOUR ORIGINAL:

- All GTO Dash Pads
- Clocks with Quartz Conversion
- Instruments
- Gauge Bezels
- Door Panels
- Radios

1964-1974



Chrome Plating, Painting and Detailing
Exactly As The Originals

Complete Gauge Restoration

Just
DASHES

5941 Lemona Ave, Van Nuys CA, 91411

www.justdashes.com **800-247-3274**

WHEEL OF A DEAL

1964-72 LEMANS/GTO

PONTIAC WHEELS



17" YEARONE ALUMINUM WHEELS

Free SHIPPING
On Wheel Kits

(Online only - Lower 48 States)

Get yours Today!



YEARONE

Muscle Car Parts

www.YEARONE.com

Restoration & Performance
Parts for GM, Ford & Chrysler
Muscle Cars

1-800-932-7663

©2022yearone

April 16, 2023 Akron Ohio, 13th Annual All-Pontiac Indoor Swap Meet, Toth Buick-GMC, 3300 S. Arlington Rd. Akron OH 44312, hosted by the Greater Ohio GTO Club. Vendor spaces \$20 each, vendor set-up 7:00 AM, doors open to public 9:00 AM. \$3 general admission, \$5 early bird. Vendor info Rick Hicks 330-801-3396

May 6, 2023, Pontiacs of Central California 24th Annual Central Valley Classic Pontiac, Oldsmobile, Buick, Cadillac and GMC show, Clovis CA Missionary Baptist Church. 854 N. Fowler Ave Clovis, CA 93611. Friday Night Cruise-In, Saturday show, 20 judged classes. Show flyer at pontiacsofcentralcalifornia.org. Dennis Simonson 559- 906-8900, e-mail dsimonso@comcast.net

May 21, 2023, 1st Annual All-GM Show (1999 and older), 117 SR 32, Batavia, Ohio 45102. .hosted by Ohio Valley GTO Association and Southern Ohio Rockets Oldsmobile Club. Registration 9-11:00 am, awards 4:00 pm. Car show, swap meet, vendors, DJ, food trucks, trailer parking. On-site security provided. Don Kruse 513-706.9321 (before 8 pm Eastern) or e-mail: dkruse@cinci.rr.com

June 27 - July 1, 2023, 44th Annual GTOAA Meet, Crowne Plaza Hotel, Springfield, IL. Meet registration: Bob Alexander 970-214-4234, registration@gtoaa.org; Hotel info: Tom Oxler 636-288-1426, toxler@prodigy.net; Activities info: John Johnson 573-581-8013 johnjohn@midamerica.net

August 18 & 19, 2023, GTOAA East Coast Regionals presented by SVGTO. All Pontiacs welcome! 1670 Nissley Rd., Landisville, PA 17538. Friday noon – 6pm, show Saturday 8am-3pm. 18 classes popular vote, great food, music, plenty of shade, raffle, door prizes, 50/50, model car contest, and more! Trailer parking available. Info: www.svgto.com or e-mail svgtoprez@gmail.com

September 29-30, 2023, Pontiac Uprising #34, all-Pontiac indoor car show and drag race hosted by Kansas Pontiac Club at historic SRCA Drag Strip, Great Bend, Kansas with all concrete track and pits. Test & Tune Friday afternoon, evening tech session, dinner, and guest speaker. Race and show Saturday. Host Hotel Best Western (620-792-3541). Mike 315-655-1408 or Russ 316-303-4911



EVENT LISTING GUIDELINES

Maximum 50 words

We publish only Pontiac events or events run by GTOAA chapters. Listings MUST include contact name and phone

May issue deadline is March 15

E-mail to: GoatGuyTom@aol.com

Or fax to: 856-866-9003

Or mail to: GTOAA Event Listings, 30 Sandhurst Drive, Mt Laurel, NJ 08054



PLACE YOUR ORDER TODAY!

PONTIAC
TRANSPORTATION MUSEUM
PONTIAC, MICHIGAN

SCAN for our Minute@the Museum Series on YouTube!

Looking for a Unique Gift for Your Car Lover?

Honor a Friend or Family Member

PTM CUSTOM ENGRAVED PAVER

Celebrate the car enthusiast in your life, while helping us to preserve the past...for future generations.

Easy on-line ordering takes just minutes!
To order or for more information, visit:
www.PontiacTransportationMuseum.org

Click "Ways to Donate" for Engraved Paver link

FOLLOW us on FACEBOOK for info on UPCOMING SUMMER & FALL EVENTS ...PLUS

Ask how you can sign up to get updates on exciting Museum Progress!

2 sizes available!

8" x 4" - \$100 ea	<p>The Voit Family Honoring LIGHTNIN' PETE Always Learning! Here's to Our Past & Future.</p>
8" x 8" - \$250 ea	

1964 "GTO" JOHN - Porath Family





PYPESEXHAUST.COM
GET #PYPESEQUIPPED
FIND US

64-72 GTO / TEMPEST / LEMANS 04-06 GTO

STAINLESS, MANDREL BENT OEM HANGERS
OEM MANIFOLD DOWNPIPES
OEM-STYLE STAINLESS GTO TIPS

MOST OTHER CLASSIC PONTIAC APPLICATIONS AVAILABLE



NOW AVAILABLE

Turbo Pro™
NO DRONE NO RESONANCE

Street Pro™

Race Pro™

Violator™


LEGEND APPROVED
BUILT FOR GTO OWNERS
BY GTO OWNERS!



IT'S TIME TO COOL
your PONTIAC

64-77 GTO / TEMPEST / LEMANS 04-06 GTO

MOST OTHER CLASSIC PONTIAC APPLICATIONS AVAILABLE



DUAL 1 1/4" FOR ABSOLUTE COOLING & 25% MORE EFFICIENT THAN 4 ROW
STAMPED TANKS FOR DIRECT FIT APPLICATIONS
LIFETIME WARRANTY

COLDCASERADIATORS.COM

FIND US

GTOAA Membership Application Form

Mail completed form to:
GTOAA, PO Box 277
Batesville, IN 47006

New Renewal

Please Print LEGIBLY

Name _____

Address _____

City _____

State _____ Zip _____ - _____

Phone (____) _____

E-mail: _____

Referred by _____

Your GTO Ownership
Year Body Style Engine

Individual Membership Fees

USA \$35
Canada \$40
Overseas \$50

(Canada & Overseas in US funds)

Additional family members
(associate membership) \$5 each

Make check or money order payable to
GTO Association of America
or

Pay by credit card online at
www.gtoaa.org

GTOAA CHAPTER DIRECTORY BY STATE

REFLECTS CHAPTERS REPORTING AS OF FEBRUARY 1, 2023

AL Heart of Dixie GTO Association
460 County Hwy 41 Altoona, AL 35952
Charles Morton 205-410-0416
c.mortonGTO@gmail.com
www.heartofdixiegto.com

**100%
GTOAA**

AZ Cactus GTOs, Inc.
5102 East Paradise Drive
Scottsdale, AZ 85254
Mike W. Fleury 843-860-0791
MwFleury@bellsouth.net
www.cactusgto.com

CA Southern Cal Gathering of Goats
555 South Concord Place
Anaheim, CA 92805
Al Veltre 714-956-5088
alsgoat@gmail.com
www.scgg.com

**100%
GTOAA**

CO Classic GTO Association of Denver
PO Box 745092
Arvada, CO 80006-5092
Sharlene Jung 303-233-9109
sharlenejung@comcast.net
http://clubs.hemmings.com/denvergoats/

CO Northern Colorado GTO Association
3251 Honeysuckle Ct.
Ft. Collins, CO 80521
Tammy Garton 970-443-0796
tammygarton@msn.com
www.ncgtoclub.com

**100%
GTOAA**

CT Connecticut GTO Club
11 Belmont Rd
North Haven, CT 06473
Carlene Magro 203-627-5156
CTGTOClub@gmail.com
www.ctgtoclub.org

**100%
GTOAA**

FL Sunshine State GTO Association
1515 Tamiami Trail,
Punta Gorda, FL 33950
Eric Johnson 941-276-4919
sunshinestategtoaa@gmail.com
facebook.com/groups/sunshinestategtoassociation/

**100%
GTOAA**

GA Southeastern GTO Association
154 Whitney St
Eatonton, GA 31024-5732
Dan Williams 661-378-4746
dlwilliams51@att.net
www.segtoa.org

IL Heart of Illinois GTOs
2709 Hayes Lane
Bloomington, IL 61704
Brian Sorensen 630-991-1465
hoigtobrian@comcast.net
www.HOIGTO.com

IL Windy City Goats
605 Lynchburg Court
Naperville, IL 60540-7041
Ken Braun 630-961-1298
gtoken2003@yahoo.com
no website

**100%
GTOAA**

IN Indy GTO Association
219 Bays Drive
Noblesville, IN 46062
Bill Sanders 765-432-9333
Sanders.bill@comcast.net
http://indygto.blogspot.com

**100%
GTOAA**

IN Pontiacs of Southeastern Indiana
22209 Vine St
Oldenburg, IN 47036
Doug Pulskamp 812-212-6280
humbler70gto@yahoo.com
www.posiclub.com

**100%
GTOAA**

KS GR-RRR8'R Wichita GTO Club
7801 S.W. 210th St
Douglass, KS 67039
Janice Duryea 316-461-5502
GTOCRUZR68@gmail.com
www.wichitagto.com

**100%
GTOAA**

MA Pioneer Valley GTO Association
258 Lower Hampden Road
Monson, MA 01057
Paul Bourbeau 413-267-5834
hisandhers67gto@aol.com
www.PVGT0.com

MD Royal GTOs
7028 Mink Hollow Rd.
Highland, MD 20777
Guy Riffle 240-447-7051
gwriffle@gmail.com
www.royalgto.com

MN Land of Lakes GTO Club
27475 - 111 Street NW
Zimmerman, MN 55398
Jim Nelson 763-856-3678
freebird@basec.net
www.LOLGTO.com

**100%
GTOAA**

MO Gateway GTO Association
644 Emge Road
O'Fallon, MO 63366
Chris Winslow 636-294-8104
chrswinslow@charter.net
www.gatewaygto.org

**100%
GTOAA**

NC Performance Pontiacs of the Carolinas
6415 Cardinal Wood Drive
Greensboro, NC 27410
Tim Joseph 336-580-1432
tjosephxlr8n@gmail.com
Facebook: performance pontiacs

**100%
GTOAA**

NC Tarheel Tigers Pontiac Club
1002 Senoma Place
Apex, NC 27502
Cary Kasdorf 919-427-2920
carykasdorf@gmail.com
www.tarheeltigers.org

NE Heartland GTO Association
4805 N 139th Street
Omaha, NE 68164
David Kaufman 402-689-1424
dgjkmd@aol.com
www.facebook.com/heartlandgtoassociation

**100%
GTOAA**

NJ Delaware Valley Old Goat Club
P.O. Box 295
Hainesport, NJ 08054
Tom Szymczyk 856-439-0314
goatguytom@aol.com
www.oldgoatclub.com

**100%
GTOAA**

NM Land of Enchantment GTOs
2905 Montclair Dr NE
Albuquerque, NM 87110
Michelle Garcia 505-459-8719
Michelle67gto@yahoo.com
www.loegtos.com

**100%
GTOAA**

NY Long Island GTO Club
P.O. Box 620758
Douglaston NY 11362
Gary Heicklen 917-208-7864
presidentligto@aol.com
www.gtoclubli.com

**100%
GTOAA**

NY Mohawk Valley Pontiacs
122 Vanderwerken Rd
Central Bridge, NY 12035
Joseph Karas 413-246-8386
joe54vette@aol.com
www.mohawkvalleypontiacs.wordpress.com

**100%
GTOAA**

OH GTO Association of Central Ohio
1810 Upper Valley Drive
West Jefferson, OH 43162
Stan Farlow 614-230-4529
skfarlow@aol.com
www.gtoaco.com

OH Greater Ohio GTO Club
7919 Brakeman Road
Painesville, OH 44077
Dean House 440-231-0444
dmhouse76@gmail.com
www.gogtoaa.com

**100%
GTOAA**

OH The Ohio Valley GTO Association
8076 Somerset Chase
Cincinnati, OH 45249
Don Kruse 513-706-9321
dkruse@cinci.rr.com
www.ovgto.com

OR Goat Herd GTO Club of Oregon
P.O. Box 1071
Clackamas, OR 97015
Terry Boeckel 503-659-7790
djjudge70gto@aol.com
www.goat herd.com

**100%
GTOAA**

PA Greater Pittsburgh GTO Car Club
71 Bonnie Drive
North Huntingdon, PA 15642
Randy Reece 412-558-3780
rreece3@comcast.net
www.greaterpghgto.com

**100%
GTOAA**

PA GTO Association of Pennsylvania
478 South Cottonwood Road
Northampton, PA 18067-9624
Robert Jones 610-262-1677
62straycat@gmail.com
www.gtopa.org

PA Susquehanna Valley GTOs
109 5th Street
Biglerville, PA 17307
Brian Little 717-521-8277
svgtoprez@gmail.com
www.svgto.com

**100%
GTOAA**

TX GTO Association of North Texas
9500 Feathergrass Ln Suite 120-106
Fort Worth, TX 76177
Robert Hale 214-684-6489
gtoantx@gmail.com
www.gtoant.com

TX Gulf Coast GTOs
429 Apache Run
Wallisville, TX 77597
Eric Stevens 281-684-4243
GTOEric71@yahoo.com
www.gulfcoastgto.com

WA Northwest GTO Legends
P.O. Box 66899
Seattle, WA 98166-0899
Bob Stevenson 206-817-9883
staff@northwestlegends.com
www.northwestlegends.com

**100%
GTOAA**

WI Original GTO Club
158 County Road BB
Marshall, WI 53559
Paul Hauser 414-416-0991
paulhauser59@gmail.com
Facebook:original gto club

**100%
GTOAA**



Is Your Info Correct?

This list include info as of February 1, 2023. If your club's latest info was received after that date, the update will appear on the chapter list posted on the GTOAA website.

We would all like to have the chapter listings correct and up-to-date. Please contact Bill Sanders -- chapters@gtoaa.org -- with any questions, updates, or corrections.

Thanks!

Legendary

AUTO INTERIORS LTD.®



**AMERICAN MUSCLE
RIDES WITH LEGENDARY**

CHRYSLER/DODGE/PLYMOUTH
1957-79 A, B, C, E & F-BODY

AMERICAN MOTORS
1968-74 JAVELIN, AMX & REBEL
1971-74 GREMLIN, HORNET
AMBASSADOR & MATADOR

GENERAL MOTORS
1964-72 A-BODY, 1967-81 F-BODY
1970-72 NOVA



WWW.LEGENDARYAUTOINTERIORS.COM
PHONE: 800-363-8804 FAX: 800-732-8874





There's not an app for this

INSURANCE DRIVERS CLUB CAR CULTURE MARKETPLACE

HAGERTY
offered by

John Abrams & Assoc Insurance Agency Inc

HAGERTY
Top Gear
Agent
2022

845-565-7894

CLASSIC CAR INSURANCE

johnabramsinsurance.com

john@jabramsins.com

Policies underwritten by Essentia Insurance Company. Membership by Hagerty Drivers Club, a non-insurance subsidiary of The Hagerty Group, LLC. Only the Hagerty Drivers Club Program Guide contains a complete description of benefits. Purchase of insurance not required for membership in Hagerty Drivers Club. All third party makes, models, and vehicle names are property of their respective owners. Their use is meant to reflect the authenticity of the vehicle and do not imply sponsorship nor endorsement of Hagerty nor any of these products or services. Hagerty is a registered trademark of the Hagerty Group LLC, ©2021 The Hagerty Group, LLC. All Rights Reserved.