


# Hampshire Fire Protection District

## 2023 Annual Report





# *Table of Contents*

*Page(s)*

*1 From the Fire Chief*

*2-4 USA 2023 Firefighter Line of Duty Fatalities*

*5 Meet the Board of Trustees*

*6 Meet the Command Staff*

*7 Meet the Support Staff*

*8-10 2023 New Hires*

*11 Those Who Served with Us That We Lost in 2023*

*12-15 2023 Summary*

*16 Incidents by Type 2009-2023*

*17 6 Year Call Volume*

*18 2023 Incidents*

*19 2023 Total Runs*

*20 Incident Hours*

*21 Calls by Personnel*

*22 Alarm Type*

*23 Calls by Shift*

*24 Turnout Times*

*25 Calls by District*

*26 Call Response Time Map*

*27 Average Response Times by District*

*28 Calls by Fire Station*

*29 Calls by Month*

*30 Calls by Day of Week*

*31 Calls by Time of Day*

*32 Calls per Day*

*33 Multiple Calls in Progress*

*34 Apparatus Response*

*35 Incident Action Taken*

*36 Medical Call by Type*

*37 Vehicle Accidents*

*38 Patients*

*39 Cardiac Arrest Responses*

*40 Hospitals*

*41 Fire Calls*

*42 2023 Fire Dollar Loss*

*43 Structure Fire Responses*

*44 Mutual Aid / Auto Aid Given*

*45 Mutual Aid / Auto Aid Received*

*46-54 Training/Education*

*55-56 Public Education/Community Relations*

*57-58 Fire Prevention Bureau*

*59 Fitness*

*60 Work Hours*

*61-62 2023 Awards Ceremony*

*63 Station 2 Construction / Groundbreaking*

*64 2023 Community Development*

*65 Pension Board*

*66-68 Foreign Fire Insurance Tax Board*

*69 Honor Guard*

*70 Retiree Appreciation Breakfast*

*71 Firefighters Association*

*72 Professional Firefighters Local 4782*

*73 Firefighters Auxiliary*

*74-75 Department Activities*

*76-79 2023 Department Accomplishments*

# *Hampshire Fire Protection District 2023 Final Report*

## *From The Fire Chief*



It was a busy year for the fire district, we responded to 1,563 calls for service. That made it the second busiest year in department history just short of last year's record of 1,578 calls for service. We finalized the plans for fire station 2 and we broke ground on August 2<sup>nd</sup>. The station is scheduled to be completed in late spring of 2024. With the Tamms Subdivision about complete, the Prairie Ridge Subdivision expanding north of Kelley Road, the commercial development occurring in the Rt. 20 and I-90 area and the planned Oakstead Subdivision off of Big Timber Road, the timing for station 2 couldn't have been better planned.

We hired three full-time and six part time firefighters during the year. We now have 12 full-time and 24 part-time firefighters. With the additional firefighters, we were able to staff the station with 6-7 firefighters per shift on a regular basis. This allowed us to staff three units frequently enabling us to handle more multiple calls in progress in which we had 322 multiple calls in progress in 2023, that was the most ever in department history.

Unfortunately, in July we had a serious accident with our primary fire engine when it left the road and rolled over. We are so thankful that the four firefighters in the engine only sustained minor injuries. Shortly after that accident our Deputy Chief while responding to an accident on the tollway was struck from behind at high speed by another vehicle. Thankfully he only sustained minor injuries. Our drivers training committee reviewed our driver's training policy and made some minor changes in hopes we limit the chances of an accident occurring again. A new fire engine and staff vehicle will be delivered in 2024.

In this report, you will review many statistics from incidents, training, public education and fire prevention and all of the other services and programs we completed during the year. There were numerous administrative and operational accomplishments as well as we continue to strive to provide the best services possible to our residents. I am extremely proud of my administrative staff and firefighters for the work they do daily. We look forward to continuing to enhance those services in 2024.

Sincerely,

*Trevor Herrmann*

Trevor Herrmann CFO  
Fire Chief

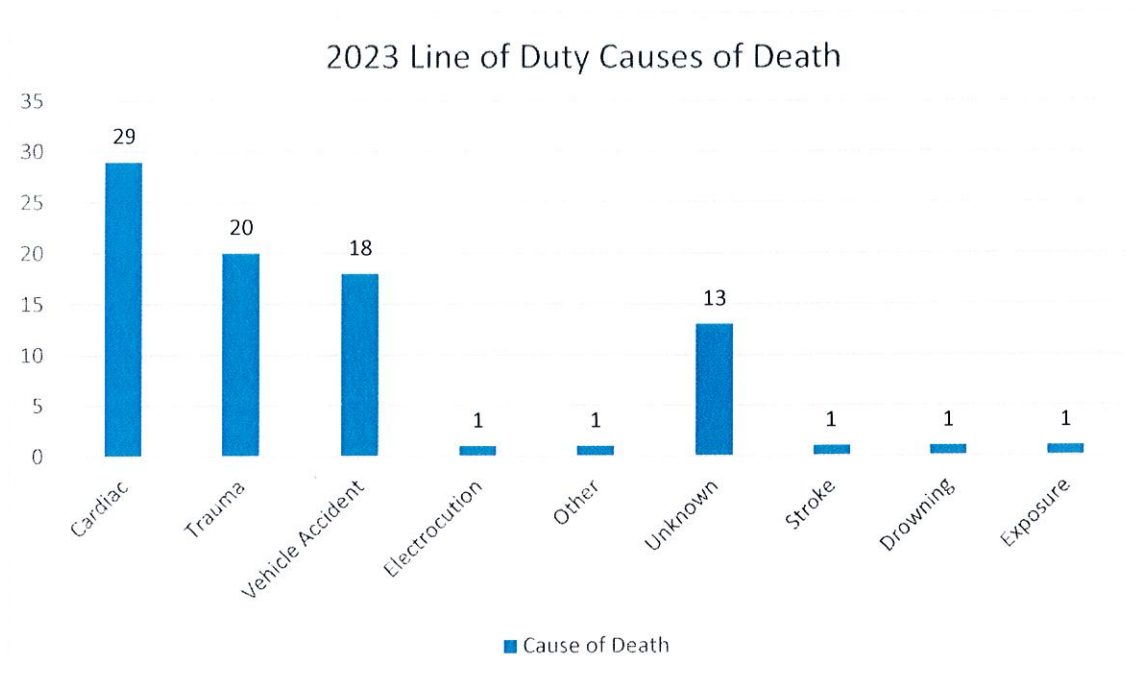
## 2023 Firefighter Line of Duty Fatalities

<u>NAME</u>	<u>Fire Department</u>	<u>Date of Death</u>	<u>Cause</u>
1. Larry Peasley	Maroa Countryside Fire District (IL)	01/04/2023	Cardiac
2. Chad Cate	Clallam County Fire District 3 (WA)	01/12/2023	Unknown
3. Kevin Dailey	Middleport Fire Department (OH)	01/24/2023	Vehicle Accident
4. Robert Gardner, Jr.	Richmond-Carolina Fire District (RI)	01/26/2023	Cardiac
5. Brandon Norbury	Gresham Fire Department (OR)	02/03/2023	Unknown
6. Tre' Evans-Dumaran	County of Maui Department of Fire (HI)	02/04/2023	Drowning
7. Todd Yandre	Lake Mills Fire Department (WI)	02/15/2023	Cardiac
8. Steven Smith	Pebble Volunteer Fire Department (AL)	02/19/2023	Vehicle Accident
9. Ethan Quillen	Paw Paw Volunteer Fire Department (MI)	02/22/2023	Electrocution
10. Paul Cloutier	Webster Fire Department (MA)	02/21/2023	Unknown
11. Ricky Hill, Jr.	Flint Fire Department (MI)	02/25/2023	Unknown
12. Jason Arno	Buffalo Fire Department (NY)	03/01/2023	Trauma
13. Rocky Wood	Virginia Department of Forestry (VA)	03/09/2023	Vehicle Accident
14. William Fore	Brady Fire/EMS (TX)	03/09/2023	Trauma
15. Steve Harris	For Johnson Volunteer Fire Company (NY)	03/13/2023	Cardiac
16. Matthew Smith	Bartow County Fire & EMS (GA)	03/21/2023	Unknown
17. Jeff Pfeiffer	Deptford Fire Department (NJ)	03/24/2023	Cardiac
18. Minton Beach	Oak City Volunteer Fire Department (NC)	03/22/2023	Cardiac
19. Edward Hykel	City of West Fire Department (TX)	03/28/2023	Trauma
20. Jermaine Pelt	Chicago Fire Department (IL)	04/04/2023	Unknown
21. Jan Tchoryk	Chicago Fire Department (IL)	04/05/2023	Unknown
22. Anthony Duivenvoorde	Sussex Fire Department (NJ)	04/12/2023	Cardiac
23. Cody Mullens	West Virginia Division of Forestry (WV)	04/13/2023	Trauma
24. Horace Wright	Abbott Volunteer Fire Department (TX)	04/14/2023	Trauma
25. Chester Lauck	Frederick County Fire Rescue (VA)	04/23/2023	Cardiac
26. Roy Sewell	North Tazewell Volunteer Fire Department (TN)	04/24/2023	Vehicle Accident
27. Fred Fedeler	Chester Volunteer Fire Department (SD)	04/22/2023	Cardiac
28. Richard Hempel	Groesbeck Volunteer Fire-Rescue (TX)	05/09/2023	Cardiac
29. James Muller	Irmo Fire District (SC)	05/26/2023	Trauma
30. Kyle Osgood	Farmland Volunteer Fire Department (IN)	05/25/2023	Vehicle Accident
31. Brian Letrent	Bayville Volunteer Fire Company 1 (NJ)	06/21/2023	Cardiac
32. Stewart Hunt	Ancram Volunteer Fire Department (NY)	06/15/2023	Unknown
33. Bobby Smith	Ware County Fire Rescue (GA)	06/22/2023	Vehicle Accident
34. William McCale	Vermilion Township Fire Rescue (OH)	06/10/2023	Cardiac
35. Shaun Daniel	Georgia Forestry Commission (GA)	06/05/2023	Cardiac
36. Lloyd Ruediger	New Haven-Berger Fire Protection District (MO)	06/26/2023	Cardiac
37. Brice Trossbach	Naval District Washington Fire Dept (MD)	06/27/2023	Trauma
38. Hal Hanenkrath	South Richland Fire Department (OH)	06/27/2023	Other
39. Jarod Kammeyer	Noble Township Fire Department (OH)	02/14/2023	Exposure
40. Ian Strickler	Frederick County, VA Fire Rescue (VA)	07/05/2023	Unknown
41. Augusto Acabou	Newark Fire Department (NJ)	07/05/2023	Trauma
42. Wayne Brooks, Jr.	Newark Fire Department (NJ)	07/05/2023	Trauma
43. James Cleary, Jr.	Bramwell Volunteer Fire Department (WV)	07/11/2023	Trauma
44. Jeffrey Norman	Memphis Fire Department (TN)	07/19/2023	Trauma
45. Jordan Melton	Birmingham Fire & Rescue (AL)	07/17/2023	Trauma
46. Evan Brown	Honey Grove Volunteer Fire Department (TX)	07/30/2023	Vehicle Accident
47. Josh Bischof	California Department of Forestry CAL (CA)	08/06/2023	Vehicle Accident
48. Timothy Rodriguez	California Department of Forestry CAL (CA)	08/06/2023	Vehicle Accident
49. Tony Sousa	California Department of Forestry CAL (CA)	08/06/2023	Vehicle Accident
50. Benjamin Sapper	US Forest Service, Rogue River-Siskiyou (OR)	08/04/2023	Vehicle Accident

<b><u>NAME</u></b>	<b><u>Fire Department</u></b>	<b><u>Date of Death</u></b>	<b><u>Cause</u></b>
51. Edward Steines	West Milford Fire Department (NJ)	08/16/2023	Cardiac
52. Shawn Giles	Fuller Hose Company 1 (PA)	08/20/2023	Trauma
53. Anthony DeSimone	North Haven Fire Department (CT)	08/24/2023	Cardiac
54. Terryson Jackson	Broward Sheriff's Dept of Fire Rescue (FL)	08/28/2023	Vehicle Accident
55. Kevin Ward	Chicago Fire Department (IL)	08/28/2023	Trauma
56. Mia Ethridge	Louisa County Department of Fire (VA)	09/01/2023	Vehicle Accident
57. Joe Parish	Diboll Volunteer Fire Department (TX)	09/01/2023	Vehicle Accident
58. Josh Kogel	Cavour Volunteer Fire Department (SD)	09/04/2023	Unknown
59. Joseph Maragliano	Nyack Fire Department (NY)	09/02/2023	Cardiac
60. Terrence Judge	Pembroke Fire Department (NH)	03/24/2023	Stroke
61. Troy Thompson	Seven Springs Volunteer Fire Department (NC)	10/04/2023	Unknown
62. Earl Dyer	Richmond Fire Department (VA)	10/05/2023	Unknown
63. Timothy Johnson	Pleasant Volunteer Fire Department (PA)	10/17/2023	Cardiac
64. Cameron Craig	Abingdon Fire Department (VA)	10/19/2023	Vehicle Accident
65. Colin Reedy	West Whiteland Fire Company (PA)	10/20/2023	Vehicle Accident
66. Rodney Pitts, III	Baltimore City Fire Department (MD)	10/19/2023	Trauma
67. Anthony Hoffman	Ionia Fire Department (IA)	10/22/2023	Vehicle Accident
68. Adam Hart	Hurlburt Field Fire & EMS (FL)	10/05/2023	Unknown
69. Dillon Rinaldo	Baltimore City Fire Department (MD)	10/25/2023	Trauma
70. Regina Huffman	Coon Creek Fire Rescue (KY)	10/28/2023	Vehicle Accident
71. Joseph Back	Whitesburg Fire Department (KY)	10/30/2023	Cardiac
72. David Phelps	Prairieton Fire Department (IN)	11/02/2023	Cardiac
73. Thomas Petschke, Jr.	Ballardsville Fire Rescue (KY)	11/11/2023	Cardiac
74. Andrew Price	Chicago Fire Department (IL)	11/13/2023	Trauma
75. Ronald Strosnider	Capon Valley Volunteer Fire Department (WV)	10/20/2023	Cardiac
76. Justin Bower	Kinnelon Volunteer Fire Company (NJ)	11/18/2023	Cardiac
77. John Norris	Forest Bend Fire Department (TX)	11/25/2023	Cardiac
78. Matthew Dawson	Lubbock Fire Rescue (TX)	11/26/2023	Trauma
79. Daniel Potts	Whitney Fire Department (TX)	11/24/2023	Cardiac
80. Ralph Stegbauer	Concord Green Township Fire Department (OH)	11/25/2023	Trauma
81. Jeffrey Skaggs	Concord Green Township Fire Department (OH)	11/25/2023	Trauma
82. Richard Miller	Hendersen County Fire Department (TN)	12/01/2023	Cardiac
83. Lamont Killian, Jr.	Mount Vernon Fire Department (NY)	12/11/2023	Cardiac
84. Charles Gallant	Rye Fire Rescue (NH)	12/14/2023	Cardiac
85. Robert Wysong	Clinton-Warren Joint Fire Rescue District (OH)	12/26/2023	Cardiac

2022 Line of Duty Deaths: 94

2023 Line of Duty Deaths: 85




*Deaths categorized as "unknown" means a final cause of death has not yet been determined.*

### 2023 Line of Duty Deaths By State


Alabama	2	New Jersey	7
California	3	New York	5
Connecticut	1	North Carolina	2
Florida	2	Ohio	7
Georgia	3	Oregon	2
Hawaii	1	Pennsylvania	3
Illinois	5	Rhode Island	1
Indiana	2	South Carolina	1
Iowa	1	South Dakota	2
Kentucky	3	Tennessee	3
Maryland	3	<b>Texas</b>	<b>9</b>
Massachusetts	1	Virginia	6
Michigan	2	Washington	1
Missouri	1	West Virginia	3
New Hampshire	2	Wisconsin	1




**Board of Trustees**




**President  
Tim Thompson**




**Secretary  
Brian Pechtold**



**Treasurer  
Steve Gustafson**




**Trustee  
Dr. David Scarpino**



**Trustee  
Richard Heine**

The Hampshire Fire Protection District Board is made up of five elected residents of the fire district. The Board's primary responsibility is to provide financial oversight and strategic planning to ensure the District's fiscal stability while providing the highest level of services possible to its residents. The Board meets on the second Wednesday of every month



Command Staff




Fire Chief  
Trevor Herrmann



Deputy Fire Chief  
Eric Larson




**Support Staff**



**Financial Director  
Jody Remakel**




**Captain of EMS  
Sheri Stadie**



**Fire Inspector  
Mark Clauss**




**Chaplain  
Larry Koontz**



**Chaplain  
Matthew Mariani**

## 2023 Swearing-Ins & Promotions



**Jenny Misner**


*Full-Time Firefighter / Paramedic*

Jenny was hired full-time in January of this year. She comes to us with lots of experience from other organizations. She was a part-time firefighter with the Pingree Grove Fire District and a full-time firefighter with the East Dundee Fire District. She is an EMS Lead Instructor, CPR Instructor, State certified Fire Officer 1, and holds a Bachelor's Degree from Millikin University.

**Laura Black**

*Full-Time Firefighter / Paramedic*


Laura was hired full-time in January of this year. She was serving with us as a part-time firefighter prior to being hired full-time. She was hired with us initially in February 2020 as an intern with the District. She attended the fire academy at ECC and paramedic class through Advocate Sherman Hospital.




**Chris Blonskij**

*Full-Time Firefighter / Paramedic*

Chris was hired full-time in September of this year. He was serving with us as a part-time firefighter prior to being hired full-time. He was hired with us initially in January 2017 as a Firefighter EMT with the District. He attended the fire academy with the Pingree Grove Fire District and paramedic class through Advocate Sherman Hospital.



**2023 Swearing-Ins & Promotions**



**Aaron Gardner**


*Part-Time Firefighter / EMT*

Aaron started with us as an intern as he completed the fire academy at ECC. After completion of the academy, he was hired part-time.

**Evan Heckman-Trathen**

*Part-Time Firefighter / EMT*


Evan started with us as an intern as he completed the fire academy at ECC. After completion of the academy, he was hired part-time.




**Connor Sardo**

*Part-Time Firefighter / EMT*

Connor started with us as an intern as he completed the fire academy at ECC. After completion of the academy, he was hired part-time.



## 2023 Swearing-Ins & Promotions



**Michael Mikolajski**  
*Part-Time Firefighter / EMT*

Michael started with us as an intern as he completed the fire academy at ECC. After completion of the academy, he was hired part-time.


**Amanda Stahulak**  
*Part-Time Firefighter / EMT*

Mandy started with us as an intern as he completed the fire academy at ECC. After completion of the academy, he was hired part-time.





**Tyler Ott**  
*Part-Time Firefighter / EMT*

Tyler started with us as an intern as he completed the fire academy at ECC. After completion of the academy, he was hired part-time.



## Those Who Served with Us That We Lost In 2023



Gordy Bazsali started as a volunteer firefighter in 1977, he became an EMT and after retiring from his full-time job he became a Paramedic and worked part time as a Firefighter/Paramedic with the district until 2007.



Paramedic Kathy Randecker served the fire district from 1975 to 1996. She was one of the first trained Paramedics on the department and she was the first full time Paramedic. Kathy served as the EMS Chief from 1987 to 1993.

## *2023 Summary*

- 1. The Hampshire Fire Department responded to 1,563 incidents in 2023. There were 1,017 ambulance requests and 546 fire requests. Personnel spent 1,690 hours and 5,857 Man Hours on incidents during the year.*
- 2. There were 1,508 still alarms, 31 full-still alarms / department recalls and 24 general alarms.*
- 3. 880 patients were treated during the year with 425 receiving Advanced Life Support Treatment and 395 receiving Basic Life Support Treatment. There were 60 mutual aid patient assists.*
- 4. There were 92 vehicle accidents with 148 patients, 29 ALS patients, 119 BLS patients, 3 fatalities and 12 accidents required extrication.*
- 5. The total property fire loss for the year: (\$745,506.00) Property value: \$14,019,484.00*
- 6. 718 incidents occurred in District 11, 98 incidents occurred in District 12, 165 incidents occurred in District 21, 106 incidents occurred in District 22, 45 incidents occurred in District 23 and there were 431 mutual aid /auto aid requests.*
- 7. There were 447 EMS responses in District 11 with an average response time of 3:44.*
- 8. There were 140 Fire responses in District 11 with an average response time of 3:41.*
- 9. There were 7 EMS responses in District 11 for a cardiac arrest with an average response time of 4:13.*
- 10. There were 8 responses in District 11 for a structure/ equipment fire with an average response time of 3:08.*
- 11. There were 8 responses in District 11 for a vehicle accident with an average response time of 3:36.*
- 12. There were 52 EMS responses in District 12 with an average response time of 6:02.*
- 13. There were 19 Fire responses in District 12 with an average response time of 6:38.*



14. *There was 1 response in District 12 for a cardiac arrest with an average response time of 6:19.*
15. *There were 0 response in District 12 for a structure / equipment / content fire with an average response time of 0:00.*
16. *There were 21 responses in District 12 for vehicle accidents with an average response time of 8:11.*
17. *There were 72 EMS responses in District 21 with an average response time of 8:50.*
18. *There were 48 Fire responses in District 21 with an average response time of 8:59.*
19. *There were 2 EMS responses in District 21 for a cardiac arrest with an average response time of 7:55.*
20. *There were 3 responses in District 21 for a structure / equipment / contents fire with an average response time of 8:44.*
21. *There were 7 responses in District 21 for vehicle accidents with an average response time of 8:11.*
22. *There were 44 EMS responses in District 22 with an average response time of 6:50.*
23. *There were 26 Fire responses in District 22 with an average response time of 9:02.*
24. *There was 0 EMS response in District 22 for a cardiac arrest with an average response time of 0:00.*
25. *There were 2 responses in District 22 for a structure / equipment / contents fire with an average response time of 7:58.*
26. *There were 30 responses in District 22 for vehicle accidents with an average response time of 7:19.*
27. *There were 10 EMS responses in District 23 with an average response time of 14:02.*
28. *There were 6 Fire responses in District 23 with an average response time of 14:01.*

29. *There were 25 responses in District 23 for vehicle accidents with an average response time of 12:55.*
30. *There were 2 responses in District 23 for a Cardiac Arrest with a response time of 13:10.*
31. *There were 54 Auto aid / mutual aid fire responses with an average response time of 16:39.*
32. *There were 136 Auto aid / mutual aid EMS responses with an average response time of 9:29.*
33. *The Department responded to 376 non-emergency/other calls for the year.*
34. *There were 17 EMS Walk into the fire station during the year.*
35. *We received EMS mutual aid 90 times with 43 transports.*
36. *We responded EMS mutual aid 74 times with 29 transports.*
37. *Engine 1411, Ambulance 1453, were the busiest units responding to 505 and 578 incidents respectively.*
38. *Department personnel completed 13,399 training hours during the year.*
39. *Department personnel completed 1,821 fitness hours during the year.*
40. *The department responded to 80 fires: (38 structure, 19 brush, 13 vehicle, 7 equipment, 3 other type)*
41. *152 Public Education / Relation programs were conducted totaling 173 hours (640 -man hours) with 19,463 people attending the programs.*
42. *The busiest time of day was between 17:00 – 18:00 with 108 calls.*
43. *2023 average calls per day: 4.28*
44. *2023 average calls per month: 130.25*
45. *The busiest day of the week was Wednesday with 274 calls.*
46. *There were 322 times that the department had multiple calls in progress.*
47. *Gold shift was the busiest shift with 548 calls.*

- 48. Black and Red shift had the best out the door time during the day with an average of 1:08 (331) & (349), Red shift at night with 1:37 (94).*
- 49. There was a total of 55 Department Recalls during the year with an average of 1 firefighter coming back per callback.*
- 50. Shift personnel spent 2,017 hours on apparatus inspections /maintenance/inventories/washing, station housekeeping/maintenance, and administrative duties and projects.*
- 51. 311 fire inspections were conducted with 306 violations being found. There were 238 re-inspections conducted with 324 violations corrected. 1,060 hours were spent on inspections and Bureau work during the year. We billed \$ 20,451 in plan reviews for the year.*
- 52. Building Permit report: 286 new residential permits and 4 new commercial permits were issued during the year.*
- 53. 2023 Incidents: 1,563 2022 Incidents: 1,578*

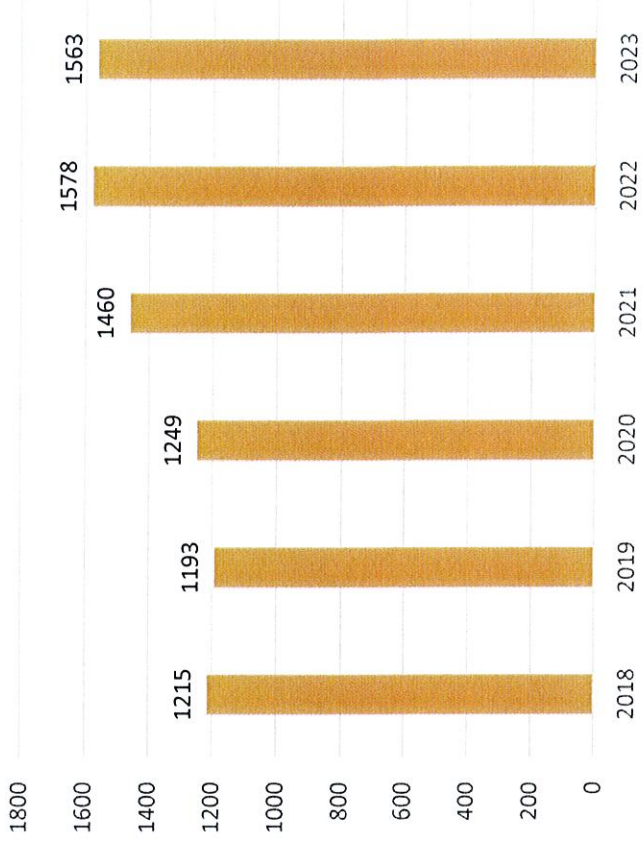

# Hampshire Fire Department Incidents 2009-2023

<b>MEDICAL CALLS</b>	<b>2009</b>	<b>2010</b>	<b>2011</b>	<b>2012</b>	<b>2013</b>	<b>2014</b>	<b>2015</b>	<b>2016</b>	<b>2017</b>	<b>2018</b>	<b>2019</b>	<b>2020</b>	<b>2021</b>	<b>2022</b>	<b>2023</b>
ALS Medical	244	239	222	251	260	251	236	258	283	295	274	277	353	344	332
BLS Medical	71	72	53	70	66	49	94	93	79	112	112	126	107	152	140
ALS Trauma	14	18	17	26	32	25	37	36	25	36	39	23	52	40	39
BLS Trauma	24	27	27	31	38	45	51	58	59	55	51	44	34	32	49
Vehicle Accidents	72	58	67	66	83	100	75	83	81	92	86	53	78	99	92
Lift Assists / Other	23	20	41	34	33	42	50	42	34	31	26	68	58	51	62
Medical Calls/Other	15	6	7	12	7	25	24	27	35	35	38	26	44	45	60
Mutual aid to scene	23	31	18	19	20	29	24	29	20	32	40	120	156	193	137
MA COQ/Other	105	112	81	61	67	102	71	74	42	27	6	18	86	100	106
<b>Total</b>	<b>591</b>	<b>583</b>	<b>533</b>	<b>570</b>	<b>606</b>	<b>668</b>	<b>662</b>	<b>700</b>	<b>658</b>	<b>715</b>	<b>672</b>	<b>755</b>	<b>968</b>	<b>1056</b>	<b>1017</b>

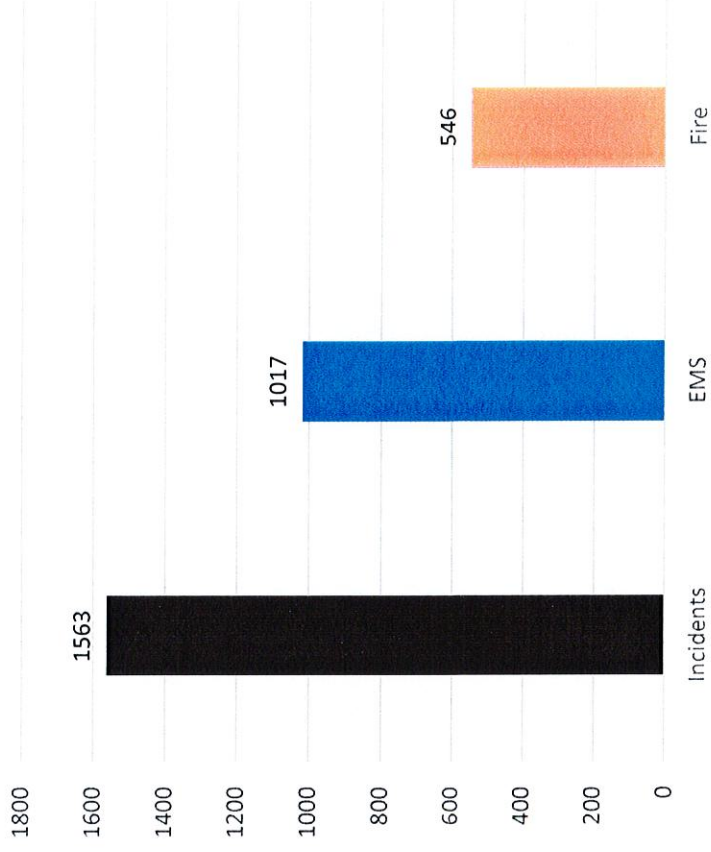
<b>Total Patients</b>	<b>520</b>	<b>527</b>	<b>535</b>	<b>616</b>	<b>727</b>	<b>614</b>	<b>650</b>	<b>737</b>	<b>729</b>	<b>733</b>	<b>676</b>	<b>673</b>	<b>893</b>	<b>952</b>	<b>880</b>
-----------------------	------------	------------	------------	------------	------------	------------	------------	------------	------------	------------	------------	------------	------------	------------	------------

<b>FIRE CALLS</b>	<b>2009</b>	<b>2010</b>	<b>2011</b>	<b>2012</b>	<b>2013</b>	<b>2014</b>	<b>2015</b>	<b>2016</b>	<b>2017</b>	<b>2018</b>	<b>2019</b>	<b>2020</b>	<b>2021</b>	<b>2022</b>	<b>2023</b>
Hazardous Material	37	25	45	34	48	55	31	49	46	39	50	54	44	49	40
Structure fire	5	8	3	4	5	9	3	2	1	5	6	10	1	5	6
Brush / Grass fire	8	11	6	12	13	5	4	7	11	6	10	10	18	8	8
Vehicle fire	11	6	11	8	9	9	8	13	8	15	10	8	17	23	12
Trash / dumpster fire	0	2	0	0	2	0	0	0	2	0	3	0	2	0	3
Illegal burn	7	5	6	7	5	4	1	11	4	4	4	6	3	0	1
Equipment fire	8	8	9	8	6	9	9	10	3	7	5	7	19	7	7
Comm. Fire Alm	124	145	162	91	135	146	161	239	283	208	193	165	155	170	175
Residential Alarm	20	11	12	21	21	25	13	20	20	11	15	20	20	21	19
Investigations	19	16	27	24	41	18	31	22	30	17	37	30	17	21	19
Wires down / Elect.	13	9	10	15	27	9	15	8	14	26	12	17	13	15	30
Public Assists	9	12	3	6	8	17	13	13	22	34	29	30	23	35	36
Rescue / Other	0	0	4	5	6	8	4	0	7	0	4	8	0	11	5
Auto Aid Struct. fire	4	12	7	14	9	15	17	6	18	20	19	30	33	31	27
Auto Aid false alarm	4	8	5	11	7	15	20	21	15	16	28	34	34	39	47
Mutual Aid struct fire	9	14	15	11	11	13	10	9	18	7	6	4	3	6	5
Mutual Aid COQ	4	4	5	4	12	4	5	15	3	5	3	15	13	16	22
Mutual Aid fire other	6	2	9	20	10	22	10	30	58	80	87	46	77	65	84
<b>Total</b>	<b>288</b>	<b>298</b>	<b>339</b>	<b>295</b>	<b>375</b>	<b>383</b>	<b>355</b>	<b>475</b>	<b>563</b>	<b>500</b>	<b>521</b>	<b>494</b>	<b>492</b>	<b>522</b>	<b>546</b>
<b>Department Total</b>	<b>879</b>	<b>881</b>	<b>872</b>	<b>865</b>	<b>981</b>	<b>1051</b>	<b>1017</b>	<b>1175</b>	<b>1221</b>	<b>1215</b>	<b>1193</b>	<b>1249</b>	<b>1460</b>	<b>1578</b>	<b>1563</b>

# 6 Year Call Volume

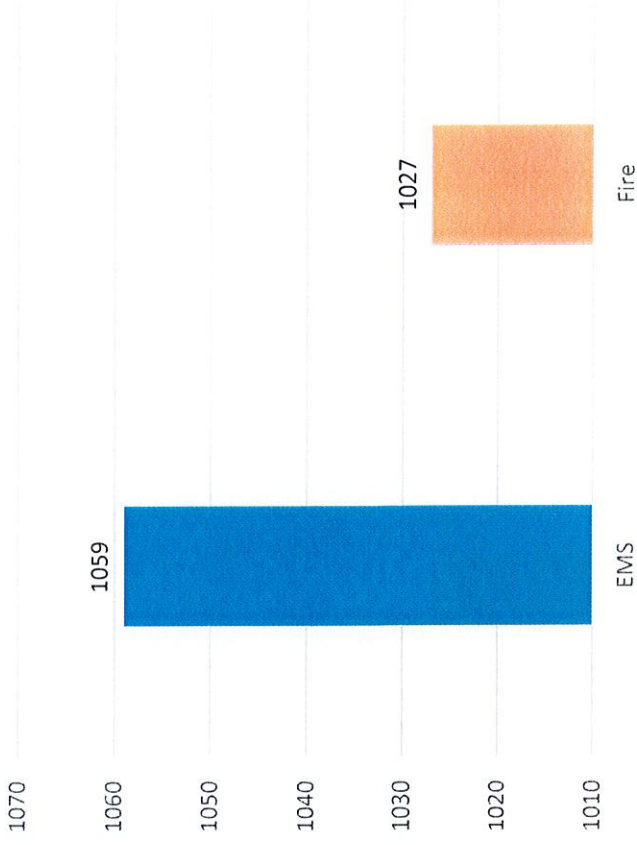



# 2023 Incidents


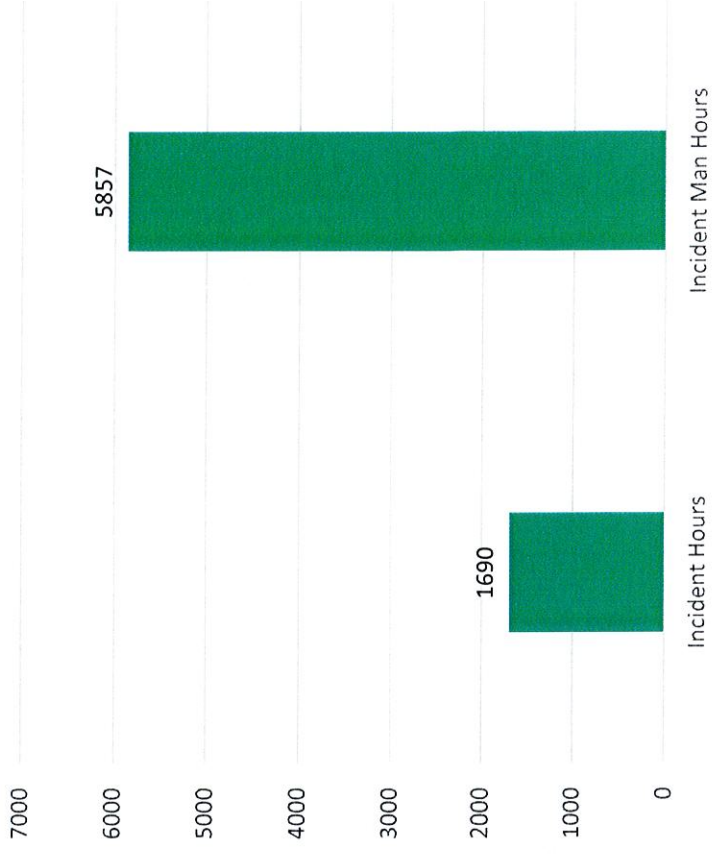


# 2023 Total Runs

(Engine responded on an EMS call or Ambulance responded on a fire call)



# Incident Hours






<b>Count of Incidents by Personnel</b>
--

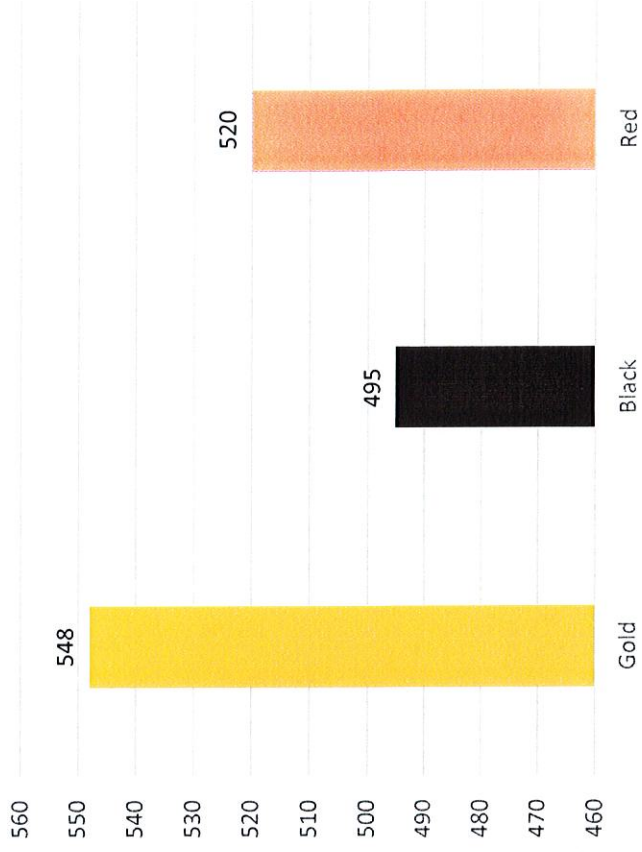
PERSONNEL	INCIDENTS	PERCENTAGE	PERSONNEL	INCIDENTS	PERCENTAGE
Aburto, Carlos	326	20.87%	Marlowe, Brian	251	16.07%
Anderson, John	267	17.09%	Marshall, Jeremy	162	10.37%
Best, Aiden	27	1.73%	Mayfield, Jaylen	248	15.88%
Best, Charles	51	3.27%	McBride, Scott	152	9.73%
Black, Laura	243	15.56%	Mikolajski, Michael	46	2.94%
Blonskij, Chris	306	19.59%	Misner, Jenny	323	20.68%
Clauss, Mark	35	2.24%	Morgan, Joshua	339	21.70%
Denwood, Robert	1	0.06%	Muehleman, Lexi	250	16.01%
DePauw, John	296	18.95%	Parenti, Jaclyn	3	0.19%
Figueroa, Anthony	102	6.53%	Porto, Bradley	184	11.78%
Fox, Kevin	9	0.58%	Ramirez, Dave	234	14.98%
Gardner, Aaron	40	2.56%	Ribandt, Tyler	278	17.80%
Geary, Daniel	96	6.15%	Rice, Zack	278	17.80%
Heckman-Trathen, Evan	230	14.72%	Rufo, John	28	1.79%
Herrmann, Trevor	289	18.50%	Saccomanno, Tony	147	9.41%
Johnson, Sierra	12	0.77%	Sardo, Connor	248	15.88%
Jordan, Matthew	3	0.19%	Serrano, Martin	304	19.46%
Jung, Ashley	2	0.13%	Stadie, Sheri	16	1.02%
Koontz, Larry	3	0.19%	Stahulak, Amanda	82	5.25%
Larson, Eric	184	11.78%	Sulser, Austin	58	3.71%
Mariani, Matthew	2	0.13%	Way, Zach	19	1.22%

TOP 5 INCIDENT RESPONDERS	
1. Josh Morgan	339
2. Carlos Aburto	326
3. Jenny Misner	323
4. Chris Blonskij	306
5. Martin Serrano	304

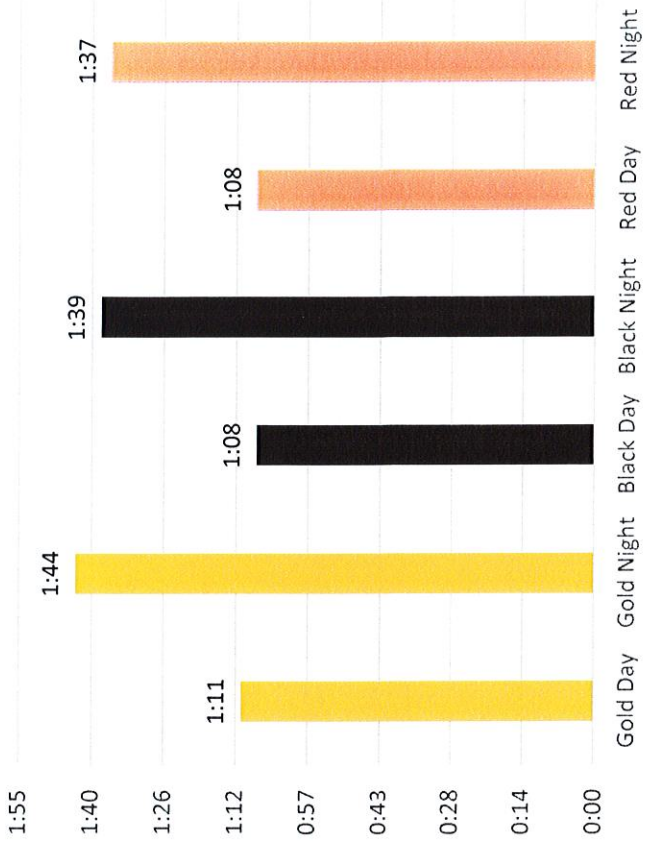

# Alarm Type



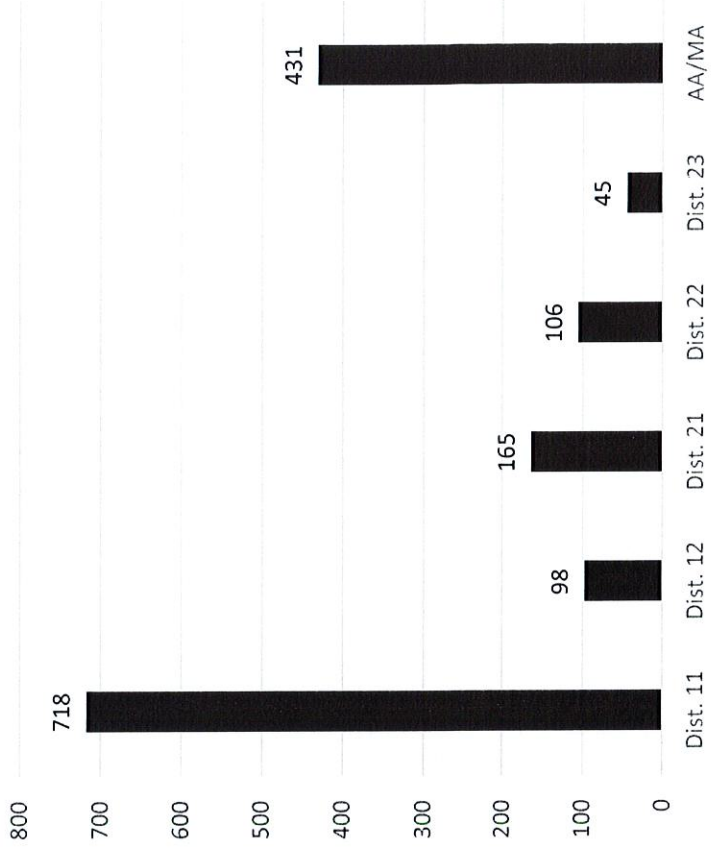
# Calls By Shift



# Turnout Times



# Calls By District



# 2023 Response Times by District

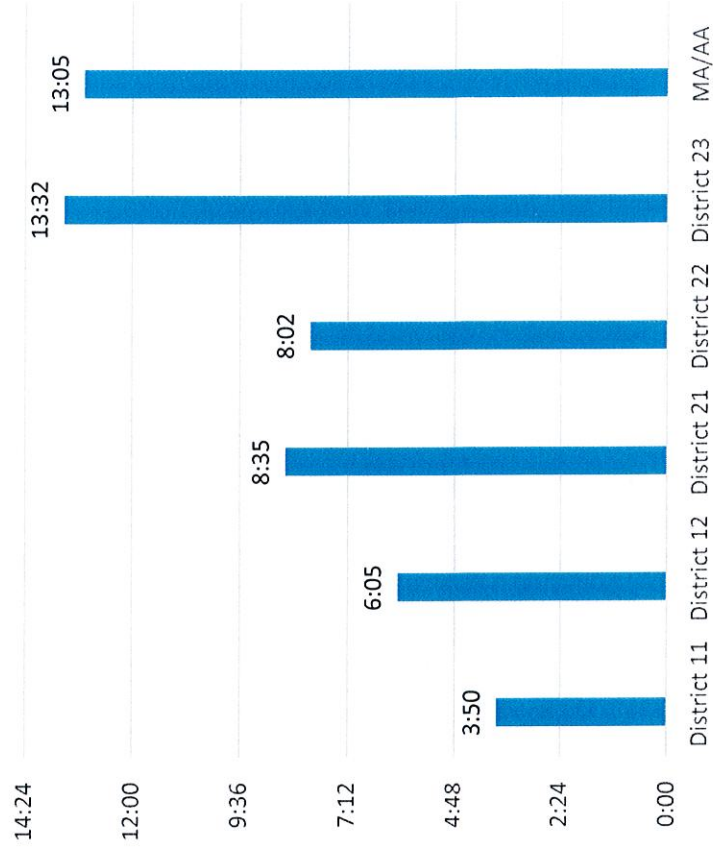
District 1		District 2		Total		Call Type by Color		
EMS Calls	524	EMS Calls	136	660	42%	Medical	Misc. fire call	fatal Accident +
Accidents	30	Accidents	62	92	6%	Accident	Fire Alarm	Non Emerg
Fire Calls	166	Fire Calls	94	260	17%	Haz Mat	Cardiac Arest	
AA / MA	246	AA / MA	183	429	27%	Structure fire	Other fire	
Non Emerg	91	Non Emerg	31	122	8%			
<b>1057</b>		<b>506</b>		<b>1563</b>		<b>100%</b>		

14 14 14 12	11 15 12 9 14	13 12 16	Dist. 23	99 98 89 85
15 1 14 19 14	11 17 8 16	17 18 14 12	13 13	I-90 Dist. 21 9 13 12 99 7 8 9 9 6 9 12 7 5
13 13 19 18	8 12 20 15	13 13 7 12 15	15	99 8 8 14 7 9 11 9 6 10 10
8 16 12	8 16	13	14	10 10 10 8 9 3 6 8 7 7 10 6 10 10 10 11 10 9 10 9 5 7 9 9 7
	7 9 13 8	7 7 7		9 9 9 6 9 7 9 2 8 8 9 8 8 6 12 11 9 6 14 5 5 10 7 10 10 9 10
	Dist. 22	11 12		5 7 10 12 12 Dist. 22 Rt. 20 9 20 4 10 10
	11 8 10	6 4 12 8 6 6 8		9 10 11 10 6 12 9 8 10 7 9 6 10 8 8 9 7 8 3 9 9 8 6 10 12
	9 7 6 8 6 7+	Melms Rd.		9 9 8 10 11 9 7 8 6 8 10 10 11 Big Timber Rd 12 6 8 8 8 9 8
	9 7 9	5 6		10 10 9 10 5 9 10 13 9 10 7 6 8 8 11 8 6 9 5 6 10 10 8
	12 6 6			5 11 8 8 8 14 Dist. 21 7 11 7 7 11 8
99	5 19			6 5 5 7 6 5 6 4 6 7 8 5 7 7 6 8 8 7 8
7	5 Allen Rd.	5 7 3 3 3		3 7 6 7 5 9 9 7 6 5 + 7 6 6 7 6 6 9 9
8				4 2 3 5 4 5 2 5 6 9 4 2 2 4 2 5 W 7
				1 1 1 3 5 5 4 4 2 5 4 3 3 4 3 5 5 5 8 4 5 6 6 5 4 3 2 6 2 3 4 5 6 5 4 5 4 4 4 5 5
				2 3 3 5 3 4 5 6 3 1 2 3 3 3 3 3 5 1 4 3 5 5 5 1 3 3 3 3 3 4 3 3 3 6 4 2 2 3 4 4 2
				5 5 5 3 5 5 3 4 5 3 7 5 4 4 4 3 4 4 4 4 2 2 3 4 3 4 7 6 5 6 5 4 5 5 5 3 5 3 5 4 3
				W W W W W 3 3 1 3 3 3 1 3 2 3 W W W W 1 W W W W W W 3 2 3 3 3 2 4 3 1 4
				8 1 1 2 2 2 1 3 2 3 1 1 2 3 2 2 2 1 3 1 2 3 3 2 3 4 3 4 3 4 3 3 2 1 3 2 3 2 5 4
				3 2 5 2 3 5 4 3 4 2 2 2 3 3 1 5 2 4 4 2 1 4 5 3 5 4 2 6 2 2 2 3 6 6 6 5 2 3 3 6 6
	5 Dist. 12			4 4 3 2 3 4 6 3 3 2 5 5 3 3 4 4 3 4 4 2 3 2 2 4 3 2 3 3 5 1 1 5 5 5 4 2 4 3 3 4
				2 4 5 3 3 6 5 5 4 4 5 4 5 5 6 4 2 4 3 2 4 3 2 3 3 4 3 6 3 6 1 2 2 3 4 4 5 3 4 5 5
	9 8 5 8 6 7			5 9 4 4 5 5 8 3 5 7 3 3 4 3 4 4 3 3 3 5 9 5 3 4 2 3 2 3 5 5 4 6 4 6 7 4 5 8 4 5 5
				4 5 5 5 6 9 6 + 4 7 3 4 4 3 5 4 Rt. 72 5 5 3 4 5 9 5 3 3 3 3 4 2 7 4 6 4 4 5 6 5 6 5 6 7
				7 5 4 4 3 4 4 4 3 2 4 4 5 3 4 5 5 5 2 3 3 3 3 6 6 4 5 3 5 5 5 2 6 4 5 4 10 5 3 6 5 7 5
				6 6 5 6 7 3 3 4 4 4 3 4 3 5 4 5 5 5 4 5 5 4 4 5 6 3 4 4 4 6 6 4 3 4 4 3 5 3 5 5 6 4 5 9 8 5
				10 6 4 4 5 4 3 5 3 4 3 5 5 4 5 4 4 5 4 Dist. 11 5 8 6 2 3 4 6 3 6 7 1 5 7 3
				3 5 4 3 3 6 5 4 5 5 4 4 5 5 4 4 5 5 7 3 5 8 5 6 1 5 5 4 4 2 4 1 8 6 7 7 7 7 1 1
				9 4 6 5 5 3 1 3 8 5 5 3 4 4 5 4 3 4 3 6 4 2 1 9 9 7 5 3 3 3 4 4 6 3 8 7 10 14 8 9
				2 5 3 5 3 3 5 5 3 4 4 3 3 3 5 1 9 5 3 9 7 3 5 5 4 5 7 3 4 6 5 5 5 9 10 6 8 4 7
				3 4 4 3 5 6 6 6 4 10 9 9 6 4 5 6 6 6 9 5 5 5 6 6 10 5 4 5 5 6 5 5 9 9 10 6 8 4 7
				2 4 6 6 4 6 4 5 2 4 3 4 3 2 5 1 1 5 5 3 5 3 4 5 4 4 4 4 4 3 5 3 6 6
				6 4 3 3 4 5 3 5 5 9 5 5 4 3 4 1 3 6 5

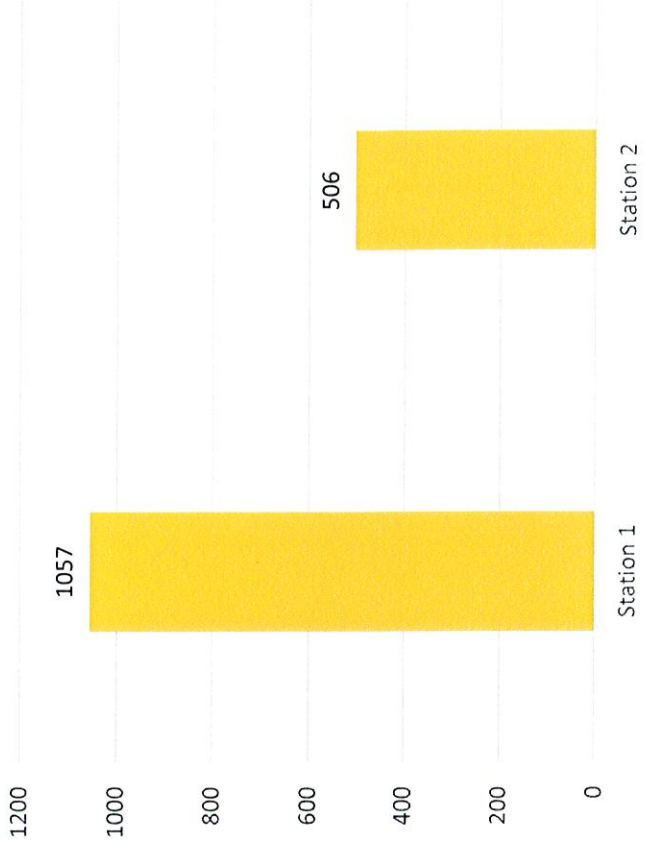

**Auto / Mutual Aid**

	12 C 9 16 11	14 20 19	10 23 25 24	7 13 10 6 19 11	9 15 10 9 9 11	8 9 8 9 11 9	
Town / Village	9 11 8 11 17	10 7 12 9 9 10	6 9 5 8 14 5 8	7 10 11 13 8 10	9 6 3 5 8 10 8	9 20	
Rural Northwest	6 13 8 9 C 10	11 7 11 11 5	13 3 2 9 10 6	1 1 30 19 13 13	11 6 9 9 7 30	11 12 8	
Rural Northeast	C 16 9 14 11	25 7 30 4 15	27 10 10 9 7 7	6 9 11 10 9 6 16	35 24 24 10		
Rural Southeast	26 10 11 17	14 11 31 13	11 12 22 34	14 10 12 8 20	15 10 11 60		
Rural Southwest	13 11 12 11	11 8 10 11 9	11 5 7 15 7 9	7 15 8 20 22 7	4 7 25 8 16		
Tollway	22 6 10 8 10	10 10 8 8 8 9	7 5 8 10 13 8	12 17 9 11 8	7 22 16 7 15		

# Average Emergency Response Times By District

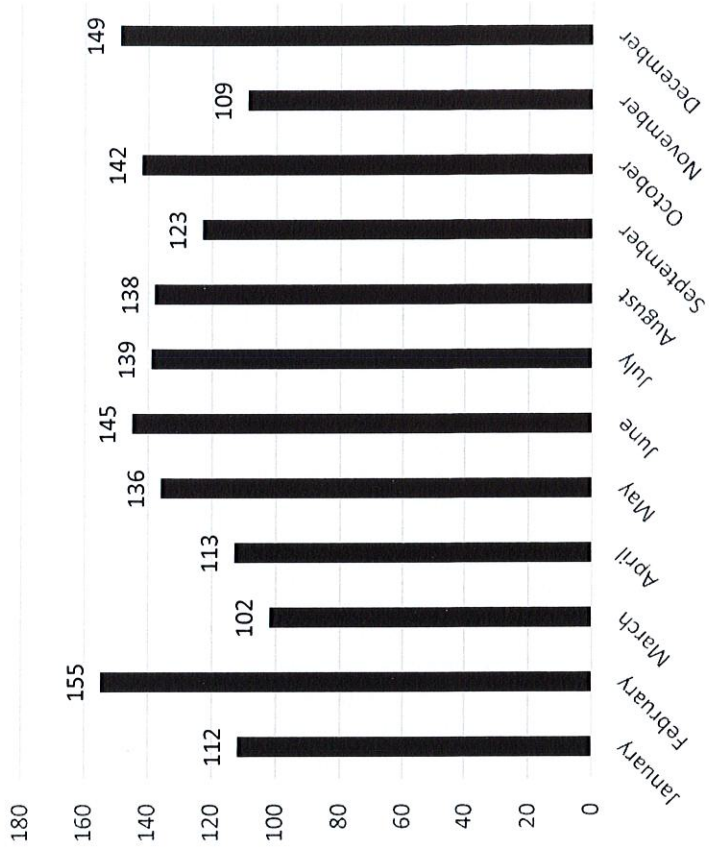


# Calls By Fire Station


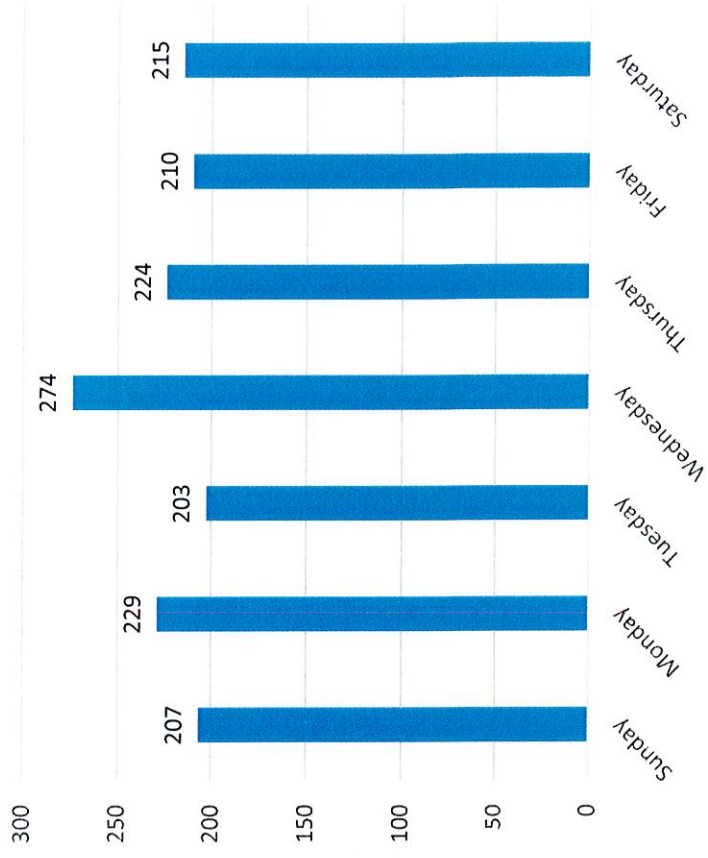




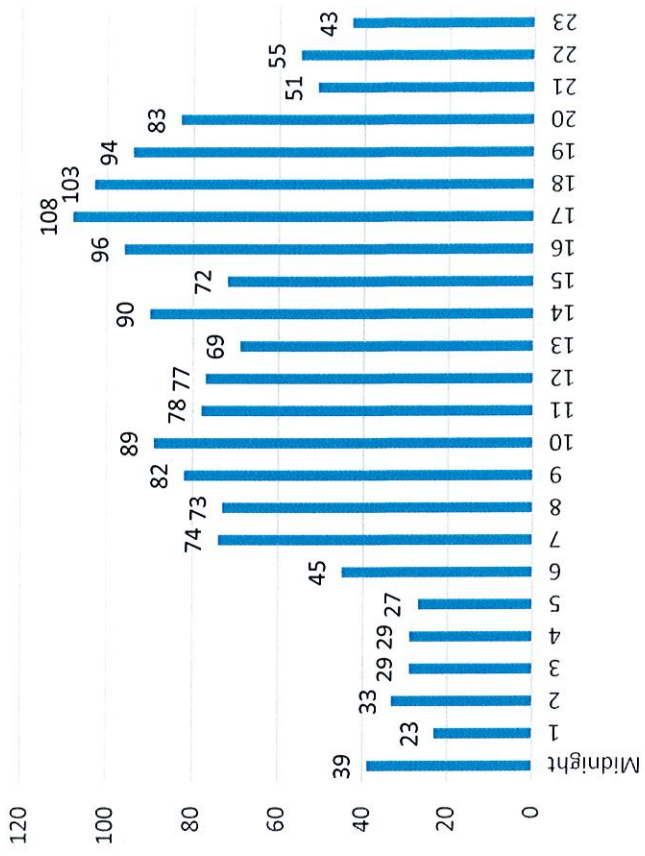

# 2023 Calls By Month



# Calls By Day of the Week



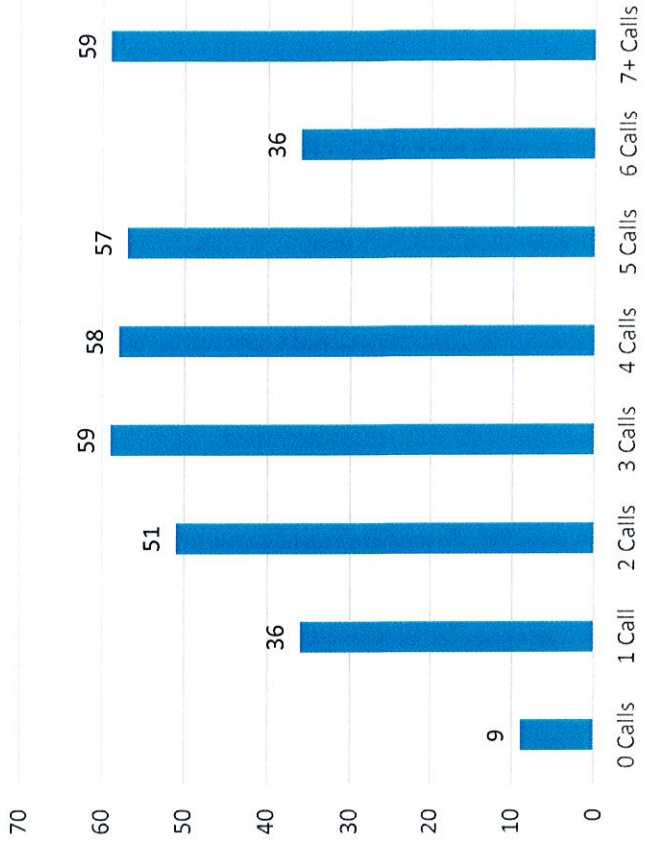

# Calls By Time Of Day





# Calls Per Day

The busiest day of the year was February 22<sup>nd</sup> with 28 calls (23 fire calls and 5 EMS calls)

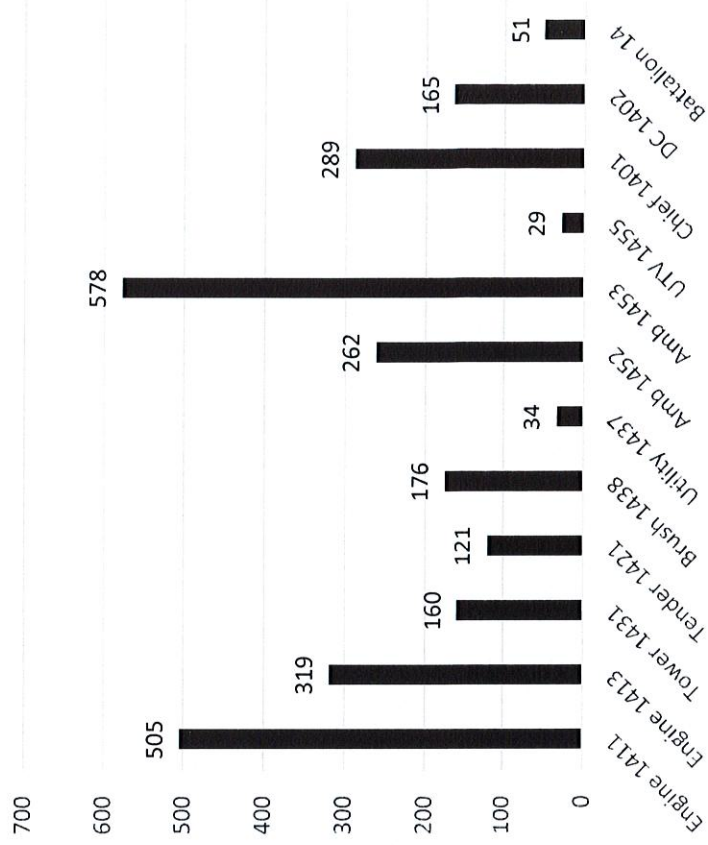

The second busiest day was May 10<sup>th</sup> with 13 calls (9 EMS calls and 4 fire calls)



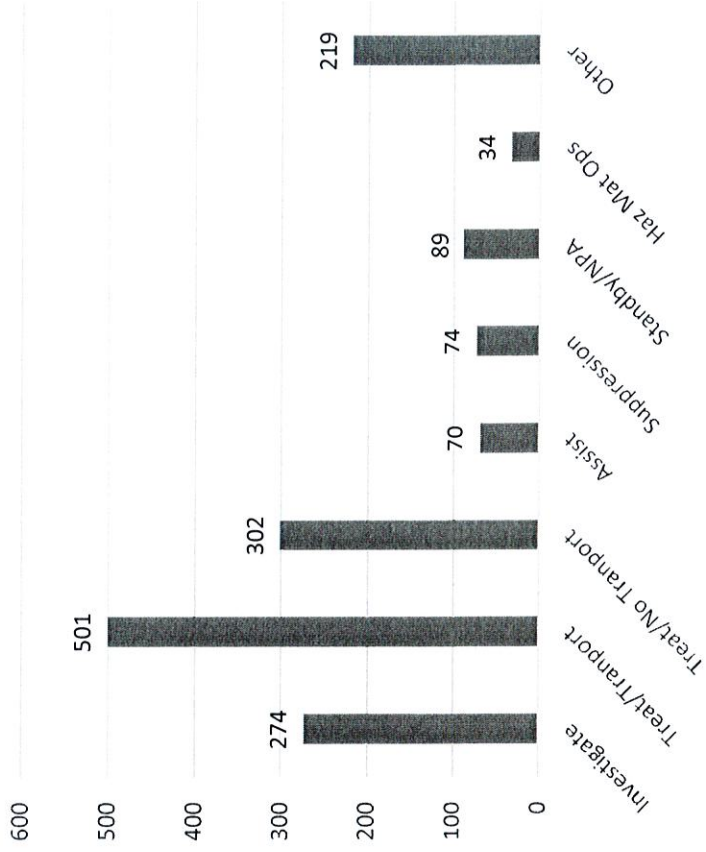
# Multiple Calls In Progress



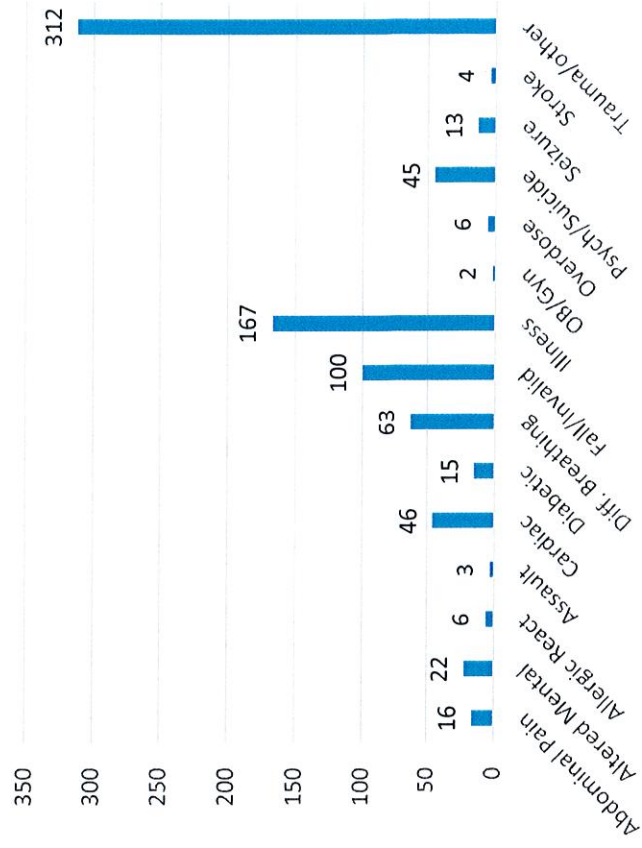
# Apparatus Response



# Incident Action Taken

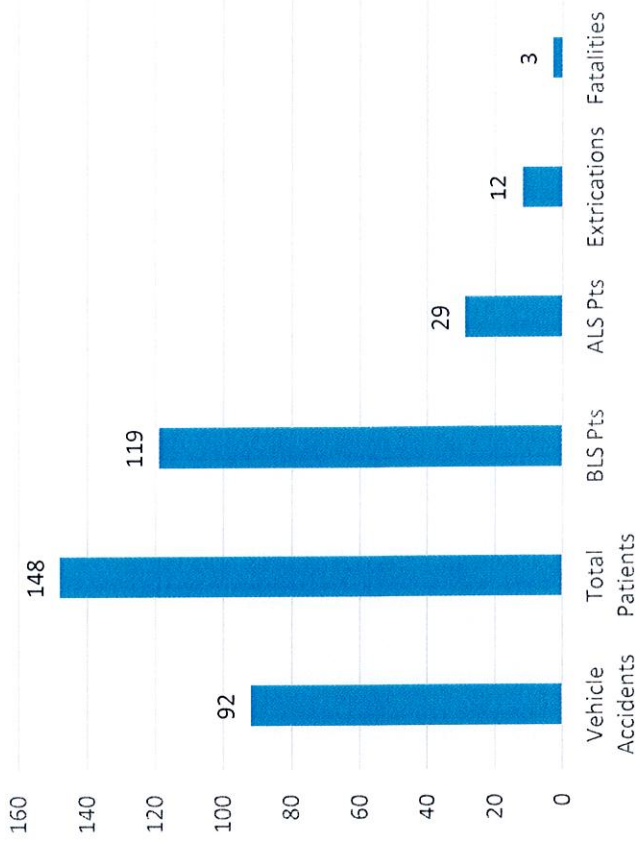


# Medical Call By Type

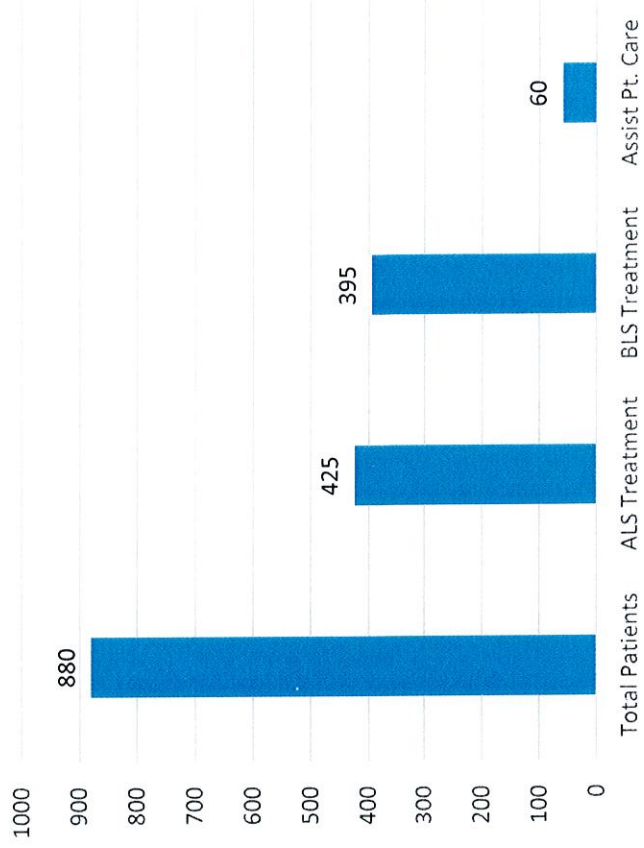




# Vehicle Accidents

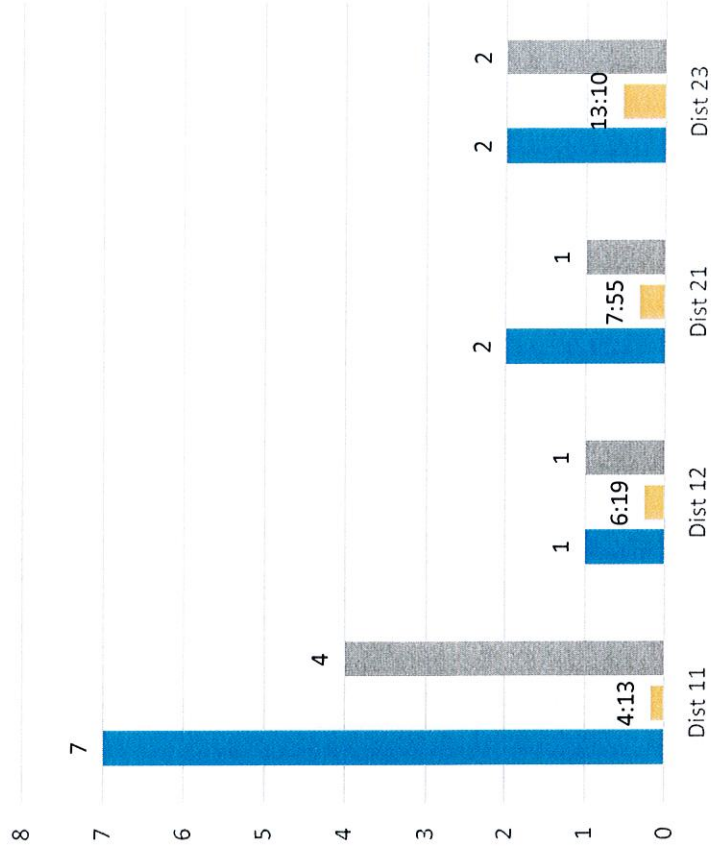


# Patients

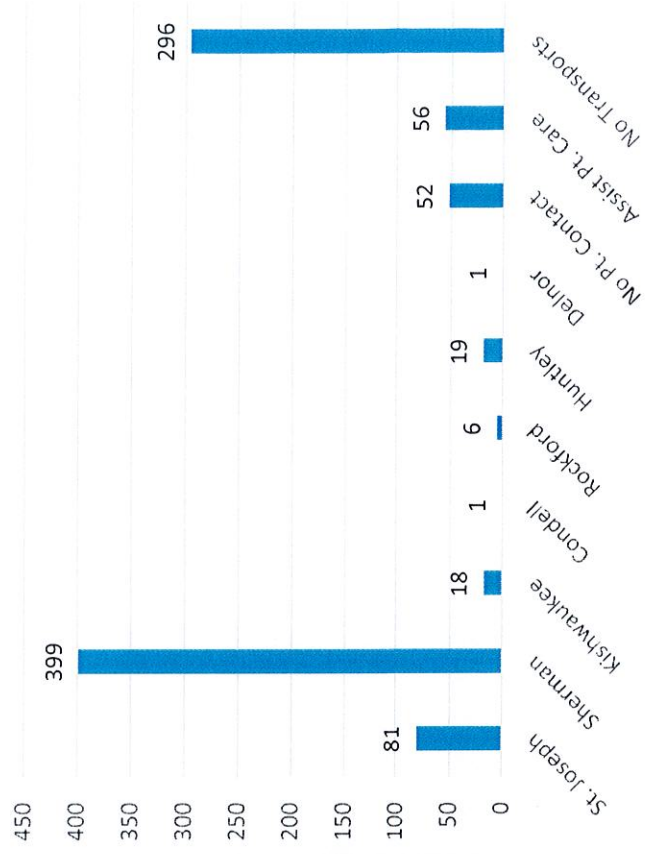


# Cardiac Arrest Responses

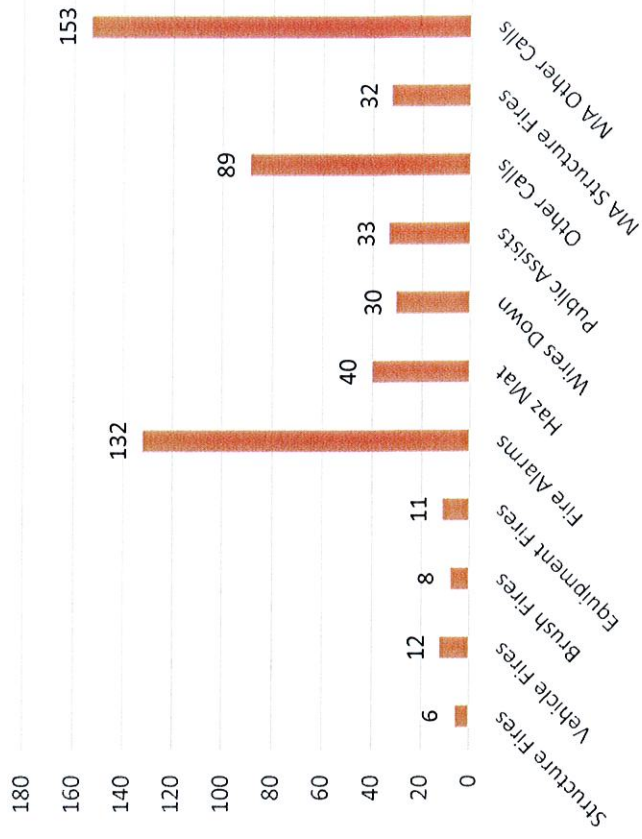
(Blue=responses, Orange=Average response time, Gray=Number pulses restored)



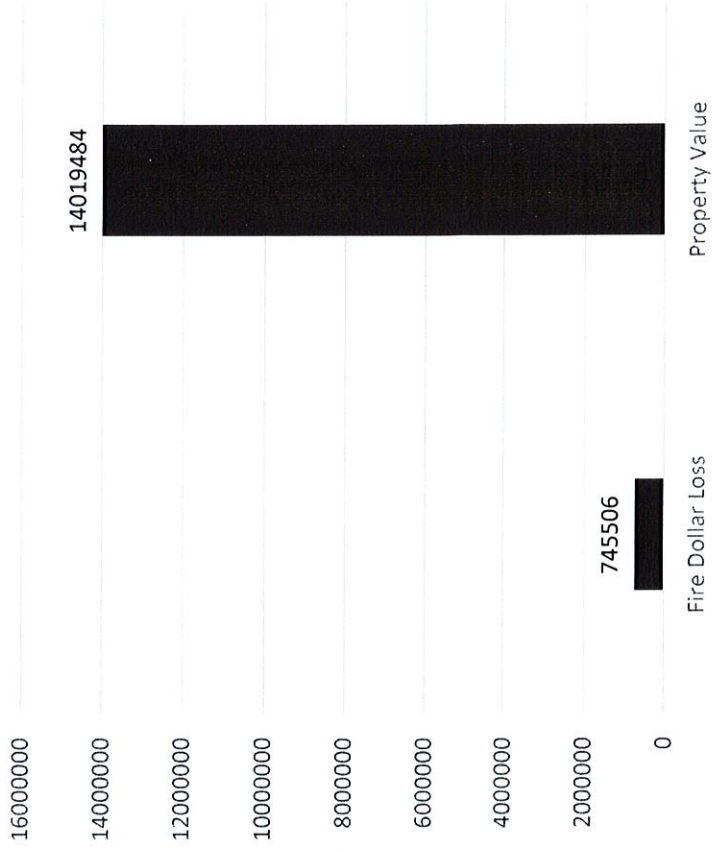
# Hospitals



# Fire Calls


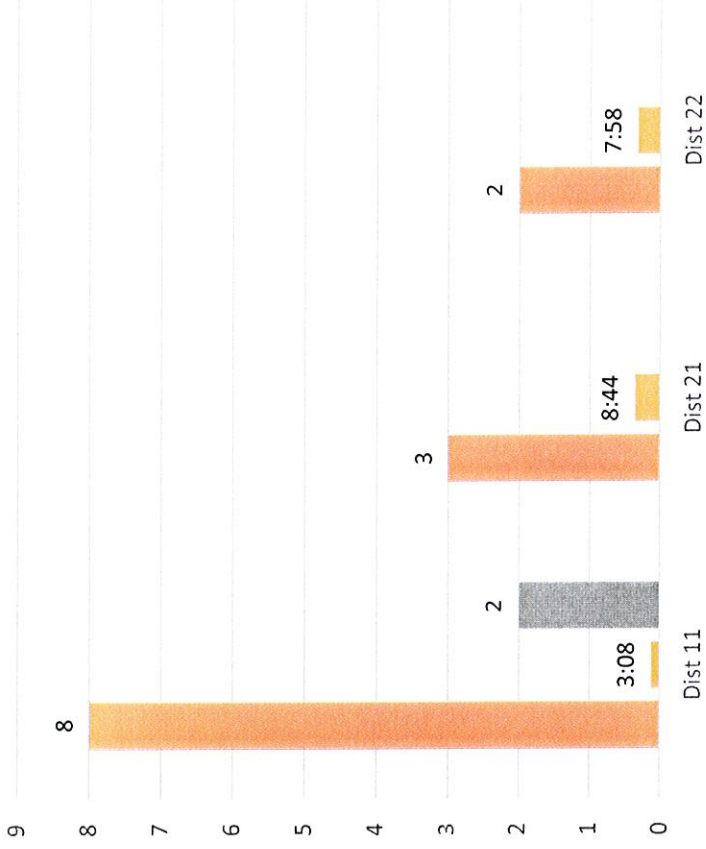


# 2023 Fire Dollar Loss

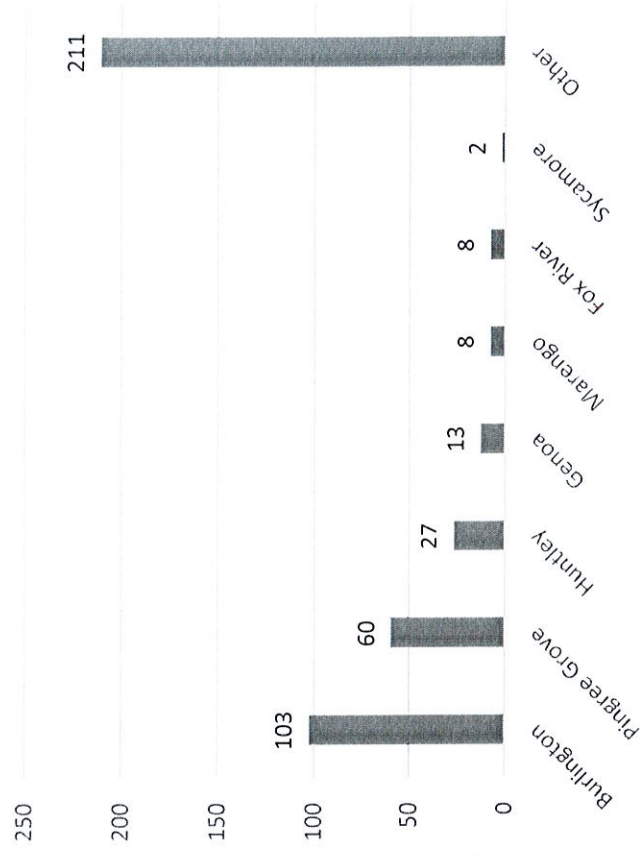



# Structure Fire Responses

(Red=Number of responses, Orange=Average Response Time, Gray=Civilian Injuries)

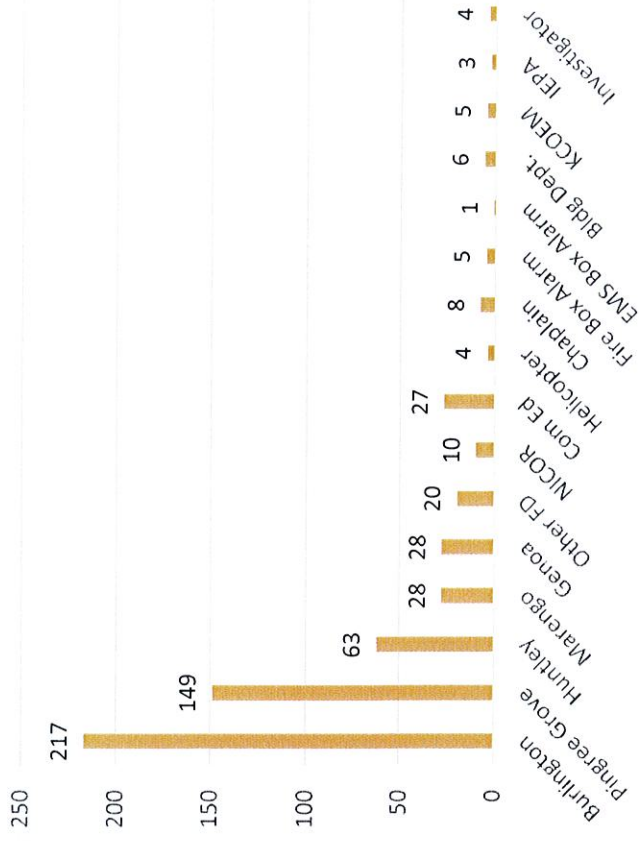



# Mutual / Auto Aid Given







# Mutual / Auto Aid Received



# Training Hours



### Total Training Hours by Personnel

These hours reflect the amount of time spent training by our personnel. This time includes daily trainings, department trainings, classes, and division-wide trainings.

Aburto, Carlos	937.15
Anderson, John	684.25
Best, Aiden	42.50
Best, Chuck	21.20
Black, Laura	599.15
Blonskij, Chris	768.50
Clauss, Mark	455.95
Denwood, Will	3.00
DePauw, John	688.90
Figueroa, Anthony	152.05
Fox, Kevin	99.40
Gardner, Aaron	86.60
Geary, Daniel	146.10
Heckman-Trathen, Evan	618.15
Herrmann, Trevor	59.05
Johnson, Sierra	33.15
Jordan, Matthew	2.00
Jung, Ashley	53.25
Larson, Eric	136.25
Marlowe, Brian	317.00
Marshall, Jeremy	287.00
Mayfield, Jaylen	430.95
McBride, Scott	292.60
Mikolajski, Michael	90.75
Misner, Jenny	767.45

Morgan, Joshua	916.90
Muehleman, Alexis	714.65
Parenti, Jaclyn	14.00
Porto, Brad	443.45
Ramirez, Dave	725.05
Ribandt, Tyler	964.30
Rice, Zackary	598.40
Rufo, John	64.35
Saccomanno, Anthony	278.90
Sardo, Connor	427.05
Serrano, Martin	567.65
Stadie, Sheri	83.15
Stahulak, Amanda	125.10
Sulser, Austin	178.65
Way, Zach	64.75

**Total Department Training Hours: 13,398.70**

**Compared to 2022: 12,333.22 +8.63%**





**Compared to 2021: 10,029.95 +33.5%**

The District had a record 13,398.70 training hours for 2023. This is an 8% increase in hours from 2022 and a 33% increase in hours from 2021.

## Total Training Hours by Personnel

### Top 5 Personnel with the Most Training Hours in 2023

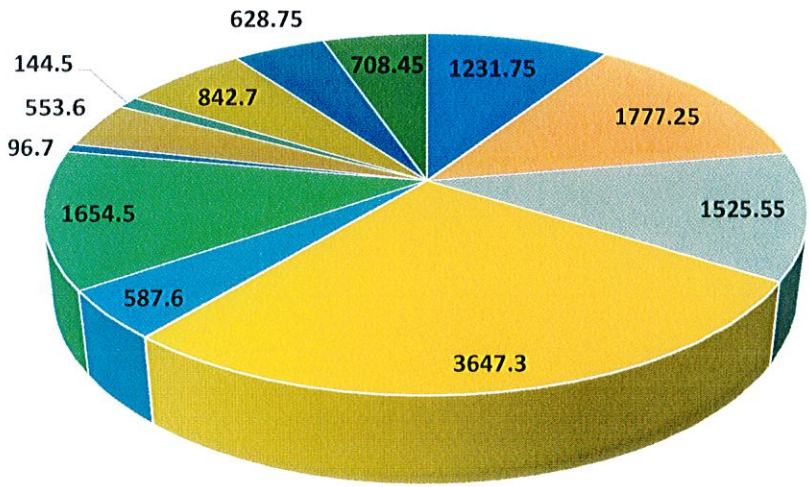
1. Tyler Ribandt	964.30
2. Carlos Aburto	937.15
3. Joshua Morgan	916.90
4. Chris Blonskij	768.50
5. Jenny Misner	767.45



**Total Training Hours by Category**

These hours reflect the amount of time spent training based on specific categories. The columns to the right represent the numbers in comparison to previous years. There was an increase in hours for every training category with the exception of *Hazmat* and *Policy Review*.

CATEGORY	2023	2022	2021
Administrative	1,231.75	+19.0%	+14.0%
Apparatus	1,777.25	+14.4%	+12.0%
Driver Education	1,525.55	+14.6%	+42.4%
EMS	3,647.30	+67.6%	+82.7%
Fire Prevention	587.60	+40.9%	+445.3%
Fire Suppression	1,654.50	+34.0%	+78.3%
Hazardous Materials	96.70	-45.2%	+15.8%
Officer	553.60	+23.1%	+0.8%
Policy Review	144.50	-46.8%	-45.2%
Pump Operations	842.70	+204.4%	+211.2%
S.C.B.A.	628.75	+26.3%	+40.4%
Special Rescue	708.45	+43.0%	+295.2%
	<b>13,398.70</b>		

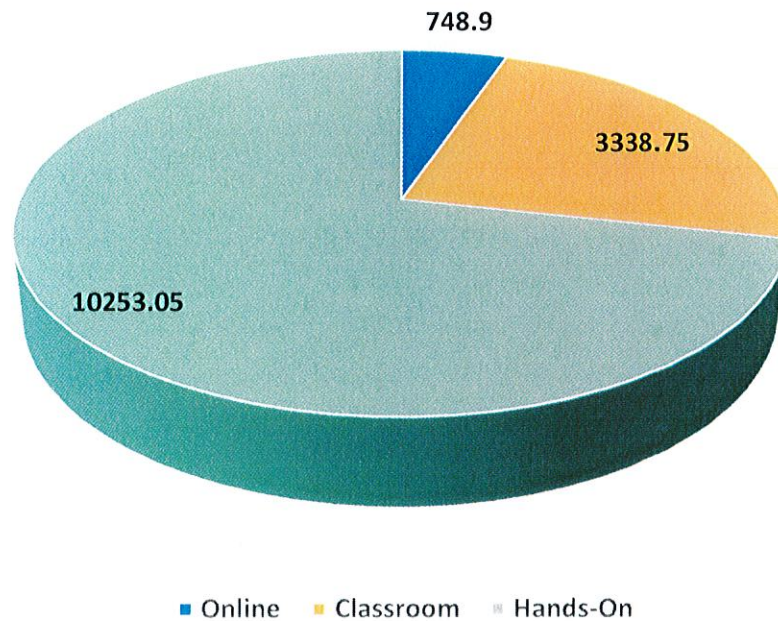


- Admin
- Apparatus
- Drivers Education
- EMS
- Fire Prev
- Fire Suppress
- Hazmat
- Officer
- Policy
- Pump
- SCBA
- Special Rescue

**Total Hours by Method of Instruction**

These hours reflect the amount of time spent training based on how the training was delivered to the personnel. The column to the left represents the hours in comparison to previous years. There was an increase in hours for all categories in comparison to 2022.

METHOD	2023	2022
Online	748.90	+5.3%
Classroom	3,338.75	+21.1%
Hands-On	10,253.05	+22.2%



### Total Hours by Training Location

These hours reflect the amount of time spent training based on the location of the training.



Advocate Sherman Hospital	1,092
Algonquin Fire District	80
Bartlett Fire District	20
Building & Fire Code Academy	14.5
Carpentersville Fire Department	4
East Dundee Fire District	471
Elgin Community College	80
Elgin Fire Department	4
Fox River Fire District	32
Gary D Wright Elementary School	1.5
Hampshire Elementary School	2.75
Hampshire Fire District	8,514.15
Hampshire High School	1.5
Hampshire Middle School	4.25
Hoffman Estates Fire Department	4
Huntley Burn Tower	45.5
Kane County Sheriff's Office	3
Little People Playtime	6.75
Northeastern Illinois Public Safety Academy	40
Other Location Not Listed	2,537.95
Pingree Grove Fire District	2.25
Rutland Dundee Fire District	4
South Elgin Fire District	10
Tuscany Woods Park	98.5
West Dundee Fire Department	16



**Total Hours by Providing Agency**

These hours reflect the amount of time spent training based on the agency that provided the training.

Advocate Sherman Hospital	1,263
Building & Fire Code Academy	14.50
East Dundee Fire District	280
Fox River Fire District	32
Hampshire Fire Protection District	10,685.61
Illinois Emergency Management Agency	27.50
Illinois Fire Inspector's Association	4
Illinois Fire Service Institute	325.50
Illinois Society of Fire Service Instructors	96
Kane County Fire Investigation Task Force	4.50



Kane County Office of Emergency Mngt	
M.A.B.A.S. Division 2	135
M.A.B.A.S. – Illinois	22
National Fallen Firefighters Foundation	3
National Fire Academy	16
National Fire Sprinkler Association	7
Northern IL Fire Inspector's Association	16
Northern IL Fire Sprinkler Adv. Board	7
N.I.P.S.T.A.	40
Office of the Illinois State Fire Marshal	45.25
Other Agency Not Listed	70.25



## 2023 New Certifications

The following personnel obtained new certifications throughout 2023.

- ❖ **Firefighter Carlos Aburto**
  - NIMS 800: National Response Framework (3 Hours)
- ❖ **Firefighter Aiden Best**
  - IDPH EMT-B License
- ❖ **Firefighter Laura Black**
  - Fire Service Instructor 1 (40 Hours)
- ❖ **Firefighter Chris Blonskij**
  - IDPH Paramedic License
- ❖ **Inspector Mark Clauss**
  - NIMS 200: ICS for Single Resources (4 Hours)
  - NIMS 300: Intermediate ICS for Expanding Incidents (24 Hours)
  - NIMS 800: National Response Framework (3 Hours)
  - Fire Investigator (120 Hours)
  - Youth Firesetter Intervention Specialist (16 Hours)
- ❖ **Lieutenant John DePauw**
  - Surface Water Operations (32 Hours)
- ❖ **Firefighter Anthony Figueroa**
  - Fire Service Vehicle Operator (8 Hours)
- ❖ **Firefighter Evan Heckman-Trathen**
  - Basic Operations Firefighter (192 Hours)
  - Hazardous Materials Operations (40 Hours)
  - NIMS 200: ICS for Single Resources (4 Hours)
  - NIMS 800: National Response Framework (3 Hours)
- ❖ **Lieutenant Scott McBride**
  - Fire Service Instructor 2 (40 Hours)
  - Youth Fire Setter Intervention Specialist (16 Hours)

## 2023 New Certifications

### ❖ Firefighter Michael Mikolajski

- Basic Operations Firefighter (192 Hours)
- Hazardous Materials Operations (40 Hours)
- IDPH EMT-B License
- NIMS 100: Intro to Incident Command System (2 Hours)
- NIMS 200: ICS for Single Resources (4 Hours)
- NIMS 700: An Intro to National Incident Management System (3.5 Hours)
- NIMS 800: National Response Framework (3 Hours)

### ❖ Firefighter Joshua Morgan

- Fire Service Instructor 1 (40 Hours)

### ❖ Firefighter Tyler Ott

- Basic Operations Firefighter (192 Hours)
- Hazardous Materials Operations (40 Hours)

### ❖ Firefighter David Ramirez

- Rope Technician (80 Hours)
- Vehicle and Machinery Operations (40 Hours)
- Trench Technician (40 Hours)

### ❖ Lieutenant Zack Rice

- Fire Department Incident Safety Officer (40 Hours)
- Vehicle and Machinery Operations (40 Hours)

### ❖ Firefighter Connor Sardo

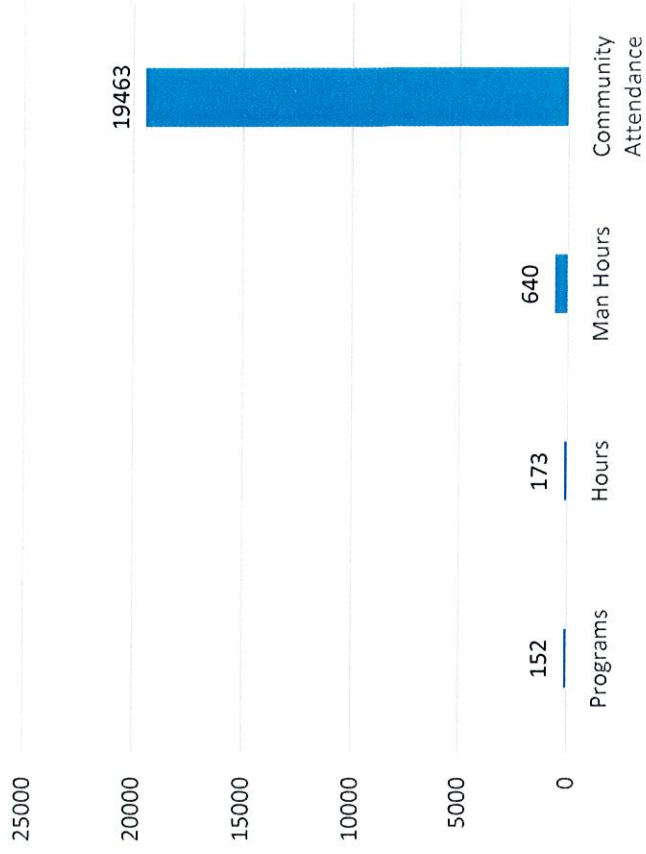
- Basic Operations Firefighter (192 Hours)
- Hazardous Materials Operations (40 Hours)
- Fire Service Vehicle Operator (8 Hours)

### ❖ Firefighter Amanda Stahulak


- Basic Operations Firefighter (192 Hours)
- Hazardous Materials Operations (40 Hours)
- Fire Service Vehicle Operator (8 Hours)

# Public Education/Community Relations

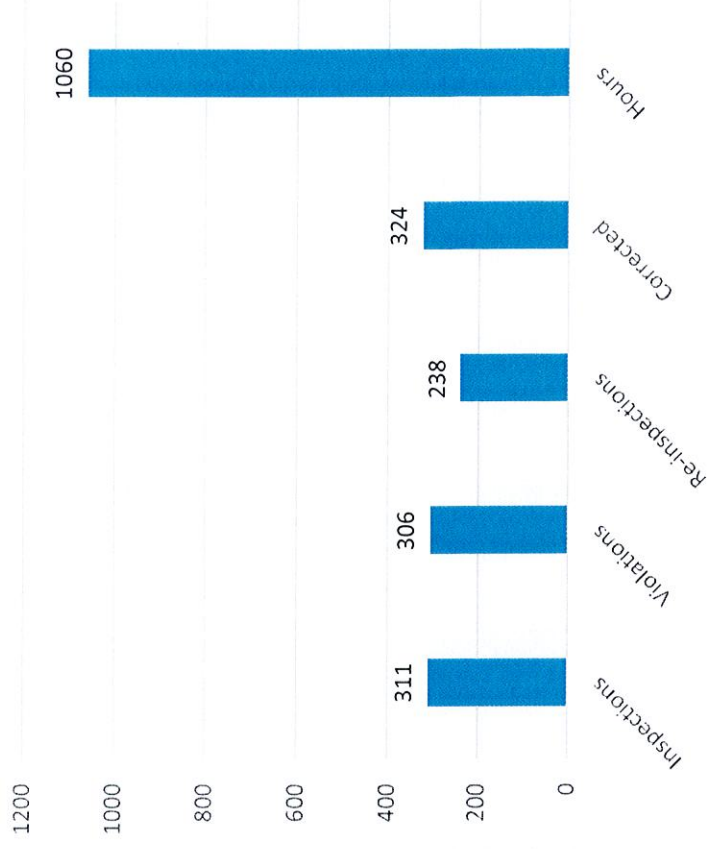
(CPR Classes, Fire Extinguisher Classes, Fire Prevention Classes, Parades, Station Tours, Fire Drills, Block Parties)



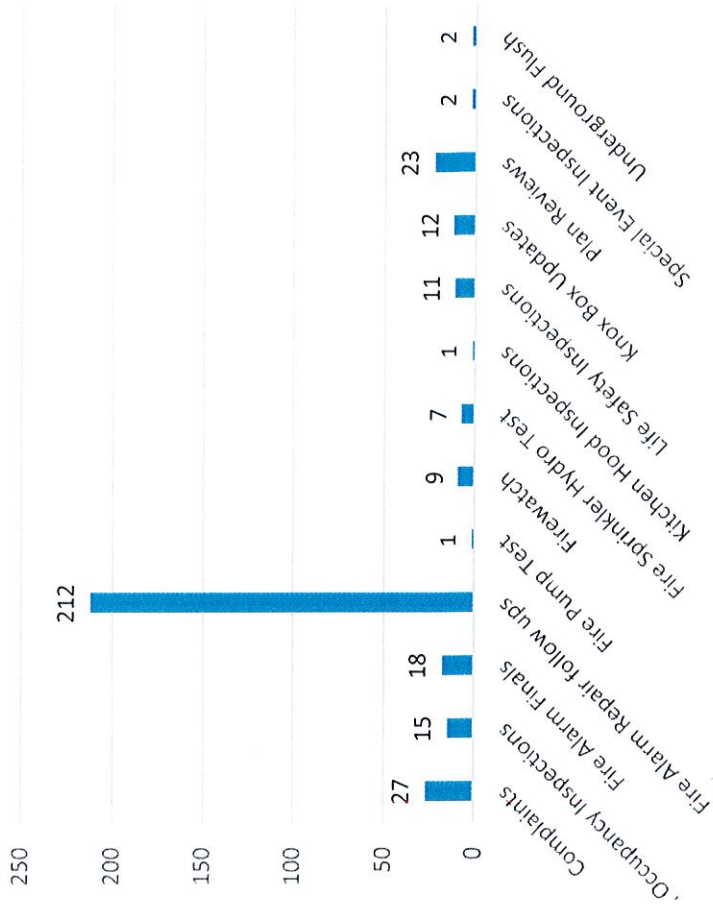
# Public Education/Community Relations




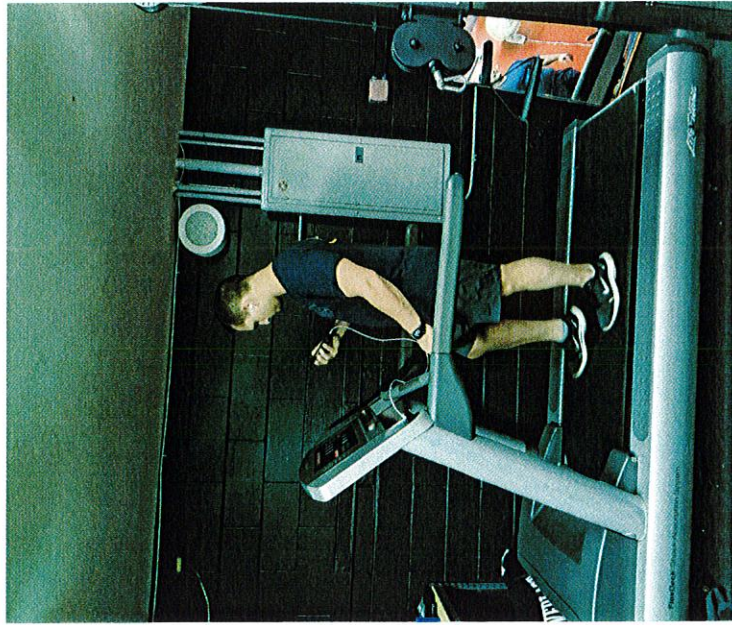
# Fire Prevention Bureau



# Fire Prevention Bureau Other




# Fitness Hours




# Work Hours

(Station Maintenance, Housekeeping, Wash Apparatus, Equipment Inventory, Fire Number Project, Fire Hydrant Flag Project)





# 2023 Awards Ceremony



## 2023 Awards Ceremony

120 People attended the 2023 Fire District Awards Ceremony at Pine Crest Country Club in Huntley.

### Appreciation Awards

Dumoulin Farms  
Rosemary Kesse  
Matt Price – WR Meadows  
JDK Services  
Maggio's Towing  
Stanley Machining & Tool  
Diane Herrmann  
Tom Remakel  
Kanecom Dispatch

### Fire Safety Corporate Award

Hampshire Elementary School

### Service Awards

Chaplain Larry Koontz – 5 Years  
FF/PM Josh Morgan – 5 Years  
FF Mark Clauss – 5 Years  
FF/EMT Brad Porto – 10 Years  
Lt. Scott McBride – 15 Years

DC Eric Larson – 20 Years  
Trustee Tim Thompson – 20 Years  
Captain Sheri Stadie – 30 Years

### Retirement

FF/PM Lindsay Seyl – 15 Years  
Lt. Kevin Fox – 13 Years  
FF/EMT Mike Pape – 12 Years  
FF/PM Aaron Thompson – 7 Years

### Fire Chiefs Award


Lt. John DePauw

### Company Citations




23-0063 Gold Shift  
(DePauw, Misner, Morgan, Aburto, Parenti, Porto)  
23-0279 Red Shift  
(Rice, Blonskij, Geary, Burlington, Pingree Grove)

### Callback Firefighters of the Year

Part time Lt. Scott McBride  
Full time FF/PM Josh Morgan





## Fire Station 2 Construction & Groundbreaking



We broke ground on fire station 2 on August 2<sup>nd</sup>, 2023, about 30 people attended the ceremony. SMC (Shale McNutt Construction) the construction manager and 222 Architects were in attendance.

# 2023 Development



286 new residential units were built in 2023 including 144 townhome units.

Old Dominion Trucking broke ground on a new facility on Ryan Drive.

Freight Union completed a new trucking facility at 167 Flannigan Road.

A new truck wash facility was built at 201 Loves Crossing.

Stanley Storage completed an 800-unit storage facility on Rowell Road.

Midwest Recycle completed a new building on Brier Hill Road.

Infrastructure was installed for neighborhoods G, I, and Z in the Prairie Ridge Subdivision, this will be over 350 new homes.

Infrastructure for three new industrial buildings was completed at Rt. 20 and Gast Road.

The village approved the Oakstead Subdivision at Rt. 20 and Big Timber Road, this will be 1,100 new homes with infrastructure to begin soon.

The village approved the Light Industrial Park at Rt. 20 and Dietrich Road this will be 2.5 million square feet of warehousing.

Zoning for a new industrial and commercial development was approved at Rt. 20 and Big Timber Road.

We received \$182,896.08 in transition fees for new residential development in 2023.


**Pension Board**




**Brian Pechtold**




**Sheri Stadie**




**John DePauw**



**Steve Gustafson**




**Jody Remakel**




**Richard Heine**

The Hampshire Firefighter's Pension Fund Board of Trustees is created by Illinois state statutes to control and manage the pension fund of the Hampshire Fire Protection District. The board's duties include investing funds, enforcing contributions, keeping records of the board's meetings, and other duties related to managing the firefighter's pension fund.

## Foreign Fire Insurance Tax Board




David Ramirez




Eric Larson




John DePauw




Chuck Best




Josh Morgan



Scott McBride



Zack Rice



Martin Serrano

The Foreign Fire Insurance Tax Board is made up of six members, voted in by their peers, and a designee of the Fire Chief. It is the mission of the Board to receive and account for revenues from the tax on fire insurance policies sold by foreign (out of state) insurance companies. The revenue is used for the maintenance, use, and benefit of the District.


In 2023, the Foreign Fire Insurance Board approved the purchases a new ice machine, personnel duffel bags, new station use towels, new department photos to be posted, pediatric medical bags, fans for the bedrooms, a new dayroom television, surround sound system, glide-a-scope intubation devices, and accessories for the

## Foreign Fire Insurance Tax Board



The Foreign Fire Insurance Tax Board approved and purchased a Manitowoc Ice Machine. The ice is used to ice down any coolers on the apparatus and for personnel to use on a daily basis.

The Foreign Fire Insurance Tax Board approved and purchased a 70-inch LED Samsung television for the dayroom. Along with the television, a surround sound system was also purchased.





The Foreign Fire Insurance Tax Board approved and purchased pediatric EMS bags with separated inserts and pockets based on patient sizes.

## Foreign Fire Insurance Tax Board



The Foreign Fire Insurance Tax Board approved and purchased a 7-piece All-Clad pots and pans set.

The Foreign Fire Insurance Tax Board approved and purchased a personalized duffel bag for each member of the organization



The Foreign Fire Insurance Tax Board approved and helped purchase new professional department photos of each member and this photo board that now hangs in the front entry way. This was a joint purchase between the District, Association, and the Foreign Fire Insurance Tax Board.



# *Honor Guard*





*Members of Our Honor Guard: Lt. John DePauw - Commander, Captain Sheri Stadie, FF Josh Morgan, Lt. Scott McBride, FF Jennifer Misner and FF Anthony Saccomanno.*

*The Honor Guard posts the colors at District and Community Events and participates in firefighter wakes and funerals.*



# *Retired Firefighter, EMS and Trustee Appreciation Breakfast*

*35 retired members and their spouses attended the retirement appreciation breakfast on  
December 21<sup>st</sup>.*





# Firefighters Association

## 2023 Board Members

Sheri Stadie-President  
Zack Rice – Vice President  
Jenny Misner – Secretary  
Chris Blonskij – Treasurer

## Fundraising

T-shirt sales \$1,000

## Purchases

Stat Pak training bags

Binder Lift restraints

Fire Department Ad on Hampshire High School t-shirts

Flowers for Kathy Randecker Funeral

Flowers for Gordy Bazsali Funeral

Brick for Kathy Randecker Elgin Memorial

## Donations

\$100 to the Northern Illinois Fire Museum

\$500 to Autism Awareness

\$480 to Pediatric Cancer Foundation

Firefighter John Anderson created new fundraising shirts for Autism, Cancer Awareness and Keeping the Wreath Red.

## Hampshire Professional Firefighters Local 4782




- Zack Rice – President
- Dave Ramirez - Secretary
- Josh Morgan
- John DePauw - Treasurer
- Brian Marlowe
- Martin Serrano
- Laura Black
- Jenny Misner
- Chris Blonskij

# Hampshire Firefighters Auxiliary


- Rachael Larson
- Katie Marlowe
- Dianne Herrmann
- Cynthia Rice
- Diedre Morgan



# 2023 Activities



Pine Wood Derby vs. Police



Supporting Sycamore Firefighter Brad Belanger



St. Patrick Run



Remembering DC Einwich



Chaplain Breakfast



PD Flag Raising Ceremony



Jingle Fest



Friday Night Lights with Robbie Gould




Jr. Whips Football Standby

# 2023 Activities




Dispatcher Ride Along



Stanley Machining Thanks



DC Larson Pingree Award




Cemetery Remembering Flags



Donuts with a FF



Bannerman Class Visit



Faithway Baptist Water night

Gregg Sears Dedication



Hampshire Social Read with a FF

FF at the Library Petting Zoo



FF Memorial Clean up

Captain Stadie calling Bingo





## Department 2023 Accomplishments

### Staffing

*We hired 3 full-time firefighters (Misner, Black, Blonskij).*

*We hired 6 part-time firefighters. (Stahulak, Ott, Mikolajski, Gardner, Heckman-Trathen, Sardo)*

*We were staffed with 8 firefighters 1% of the time.*

*We were staffed with 7 firefighters 8% of the time.*

*We were staffed with 6 firefighters 60% of the time.*

*We were staffed with 5 firefighters 30% of the time.*

*We were staffed with 3 or 4 firefighters 1% of the time.*

### Apparatus

*Engine 1413 was refurbished and placed back in service in August.*

*A new Pierce Saber Engine 1411 (Demo Unit) was purchased and will be delivered in the spring of 2024.*

*A new Ford Expedition command vehicle (1402) was purchased and will be delivered in early 2024.*

*All apparatus had their annual preventive maintenance and repairs completed (Lt. DePauw).*

*All fire apparatus pumps had their annual testing completed (Lt. DePauw).*

*We sold ambulance 1451 the 2009 International for \$15,000.*



### Equipment

*All ground ladders and the aerial ladder had their annual test and inspection (Lt. DePauw).*

*All of our extrication equipment had an annual inspection and repairs (Lt. DePauw).*

*Lt. Rice updated some of our hazardous material equipment.*

*Lt. Rice purchased an Ammonia monitor and put it in service.*

*All of the equipment damaged in the Engine accident in July was replaced.*

*All of the equipment damaged in the command vehicle accident in August was replaced.*

*New extrication air bags were purchased to replace 20-year-old outdated bags, the new bags will be delivered in 2024.*

*All fire hose was tested (Serrano).*

*7 new multiband portable radios were purchased and placed in operation.*

*All SCBA had their annual inspection and testing.*

*The SCBA air compressor had its quarterly testing completed.*

### Station 1 Upkeep

*Black shift painted the radio room.*

*All overhead doors had their annual inspection and repairs.*

*All monthly station inspections and maintenance were completed by the shifts.*

*The Plymovent system had its annual inspection and repairs.*

*The bunk room construction project was completed (Rice, Serrano).*

*All of the floors were stripped and waxed.*

*A new phone system was placed in operation.*

*The HVAC system had annual maintenance.*

*The station back up generator had its annual service.*

Administration/Operations/Miscellaneous

Chief Herrmann completed written auto aid agreements with all auto aid fire departments.

Shift "Barn Bosses" were appointed on each shift to oversee station maintenance, inspection, and cleanliness (Blonskij, Black, Misner).

Captain Stadie and Lt. Rice developed a Cadet Program that will be implemented in 2024.

DC Larson served on the Division 2 Operations Committee.

DC Larson served as the Division 2 Training Committee Chairman and coordinated the Division training drills.

We enhanced our officer's development program continuing with monthly homework assignments and meeting once a month to conduct hands on practical's.

FF Misner enhanced our residential smoke detector program catering to senior citizens. FF Misner performed numerous residential smoke detector inspections with the new program.

We completed an agreement with the Jr. Whips Football Program for EMS Standby at all home games and the fire district is paid for its services.

FF Serrano installed 35 new fire hydrant flags.

An Intergovernmental agreement was completed with the Village of Hampshire for the fire district to conduct all fire protection system plan reviews and collect the review fees.

FF Morgan installed 128 new fire number signs.

FF Morgan installed address/9-1-1 signs in every park entrance (Seyller, Schmidt, Ream, Tennis Courts, Rackow).

We completed the Decennial Committee Report, this was a 33-page report covering all aspects of the district and its overall efficiencies. The report was submitted to the Kane and DeKalb County Boards.

Sikich conducted our annual budgetary audit and reviewed it with the board and we received a good report (Remakel).

The Rt. 72 /State Street pre-emption light project was completed.

Captain Stadie coordinated rescue task force and active shooter training with the Police Department.

We completed the Illinois Fire Protection District Annual Checklist completing 95% of the requirements.

*DC Larson completed the Illinois State Fire Marshal audit.*

*We completed the (IPRF) Illinois Public Risk Fund annual review and had a good report.*

*All fire hydrants were flushed and the data was entered into our reporting system.*

*We finalized standard operating guidelines for structure fires for Hampshire, Burlington and Pingree Grove and they will be implemented in 2024.*

*We completed a table top disaster exercise involving a gas explosion.*

*New reporting software (ESO) was purchased and it will be fully implemented in 2024. The software will include; emergency response, scheduling, fire inspections, maintenance, etc.*

*FF Ramirez continued with the firefighter bunker gear replacement program for NFPA compliancy.*

*FF Ramirez and FF Black continued as members of the Division 2 Technical Rescue Team.*

*Lt. Rice and FF Morgan continued as members of the Division 2 Hazardous Material Team.*

*Lt. DePauw continued as a member of the Division 2 Dive Team.*

*Lt. McBride, FF Clauss and FI Lucas continued as members of the Kane County Task Force Investigation Team.*

*We began discussions to form a Hampshire, Burlington, and Pingree Grove Fire Investigation Team that will be implemented in 2024.*

*Our EMS Billing rates were adjusted to coincide with the annual GEMT evaluation.*

*All personnel had their annual physicals.*

*Firefighter Laura Black finalized the Firefighter Internship Program Booklet.*