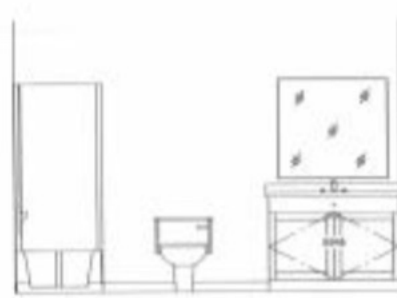





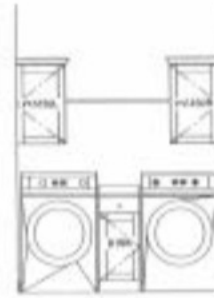
Living Area	812 sf
Porches	186 sf
Total Under Roof	998 sf



Plan View
Scale: 1/4"=1'



Bath
Scale: 3/8"=1'



Laundry
Scale: 3/8"=1'



Kitchen
Scale: 3/8"=1'



Kitchen
Scale: 3/8"=1'

BUILD IT YOURSELF KIT #48L

BASIC SHELL PRICE: \$13,000*

- 29X28X9 BASIC SHELL
- PORCH AS SHOWN
- 2 - 3' HOUSE DOORS
- 3 - 3X5 VINYL WINDOWS
- 1 - 2X3 VINYL WINDOW
- TRUSSES AT 2'
- TRUSSES AT 4' ON CENTER
- STUDS AT 16" ON CENTER
- HOUSE WRAP
- APPROXIMATELY 103' OF INTERIOR FRAMING
- SOFFIT AND FASCIA OVERHANG ON ROOF
- 40 YR WARRANTY 29 GAUGE METAL - 18 COLORS AVAILABLE
- 16X7 GARAGE DOOR OPENING

ADD \$3,000.00 TO UPGRADE TO OSB & PREMIUM BOARD & BATT METAL SIDING

***PLUS TAX & DELIVERY**

ADDITIONAL FEES AND SURCHARGES MAY APPLY. PRICES ARE SUBJECT TO CHANGE WITHOUT NOTICE.