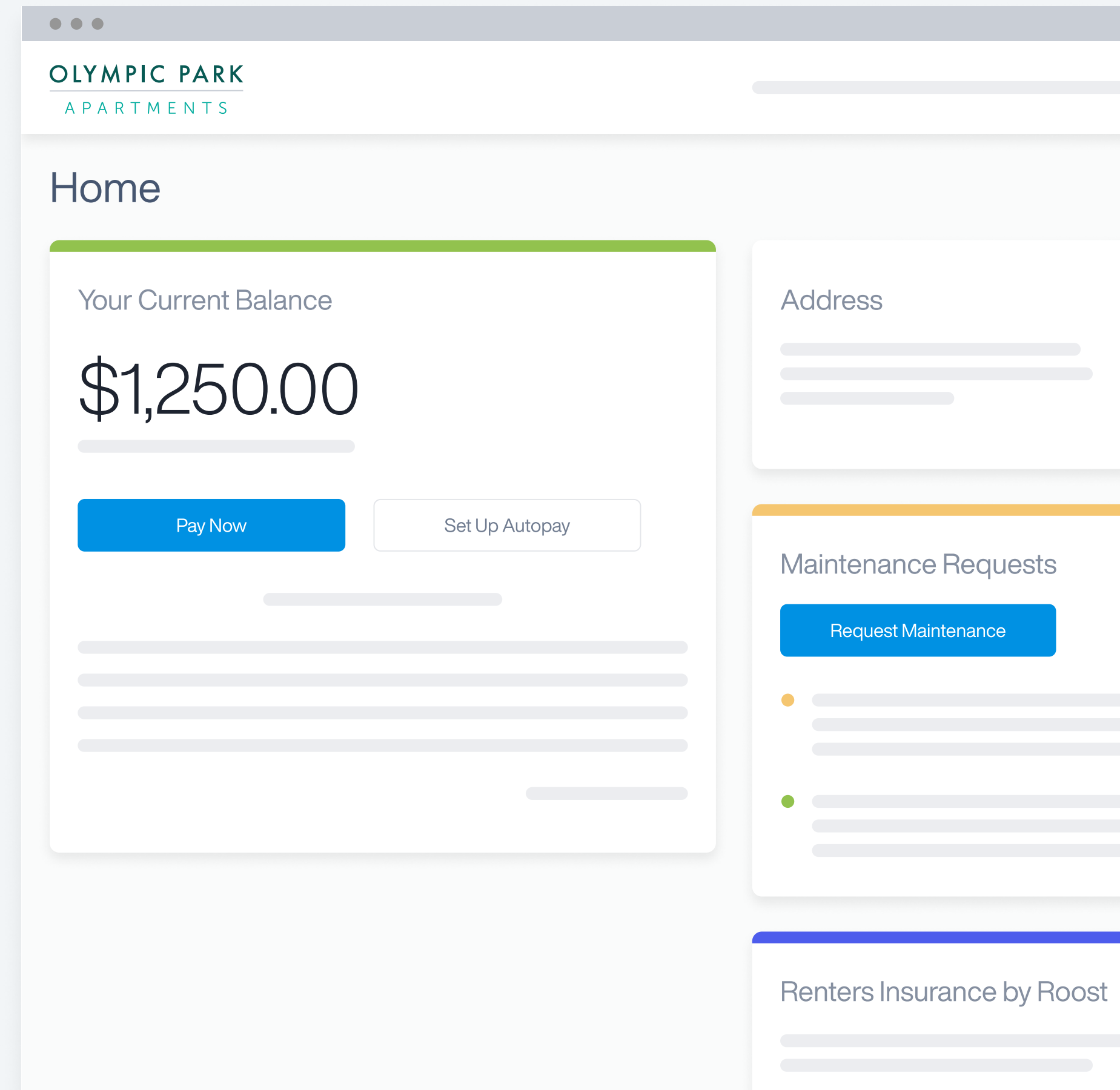
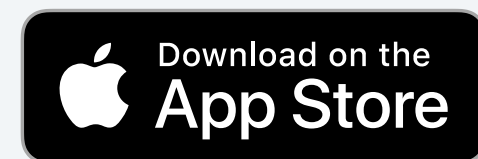


Easily Pay Rent Through Your Online Tenant Portal

Mobile. 24/7.
From Anywhere

How to get started:

- 1 You will receive an email or text from us with a link to set up your Online Portal.
- 2 Click the link in the email or text message and follow the steps to set up your password.
- 3 Log in to your personal, secure Online Portal and follow the simple steps to make a payment.



Pay your rent online, anywhere, anytime

A variety of convenient and secure online payment options are available:

eCheck

Enter your bank account and routing numbers in your secure Online Portal to pay rent or any other charge directly from your checking or savings account.

Credit or Debit Card

Use your debit or credit card to pay rent or any other charge through the secure Online Portal (A transaction fee will apply to any payments made by Credit or Debit Card.)

Electronic Cash Payments

If you choose this method of payment, we will provide you with a reusable PaySlip that you can use at Walmart, 7-Eleven, CVS, Casey's, or Ace Cash Express to pay your rent in cash (a \$3.99 transaction fee applies; \$2,000 maximum per transaction; \$1,500 at 7-Eleven).



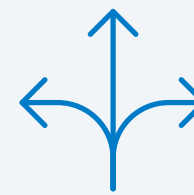
Convenient

You can pay your rent from anywhere you want and communicate with your property management team all within the online portal.



Secure

Online payments are encrypted using bank-grade security.



Flexible

It's easy for you to choose the way you pay: eCheck, Debit or Credit Card, or Electronic Cash Payments



Fast

Your charges are immediately marked as paid.

If you have any questions, please contact the property management office.