



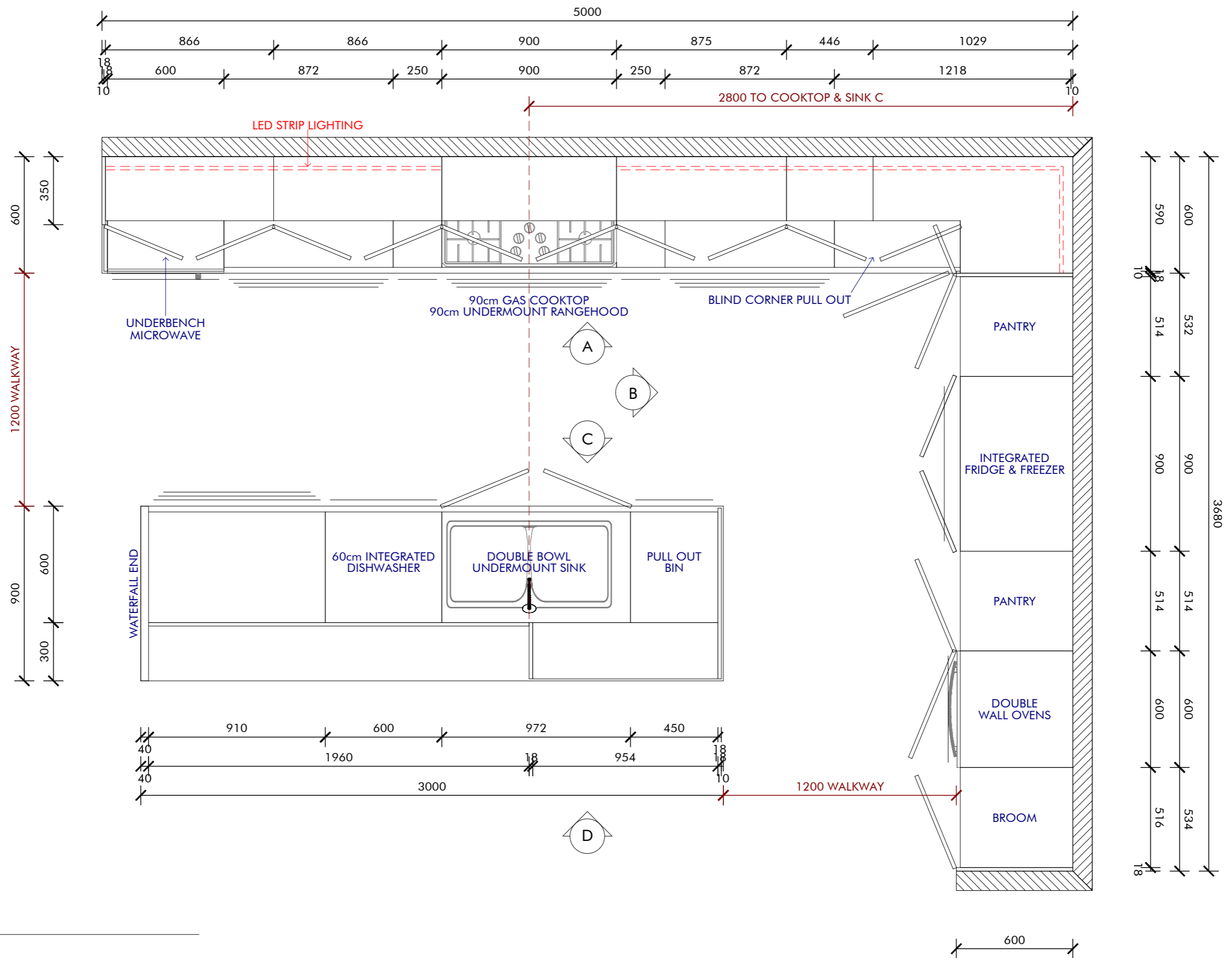
KITCHEN - 3D RENDER  
NO SCALE



KITCHEN - 3D RENDER  
NO SCALE



KITCHEN - 3D RENDER  
NO SCALE



**KITCHEN - PLAN**  
SCALE: 1 : 20 @ A3

**FINISHES SCHEDULE**

CABINET INTERNALS -  
16mm WHITE HMR MELAMINE PARTICLEBOARD  
WITH WHITE ABS EDGING

CABINET EXTERNALS -  
18mm MR MDF E0 DECORATIVE BOARD IN  
POLYTEC 'BLOSSOM WHITE' VENETTE FINISH

BENCHTOPS -  
20mm ENGINEERED STONE IN  
YDL STONE 'ANGEL FALLS' POLISHED FINISH  
WITH 40mm MITRED EDGES

SPLASHBACKS -  
TILED BY CLIENT

**HARDWARE SCHEDULE**

HINGES -  
BLUM SOFT-CLOSING HINGES

DRAWERS -  
BLUM LEGRABOX SILK WHITE SOFT-CLOSING RUNNERS

PULLS -  
25mm FINGERPULL TO BASE CABINETS  
10mm OVERHANG TO FINGERPULL TO OVERHEADS  
PUSH TO OPEN WHERE NOTED (PTO)  
SEMI-CIRCLE BRASS HANDLES TO TALL CABINETS

PULL OUT BIN -  
HAFELE EURO-CARGO 45 PULL OUT BIN

SPICE & CONDIMENT PULL OUTS -  
BLUM NARROW DRAWER SOLUTION WITH  
LEGRABOX DRAWER RUNNERS & SIDES

BLIND CORNER PULL OUT UNIT -  
HAFELE LEMANS II ARENA STYLE UNIT

**APPLIANCES SCHEDULE**

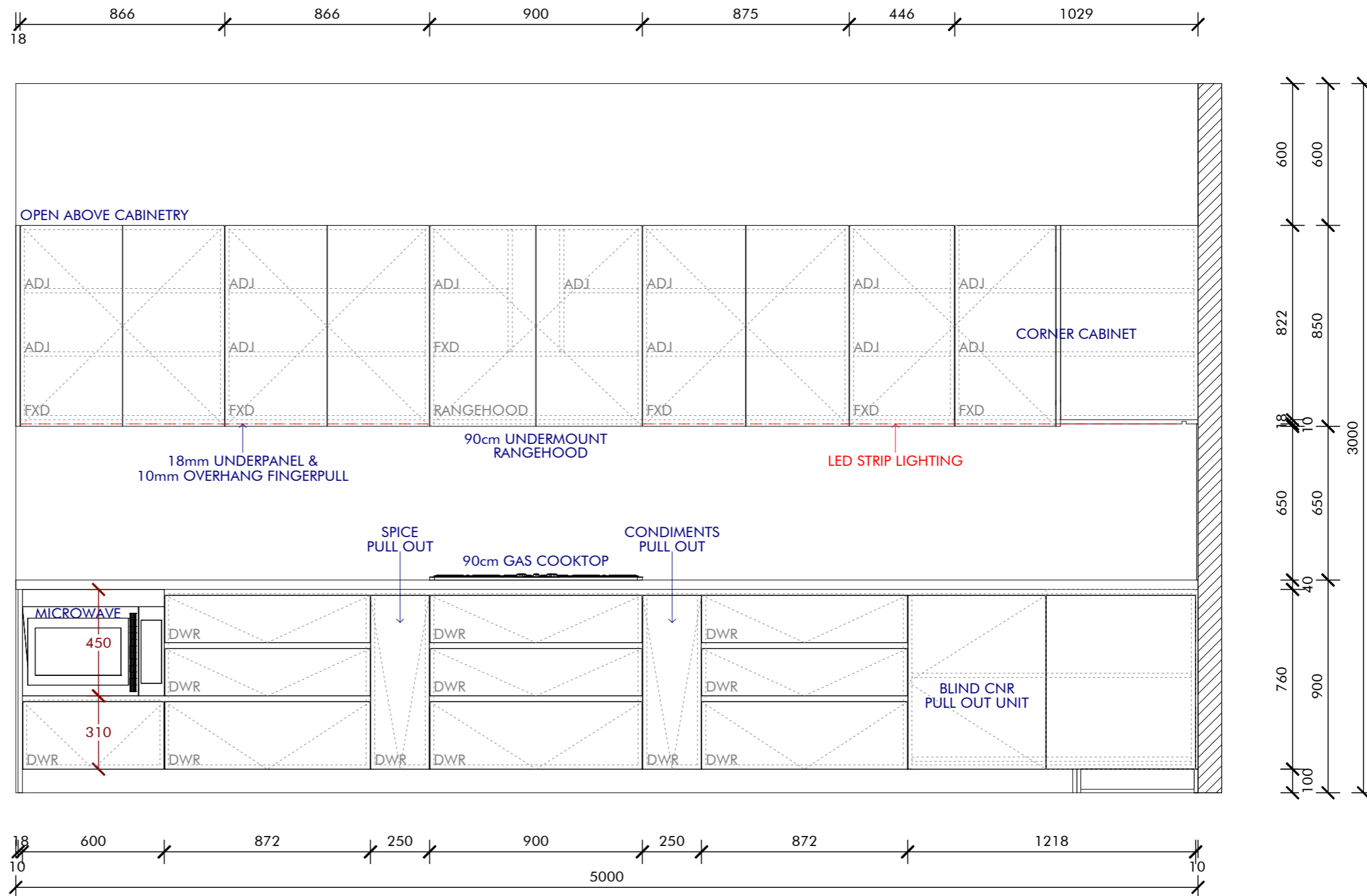
OVENS -  
FISHER & PAYKEL OB60DDEX4 OVEN

COOKTOP -  
FISHER & PAYKEL CG905CNGGB4 GAS COOKTOP

RANGEHOOD -  
FISHER & PAYKEL HP90IDCHX3 UNDERMOUNT

DISHWASHER -  
FISHER & PAYKEL DD60DI9 FULLY INTEGRATED

FRIDGE -  
FISHER & PAYKEL RS90A1 FULLY INTEGRATED



**KITCHEN - ELEVATION A**  
SCALE: 1 : 20 @ A3

## FINISHES SCHEDULE

CABINET INTERNALS -  
16mm WHITE HMR MELAMINE PARTICLEBOARD  
WITH WHITE ABS EDGING

CABINET EXTERNALS -  
18mm MR MDF E0 DECORATIVE BOARD IN  
POLYTEC 'BLOSSOM WHITE' VENETTE FINISH

BENCHTOPS -  
20mm ENGINEERED STONE IN  
YDL STONE 'ANGEL FALLS' POLISHED FINISH  
WITH 40mm MITRED EDGES

SPLASHBACKS -  
TILED BY CLIENT

## HARDWARE SCHEDULE

HINGES -  
BLUM SOFT-CLOSING HINGES

DRAWERS -  
BLUM LEGRABOX SILK WHITE SOFT-CLOSING RUNNERS

PULLS -  
25mm FINGERPULL TO BASE CABINETS  
10mm OVERHANG TO FINGERPULL TO OVERHEADS  
PUSH TO OPEN WHERE NOTED (PTO)  
SEMI-CIRCLE BRASS HANDLES TO TALL CABINETS

PULL OUT BIN -  
HAFELE EURO-CARGO 45 PULL OUT BIN

SPICE & CONDIMENT PULL OUTS -  
BLUM NARROW DRAWER SOLUTION WITH  
LEGRABOX DRAWER RUNNERS & SIDES

BLIND CORNER PULL OUT UNIT -  
HAFELE LEMANS II ARENA STYLE UNIT

## APPLIANCES SCHEDULE

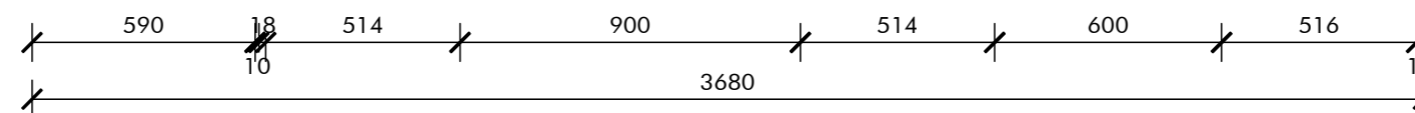
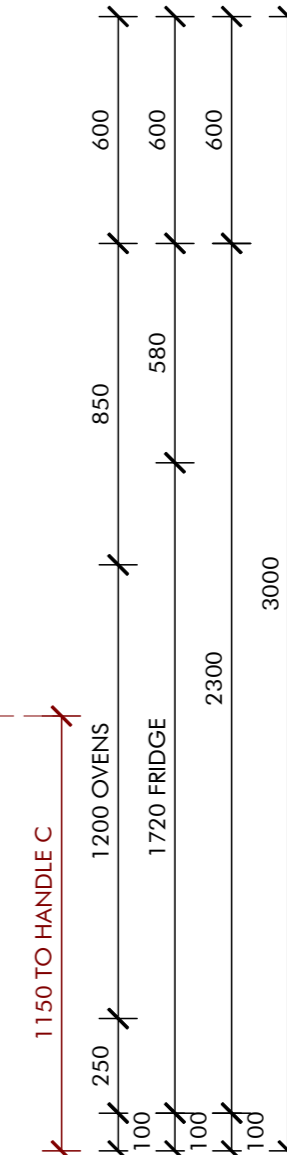
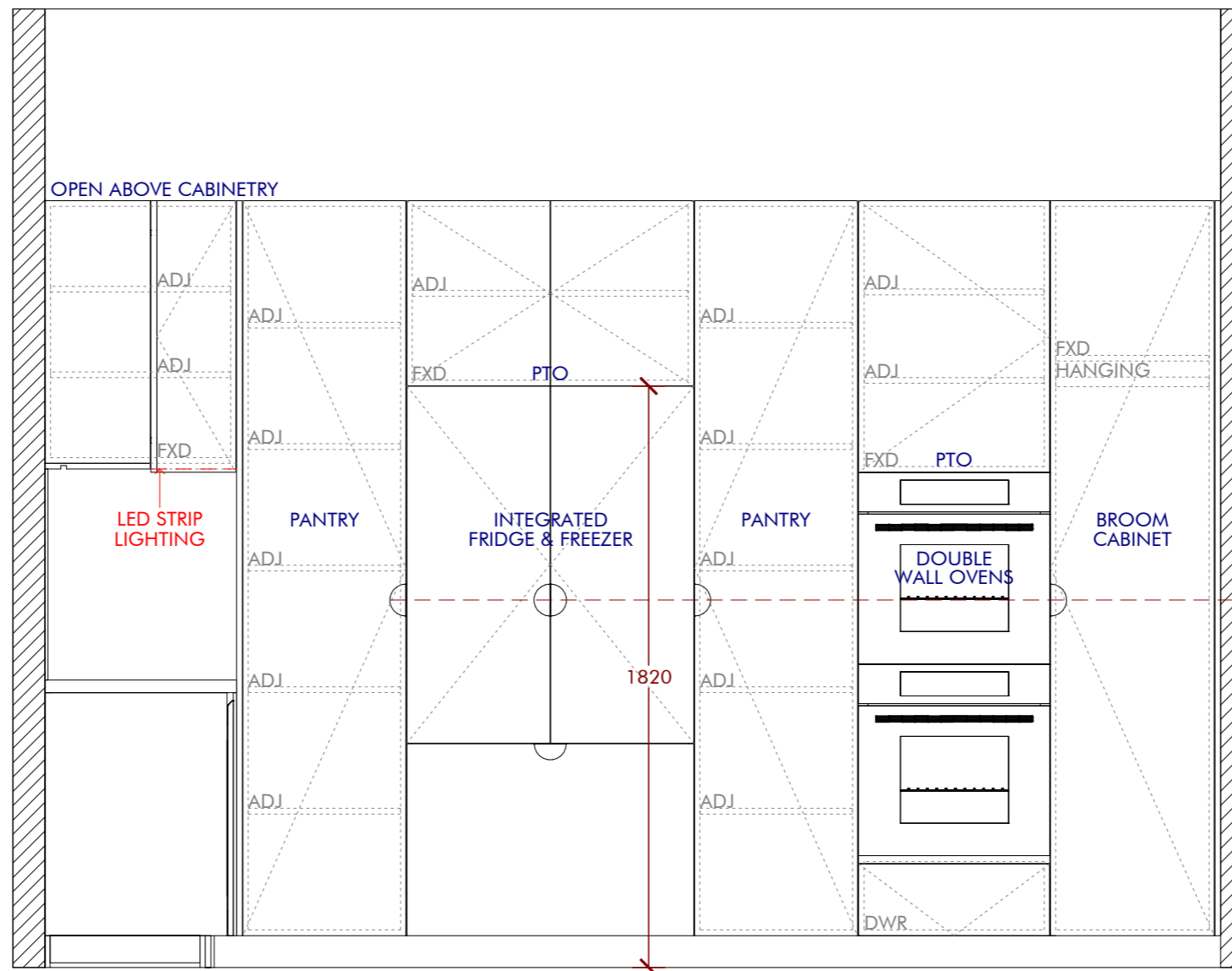

OVENS -  
FISHER & PAYKEL OB60DDEX4 OVEN

COOKTOP -  
FISHER & PAYKEL CG905CNGGB4 GAS COOKTOP

RANGEHOOD -  
FISHER & PAYKEL HP90IDCHX3 UNDERMOUNT

DISHWASHER -  
FISHER & PAYKEL DD60DI9 FULLY INTEGRATED

FRIDGE -  
FISHER & PAYKEL RS90A1 FULLY INTEGRATED



**KITCHEN - ELEVATION B**  
SCALE: 1 : 20 @ A3

## FINISHES SCHEDULE

CABINET INTERNALS -  
16mm WHITE HMR MELAMINE PARTICLEBOARD  
WITH WHITE ABS EDGING

CABINET EXTERNALS -  
18mm MR MDF E0 DECORATIVE BOARD IN  
POLYTEC 'BLOSSOM WHITE' VENETTE FINISH

BENCHTOPS -  
20mm ENGINEERED STONE IN  
YDL STONE 'ANGEL FALLS' POLISHED FINISH  
WITH 40mm MITRED EDGES

SPLASHBACKS -  
TILED BY CLIENT

## HARDWARE SCHEDULE

HINGES -  
BLUM SOFT-CLOSING HINGES

DRAWERS -  
BLUM LEGRABOX SILK WHITE SOFT-CLOSING RUNNERS

PULLS -  
25mm FINGERPULL TO BASE CABINETS  
10mm OVERHANG TO FINGERPULL TO OVERHEADS  
PUSH TO OPEN WHERE NOTED (PTO)  
SEMI-CIRCLE BRASS HANDLES TO TALL CABINETS

PULL OUT BIN -  
HAFELE EURO-CARGO 45 PULL OUT BIN

SPICE & CONDIMENT PULL OUTS -  
BLUM NARROW DRAWER SOLUTION WITH  
LEGRABOX DRAWER RUNNERS & SIDES

BLIND CORNER PULL OUT UNIT -  
HAFELE LEMANS II ARENA STYLE UNIT

## APPLIANCES SCHEDULE

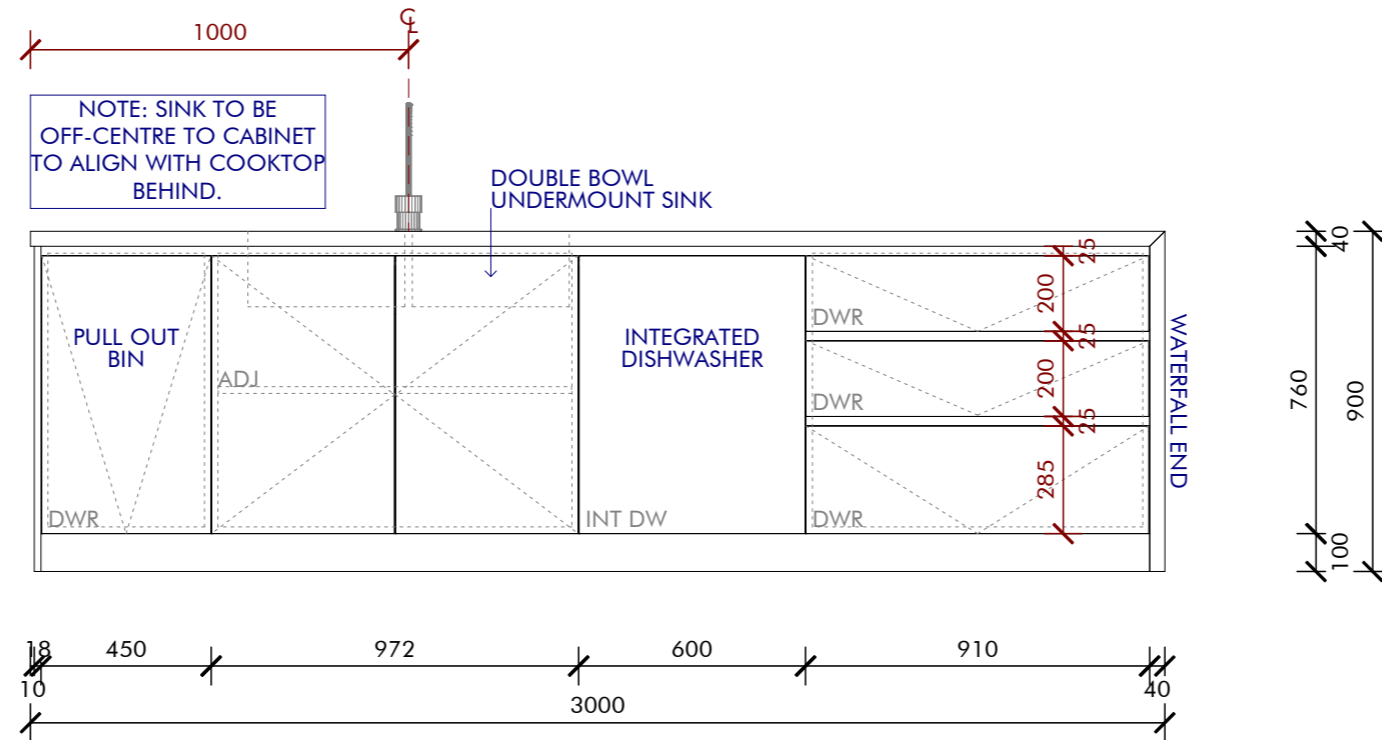
OVENS -  
FISHER & PAYKEL OB60DDEX4 OVEN

COOKTOP -  
FISHER & PAYKEL CG905CNGGB4 GAS COOKTOP

RANGEHOOD -  
FISHER & PAYKEL HP90IDCHX3 UNDERMOUNT

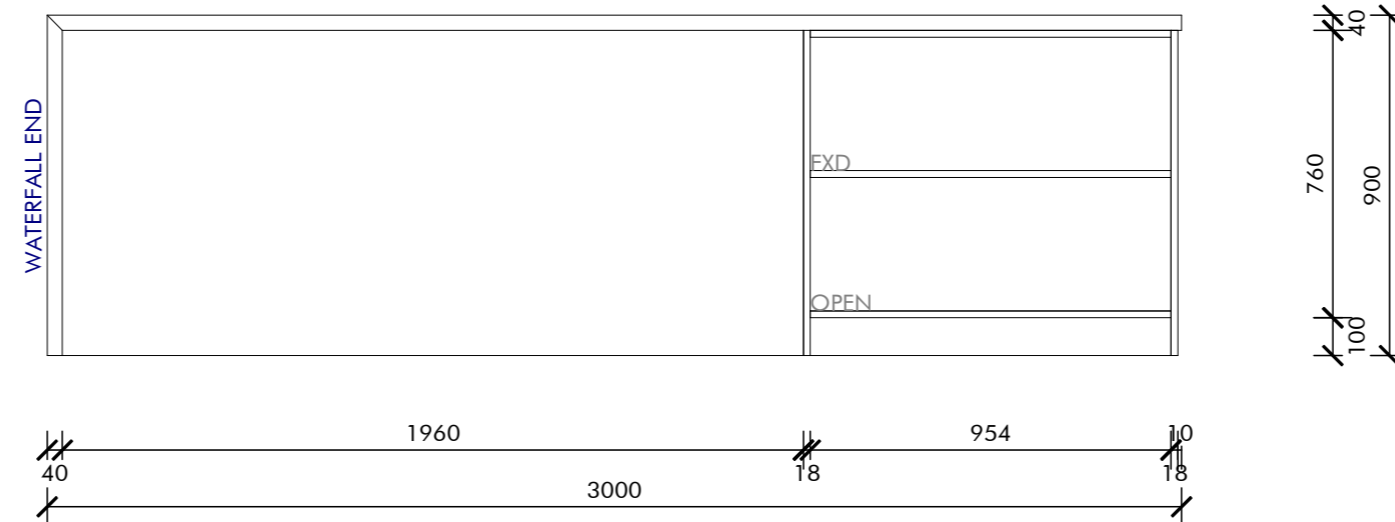
DISHWASHER -  
FISHER & PAYKEL DD60DI9 FULLY INTEGRATED

FRIDGE -  
FISHER & PAYKEL RS90A1 FULLY INTEGRATED



## KITCHEN - ELEVATION C

SCALE: 1 : 20 @ A3



## KITCHEN - ELEVATION D

SCALE: 1 : 20 @ A3