



Product Catalogue



GRILL CABINS
PAVILIONS
BBQ SETS
ACCESSORIES

SAUNA CABINS
SAUNA BARRELS
SAUNA PODS
SAUNA BUSES
HEATERS
ACCESSORIES

CAMPING PODS
CAMPING BUSES
CAMPING BARRELS
FURNITURE
ELECTRICITY



HOT TUBS
KIDS HUT

GRILL CABINS








GRILL
CABINS


OPEN GRILL CABINS




PRODUCT CODE	PRODUCT NAME	PRODUCT IMAGE	STANDARD SET	SPECIFICATION	PRICE in EUR, EXW, EXCL. VAT
OG9201	Open Grill Cabin 9,2 m ²		<p>3 Straight walls 6 Supporting logs Roof panels covered with the bitumen shingles Extendable standard chimney Central standard BBQ Table fitted around the BBQ 3 Benches (fixed to the walls)</p>	<p>Inside area: 9,2 m² Size: 6-9 people Height: 2900 mm Wall height: 1200 mm Timber: Pinewood Wall thickness: 45 mm Roof thickness and finishing: 18 mm; Finnish bitumen shingles Supporting log: Ø 160 mm Bench log: Ø 100 mm</p>	5000
OG1601	Open Grill Cabin 16,5 m ²		<p>5 Straight walls 6 Supporting logs Roof panels covered with the bitumen shingles Extendable standard chimney Central standard BBQ Table fitted around the BBQ 5 Benches (fixed to the walls)</p>	<p>Inside area: 16,5 m² Size: 10-15 people Height: 3550 mm Wall height: 1200 mm Timber: Pinewood Wall thickness: 45 mm Roof thickness and finishing: 18 mm; Finnish bitumen shingles Supporting log: Ø 160 mm Bench log: Ø 100 mm</p>	7280

STANDARD GRILL CABINS

PRODUCT CODE	PRODUCT NAME	PRODUCT IMAGE	STANDARD SET	SPECIFICATION	PRICE in EUR, EXW, EXCL. VAT
G45001	Grill Cabin 4,5 m ²		<p>Floor panels Straight walls Roof covered with bitumen shingles Extendable standard chimney 3 Double glazed windows (1 opening) Door with the double glazed hexagon window, wooden handle and the lock Central standard BBQ Table fitted around the BBQ 3 Benches Cushions for the benches</p>	<p>Inside area: 4,5 m² Size: 3-5 people Height: 2574 mm Wall height: 1200 mm Timber: Pinewood Wall thickness: 45 mm Floor thickness: 18 mm Roof thickness and finishing: 18 mm; Finnish bitumen shingles Window size: 880 x 510 mm Door size: 780 x 1500 mm</p>	4400
G69001	Grill Cabin 6,9 m ²		<p>Floor panels Straight walls Roof covered with bitumen shingles Extendable standard chimney 4 Double glazed windows (2 opening) Door with the double glazed hexagon window, wooden handle and the lock Central standard BBQ Table fitted around the BBQ 5 Benches (2 extendable for sleeping) Cushions for the benches</p>	<p>Inside area: 6,9 m² Size: 5-10 people Height: 3212 mm Wall height: 1200 mm Timber: Pinewood Wall thickness: 45 mm Floor thickness: 18 mm Roof thickness and finishing: 18 mm; Finnish bitumen shingles Window size: 880 x 510 mm Door size: 780 x 1500 mm</p>	6280

G70001	Grill Cabin 7,0 m ²		<p><i>Floor panels</i> <i>Straight walls</i> <i>Roof covered with bitumen shingles</i> <i>Extendable standard chimney</i> <i>3 Double glazed windows (1 opening)</i> <i>Door with the double glazed hexagon window, wooden handle and the lock</i> <i>Central standard BBQ</i> <i>Table fitted around the BBQ</i> <i>5 Benches (2 extendable for sleeping)</i> <i>Cushions for the benches</i></p>	<p>Inside area: 7,0 m² Size: 10-12 people Height: 3021 mm Wall height: 1200 mm Timber: Pinewood Wall thickness: 45 mm Floor thickness: 18 mm Roof thickness and finishing: 18 mm; Finnish bitumen shingles Window size: 880 x 510 mm Door size: 780 x 1500 mm</p>	6120
G92001	Grill Cabin 9,2 m ²		<p><i>Floor panels</i> <i>Straight walls</i> <i>Roof covered with bitumen shingles</i> <i>Extendable standard chimney</i> <i>3 Double glazed windows (1 opening)</i> <i>Door with the double glazed hexagon window, wooden handle and the lock</i> <i>Central standard BBQ</i> <i>Table fitted around the BBQ</i> <i>5 Benches (2 extendable for sleeping)</i> <i>Cushions for the benches</i></p>	<p>Inside area: 9,2 m² Size: 12-15 people Height: 2900 mm Wall height: 1200 mm Timber: Pinewood Wall thickness: 45 mm Floor thickness: 18 mm Roof thickness and finishing: 18 mm; Finnish bitumen shingles Window size: 880 x 510 mm Door size: 780 x 1500 mm</p>	6560
G92002	Grill Cabin 9,2 m ² with 1,8 m Extension		<p><i>Floor panels</i> <i>Straight walls</i> <i>Roof covered with bitumen shingles</i> <i>Extendable standard chimney</i> <i>3 Double glazed windows (1 opening)</i> <i>Door with the double glazed hexagon window, wooden handle and the lock</i> <i>Central standard BBQ</i> <i>Table fitted around the BBQ</i> <i>4 Benches (2 extendable for sleeping)</i> <i>Cushions for the benches</i></p>	<p>Inside area: 9,2 m² cabin + 3,55 m² extension Size: 12-15 people Height: 2900 mm Wall height: 1200 mm Timber: Pinewood Wall thickness: 45 mm Floor thickness: 18 mm Roof thickness and finishing: 18 mm; Finnish bitumen shingles Window size: 880 x 510 mm Door size: 780 x 1500 mm</p>	8400

G92003	Grill Cabin 9,2 m ² with 2,5 m Extension		<p><i>Floor panels</i> <i>Straight walls</i> <i>Roof covered with bitumen shingles</i> <i>Extendable standard chimney</i> <i>3 Double glazed windows (1 opening)</i> <i>Door with the double glazed hexagon window, wooden handle and the lock</i> <i>Central standard BBQ</i> <i>Table fitted around the BBQ</i> <i>4 Benches (2 extendable for sleeping)</i> <i>Cushions for the benches</i></p>	<p>Inside area: 9,2 m² cabin + 4,79 m² extension Size: 12-15 people Height: 2900 mm Wall height: 1200 mm Timber: Pinewood Wall thickness: 45 mm Floor thickness: 18 mm Roof thickness and finishing: 18 mm; Finnish bitumen shingles Window size: 880 x 510 mm Door size: 780 x 1500 mm</p>	8660
G14001	Grill Cabin 14,9 m ²		<p><i>Floor panels</i> <i>Straight walls</i> <i>Roof covered with bitumen shingles</i> <i>Extendable standard chimney</i> <i>4 Double glazed windows (2 opening)</i> <i>Door with the double glazed hexagon window, wooden handle and the lock</i> <i>Central standard BBQ</i> <i>Table fitted around the BBQ</i> <i>7 Benches (2 extendable for sleeping)</i> <i>Cushions for the benches</i></p>	<p>Inside area: 14,9 m² cabin Size: 14-20 people Height: 3400 mm Wall height: 1200 mm Timber: Pinewood Wall thickness: 45 mm Floor thickness: 18 mm Roof thickness and finishing: 18 mm; Finnish bitumen shingles Window size: 880 x 510 mm Door size: 780 x 1500 mm</p>	8240
G16001	Grill Cabin 16,5 m ²		<p><i>Floor panels</i> <i>Straight walls</i> <i>Roof covered with bitumen shingles</i> <i>Extendable standard chimney</i> <i>4 Double glazed windows (2 opening)</i> <i>Door with the double glazed hexagon window, wooden handle and the lock</i> <i>Central standard BBQ</i> <i>Table fitted around the BBQ</i> <i>7 Benches (2 extendable for sleeping)</i> <i>Cushions for the benches</i></p>	<p>Inside area: 16,5 m² cabin Size: 15-21 people Height: 3550 mm Wall height: 1200 mm Timber: Pinewood Wall thickness: 45 mm Floor thickness: 18 mm Roof thickness and finishing: 18 mm; Finnish bitumen shingles Window size: 880 x 510 mm Door size: 780 x 1500 mm</p>	8900

G16002	Grill Cabin 16,5 m ² with 1,8 m Extension		<p><i>Floor panels</i> <i>Straight walls</i> <i>Roof covered with bitumen shingles</i> <i>Extendable standard chimney</i> <i>5 Double glazed windows (3 opening)</i> <i>Door with the double glazed hexagon window, wooden handle and the lock</i> <i>Central standard BBQ</i> <i>Table fitted around the BBQ</i> <i>6 Benches (2 extendable for sleeping)</i> <i>Cushions for the benches</i></p>	<p>Inside area: 16,5 m² cabin + 3,57 m² extension Size: 15-25 people Height: 3550 mm Wall height: 1200 mm Timber: Pinewood Wall thickness: 45 mm Floor thickness: 18 mm Roof thickness and finishing: 18 mm; Finnish bitumen shingles Window size: 880 x 510 mm Door size: 780 x 1500 mm</p>	10760
G16005	Grill Cabin 16,5 m ² with 2,5 m Extension		<p><i>Floor panels</i> <i>Straight walls</i> <i>Roof covered with bitumen shingles</i> <i>Extendable standard chimney</i> <i>5 Double glazed windows (3 opening)</i> <i>Door with the double glazed hexagon window, wooden handle and the lock</i> <i>Central standard BBQ</i> <i>Table fitted around the BBQ</i> <i>6 Benches (2 extendable for sleeping)</i> <i>Cushions for the benches</i></p>	<p>Inside area: 16,5 m² cabin + 4,92 m² extension Size: 15-25 people Height: 3550 mm Wall height: 1200 mm Timber: Pinewood Wall thickness: 45 mm Floor thickness: 18 mm Roof thickness and finishing: 18 mm; Finnish bitumen shingles Window size: 880 x 510 mm Door size: 780 x 1500 mm</p>	11000
G25001	Grill Cabin 25,0 m ²		<p><i>Floor panels</i> <i>Straight walls</i> <i>Roof covered with bitumen shingles</i> <i>Extendable standard chimney</i> <i>4 Double glazed windows (2 opening)</i> <i>Door with the double glazed hexagon window, wooden handle and the lock</i> <i>Central standard BBQ</i> <i>Table fitted around the BBQ</i> <i>7 Benches (2 extendable for sleeping)</i> <i>Cushions for the benches</i></p>	<p>Inside area: 25,0 m² Size: 25-30 people Height: 4610 mm Wall height: 1200 mm Timber: Pinewood Wall thickness: 45 mm Floor thickness: 18 mm Roof thickness and finishing: 18 mm; Finnish bitumen shingles Window size: 880 x 510 mm Door size: 780 x 1760 mm</p>	11400

G25002

Grill Cabin
25,0 m² with
2,5 m
Extension








Floor panels
Straight walls
Roof covered with bitumen shingles
Extendable standard chimney
5 Double glazed windows (3 opening)
Door with the double glazed hexagon window,
wooden handle and the lock
Central standard BBQ
Table fitted around the BBQ
6 Benches (2 extendable for sleeping)
Cushions for the benches

Inside area: 25,0 m² cabin + 4,46 m² extension
Size: 25-30 people
Height: 4610 mm
Wall height: 1200 mm
Timber: Pinewood
Wall thickness: 45 mm
Floor thickness: 18 mm
Roof thickness and finishing: 18 mm; Finnish
bitumen shingles
Window size: 880 x 510 mm
Door size: 780 x 1760 mm

13520

DOUBLE GRILL CABINS



PRODUCT CODE	PRODUCT NAME	PRODUCT IMAGE	STANDARD SET	SPECIFICATION	PRICE in EUR, EXW, EXCL. VAT
DG929201	Twin Grill Cabin 9,2 m ² with 1,8 m corridor		<p>Floor panels Straight walls Roof covered with bitumen shingles 7 Double glazed windows (3 opening) Standard grill cabin door (with the lock and double glazed hexagon window) in the corridor</p>	<p>Inside area: 2 x 9,2 m² cabin + 3,38 m² corridor Size: 24-30 people Height: 2900 mm Wall height: 1200 mm Timber: Pinewood Wall thickness: 45 mm Floor thickness: 18 mm Roof thickness and finishing: 18 mm; Finnish bitumen shingles Window size: 880 x 510 mm Door size: 780 x 1500 mm</p>	14400
DG921601	Double Grill Cabin 9,2 m ² + 16,5 m ² with 1,8 m corridor		<p>Floor panels Straight walls Roof covered with bitumen shingles 8 Double glazed windows (4 opening) Standard grill cabin door (with the lock and double glazed hexagon window) in the corridor</p>	<p>Inside area: 16,5 m² + 9,2 m² cabin + 3,55 m² corridor Size: 21-36 people Height: 3550 mm Timber: Pinewood Wall thickness: 45 mm Floor thickness: 18 mm Roof thickness and finishing: 18 mm; Finnish bitumen shingles Window size: 880 x 510 mm Door size: 780 x 1500 mm</p>	16120
DG161601	Twin Grill Cabin 16,5 m ² with 3 m corridor		<p>Floor panels Straight walls Roof covered with bitumen shingles 9 Double glazed windows (5 opening) Standard grill cabin door (with the lock and double glazed hexagon window) in the corridor</p>	<p>Inside area: 2 x 16,5 m² cabin + 5,78 m² corridor Size: 26-39 people Height: 3550 mm Wall height: 1200 mm Timber: Pinewood Wall thickness: 45 mm Floor thickness: 18 mm Roof thickness and finishing: 18 mm; Finnish bitumen shingles Window size: 880 x 510 mm Door size: 780 x 1500 mm</p>	18760

DG162501	<p>Double Grill Cabin 16,5 m² + 25 m² with 2,5 m corridor</p>		<p><i>Floor panels</i> <i>Straight walls</i> <i>Roof covered with bitumen shingles</i> <i>9 Double glazed windows (5 opening) Standard grill cabin door (with the lock and double glazed hexagon window) in the corridor</i></p>	<p>Inside area: 16,5 m² + 25 m² cabin + 4,6 m² corridor Size: 35-45 people Height: 4610 mm Wall height: 1200 mm Timber: Pinewood Wall thickness: 45 mm Floor thickness: 18 mm Roof thickness and finishing: 18 mm; Finnish bitumen shingles Window size: 880 x 510 mm Door size: 780 x 1500 mm</p>	21260
DG252501	<p>Twin Grill Cabin 25 m² with 3 m corridor</p>		<p><i>Floor panels</i> <i>Straight walls</i> <i>Roof covered with bitumen shingles</i> <i>9 Double glazed windows (5 opening) Standard grill cabin door (with the lock and double glazed hexagon window) in the corridor</i></p>	<p>Inside area: 2 x 25 m² cabin + 5,3 m² corridor Size: 40-50 people Height: 4610 mm Wall height: 1200 mm Timber: Pinewood Wall thickness: 45 mm Floor thickness: 18 mm Roof thickness and finishing: 18 mm; Finnish bitumen shingles Window size: 880 x 510 mm Door size: 780 x 1760 mm</p>	23740

Note:

BBQ, benches and extra inside walls are not included in the standard set of a Double Cabin and need to be ordered additionally

EXCLUSIVE GRILL CABINS

PRODUCT CODE	PRODUCT NAME	PRODUCT IMAGE	STANDARD SET	SPECIFICATION	PRICE in EUR, EXW, EXCL. VAT
EG70001	Exclusive Grill Cabin 7,0 m ²		<p><i>Tongue and groove floor from 28 mm pinewood boards</i></p> <p><i>Sloping walls</i></p> <p><i>Roof covered with bitumen shingles</i></p> <p><i>Extendable luxury chimney</i></p> <p><i>3 Double glazed windows (1 opening)</i></p> <p><i>Door with the double glazed hexagon window, wooden handle and the lock</i></p> <p><i>Central luxury BBQ</i></p> <p><i>Table fitted around the BBQ</i></p> <p><i>5 Benches (2 extendable for sleeping)</i></p> <p><i>Cushions for the benches</i></p>	<p>Inside area: 7,0 m²</p> <p>Size: 10-15 people</p> <p>Height: 3320 mm</p> <p>Wall height: 1200 mm</p> <p>Timber: Pinewood</p> <p>Wall thickness: 45 mm</p> <p>Floor thickness: 28 mm</p> <p>Floor frame from impregnated pine beams: 70 x 45 mm</p> <p>Roof thickness and finishing: 18 mm; Finnish bitumen shingles</p> <p>Window size: 880 x 510 mm</p> <p>Door size: 780 x 1500 mm</p>	7600
EG92001	Exclusive Grill Cabin 9,2 m ²		<p><i>Tongue and groove floor from 28 mm pinewood boards</i></p> <p><i>Sloping walls</i></p> <p><i>Roof covered with bitumen shingles</i></p> <p><i>Extendable luxury chimney</i></p> <p><i>3 Double glazed windows (1 opening)</i></p> <p><i>Door with the double glazed hexagon window, wooden handle and the lock</i></p> <p><i>Central luxury BBQ</i></p> <p><i>Table fitted around the BBQ</i></p> <p><i>5 Benches (2 extendable for sleeping)</i></p> <p><i>Cushions for the benches</i></p>	<p>Inside area: 9,2 m²</p> <p>Size: 12-15 people</p> <p>Height: 3135 mm</p> <p>Wall height: 1200 mm</p> <p>Timber: Pinewood</p> <p>Wall thickness: 45 mm</p> <p>Floor thickness: 28 mm</p> <p>Floor frame from impregnated pine beams: 70 x 45 mm</p> <p>Roof thickness and finishing: 18 mm; Finnish bitumen shingles</p> <p>Window size: 880 x 510 mm</p> <p>Door size: 780 x 1500 mm</p>	8800

EG92002

Exclusive Grill
Cabin 9,2 m²
with 2,0 m
Extension



Tongue and groove floor from 28 mm pinewood boards
Sloping walls
Roof covered with bitumen shingles
Extendable luxury chimney
3 Double glazed windows (1 opening)
Door with the double glazed hexagon window, wooden handle and the lock
Central luxury BBQ
Table fitted around the BBQ
4 Benches (2 extendable for sleeping)
Cushions for the benches

Inside area: 9,2 m² + 3,69 m² extension
Size: 12-15 people
Height: 3135 mm
Wall height: 1200 mm
Timber: Pinewood
Wall thickness: 45 mm
Floor thickness: 28 mm
Floor frame from impregnated pine beams: 70 x 45 mm
Roof thickness and finishing: 18 mm; Finnish bitumen shingles
Window size: 880 x 510 mm
Door size: 780 x 1500 mm

11000

EG92003

Exclusive Grill
Cabin 9,2 m²
with 2,5 m
Extension



Tongue and groove floor from 28 mm pinewood boards
Sloping walls
Roof covered with bitumen shingles
Extendable luxury chimney
3 Double glazed windows (1 opening)
Door with the double glazed hexagon window, wooden handle and the lock
Central luxury BBQ
Table fitted around the BBQ
4 Benches (2 extendable for sleeping)
Cushions for the benches

Inside area: 9,2 m² + 4,63 m² extension
Size: 12-15 people
Height: 3135 mm
Wall height: 1200 mm
Timber: Pinewood
Wall thickness: 45 mm
Floor thickness: 28 mm
Floor frame from impregnated pine beams: 70 x 45 mm
Roof thickness and finishing: 18 mm; Finnish bitumen shingles
Window size: 880 x 510 mm
Door size: 780 x 1500 mm

11400

EG16001

Exclusive Grill
Cabin 16,5 m²



Tongue and groove floor from 28 mm pinewood boards
Sloping walls
Roof covered with bitumen shingles
Extendable luxury chimney
4 Double glazed windows (2 opening)
Door with the double glazed hexagon window, wooden handle and the lock
Central luxury BBQ
Table fitted around the BBQ
7 benches (2 extendable for sleeping)
Cushions for the benches

Inside area: 16,5 m²
Size: 15-21 people
Height: 3830 mm
Wall height: 1200 mm
Timber: Pinewood
Wall thickness: 45 mm
Floor thickness: 28 mm
Floor frame from impregnated pine beams: 70 x 45 mm
Roof thickness and finishing: 18 mm; Finnish bitumen shingles
Window size: 880 x 510 mm
Door size: 780 x 1500 mm

9980

EG16002

Exclusive Grill
Cabin 16,5 m²
with 2,5 m
Extension





Tongue and groove floor from 28 mm pinewood boards
Sloping walls
Roof covered with bitumen shingles
Extendable luxury chimney
5 Double glazed windows (3 opening)
Door with the double glazed hexagon window, wooden handle and the lock
Central luxury BBQ
Table fitted around the BBQ
6 benches (2 extendable for sleeping)
Cushions for the benches

Inside area: 16,5 m² + 4,55 m² extension
Size: 15-21 people
Height: 3830 mm
Wall height: 1200 mm
Timber: Pinewood
Wall thickness: 45 mm
Floor thickness: 28 mm
Floor frame from impregnated pine beams: 70 x 45 mm
Roof thickness and finishing: 18 mm; Finnish bitumen shingles
Window size: 880 x 510 mm
Door size: 780 x 1500 mm

12320

CAMPING GRILL CABINS WITH WIDE EXTENSIONS

PRODUCT CODE	PRODUCT NAME	PRODUCT IMAGE	STANDARD SET	SPECIFICATION	PRICE in EUR, EXW, EXCL. VAT
G92004	Camping Grill cabin 9,2 m ² with 2,5 m Extension		<p><i>Floor panels</i> <i>Straight walls</i> <i>Roof covered with bitumen shingles</i> <i>Extendable standard chimney</i> <i>3 Double glazed windows (1 opening)</i> <i>Door with the double glazed hexagon window, wooden handle and the lock</i> <i>Central standard BBQ</i> <i>Table fitted around the BBQ</i> <i>3 Benches</i> <i>Cushions for the benches</i></p>	<p>Inside area: 9,2 m² cabin + 2,5 m extension. Extension: 2,5 x 2,5 m Height: 2900 mm Wall height: 1200 mm Timber: Pinewood Wall thickness: 45 mm Floor thickness: 18 mm Roof thickness and finishing: 18 mm; Finnish bitumen shingles Window size: 880 x 510 mm Door size: 780 x 1500 mm</p>	9440
G92005	Camping Grill cabin 9,2 m ² with 3,0 m Extension		<p><i>Floor panels</i> <i>Straight walls</i> <i>Roof covered with bitumen shingles</i> <i>Extendable standard chimney</i> <i>3 Double glazed windows (1 opening)</i> <i>Door with the double glazed hexagon window, wooden handle and the lock</i> <i>Central standard BBQ</i> <i>Table fitted around the BBQ</i> <i>3 Benches</i> <i>Cushions for the benches</i></p>	<p>Inside area: 9,2 m² cabin + 3,0 m extension Extension: 2,5 x 3,0 m Size: 12-15 people Height: 2900 mm Wall height: 1200 mm Timber: Pinewood Wall thickness: 45 mm Floor thickness: 18 mm Roof thickness and finishing: 18 mm; Finnish bitumen shingles Window size: 880 x 510 mm Door size: 780 x 1500 mm</p>	9960

G92006

Camping Grill
cabin 9,2 m²
with 4,0 m
Extension



Floor panels
Straight walls
Roof covered with bitumen shingles
Extendable standard chimney
3 Double glazed windows (1 opening)
Door with the double glazed hexagon window,
wooden handle and the lock
Central standard BBQ
Table fitted around the BBQ
3 Benches
Cushions for the benches

Inside area: 9,2 m² cabin + 4,0 m extension
Extension: 2,5 x 4,0 m
Size: 12-15 people
Height: 2900 mm
Wall height: 1200 mm
Timber: Pinewood
Wall thickness: 45 mm
Floor thickness: 18 mm
Roof thickness and finishing: 18 mm; Finnish
bitumen shingles
Window size: 880 x 510 mm
Door size: 780 x 1500 mm

10980

G16006

Camping Grill
cabin 16,5 m²
with 3,0 m
Extension



Floor panels
Straight walls
Roof covered with bitumen shingles
Extendable standard chimney
3 Double glazed windows (2 opening)
Door with the double glazed hexagon window,
wooden handle and the lock
Central standard BBQ
Table fitted around the BBQ
4 Benches (1 extendable for sleeping)
Cushions for the benches

Inside area: 16,5 m² cabin + 3,0 m extension
Extension: 3,0 x 3,0 m
Size: 15-25 people
Height: 3550 mm
Wall height: 1200 mm
Timber: Pinewood
Wall thickness: 45 mm
Floor thickness: 18 mm
Roof thickness and finishing: 18 mm; Finnish
bitumen shingles
Window size: 880 x 510 mm
Door size: 780 x 1500 mm

12380

G16007

Camping Grill
cabin 16,5 m²
with 4,0 m
Extension











Floor panels
Straight walls
Roof covered with bitumen shingles
Extendable standard chimney
3 Double glazed windows (2 opening)
Door with the double glazed hexagon window,
wooden handle and the lock
Central standard BBQ
Table fitted around the BBQ
4 Benches (1 extendable for sleeping)
Cushions for the benches

Inside area: 16,5 m² cabin + 4,0 m extension
Extension: 3,0 x 4,0 m
Size: 15-25 people
Height: 3550 mm
Wall height: 1200 mm
Timber: Pinewood
Wall thickness: 45 mm
Floor thickness: 18 mm
Roof thickness and finishing: 18 mm; Finnish
bitumen shingles
Window size: 880 x 510 mm
Door size: 780 x 1500 mm

13680

OPTIONS

PRODUCT CODE	PRODUCT NAME	PRODUCT IMAGE	STANDARD SET	SPECIFICATION	PRICE in EUR, EXW, EXCL. VAT
SKY001	Skylight for 9,2 m ² and 16.5 m ²		<i>Can be chosen for 9,2 m² and 16.5 m² Grill</i> <i>Cabin.</i>	Glass inside: 6,38 Laminated Glass 16 Frame Filled with Argon 6mm Tempered Glass 6GR-16AR-33.1GNP2	900
TDW001	Triangle dormer window		<i>Small window into the grill cabin roof construction</i>		360
SE001	Smoke extractor		<i>Smoke extractor Gemi professional</i>		820
LIF001	Luxury floor		<i>The bottom is sprayed with antiseptic</i> <i>The price depends on the cabin size chosen</i>	Floor thickness: 28 mm Tongue & groove pine boards Floor frame (from impregnated pine beams): 70 x 45 mm	
LIF002	Luxury insulated floor		Floor thickness: 28 mm Tongue & groove pine boards Floor frame (from impregnated pine beams): 70 x 45 mm Insulation: 5 cm Polystyrene		


LIF003	Luxury insulated floor with pipes		<p>Luxury insulated floor with air pipes underneath for effective smoke exhaustion – better ventilation</p> <p>3 pipes (hexagon cabins) fitted underneath the floor - within floor frame</p> <p>4 pipes (octagonal cabins) fitted underneath the floor - within floor frame</p> <p>The price depends on the cabin size chosen</p>	<p>Floor thickness: 28 mm Tongue & groove pine boards</p> <p>Floor frame (from impregnated pine beams): 95 x 45 mm</p> <p>Insulation: 5 cm Polystyrene</p>	
LBT001	Luxury BBQ table		<p>Luxury BBQ table from glued panel. Luxury wooden table instead of standard table</p>		190
CUR001	Curtains		<p>In the standard set includes curtains cornice, holders, laces. Curtains made of 100% cotton.</p> <p>EUR/per window</p>		60
LCS001	Luxury cushion set		<p>Cushion set covered of furniture tapestry.</p> <p>If chosen 4,5 m²; 6,9 m²; 7,0 m²; 9,2m² Grill Cabin please add 50 EUR</p> <p>If chosen 14,9 m²; 16,5 m² Grill Cabin please add 100 EUR</p> <p>If chosen 25,0 m² Grill Cabin please add 150 EUR</p>		100

PAVILIONS




GARDEN
PAVILIONS

PAVILIONS

PRODUCT CODE	PRODUCT NAME	PRODUCT IMAGE	STANDARD SET	SPECIFICATION	PRICE in EUR, EXW, EXCL. VAT
P92001	Pavilion 9,2 m ²		<p><i>Floor panels</i></p> <p><i>Pavilion walls</i></p> <p><i>Roof covered with bitumen shingles</i></p> <p><i>Extendable standard chimney</i></p> <p><i>5 Double glazed windows (2 opening)</i></p> <p><i>French style double glazed door with the wooden handle and lock</i></p> <p><i>Central standard BBQ</i></p> <p><i>Table fitted around the BBQ</i></p> <p><i>5 Benches (2 extendable for sleeping)</i></p> <p><i>Cushions for the benches</i></p>	<p>Inside area: 9,2 m²</p> <p>Size: 12-15 people</p> <p>Height: 3400 mm</p> <p>Sidewall height: 1950 mm</p> <p>Timber: Pinewood</p> <p>Wall thickness: 45 mm</p> <p>Floor thickness: 18 mm</p> <p>Roof thickness and finishing: 18 mm; Finnish bitumen shingles</p> <p>Window size: 1020 x 1060 mm</p> <p>Door size: 1020 x 1600 mm</p>	7440

P92002

Pavilion 9,2 m²
with 2,5 m
Extension



Floor panels
Pavilion walls
Roof covered with bitumen shingles
Extendable standard chimney
5 Double glazed windows (3 opening)
French style double glazed door with the wooden handle and lock
Central standard BBQ
Table fitted around the BBQ
4 Benches (2 extendable for sleeping)
Cushions for the benches

Inside area: 9,2 m² + 4,75 m² extension
Size: 12-15 people
Height: 3400 mm
Sidewall height: 1950 mm
Timber: Pinewood
Wall thickness: 45 mm
Floor thickness: 18 mm
Roof thickness and finishing: 18 mm; Finnish bitumen shingles
Window size: 1020 x 1060 mm
Door size: 1020 x 1600 mm

9780

P10001

Pavilion 10,0 m²



Tongue and groove floor from 28 mm pinewood boards
Even pavilion walls
Roof covered with bitumen shingles
7 double glazed windows (3 opening)
French style double glazed door with the wooden handle and lock
N.B. BBQ is not designed for this model.
Benches are not included in the set either

Inside area: 10,0 m²
Size: 8-15 people
Height: 3389 mm
Sidewall height: 2050 mm
Timber: Pinewood
Wall thickness: 45 mm
Floor thickness: 28 mm
Roof thickness and finishing: 18 mm; Bitumen shingles
Window size: 1290 x 1420 mm
Door size: 1290 x 1810 mm

7360

P14001

Pavilion 14,9 m²



Floor panels
Pavilion walls
Roof covered with bitumen shingles
Extendable standard chimney
7 Double glazed windows (3 opening)
French style double glazed door with the wooden handle and lock
Central standard BBQ
Table fitted around the BBQ
7 Benches (2 extendable for sleeping)
Cushions for the benches

Inside area: 14,9 m²
Size: 14-20 people
Height: 3454 mm
Sidewall height: 1950 mm
Timber: Pinewood
Wall thickness: 45 mm
Floor thickness: 18 mm
Roof thickness and finishing: 18 mm; Finnish bitumen shingles
Window size: 1020 x 1060 mm
Door size: 1020 x 1600 mm

9060

P16001 Pavilion 16,5 m²



Floor panels
Pavilion walls
Roof covered with bitumen shingles
Extendable standard chimney
7 Double glazed windows (3 opening)
French style double glazed door with the wooden handle and lock
Central standard BBQ
Table fitted around the BBQ
7 Benches (2 extendable for sleeping)
Cushions for the benches

Inside area: 16,5 m²
Size: 15-21 people
Height: 3574 mm
Sidewall height: 1950 mm
Timber: Pinewood
Wall thickness: 45 mm
Floor thickness: 18 mm
Roof thickness and finishing: 18 mm; Finnish bitumen shingles
Window size: 1020 x 1060 mm
Door size: 1020 x 1600 mm

9480

P16003

Pavilion 16,5 m²
with 2,5 m
Extension



Floor panels
Pavilion walls
Roof covered with bitumen shingles
Extendable standard chimney
7 Double glazed windows (4 opening)
French style double glazed door with the wooden handle and lock
Central standard BBQ
Table fitted around the BBQ
6 Benches (2 extendable for sleeping)
Cushions for the benches

Inside area: 16,5 m² + 4,79 m² extension
Size: 15-21 people
Height: 3574 mm
Sidewall height: 1950 mm
Timber: Pinewood
Wall thickness: 45 mm
Floor thickness: 18 mm
Roof thickness and finishing: 18 mm; Finnish bitumen shingles
Window size: 1020 x 1060 mm
Door size: 1020 x 1600 mm

11800

P16002

Twin Pavilion
16,5 m²



Floor panels
Pavilion walls
Roof covered with bitumen shingles 13
Double glazed windows (7 opening)
2 French style double glazed doors with the wooden handle and lock
N.B. BBQ, benches are not included in the set and needs to be ordered additionally

Inside area: 2 x 16,5 m² + 5,4 m² corridor
Size: 15-30 people
Height: 3574 mm
Sidewall height: 1950 mm
Timber: Pinewood
Wall thickness: 45 mm
Floor thickness: 18 mm
Roof thickness and finishing: 18 mm; Bitumen shingles
Window size: 1020 x 1060 mm
Door size: 1020 x 1600 mm



19020

BBQ SETS



BBQ SETS

BBQ SETS

PRODUCT CODE	PRODUCT NAME	PRODUCT IMAGE	STANDARD SET	SPECIFICATION	PRICE in EUR, EXW, EXCL. VAT
STBBQ6C	Standard 6 Corner BBQ	 	<p>6-corner grill with a table fitted around and extendable chimney (3 grates incl.):</p> <p>Grill body diagonal – 669 mm</p> <p>Height from the ground to the table top – 604 mm</p> <p>Fire box diagonal – 780 mm</p> <p>Table diagonal – 1380 mm, extended – 1660 mm</p> <p>Smoke hood diagonal – 1016 mm</p> <p>Smoke pipe length – 2 x 900 mm (2 parts)</p> <p>Smoke pipe diagonal – 358 mm and 381 mm (2 parts)</p> <p>Rain collar and rain cap</p> <p>Large grate designed for grilling vegetables, meat and fish (6-corner, diagonal 480 mm)</p> <p>Two small grates for coffee or soup pot (round grid, Ø 195 mm)</p>	<p>Fire box is produced from cold-rolled steel and coated with heat resistant black paint (RAL 9005). Smoke hood and grill body is produced from cold-rolled steel and coated with heat resistant brown paint (RAL 8019). Cooking grates are produced from stainless steel.</p>	940

STBBQ8C
Standard 8
Corner BBQ



8-corner grill with a table fitted around and extendable chimney (3 grates incl.):

Grill body diagonal – 792 mm

Height from the ground to the table top – 604 mm

Fire box diagonal – 945 mm

Table diagonal – 1515 mm, extended – 1775 mm

Smoke hood diagonal – 930 mm

Smoke pipe length – 2 x 1100 mm (2 parts)

Smoke pipe diagonal – 358 mm and 373 mm (2 parts)

Rain collar and rain cap

Large grate designed for grilling vegetables, meat and fish (6-corner, diagonal - 480 mm)

Two small grates for coffee or soup pot (round grid, Ø 195 mm)

Fire box is produced from cold-rolled steel and coated with heat resistant black paint (RAL 9005). Smoke hood and grill body is produced from cold-rolled steel and coated with heat resistant brown paint (RAL 8019). Cooking grates are produced from stainless steel.

1100

LXBBQ
Luxury BBQ



Grill with a table fitted around and extendable chimney (2 grates and grill table's safety fence incl.):

Grill body diagonal – 778 mm

Height from the ground to the table top – 644 mm

Fire box diameter – 800 mm

Table diameter – 1400 mm

Two vertical pipes

Smoke hood diameter – 899 mm

Smoke pipe length – 2 x 1000 mm

Smoke pipe diameter – 304 mm and 299 mm

2 Rain collars and rain cap

Large grate designed for grilling vegetables, meat and fish

Small grate for coffee pot

Hook for the pot

Grill body is produced from 1 mm, fire box and grate handles from 2 mm; grate handles pins from 4 mm cold rolled sheet steel; ash tray (grates) from 5 mm Corten steel. Grate stands (pipes) are produced from stainless steel. Smoke hood is produced from 0,9 mm galvanized steel. Grill and chimney are powder coated with heat resistant black matt paint (RAL 9005), fire box and grates can withstand up to 400°C.

1540

FLBBQ

Flame BBQ



Grill with a table fitted around and extendable chimney (2 grates and grill table's safety fence incl.):

Grill body diagonal – 540 mm

Height from the ground to the table top – 614 mm

Table: side tables from 3-layer panel, thickness 19 mm, width 220 mm - surface natural, not coated;

Table diagonal – 1060 mm

Fire box diagonal – 540 mm

Smoke hood diameter – 900 mm

Smoke pipes length – 900 and 1500 mm

Smoke pipe diameter – 300 mm and 310 mm (2 parts)

Rain collar and rain cap

Large grate (350 mm) designed for grilling vegetables, meat and fish with wooden handle coated with varnish

Small grate (200 mm) for coffee pot with wooden handle coated with varnish

Hook for the pot

Removable BBQ rack, cooking grates and bend are produced from stainless steel. The grill is painted with Tikkurilas' heat resistant TEMAL 400. The paint used Temal 400 bears dry heat up to 400°C degrees centigrade. The grill body and stand is black and the pot grate, hook, grill grate holder and fire guards are grey.

1860

FLBBQL

Flame BBQ
Large



Grill with a table fitted around and extendable chimney (2 grates and grill table's safety fence incl.):

Grill body diagonal – 770 mm

Height from the ground to the table top – 620 mm

Table: side tables from 3-layer panel, thickness 19 mm, width 220 mm - surface natural, not coated;

Table diagonal – 1400 mm

Fire box diagonal – 880 mm

Smoke hood diameter – 1200 mm

Smoke pipes length – 900 mm and 1500 mm

Smoke pipe diameter – 300 mm and 310 mm (2 parts)

Rain collar and rain cap

Large grate (450 mm) designed for grilling vegetables, meat and fish with wooden handle coated with varnish

Small grate (200 mm) for coffee pot with wooden handle coated with varnish

Hook for the pot

Removable BBQ rack, cooking grates and bend are produced from stainless steel. The grill is painted with Tikkurilas' heat resistant TEMAL 400. The paint used Temal 400 bears dry heat up to 400°C degrees centigrade. The grill body and stand is black and the pot grate, hook, grill grate holder and fire guards are grey.





2480







GRILL CABIN & PAVILION ACCESSORIES



GRILL&PAVILION
ACCESSORIES

GRILL CABIN & PAVILION ACCESSORIES

PRODUCT CODE	PRODUCT NAME	PRODUCT IMAGE	SPECIFICATION	PRICE in EUR, EXW, EXCL. VAT
PF601	Grill table's safety fence for Standard 6-corner BBQ		<i>Cold rolled steel fence provides Standard 6-corner BBQ table protection from fire sparks</i>	120
PF801	Grill table's safety fence for Standard 8-corner BBQ		<i>Cold rolled steel fence provides Standard 8-corner BBQ table protection from fire sparks</i>	140
FH01	Fire-wood holder		<i>Firewood holder, made from steel - covered with powder coating, fits to all BBQ Set types</i>	140
BC601	BBQ table-cover		<i>BBQ cover - table, is produced from pinewood to fit different BBQ Set types</i>	50



SH01	Shelf		<i>Shelf, produced from pinewood, is for keeping things organized</i>	40
DG01	Drawer		<i>Drawers, produced from pinewood, should be installed under the benches. They fit to all grill cabins and pavilions (except grill cabin 4,5 nr 2 and pavilion 10 m2)</i>	110
FP01	Flower pot		<i>Flower pot, produced from pinewood, should be installed under the windows. They fit to all grill cabins and pavilions (except pavilion 10 nr 2)</i>	70
RS01	Reindeer hides		<i>Natural reindeer hides to create warm and cozy atmosphere. The country of origin - Finland</i>	100
DS01	Stainless steel door sill		<i>Stainless steel door sill for longer service life, can be installed in all grill cabin models and pavilions</i>	40
DA01	Deer antlers		<i>Deer head with antler for wall decoration for lodge and cabin. Size: 30 cm x 15 cm. Gross weight about 300 g.</i>	40




SAUNA CABINS



SAUNA
CABINS

SAUNA CABINS

PRODUCT CODE	PRODUCT NAME	PRODUCT IMAGE	STANDARD SET	SPECIFICATION	PRICE in EUR, EXW, EXCL. VAT
SC4001	Sauna Cabin 4,0 m ²		<p><i>Straight walls</i> <i>Roof covered with bitumen shingles</i> <i>Door with wooden handle</i> <i>Wooden front door with tempered double glazed window, wooden handle and the lock</i> <i>Inside benches</i> <i>Heat-resistant plates for the heater/stove</i> <i>Double glazed hexagon window</i></p>	<p>Inside area: 4,0 m² Size: 2-3 people Timber: Pinewood Height: 2568 mm Sidewall height: 1436 mm Wall thickness: 45 mm Floor thickness: 18 mm Roof: 18 mm pine panelling from outside and 14 mm inside alder/linden panelling with 50 mm stone wool insulation between, covered with bitumen shingles Door size: 780 x 1760 mm</p>	3760
SC4501	Sauna Cabin 4,5 m ²		<p><i>Floor panels</i> <i>Straight walls</i> <i>Insulated roof covered with bitumen shingles</i> <i>1 Double glazed hexagon window</i> <i>Door with the double glazed hexagon window, wooden handle and the lock</i> <i>Inside benches</i> <i>Heat-resistant plates for the heater/stove</i></p>	<p>Inside area: 4,5 m² Size: 2-5 people Timber: Pinewood Height: 2832 mm Sidewall height: 1460 mm Wall thickness: 45 mm Floor thickness: 18 mm Roof: 18 mm pine panelling from outside and 14 mm inside alder/linden panelling with 50 mm stone wool insulation between, covered with bitumen shingles Window size: 512 x 442 mm Door size: 780 x 1760 mm</p>	5640

SC7001	Sauna Cabin 7,0 m ²		<p><i>Floor panels</i> <i>Straight walls</i> <i>Insulated roof covered with bitumen shingles</i> <i>2 Double glazed hexagon windows</i> <i>Door with the double glazed hexagon window, wooden handle and the lock</i> <i>Inside benches</i> <i>Safety fence for heater/stove</i> <i>Heat-resistant plates for the heater/stove</i></p>	<p>Inside area: 7,0 m² Size: 8-10 people Timber: Pinewood Height: 3280 mm Sidewall height: 1460 mm Wall thickness: 45 mm Floor thickness: 18 mm Roof: 18 mm pine panelling from outside and 14 mm inside alder/linden panelling with 50 mm stone wool insulation between, covered with bitumen shingles Window size: 512 x 442 mm Door size: 780 x 1760 mm</p>	5720
SC9201	Sauna Cabin 9,2 m ²		<p><i>Floor panels</i> <i>Straight walls</i> <i>Insulated roof covered with bitumen shingles</i> <i>2 Double glazed hexagon windows</i> <i>Door with the double glazed hexagon window, wooden handle and the lock</i> <i>Inside benches</i> <i>Safety fence for heater/stove</i> <i>Heat-resistant plates for the heater/stove</i></p>	<p>Inside area: 9,2 m² Size: 10-12 people Timber: Pinewood Height: 3160 mm Sidewall height: 1460 mm Wall thickness: 45 mm Floor thickness: 18 mm Roof: 18 mm pine panelling from outside and 14 mm inside alder/linden panelling with 50 mm stone wool insulation between, covered with bitumen shingles Window size: 512 x 442 mm Door size: 780 x 1760 mm</p>	8240
SC9202	Sauna Cabin 9,2 m ² with Changing Room		<p><i>2 rooms: sauna & changing room inside</i> <i>Floor panels</i> <i>Straight walls</i> <i>Insulated roof panels in sauna room</i> <i>Roof covered with bitumen shingles</i> <i>2 Double glazed hexagon windows</i> <i>Door with double glazed hexagon window, wooden handle and the lock</i> <i>Inside tempered tinted glass door separating sauna and changing room</i> <i>Long bench in the changing room</i> <i>Sauna room with inside benches, heat-resistant plates and safety fence for the heater/stove</i></p>	<p>Inside area: 9,2 m² Size: 5-7 people Timber: Pinewood Height: 3160 mm Sidewall height: 1460 mm Wall thickness: 45 mm Floor thickness: 18 mm Changing room roof: 18 mm; Finnish bitumen shingles Sauna room roof: 18 mm pine panelling from outside and 14 mm inside alder/linden panelling with 50 mm stone wool insulation between, covered with bitumen shingles Window size: 512 x 442 mm Door size: 780 x 1760 mm</p>	9880

SC9203

Grill Cabin
9,2 m² with
Sauna in 2,5
m Extension



2 rooms: BBQ & sauna room inside
Floor panels, straight walls, roof covered with bitumen shingles
Insulated roof panels in sauna room
Extendable chimney
2 grill cabin double glazed windows (1 opening) in BBQ room
Door with double glazed hexagon window, wooden handle and the lock
Central standard BBQ
Table fitted around the BBQ
4 Benches (2 extendable for sleeping) in BBQ room
Cushions for the BBQ benches
Inside tempered tinted glass door separating BBQ and sauna room
Sauna room with 1 hexagon window, inside benches and heat resistant plates for the heater/stove

Inside area: 9,2 m² + 4,79 m²
Size: 9-12 people
Timber: Pinewood
Height: 3160 mm
Sidewall height: 1460 mm
Wall thickness: 45 mm
Floor thickness: 18 mm
BBQ room roof: 18 mm; Finnish bitumen shingles
Sauna room roof: 18 mm pine panelling from outside and 14 mm inside alder/linden panelling with 50 mm stone wool insulation between, covered with bitumen shingles
Grill cabin window size: 880 x 510 mm
Sauna window size: 512 x 442 mm
Door size: 780 x 1760 mm

10200

SC1601

Grill-Sauna
Cabin 16,5
m²



2 rooms: BBQ & sauna room inside
Floor panels, straight walls, roof covered with bitumen shingles
Insulated roof panels in sauna room
Extendable chimney
2 Grill cabin double glazed windows (1 opening) in BBQ room
Door with double glazed hexagon window, wooden handle and the lock
Standard BBQ
Table fitted around the BBQ
BBQ room benches with the seat cushions
Inside tempered tinted glass door separating BBQ and sauna room
Sauna room with inside benches, heat-resistant plates and safety fence for the heater/stove

Inside area: 16,5 m²
Size: 10-15 people
Timber: Pinewood
Height: 3810 mm
Sidewall height: 1200 mm
Wall thickness: 45 mm
Floor thickness: 18 mm
BBQ room roof: 18 mm; Finnish bitumen shingles
Sauna room roof: 18 mm pine panelling from outside and 14 mm inside alder/linden panelling with 50 mm stone wool insulation between, covered with bitumen shingles
Grill Cabin window size: 880 x 510 mm
Door size: 780 x 1760 mm

12340

SC1603

Grill Cabin
16,5 m² with
Sauna in 2,5
m Extension



2 rooms: BBQ & sauna room inside
Floor panels, straight walls, roof covered with bitumen shingles
Insulated roof panels in sauna room
Extendable chimney
4 Grill cabin double glazed windows (2 opening) in BBQ room
Door with double glazed hexagon window, wooden handle and the lock
Central standard BBQ
Table fitted around the BBQ
6 Benches (2 extendable for sleeping) in BBQ room
Cushions for the BBQ benches
Inside tempered tinted glass door separating BBQ and sauna room
Sauna room with 1 hexagon window, inside benches, heat-resistant plates for the heater/stove

Inside area: 16,5 m² + 4,67 m²
Size: 12-18 people
Timber: Pinewood
Height: 3810 mm
Sidewall height: 1460 mm
Wall thickness: 45 mm
Floor thickness: 18 mm
BBQ room roof: 18 mm; Finnish bitumen shingles
Sauna room roof: 18 mm pine panelling from outside and 14 mm inside alder/linden panelling with 50 mm stone wool insulation between, covered with bitumen shingles
Grill cabin window size: 880 x 510 mm
Sauna window size: 512 x 442 mm
Door size: 780 x 1760 mm

12600

SC1602

Exclusive
Grill-Sauna
Cabin 16,5
m²



2 rooms: BBQ & sauna room inside
Floor panels, sloping walls, roof covered with bitumen shingles
Insulated roof panels in sauna room
Extendable chimney
2 Grill cabin double glazed windows (1 opening) in BBQ room
Door with double glazed hexagon window, wooden handle and the lock
Luxury BBQ
Table fitted around the BBQ
BBQ room benches with the seat cushions
Inside tempered tinted glass door separating BBQ and sauna room
Sauna room with inside benches, heat-resistant plates and safety fence for the heater/stove

Inside area: 16,5 m²
Size: 15-21 people
Timber: Pinewood
Height: 3830 mm
Sidewall height: 1200 mm
Wall thickness: 45 mm
Floor thickness: 28 mm
Floor frame from impregnated pine beams: 70 x 45 mm
BBQ room roof: 18 mm; Finnish bitumen shingles
Sauna room roof: 18 mm pine panelling from outside and 14 mm inside alder/linden panelling with 50 mm stone wool insulation between, covered with bitumen shingles
Grill Cabin window size: 880 x 510 mm
Door size: 780 x 1760 mm

14200

Note:


Heater/wood burning stove is not included into the standard set of a sauna cabin and needs to be ordered additionally





SAUNA BARRELS



SAUNA
BARRELS




PINEWOOD



PRODUCT CODE	PRODUCT NAME	PRODUCT IMAGE	STANDARD SET	SPECIFICATION	PRICE in EUR, EXW, EXCL. VAT
SP1719001	Sauna barrel 1,7 m/Ø 1,97 m		<p>Wooden barrel Stainless steel tightening bands Roof covered with bitumen shingles Wooden front door with tempered double glazed window, wooden handle and the lock Heat-resistant plates for the heater 2 benches made from Aspen or Black Alder</p>	<p>People: 2-4 Timber: Pinewood Wall thickness: 46 mm Height: 2080 mm Roof: Bitumen shingles Door: Multi-layer glued pinewood; 700 x 1600 mm Window in the door: Tempered double glazed; 295 x 580 mm</p>	2900

SP2419001	Sauna barrel 2,4 m/Ø 1,97 m		Stainless steel tightening bands Terrace of 0,6 m (possible without terrace) Roof covered with bitumen shingles Wooden front door with tempered double glazed window, wooden handle and the lock 2 Tempered double glazed windows in the front or in the back side of the barrel	People: 4-6 Timber: Pinewood Wall thickness: 46 mm Height: 2080 mm (Ø 1,97 m), 2380 mm (Ø 2,27 m) Roof: Bitumen shingles Terrace: 0,6 m Door: Multi-layer glued pinewood; 700 x 1600 mm (Ø 1,97 m), 700 x 1800 mm (Ø 2,27 m) Window in the door: Tempered double glazed; 295 x 580 mm Windows (2 units): Tempered double glazed; 295 x 580 mm	4200
SP2422001	Sauna barrel 2,4 m/Ø 2,27 m		Heat-resistant plates for the heater 2 side benches made from Aspen or Black Alder in sauna room		4500
SP3019001	Sauna barrel 3,0 m/Ø 1,97 m				
SP3022001	Sauna barrel 3,0 m/Ø 2,27 m				4560
SP3519001	Sauna barrel 3,5 m/Ø 1,97 m with changing room		Stainless steel tightening bands Terrace of 0,6 m (possible without terrace) Roof covered with the shingles Wooden front door with tempered double glazed window, wooden handle and the lock 2 Tempered double glazed windows in the front or in the back side of the barrel	People: 6-8 Timber: Pinewood Wall thickness: 46 mm Height: 2080 mm (Ø 1,97 m), 2380 mm (Ø 2,27 m) Roof: Bitumen shingles Terrace: 0,6 m Changing room: 1,0 m Outside door: Multi-layer glued pinewood; 700 x 1600 mm (Ø 1,97 m), 700 x 1800 mm (Ø 2,27 m) Window in the door: Tempered double glazed; 295 x 580 mm Changing room door: Tempered tinted glass door; 620 x 1550 mm (Ø 1,97 m), 620 x 1750 mm (Ø 2,27 m) Windows (2 units): Tempered double glazed; 295 x 580 mm	6260
SP3522001	Sauna barrel 3,5 m/Ø 2,27 m with changing room		Changing room of 1,0 m with a tempered tinted glass door (possible without ch. room) Heat-resistant plates 2 side benches made from Aspen or Black Alder in sauna room 2 side benches made from Pine-wood in changing room		6380
SP4019001	Sauna barrel 4,0 m/Ø 1,97 m with changing room				
SP4022001	Sauna barrel 4,0 m/Ø 2,27 m with changing room				6500
					6700

SP4519001	Sauna barrel 4,5 m/Ø 1,97 m with changing room		<p>Wooden barrel Stainless steel tightening bands Terrace of 0,6 m (possible without terrace) Roof covered with the shingles Wooden front door with tempered double glazed window, wooden handle and the lock</p>	<p>People: 6-8 Timber: Pinewood Wall thickness: 46 mm Height: 2080 mm (Ø 1,97 m), 2380 mm (Ø 2,27 m) Roof: Bitumen shingles Terrace: 0,6 m Changing room: 1,5 m Outside door: Multi-layer glued pinewood;</p>	6760
SP4522001	Sauna barrel 4,5 m/Ø 2,27 m with changing room		<p>2 Tempered double glazed windows in the front or in the back side of the barrel Changing room of 1,5 m with a tempered tinted glass door (possible without ch. room) Heat-resistant plates for the heater 2 side benches made from Aspen or Black Alder in sauna room</p>	<p>700 x 1600 mm (Ø 1,97 m), 700 x 1800 mm (Ø 2,27 m) Window in the door: Tempered double glazed; 295 x 580 mm Changing room door: Tempered tinted glass door; 620 x 1550 mm (Ø 1,97 m), 620 x 1750 mm (Ø 2,27 m) Windows (2 units): Tempered double glazed; 295 x 580 mm</p>	6760
SP4819001	Sauna barrel 4,8 m/Ø 1,97 m with changing room				6800
SP4822001	Sauna barrel 4,8 m/Ø 2,27 m with changing room		<p>2 side benches made from Pine-wood in changing room</p>		6800
SP5919001	Sauna barrel 5,9 m/Ø 1,97 m with changing room				8200
SP5922001	Sauna barrel 5,9 m/Ø 2,27 m with changing room				8460


THERMO-WOOD

PRODUCT CODE	PRODUCT NAME	PRODUCT IMAGE	STANDARD SET	SPECIFICATION	PRICE in EUR, EXW, EXCL. VAT
ST1719001	Sauna barrel 1,7 m/Ø 1,97 m		<p>Wooden barrel Stainless steel tightening bands Roof covered with bitumen shingles Wooden front door with tempered double glazed window, wooden handle and the lock Heat-resistant plates for the heater 2 benches made from Aspen or Black Alder</p>	<p>People: 2-4 Timber: Thermo-wood Wall thickness: 46 mm Height: 2080 mm Roof: Bitumen shingles Door: Multi-layer glued pinewood; 700 x 1600 mm Window in the door: Tempered double glazed; 295 x 580 mm</p>	3800
ST2419001	Sauna barrel 2,4 m/Ø 1,97 m		<p>Wooden barrel Stainless steel tightening bands Terrace of 0,6 m (possible without terrace) Roof covered with bitumen shingles Wooden front door with tempered double glazed window, wooden handle and the lock</p>	<p>People: 4-6 Timber: Thermo-wood Wall thickness: 46 mm Height: 2080 mm (Ø 1,97 m), 2380 mm (Ø 2,27 m) Roof: Bitumen shingles Terrace: 0,6 m Door: Multi-layer glued pinewood; 700 x 1600 mm (Ø 1,97 m), 700 x 1800 mm (Ø 2,27 m) Window in the door: Tempered double glazed; 295 x 580 mm</p>	5300
ST2422001	Sauna barrel 2,4 m/Ø 2,27 m		<p>2 Tempered double glazed windows in the front or in the back side of the barrel Heat-resistant plates for the heater 2 side benches made from Aspen or Black Alder</p>	<p>Windows (2 units): Tempered double glazed; 295 x 580 mm</p>	5840
ST3019001	Sauna barrel 3,0 m/Ø 1,97 m				5900
ST3022001	Sauna barrel 3,0 m/Ø 2,27 m				6460

ST3519001	Sauna barrel 3,5 m/Ø 1,97 m with changing room		<p>Wooden barrel Stainless steel tightening bands Terrace of 0,6 m (possible without terrace) Roof covered with the shingles Wooden front door with tempered double glazed window, wooden handle and the lock</p>	<p>People: 6-8 Timber: Thermo-wood Wall thickness: 46 mm Height: 2080 mm (Ø 1,97 m), 2380 mm (Ø 2,27 m)</p>	8800
ST3522001	Sauna barrel 3,5 m/Ø 2,27 m with changing room		<p>2 Tempered double glazed windows in the front or in the back side of the barrel</p>	<p>Roof: Bitumen shingles Terrace: 0,6 m Changing room: 1,0 m Outside door: Multi-layer glued pinewood; 700 x 1600 mm (Ø 1,97 m), 700 x 1800 mm (Ø 2,27 m)</p>	8900
ST4019001	Sauna barrel 4,0 m/Ø 1,97 m with changing room		<p>Changing room of 1,0 m with a tempered tinted glass door (possible without ch. room) Heat-resistant plates for the heater 2 side benches made from Aspen or Black Alder in sauna room</p>	<p>Window in the door: Tempered double glazed; 295 x 580 mm Changing room door: Tempered tinted glass door; 620 x 1550 mm (Ø 1,97 m), 620 x 1750 mm (Ø 2,27 m)</p>	8960
ST4022001	Sauna barrel 4,0 m/Ø 2,27 m with changing room		<p>2 side benches made from Pine-wood in changing room</p>	<p>Windows (2 units): Tempered double glazed; 295 x 580 mm</p>	9040

ST4519001	Sauna barrel 4,5 m/Ø 1,97 m with changing room		<p><i>Wooden barrel</i></p> <p><i>Stainless steel tightening bands</i></p> <p><i>Terrace of 0,6 m (possible without terrace)</i></p> <p><i>Roof covered with the shingles</i></p> <p><i>Wooden front door with tempered double glazed window, wooden handle and the lock</i></p> <p><i>2 Tempered double glazed windows in the front or in the back side of the barrel</i></p>	<p>People: 6-8</p> <p>Timber: Thermo-wood</p> <p>Wall thickness: 46 mm</p> <p>Height: 2080 mm (Ø 1,97 m), 2380 mm (Ø 2,27 m)</p> <p>Roof: Bitumen shingles</p> <p>Terrace: 0,6 m</p> <p>Changing room: 1,5 m</p> <p>Outside door: Multi-layer glued pinewood; 700 x 1600 mm (Ø 1,97 m), 700 x 1800 mm (Ø 2,27 m)</p>	9080
ST4522001	Sauna barrel 4,5 m/Ø 2,27 m with changing room		<p><i>Changing room of 1,5 m with a tempered tinted glass door (possible without ch. room)</i></p> <p><i>Heat-resistant plates for the heater</i></p> <p><i>2 side benches made from Aspen or Black Alder in sauna room</i></p> <p><i>2 side benches made from Pine-wood in changing room</i></p>	<p>Window in the door: Tempered double glazed; 295 x 580 mm</p> <p>Changing room door: Tempered tinted glass door; 620 x 1550 mm (Ø 1,97 m), 620 x 1750 mm (Ø 2,27 m)</p> <p>Windows (2 units): Tempered double glazed; 295 x 580 mm</p>	9120
ST4819001	Sauna barrel 4,8 m/Ø 1,97 m with changing room		<p><i>Wooden barrel</i></p> <p><i>Stainless steel tightening bands</i></p> <p><i>Terrace of 0,6 m (possible without terrace)</i></p> <p><i>Roof covered with the shingles</i></p> <p><i>Wooden front door with tempered double glazed window, wooden handle and the lock</i></p> <p><i>2 Tempered double glazed windows in the front or in the back side of the barrel</i></p>	<p>People: 6-8</p> <p>Timber: Thermo-wood</p> <p>Wall thickness: 46 mm</p> <p>Height: 2080 mm (Ø 1,97 m), 2380 mm (Ø 2,27 m)</p> <p>Roof: Bitumen shingles</p> <p>Terrace: 0,6 m</p> <p>Changing room: 1,5 m</p> <p>Outside door: Multi-layer glued pinewood; 700 x 1600 mm (Ø 1,97 m), 700 x 1800 mm (Ø 2,27 m)</p>	9120
ST4822001	Sauna barrel 4,8 m/Ø 2,27 m with changing room		<p><i>Changing room of 1,5 m with a tempered tinted glass door (possible without ch. room)</i></p> <p><i>Heat-resistant plates for the heater</i></p> <p><i>2 side benches made from Aspen or Black Alder in sauna room</i></p> <p><i>2 side benches made from Pine-wood in changing room</i></p>	<p>Window in the door: Tempered double glazed; 295 x 580 mm</p> <p>Changing room door: Tempered tinted glass door; 620 x 1550 mm (Ø 1,97 m), 620 x 1750 mm (Ø 2,27 m)</p> <p>Windows (2 units): Tempered double glazed; 295 x 580 mm</p>	9120

SAUNA BARREL WITH SIDE ENTRANCE





PRODUCT CODE	PRODUCT NAME	PRODUCT IMAGE	STANDARD SET	SPECIFICATION	PRICE in EUR, EXW, EXCL. VAT
SPSE482201	Sauna barrel 4,8 m/Ø 2,27 m with changing room (Pine-wood)		<p>Wooden barrel</p> <p>Stainless steel tightening bands</p> <p>Roof covered with the bitumen shingles</p>	<p>People: 6-8</p> <p>Timber: Pinewood or Thermo-wood</p> <p>Wall thickness: 46 mm</p> <p>Floor thickness: 18 mm</p> <p>Height: 2380 mm</p>	9720
SPSE592201	Sauna barrel 5,9 m/Ø 2,27 m with changing room (Pine-wood)		<p>Wooden side door with the double glazed hexagon window, metal handle and the lock</p> <p>2 tempered double glazed windows in the sauna room</p> <p>2 side benches made from Aspen or Black Alder in Sauna room</p> <p>Heat-resistant plates for the heater</p>	<p>Roof: Bitumen shingles</p> <p>Outside Side Door: Multi-layer glued pinewood, 780 x 1500 mm</p> <p>Changing room door: Tempered tinted glass door; 620 x 1750 mm</p> <p>Sauna windows: Tempered, double glazed, 295 x 580 mm</p> <p>Window in the changing room: opening double glazed; 1020 x 1060 mm</p>	9060
STSE482201	Sauna barrel 4,8 m/Ø 2,27 m with changing room (Thermo-wood)		<p>Tempered tinted glass door separating sauna and changing room</p> <p>Double glazed opening pavilion window in the changing room</p> <p>2 side benches made from Pine-wood in changing room</p>		7560

Note:


Heater/wood burning stove is not included into the standard set of a sauna barrel and needs to be ordered additionally
 Sauna barrels can be delivered assembled or KIT (flat-pack)

SAUNA BARREL'S UPGRADES


TEMPERED TINTED GLASS

PRODUCT CODE	PRODUCT NAME	PRODUCT IMAGE	SPECIFICATION	PRICE in EUR, EXW, EXCL. VAT
TGH19001	Tempered glass for the half back of the Barrel Ø 1,97 m		Tempered tinted panoramic glass of 10 mm thickness for the half back of the Barrel Ø 1,97 m to admire the surroundings from the inside. The glass is covered with a 100 micron protective film.	400
TGH22001	Tempered glass for the half back of the Barrel Ø 2,27 m		Tempered tinted panoramic glass of 10 mm thickness for the half back of the Barrel Ø 2,27 m to admire the surroundings from the inside. The glass is covered with a 100 micron protective film.	500
TGE19001	Tempered glass for the entire back of the Barrel Ø 1,97 m		Tempered tinted panoramic glass of 10 mm thickness for the entire back of the Barrel Ø 1,97 m to admire the surroundings from the inside. The glass is covered with a 100 micron protective film. Massive heater safety fence is included into the price.	900
TGE22001	Tempered glass for the entire back of the Barrel Ø 2,27 m		Tempered tinted panoramic glass of 10 mm thickness for the entire back of the Barrel Ø 2,27 m to admire the surroundings from the inside. The glass is covered with a 100 micron protective film. Massive heater safety fence is included into the price.	1100

TEMPERED TINTED GLASS DOOR

PRODUCT CODE	PRODUCT NAME	PRODUCT IMAGE	SPECIFICATION	PRICE in EUR, EXW, EXCL. VAT
TGD19001	Tempered Glass door for the Barrel Ø 1,97 m		<i>Tempered tinted glass door - not lockable (the price provided, is once chosen instead of standard wooden door): 620 x 1550 mm</i>	200
TGD22001	Tempered Glass door for the Barrel Ø 2,27 m		<i>Tempered tinted glass door - not lockable (the price provided, is once chosen instead of standard wooden door): 620 x 1750 mm</i>	200

WOODEN SHINGLES FOR BARRELS

PRODUCT CODE	PRODUCT NAME	PRODUCT IMAGE	SPECIFICATION	PRICE in EUR, EXW, EXCL. VAT
WOOSH001	Wooden shingles for 1,7 and 2,4 m sauna barrels			220
WOOSH002	Wooden shingles for 3,0 and 3,5 m sauna barrels		<i>Wooden Shingles made from Aspen of 4 mm thickness (the price provided, is once chosen instead of bitumen shingles)</i>	330
WOOSH003	Wooden shingles for 4,0, 4,5 and 4,8 m barrels		440	
WOOSH004	Wooden shingles for 5,9 m barrels		550	


SAUNA PODS






SAUNA
PODS


SAUNA PODS

PINEWOOD

PRODUCT CODE	PRODUCT NAME	PRODUCT IMAGE	STANDARD SET	SPECIFICATION	PRICE in EUR, EXW, EXCL. VAT
SPP302401	Sauna Pod 2,4 m x 3,0 m		<p>Walls covered with the bitumen shingles French style double glass door with the standard handle and the lock Floor made from 28 mm pinewood boards Changing room with a tempered tinted glass door (possible without ch. room) 2 tempered double glazed windows in the sauna room 2 benches inside the sauna and changing room 2 portable benches for the feet rest Heat-resistant plates for heater/stove Wooden decoration boards</p>	<p>People: 2-4 Timber: Pinewood Inside area: 5,1 m² (3,0 m) and 7,4 m² (3,5) Height: 2,6 m Wall thickness: 46 mm Floor thickness: 28 mm Roof: Bitumen shingles Door size: 1030 x 1900 mm Windows (2 units): Tempered double glazed, 295 x 580 mm Changing room: 1,0 m</p>	6520
SPP352401	Sauna Pod 2,4 m x 3,5 m				6980

SPP402401	Sauna Pod 2,4 m x 4,0 m		<p>Walls covered with the bitumen shingles French style double glass door with the standard handle and the lock Floor made from 28 mm pinewood boards Changing room with a tempered tinted glass door (possible without ch. room) 2 tempered double glazed windows in the sauna room 2 benches inside the sauna and changing room 2 portable benches for the feet rest Heat-resistant plates for heater/stove Wooden decoration boards</p>	<p>People: 4-6 Timber: Pinewood Inside area: 8,6 m² (4,0 m) and 10,4 m² (4,8) Height: 2,6 m Wall thickness: 46 mm Floor thickness: 28 mm Roof: Bitumen shingles Door size: 1030 x 1900 mm Windows (2 units): Tempered double glazed, 295 x 580 mm Changing room: 1,0 m (4,0 m) and 1,5 m (4,8 m)</p>	7280
SPP482401	Sauna Pod 2,4 m x 4,8 m		<p>Walls covered with the bitumen shingles French style double glass door with the standard handle and the lock Floor made from 28 mm pinewood boards Changing room with a tempered tinted glass door (possible without ch. room) 2 tempered double glazed windows in the sauna room 2 benches inside the sauna and changing room 2 portable benches for the feet rest Heat-resistant plates for heater/stove Wooden decoration boards</p>	<p>People: 6-8 Timber: Pinewood Inside area: 12,8 m² Height: 2,6 m Wall thickness: 46 mm Floor thickness: 28 mm Roof: Bitumen shingles Door size: 1030 x 1900 mm Windows (2 units): Tempered double glazed, 295 x 580 mm Changing room: 1,5 m</p>	7800
SPP592401	Sauna Pod 2,4 m x 5,9 m		<p>Walls covered with the bitumen shingles French style double glass door with the standard handle and the lock Floor made from 28 mm pinewood boards Changing room with a tempered tinted glass door (possible without ch. room) 2 tempered double glazed windows in the sauna room 2 benches inside the sauna and changing room 2 portable benches for the feet rest Heat-resistant plates for heater/stove Wooden decoration boards</p>	<p>People: 6-8 Timber: Pinewood Inside area: 12,8 m² Height: 2,6 m Wall thickness: 46 mm Floor thickness: 28 mm Roof: Bitumen shingles Door size: 1030 x 1900 mm Windows (2 units): Tempered double glazed, 295 x 580 mm Changing room: 1,5 m</p>	8500

THERMO-WOOD

PRODUCT CODE	PRODUCT NAME	PRODUCT IMAGE	STANDARD SET	SPECIFICATION	PRICE in EUR, EXW, EXCL. VAT
SPT302401	Sauna Pod 2,4 m x 3,0 m		<p>Walls covered with the bitumen shingles French style double glass door with the standard handle and the lock Floor made from 28 mm pinewood boards Changing room with a tempered tinted glass door (possible without ch. room) 2 tempered double glazed windows in the sauna room 2 benches inside the sauna and changing room 2 portable benches for the feet rest Heat-resistant plates for heater/stove Wooden decoration boards</p>	<p>People: 2-4 Timber: Thermo-wood Inside area: 5,1 m² (3,0 m) and 7,4 m² (3,5) Height: 2,6 m Wall thickness: 46 mm Floor thickness: 28 mm Roof: Bitumen shingles Door size: 1030 x 1900 mm Windows (2 units): Tempered double glazed, 295 x 580 mm Changing room: 1,0 m</p>	8060
SPT352401	Sauna Pod 2,4 m x 3,5 m				8960

SPT402401 Sauna Pod 2,4 m x 4,0 m



*Walls covered with the bitumen shingles
French style double glass door with the
standard handle and the lock
Floor made from 28 mm pinewood
boards*

*Changing room with a tempered tinted
glass door (possible without ch. room)
2 tempered double glazed windows in
the sauna room
2 benches inside the sauna and
changing room
2 portable benches for the feet rest
Heat-resistant plates for heater/stove
Wooden decoration boards*

People: 4-6
Timber: Thermo-wood
Inside area: 8,6 m² (4,0 m) and 10,4 m² (4,8)
Height: 2,6 m
Wall thickness: 46 mm
Floor thickness: 28 mm
Roof: Bitumen shingles
Door size: 1030 x 1900 mm
Windows (2 units): Tempered double glazed,
295 x 580 mm
Changing room: 1,0 m (4,0 m) and 1,5 m (4,8
m)

9200

SPT482401 Sauna Pod 2,4 m x 4,8 m

10140

Note:

Heater/wood burning stove is not included into the standard set of a sauna pod and needs to be ordered additionally
Sauna pods can be delivered assembled or KIT (flat-pack)


SAUNA BUSES





SAUNA
BUSES



SAUNA BUSES

PINEWOOD

PRODUCT CODE	PRODUCT NAME	PRODUCT IMAGE	STANDARD SET	SPECIFICATION	PRICE in EUR, EXW, EXCL. VAT
SB302401	Sauna Bus 2,3 m x 3,0 m		<p>Wooden bus walls Stainless steel tightening bands Roof covered with the bitumen shingles Floor from 28 mm pinewood boards Wooden door with the double glazed window, wooden handle and the lock 2 tempered double glazed windows in the back wall of the bus (sauna) Tempered tinted glass door separating sauna and changing room 2 benches (angle or straight) inside the sauna made from Aspen or Black Alder 2 portable benches for the feet rest (in sauna with angle benches) Heat-resistant plates for heater/stove</p>	<p>People: 2-4 Room: 2 Timber: Pinewood Inside area: 5,5 m² Height: 2,6 m Wall thickness: 46 mm Floor thickness: 28 mm Roof: Bitumen shingles Doors: Outside wooden door: 700 x 1800 mm; Sauna glass door: 620 x 1750 mm Sauna windows (2 units): 295 x 580 mm</p>	6500

SB352401	Sauna Bus 2,3 m x 3,5 m		<p>Wooden bus walls Stainless steel tightening bands Roof covered with the bitumen shingles Floor from 28 mm pinewood boards Wooden side door with the double glazed window, wooden handle and the lock Double glazed opening pavilion window in the back side of the bus (rest room) 2 tempered double glazed windows in the front of the bus (sauna room) Tempered tinted glass door separating sauna and rest room 2 benches (angle or straight) inside the sauna room made from Aspen or Black Alder 2 portable benches for the feet rest (in sauna with angle benches) Heat-resistant plates for heater/stove</p>	<p>People: 4-6 Room: 2 Timber: Pinewood Inside area: 6,32 m² (3,5 m) and 7,32 m² (4,0 m) Height: 2,6 m Wall thickness: 46 mm Floor thickness: 28 mm Roof: Bitumen shingles Doors: Outside wooden door: 700 x 1800 mm; Sauna glass door: 620 x 1750 mm Windows: Pavilion: 1020 x 1060 mm; Sauna windows (2 units): 295 x 580 mm</p>	6980
SB402401	Sauna Bus 2,3 m x 4,0 m				7280
SB482401	Sauna Bus 2,3 m x 4,8 m				7800
SB592401	Sauna Bus 2,3 m x 5,9 m		<p>Wooden bus walls Stainless steel tightening bands Roof covered with the bitumen shingles Floor from 28 mm pinewood boards Wooden side door with double glazed window, wooden handle and the lock Double glazed opening pavilion window in the back side of the bus (rest room) 2 tempered double glazed windows in the front of the bus (sauna room) Tempered tinted glass door separating sauna and rest room 2 benches (angle or straight) inside the sauna room made from Aspen or Black Alder 2 portable benches for the feet rest (in sauna with angle benches) Heat-resistant plates for heater/stove</p>	<p>People: 6-10 Room: 2 Timber: Pinewood Inside area: 8,83 m² (4,8 m) and 11,03 m² (5,9 m) Height: 2,6 m Wall thickness: 46 mm Floor thickness: 28 mm Roof: Bitumen shingles Door: Outside wooden door: 700 x 1800 mm; Sauna glass door: 620 x 1750 mm Window: Pavilion: 1020 x 1060 mm; Sauna windows (2 units): 295 x 580 mm</p>	9120

THERMO-WOOD

PRODUCT CODE	PRODUCT NAME	PRODUCT IMAGE	STANDARD SET	SPECIFICATION	PRICE in EUR, EXW, EXCL. VAT
SBT302401	Sauna Bus 2,3 m x 3,0 m		<p>Wooden bus walls Stainless steel tightening bands Roof covered with the bitumen shingles Floor from 28 mm pinewood boards Wooden door with the double glazed window, wooden handle and the lock 2 tempered double glazed windows in the back wall of the bus (sauna) Tempered tinted glass door separating sauna and changing room 2 benches (angle or straight) inside the sauna made from Aspen or Black Alder 2 portable benches for the feet rest (in sauna with angle benches) Heat-resistant plates for heater/stove</p>	<p>People: 2-4 Room: 2 Timber: Thermo-wood Inside area: 5,5 m² Height: 2,6 m Wall thickness: 46 mm Floor thickness: 28 mm Roof: Bitumen shingles Doors: Outside wooden door: 700 x 1800 mm; Sauna glass door: 620 x 1750 mm Sauna windows (2 units): 295 x 580 mm</p>	8060
SBT352401	Sauna Bus 2,3 m x 3,5 m		<p>Wooden bus walls Stainless steel tightening bands Roof covered with the bitumen shingles Floor from 28 mm pinewood boards Wooden side door with the double glazed window, wooden handle and the lock Double glazed opening pavilion window in the back side of the bus (rest room) 2 tempered double glazed windows in the front of the bus (sauna room) Tempered tinted glass door separating sauna and rest room 2 benches (angle or straight) inside the sauna room made from Aspen or Black Alder 2 portable benches for the feet rest (in sauna with angle benches) Heat-resistant plates for heater/stove</p>	<p>People: 4-6 Room: 2 Timber: Thermo-wood Inside area: 6,32 m² (3,5 m) and 7,32 m² (4,0 m) Height: 2,6 m Wall thickness: 46 mm Floor thickness: 28 mm Roof: Bitumen shingles Doors: Outside wooden door: 700 x 1800 mm; Sauna glass door: 620 x 1750 mm Windows: Pavilion: 1020 x 1060 mm; Sauna windows (2 units): 295 x 580 mm</p>	8960
SBT402401	Sauna Bus 2,3 m x 4,0 m		<p>Wooden bus walls Stainless steel tightening bands Roof covered with the bitumen shingles Floor from 28 mm pinewood boards Wooden side door with the double glazed window, wooden handle and the lock Double glazed opening pavilion window in the back side of the bus (rest room) 2 tempered double glazed windows in the front of the bus (sauna room) Tempered tinted glass door separating sauna and rest room 2 benches (angle or straight) inside the sauna room made from Aspen or Black Alder 2 portable benches for the feet rest (in sauna with angle benches) Heat-resistant plates for heater/stove</p>	<p>People: 4-6 Room: 2 Timber: Thermo-wood Inside area: 6,32 m² (3,5 m) and 7,32 m² (4,0 m) Height: 2,6 m Wall thickness: 46 mm Floor thickness: 28 mm Roof: Bitumen shingles Doors: Outside wooden door: 700 x 1800 mm; Sauna glass door: 620 x 1750 mm Windows: Pavilion: 1020 x 1060 mm; Sauna windows (2 units): 295 x 580 mm</p>	9200

SBT482401 Sauna Bus 2,3
m x 4,8 m



*Wooden bus walls
Stainless steel tightening bands
Roof covered with the bitumen shingles
Floor from 28 mm pinewood boards
Wooden side door with double glazed window, wooden handle and the lock
Double glazed opening pavilion window in the back side of the bus (rest room)
2 tempered double glazed windows in the front of the bus (sauna room)
Tempered tinted glass door separating sauna and rest room
2 benches (angle or straight) inside the sauna room made from Aspen or Black Alder
2 portable benches for the feet rest (in sauna with angle benches)
Heat-resistant plates for heater/stove*

People: 6-10
Room: 2
Timber: Thermo-wood
Inside area: 8,83 m² (4,8 m)
Height: 2,6 m
Wall thickness: 46 mm
Floor thickness: 28 mm
Roof: Bitumen shingles
Doors: Outside wooden door: 700 x 1800 mm; Sauna glass door: 620 x 1750 mm
Windows: Pavilion: 1020 x 1060 mm; Sauna windows (2 units): 295 x 580 mm

10140

Note:


Heater/wood burning stove is not included into the standard set of a sauna bus and needs to be ordered additionally
Changing room is empty, furniture needs to be ordered additionally
Sauna buses can be delivered assembled or KIT (flat-pack)

SAUNA HEATERS & WOOD BURNING STOVES



SAUNA
HEATERS

ELECTRIC HEATERS

PRODUCT CODE	PRODUCT NAME	PRODUCT IMAGE	SPECIFICATION	PRICE in EUR, EXW, EXCL. VAT
KIP6	Electric heater Harvia Trendi KIP60, 6kW 400V 3N		<i>The KIP is a traditional wall-mounted heater with a built-in control panel. The large stone space provides optimal heat release. The recommended size of the sauna room is 8–14 m³. Stones, heat resistant plates, three-phase wall mounted plug with outside socket and wires are included in the set.</i>	580
KIP8	Electric heater Harvia Trendi KIP80, 8kW 400V 3N			620
KIP9	Electric heater Harvia Trendi KIP90, 9kW 400V 3N			720
CLU2	Electric heater Harvia Club, 11kW 400V 3N		<i>The floor-mounted Club electric heaters are of the world-famous Harvia quality. They are completely made of stainless steel and provide the power and durability required for heavy-duty use. The Club heaters are controlled by a separate control unit Harvia Xenio CX170. The recommended size of the sauna room is 11–20 m³. Stones, heat resistant plates, three-phase wall mounted plug with outside socket and wires are included in the set. If chosen with control unit installation, please add 100 EUR. Also it can be with Harvia Xenio WiFi - control units with a touch control panel.</i>	2060
CLU1	Electric heater Harvia Club, 13,5kW 400V 3N			2180
CLU3	Electric heater Harvia Club, 15kW 400V 3N			2360
HCIL1	Electric heater Harvia Cilindro XE 7,0kW		<i>Harvia Cilindro XE heaters are stylish electric heaters ideal for many needs. The pillar form factor offers freedom for sauna design, making the heater easy to embed into the bench or place in front of a glass wall. The glossy stainless steel exterior is a great addition to any sauna. Harvia Cilindro XE heater is controlled with separate digital Harvia Xenio control panel. The recommended size of the sauna room is 6–18 m³. Stones, heat resistant plates, three-phase wall mounted plug with outside socket and wires are included in the set. If chosen with control unit installation, please add 100 EUR. Also it can be included with Harvia Xenio WiFi - control units with a touch control panel.</i>	1200
HCIL2	Electric heater Harvia Cilindro XE 9,0kW			1300
HCIL3	Electric heater Harvia Cilindro XE 10,8kW			1640

WOOD BURNING STOVES

PRODUCT CODE	PRODUCT NAME	PRODUCT IMAGE	SPECIFICATION	PRICE in EUR, EXW, EXCL. VAT
HM3	Wood burning stove Harvia M3, 16,5kW		<i>A stylish stove for smaller saunas. The Harvia M3 has a classic design and is suitable for smaller, wood burning saunas. The recommended size of the sauna room is 6–13 m3. Standard stainless steel chimney, stones and heat resistant plates are included in the set.</i>	1140
HM3SL	Wood burning stove Harvia M3 SL, 16,5kW (outside firewood feeding)		<i>The SL model are designed for people who want to conveniently heat their sauna from another room or outside the sauna. Standard stainless steel chimney, stones and heat resistant plates are included in the set.</i>	1500

HPRO

Wood burning stove Harvia Pro 20,
24,1kW



Harvia Pro 20 and Harvia Pro 20 SL gives a good hot bath in medium-sized saunas. It has a big stone space and an air-flow spoiler made of stainless steel. The recommended size of the sauna room is 8–20 m³. Standard stainless steel chimney, stones and heat resistant plates are included in the set.

HPROSL

Wood burning stove Harvia Pro 20
SL, 24,1W



Note:

Standard stainless steel chimney, stones and heat resistant plates are included in the set of a wood-burning stove

If CE approved Chimney instead of Standard Chimney is chosen - please add extra 220 EUR to Sauna Barrel, Sauna Pod or Sauna Bus price




If CE approved Chimney instead of Standard Chimney is chosen - please add extra 320 EUR to Sauna Cabin price

SAUNA ACCESSORIES



SAUNA
ACCESSORIES

SAUNA ACCESSORIES

PRODUCT CODE	PRODUCT NAME	PRODUCT IMAGE	SPECIFICATION	PRICE in EUR, EXW, EXCL. VAT
HR01	Head rest		Comfortable head rest made from alder for relaxing in the sauna. 1 pc.	40
BR01	Back rest		Back rest made from black alder or linden ensures comfortable sitting in the sauna. 1 pc.	80
TH01	Thermometer-hygrometer		Thermo- hygrometer (made from aspen, glazed scales) allows you to control the temperature and air humidity of the sauna room.	60

BP01

Wooden Bucket



Wooden bucket with plastic inner part, which makes cleansing easy.

60

WL01

Wooden Ladle



Made from impregnated wood the ladle is to be used for sprinkling water on the stones.

20

SL01

Sauna Lamp




Heat and moisture-resistant sauna lamp with plastic base and a glass cover. Can be mounted on a wall or in a corner.

140

SLC01

Sauna Lamp Cover



Nice sauna light cover made from alder. Can be mounted on a wall or in a corner.

40

CH01

Clothes Hanger



Perfect solution for hanging towels and clothes in the changing room.

16

SF02

Heater Safety Fence for Electric Heaters



Made from alder wood, safety fence protects from burns.

60

SF01

Safety Fence for Wood Burning
Stoves



Made from alder wood, safety fence protects from burns.

80

WT001

Water Tank of 24 Liters for Wood
Burning Stoves




Stainless steel pipe model water heater is placed directly on top of the stove, and the tank holds 24 liters of water. The water heats up quickly, as the smoke pipe runs through the tank and acts as a wall inside it. Tank for water heating - d.115 (top+/bottom-).

300

LL001

LED light



*LED strip in the sauna - 24V 9.6W / m hermetic IP67. D-shaped. Warm white 3000K 100lm / W. PLUS ACT
In other areas – D-shaped LED strip 24V 9.6W / m non-hermetic IP20. Warm white 3000K 100lm / W. PLUS ACT*

340

SHPO1

Shower pad



A shower pan is a solid, single piece insert that's installed on the floor of the shower with fiberglass or tile walls. The shower pan acts as the floor of the shower. It channels water into the drain and is properly sealed so no water leaks underneath the structure. The assembled bath pad costs 120 EUR.

190

SHB01

Boiler with shower faucet



Shower assembly consists of water connections, electrical box with drain relay and fuse. The assembled boiler with shower faucet costs 300 EUR.

260


CAMPING PODS



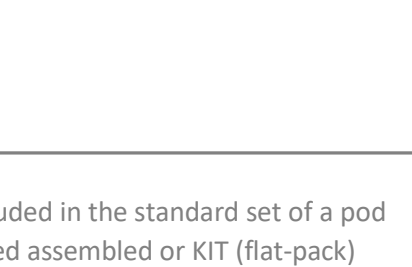
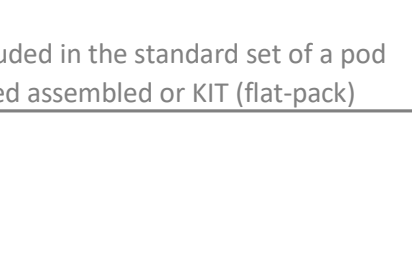


CAMPING
PODS

STANDARD CAMPING PODS

PINEWOOD - 2,4 m WIDTH


PRODUCT CODE	PRODUCT NAME	PRODUCT IMAGE	STANDARD SET	SPECIFICATION	PRICE in EUR, EXW, EXCL. VAT
CP2424001	Camping Pod 2,4 m x 2,4 m		<p><i>Pod walls covered with the bitumen shingles</i></p> <p><i>Floor from 28 mm pinewood boards</i></p> <p><i>1 double glazed opening window in the back wall</i></p> <p><i>French style double glazed door with the standard handle and the lock</i></p> <p><i>Wooden decoration boards</i></p>	<p>People: 2</p> <p>Room: 1</p> <p>Timber: Pinewood</p> <p>Inside area: 4,87 m² (2,4 m) and 5,1 m² (3,0 m)</p> <p>Height: 2,6 m</p> <p>Wall thickness: 46 mm</p> <p>Floor thickness: 28 mm</p> <p>Roof finishing: Bitumen shingles</p> <p>Window size: 700 x 900 mm</p> <p>Door size: 1030 x 1900 mm</p> <p>Terrace: not included</p>	5200
CP3024001	Camping Pod 2,4 m x 3,0 m				5340

CP3524001	Camping Pod 2,4 m x 3,5 m		<p>Pod walls covered with the bitumen shingles Floor from 28 mm pinewood boards 1 double glazed opening window in the back wall French style double glazed door with the standard handle and the lock Terrace made from 28 mm impregnated decking boards Inside wall (dividing pod into 2 rooms) is included in the pod of 4.0 m length Wooden decoration boards</p>	<p>People: 2-4 Room: 1 (3,5 m) and 2 (4,0 m) Timber: Pinewood Inside area: 6,3 m² (3,5 m) and 7,4 m² (4,0 m) Height: 2,6 m Wall thickness: 46 mm Floor thickness: 28 mm Roof finishing: Bitumen shingles Window size: 700 x 900 mm Door size: 1030 x 1900 mm Terrace: 0,6 m</p>	5780
CP4024001	Camping Pod 2,4 m x 4,0 m		<p>Pod walls covered with the bitumen shingles Floor from 28 mm pinewood boards 1 double glazed opening window in the back wall French style double glazed door with the standard handle and the lock Terrace made from 28 mm impregnated decking boards Inside wall (dividing pod into 2 rooms) is included Wooden decoration boards</p>	<p>People: 2-4 Room: 2 Timber: Pinewood Inside area: 8,8 m² (4,8 m) and 12,84 m² (5,9 m) Height: 2,6 m Wall thickness: 46 mm Floor thickness: 28 mm Roof finishing: Bitumen shingles Window size: 700 x 900 mm Door size: 1030 x 1900 mm Terrace: 0,6 m</p>	6220
CP4824001	Camping Pod 2,4 m x 4,8 m		<p>Pod walls covered with the bitumen shingles Floor from 28 mm pinewood boards 1 double glazed opening window in the back wall French style double glazed door with the standard handle and the lock Terrace made from 28 mm impregnated decking boards Inside wall (dividing pod into 2 rooms) is included Wooden decoration boards</p>	<p>People: 2-4 Room: 2 Timber: Pinewood Inside area: 8,8 m² (4,8 m) and 12,84 m² (5,9 m) Height: 2,6 m Wall thickness: 46 mm Floor thickness: 28 mm Roof finishing: Bitumen shingles Window size: 700 x 900 mm Door size: 1030 x 1900 mm Terrace: 0,6 m</p>	7200
CP5524001	Camping Pod 2,4 m x 5,9 m		<p>Pod walls covered with the bitumen shingles Floor from 28 mm pinewood boards 1 double glazed opening window in the back wall French style double glazed door with the standard handle and the lock Terrace made from 28 mm impregnated decking boards Inside wall (dividing pod into 2 rooms) is included Wooden decoration boards</p>	<p>People: 2-4 Room: 2 Timber: Pinewood Inside area: 8,8 m² (4,8 m) and 12,84 m² (5,9 m) Height: 2,6 m Wall thickness: 46 mm Floor thickness: 28 mm Roof finishing: Bitumen shingles Window size: 700 x 900 mm Door size: 1030 x 1900 mm Terrace: 0,6 m</p>	8780

Note:

Furniture and electrical installation are not included in the standard set of a pod
Camping pods (of 2,4 m width) - can be delivered assembled or KIT (flat-pack)

PINEWOOD - 3,0 m WIDTH

PRODUCT CODE	PRODUCT NAME	PRODUCT IMAGE	STANDARD SET	SPECIFICATION	PRICE in EUR, EXW, EXCL. VAT
CP483001	Camping Pod 3,0 m x 4,8 m		<i>Pod walls covered with the bitumen shingles</i> <i>Floor from 28 mm pinewood boards</i> <i>1 double glazed opening window in the back wall</i> <i>French style double glazed door with the standard handle and the lock</i> <i>Terrace made from 28 mm impregnated decking boards (as extra choice)</i>	People: 2-4 Room: 2 Timber: Pinewood Inside area: 11,76 m ² (4,8 m) and 15,03 m ² (5,9 m) Height: 2,7 m Wall thickness: 46 mm Floor thickness: 28 mm Roof finishing: Bitumen shingles Window size: 700 x 900 mm Door size: 1030 x 1900 mm Terrace: the length is customized (for extra price)	8340
CP593001	Camping Pod 3,0 m x 5,9 m		<i>Inside small room with the door (for a bathroom)</i> <i>Wooden decoration boards</i>		10580

Note:





Furniture and electrical installation are not included in the standard set of a pod

Terrace decking is not included in the standard set of 3,0 m width pod, the length of the terrace is optional: 1,0 m length, EUR

Camping pods (3,0 m width) - can be delivered only KIT (flat-pack)

220

THERMO-WOOD - 2,4 m WIDTH

PRODUCT CODE	PRODUCT NAME	PRODUCT IMAGE	STANDARD SET	SPECIFICATION	PRICE in EUR, EXW, EXCL. VAT
CPT242401	Camping Pod 2,4 m x 2,4 m		<p>Pod walls covered with the bitumen shingles</p> <p>Floor from 28 mm pinewood boards</p> <p>1 double glazed opening window in the back wall</p> <p>French style double glazed door with the standard handle and the lock</p> <p>Wooden decoration boards</p>	<p>People: 2</p> <p>Room: 1</p> <p>Timber: Thermo-wood</p> <p>Inside area: 4,87 m² (2,4 m) and 5,1 m² (3,0 m)</p> <p>Height: 2,6 m</p> <p>Wall thickness: 46 mm</p> <p>Floor thickness: 28 mm</p> <p>Roof finishing: Bitumen shingles</p> <p>Window size: 700 x 900 mm</p> <p>Door size: 1030 x 1900 mm</p> <p>Terrace: not included</p>	5980
CPT302401	Camping Pod 2,4 m x 3,0 m		<p>Pod walls covered with the bitumen shingles</p> <p>Floor from 28 mm pinewood boards</p> <p>1 double glazed opening window in the back wall</p> <p>French style double glazed door with the standard handle and the lock</p> <p>Terrace made from 28 mm impregnated decking boards</p> <p>Inside wall (dividing pod into 2 rooms) is included in the pod of 4.0 m length</p> <p>Wooden decoration boards</p>	<p>People: 2-4</p> <p>Room: 1 (3,5 m) and 2 (4,0 m)</p> <p>Timber: Thermo-wood</p> <p>Inside area: 6,3 m² (3,5 m) and 7,4 m² (4,0 m)</p> <p>Height: 2,6 m</p> <p>Wall thickness: 46 mm</p> <p>Floor thickness: 28 mm</p> <p>Roof finishing: Bitumen shingles</p> <p>Window size: 700 x 900 mm</p> <p>Door size: 1030 x 1900 mm</p> <p>Terrace: 0,6 m</p>	6680
CPT352401	Camping Pod 2,4 m x 3,5 m		<p>Pod walls covered with the bitumen shingles</p> <p>Floor from 28 mm pinewood boards</p> <p>1 double glazed opening window in the back wall</p> <p>French style double glazed door with the standard handle and the lock</p> <p>Terrace made from 28 mm impregnated decking boards</p> <p>Inside wall (dividing pod into 2 rooms) is included in the pod of 4.0 m length</p> <p>Wooden decoration boards</p>	<p>People: 2-4</p> <p>Room: 1 (3,5 m) and 2 (4,0 m)</p> <p>Timber: Thermo-wood</p> <p>Inside area: 6,3 m² (3,5 m) and 7,4 m² (4,0 m)</p> <p>Height: 2,6 m</p> <p>Wall thickness: 46 mm</p> <p>Floor thickness: 28 mm</p> <p>Roof finishing: Bitumen shingles</p> <p>Window size: 700 x 900 mm</p> <p>Door size: 1030 x 1900 mm</p> <p>Terrace: 0,6 m</p>	7760
CPT402401	Camping Pod 2,4 m x 4,0 m		<p>Pod walls covered with the bitumen shingles</p> <p>Floor from 28 mm pinewood boards</p> <p>1 double glazed opening window in the back wall</p> <p>French style double glazed door with the standard handle and the lock</p> <p>Terrace made from 28 mm impregnated decking boards</p> <p>Inside wall (dividing pod into 2 rooms) is included in the pod of 4.0 m length</p> <p>Wooden decoration boards</p>	<p>People: 2-4</p> <p>Room: 1 (3,5 m) and 2 (4,0 m)</p> <p>Timber: Thermo-wood</p> <p>Inside area: 6,3 m² (3,5 m) and 7,4 m² (4,0 m)</p> <p>Height: 2,6 m</p> <p>Wall thickness: 46 mm</p> <p>Floor thickness: 28 mm</p> <p>Roof finishing: Bitumen shingles</p> <p>Window size: 700 x 900 mm</p> <p>Door size: 1030 x 1900 mm</p> <p>Terrace: 0,6 m</p>	7840

CPT482401 Camping Pod 2,4 m x 4,8 m



Pod walls covered with the bitumen shingles
Floor from 28 mm pinewood boards
1 double glazed opening window in the back wall
French style double glazed door with the standard handle and the lock
Terrace made from 28 mm impregnated decking boards
Inside wall (dividing pod into 2 rooms) is included
Wooden decoration boards

People: 2-4
Room: 2
Timber: Thermo-wood
Inside area: 8,8 m2 (4,8 m) **Height:** 2,6 m
Wall thickness: 46 mm
Floor thickness: 28 mm
Roof finishing: Bitumen shingles
Window size: 700 x 900 mm
Door size: 1030 x 1900 mm
Terrace: 0,6 m


9260

Note:

Furniture and electrical installation are not included in the standard set of a pod
Camping pods (of 2,4 m width) - can be delivered assembled or KIT (flat-pack)

LUXURY CAMPING PODS

INSULATED - 2,4 m WIDTH

PRODUCT CODE	PRODUCT NAME	PRODUCT IMAGE	STANDARD SET	SPECIFICATION	PRICE in EUR, EXW, EXCL. VAT
LCP302401	Luxury Pod 2,4 m x 3,0 m		<p><i>Insulated pod walls covered with the bitumen shingles</i></p> <p><i>Insulated pinewood floor</i></p> <p><i>1 double glazed opening window in the back wall</i></p> <p><i>Danish double glazed door with the standard handle and the lock</i></p> <p><i>Terrace made from 28 mm impregnated decking boards</i></p> <p><i>Wooden decoration boards</i></p>	<p>People: 2</p> <p>Room: 1</p> <p>Timber: Pinewood</p> <p>Inside area: 4,3 m² (3,0 m) and 5,4 m² (3,5 m)</p> <p>Height: 2,6 m</p> <p>Wall: Pinewood panelling from inside and outside: 14 mm; Insulated side wall thickness: 126 mm; Insulated front-back wall thickness: 118 mm</p> <p>Floor: Pinewood: 28 mm; Insulated floor thickness: 158 mm</p> <p>Stone wool insulation: 100 mm (floor and walls)</p> <p>Roof: Bitumen shingles</p> <p>Door size: 1010 x 1820 mm</p> <p>Window size: 700 x 900 mm</p> <p>Terrace: 1,0 m</p>	6940
LCP352401	Luxury Pod 2,4 m x 3,5 m		7500		

LCP402401 Luxury Pod 2,4 m x 4,0 m



*Insulated pod walls covered with the bitumen shingles
Insulated pinewood floor
1 double glazed opening window in the back wall
Danish double glazed door with the standard handle and the lock
Terrace made from 28 mm impregnated decking boards
Inside wall (dividing pod into 2 rooms) is included in the pod (possible without dividing wall)
Wooden decoration boards*

People: 2-4
Room: 2
Timber: Pinewood
Inside area: 6,4 m² (4,0 m) and 8,1 m² (4,8 m)
Height: 2,6 m
Wall: Pinewood panelling from inside and outside: 14 mm; Insulated side wall thickness: 126 mm; Insulated front-back wall thickness: 118 mm
Floor: Pinewood: 28 mm; Insulated floor thickness: 158 mm
Stone wool insulation: 100 mm (floor and walls)
Roof: Bitumen shingles
Door size: 1010 x 1820 mm
Window size: 700 x 900 mm
Terrace: 1,0 m

7920

LCP482401 Luxury Pod 2,4 m x 4,8 m

LCP592401 Luxury Pod 2,4 m x 5,9 m



*Insulated pod walls covered with the bitumen shingles
Insulated pinewood floor
1 double glazed opening window in the back wall
Danish double glazed door with the standard handle and the lock
Terrace made from 28 mm impregnated decking boards
Inside wall (dividing pod into 2 rooms) is included in the pod (possible without dividing wall)
Wooden decoration boards*

People: 2-4
Room: 2
Timber: Pinewood
Inside area: 10,25 m²
Height: 2,6 m
Wall: Pinewood panelling from inside and outside: 14 mm; Insulated side wall thickness: 126 mm; Insulated front-back wall thickness: 118 mm
Floor: Pinewood: 28 mm; Insulated floor thickness: 158 mm
Stone wool insulation: 100 mm (floor and walls)
Roof: Bitumen shingles
Door size: 1010 x 1820 mm
Window size: 700 x 900 mm
Terrace: 1,0 m


4730

10900

Note:

Furniture and electrical installation are not included in the standard set of a pod
Camping pods (of 2,4 m width) - can be delivered assembled or KIT (flat-pack)

INSULATED - 3,25 m WIDTH

PRODUCT CODE	PRODUCT NAME	PRODUCT IMAGE	STANDARD SET	SPECIFICATION	PRICE in EUR, EXW, EXCL. VAT
LCP483001	Luxury Pod 3,25 m x 4,8 m		<i>Insulated pod walls covered with the bitumen shingles</i> <i>Insulated pinewood floor</i> <i>1 double glazed opening window in the back wall</i> <i>Danish double glazed door with the standard handle and the lock</i> <i>Inside small room with the door (for a bathroom)</i> <i>Terrace made from 28 mm impregnated decking boards (as extra choice)</i> <i>Wooden decoration boards</i>	People: 2-6 Room: 2 Timber: Pinewood Inside area: 11,46 m ² (4,8 m), 14,73 m ² (5,9 m) and 16,93 m ² (6,6 m) Height: 2,75 m Wall: Pinewood panelling from inside and outside: 14 mm; Insulated side wall thickness: 126 mm; Insulated front-back wall thickness: 118 mm Floor: Pinewood: 28 mm; Insulated floor thickness: 158 mm Stone wool insulation: 100 mm (floor and walls) Roof: Bitumen shingles Door size: 1010 x 1820 mm Window size: 700 x 900 mm Terrace: the length is customized (for extra price)	11780
LCP593001	Luxury Pod 3,25 m x 5,9 m		12760		
LCP663001	Luxury Pod 3,25 m x 6,6 m		13620		

Note:




Furniture and electrical installation are not included in the standard set of a pod

Terrace decking is not included in the standard set of 3 m width pod, the length of the terrace is optional: 1 m length, EUR

Camping pods (of 3,0 m width) - can be delivered only KIT (flat-pack)

220

INSULATED - WITH SIDE ENTRANCE

PRODUCT CODE	PRODUCT NAME	PRODUCT IMAGE	STANDARD SET	SPECIFICATION	PRICE in EUR, EXW, EXCL. VAT
LCP482402	Luxury Pod 2,4 m x 4,8 m		<p><i>Insulated pod walls covered with the bitumen shingles</i></p> <p><i>Insulated pinewood floor</i></p> <p><i>2 double glazed opening windows in the front and back walls</i></p> <p><i>Danish double glazed door with the standard handle and the lock</i></p> <p><i>Wooden decoration boards</i></p>	<p>People: 2-6</p> <p>Room: 1</p> <p>Timber: Pinewood</p> <p>Inside area: 8,1 m² (4,8 m) and 11,5 m² (6,0 m) and 12,8 m² (6,6 m)</p> <p>Height: 2,6 m</p> <p>Wall: Pinewood panelling from inside and outside: 14 mm; Insulated side wall thickness: 126 mm; Insulated front-back wall thickness: 118 mm</p> <p>Floor: Pinewood: 28 mm; Insulated floor thickness: 158 mm</p> <p>Stone wool insulation: 100 mm (floor and walls)</p> <p>Roof: Bitumen shingles</p> <p>Door size: 1010 x 1820 mm</p> <p>Window size: 700 x 900 mm</p>	10780
LCP602402	Luxury Pod 2,4 m x 6,0 m				6220
LCP662402	Luxury Pod 2,4 m x 6,6 m				13440

LCP593002

Luxury Pod 3 m x 5,9 m



Insulated pod walls covered with the bitumen shingles
Insulated pinewood floor
2 double glazed opening windows in the front and back walls
Danish double glazed door with the standard handle and the lock
Wooden decoration boards

People: 2-6
Room: 1
Timber: Pinewood
Height: 2,6 m
Wall: Pinewood panelling from inside and outside: 14 mm; Insulated side wall thickness: 126 mm; Insulated front-back wall thickness: 118 mm
Floor: Pinewood: 28 mm
Insulated floor thickness: 158 mm
Stone wool insulation: 100 mm (floor and walls)
Roof: Bitumen shingles
Door size: 1010 x 1820 mm

14640

Note:

Inside wall, door, furniture and electrical installation are not included in the standard set of a pod
Camping pods (with side entrance) - can be delivered only assembled


CAMPING BUSES



CAMPING
BUSES

CAMPING BUSES

PINEWOOD

PRODUCT CODE	PRODUCT NAME	PRODUCT IMAGE	STANDARD SET	SPECIFICATION	PRICE in EUR, EXW, EXCL. VAT
CB3023001	Camping Bus 2,3 m x 3,0 m		<p>Wooden bus walls</p> <p>Stainless steel tightening bands</p> <p>Roof covered with the bitumen shingles</p> <p>Floor from 28 mm pinewood boards</p> <p>Double glazed opening window (pod) in the back side of the bus</p> <p>Wooden side door with double glazed window, wooden handle and the lock</p>	<p>People: 2</p> <p>Room: 2</p> <p>Timber: Pinewood</p> <p>Inside area: 5,5 m²</p> <p>Height: 2,6 m</p> <p>Wall thickness: 46 mm</p> <p>Floor thickness: 28 mm</p> <p>Roof: Bitumen shingles</p> <p>Door size: 700 x 1800 mm</p> <p>Pod window: 700 x 900 mm</p>	5340

CB3523001	Camping Bus 2,3 m x 3,5 m		<p>Wooden bus walls Stainless steel tightening bands Roof covered with the bitumen shingles Floor from 28 mm pinewood boards 2 double glazed opening windows (pod and pavilion) in the front and in the back side of the bus Wooden side door with double glazed window, wooden handle and the lock</p>	<p>People: 2-4 Room: 2 Timber: Pinewood Inside area: 6,32 m² (3,5 m) and 7,32 m² (4,0 m) Height: 2,6 m Wall thickness: 46 mm Floor thickness: 28 mm Roof: Bitumen shingles Door size: 700 x 1800 mm Windows: Pod: 700 x 900 mm; Pavilion: 1020 x 1060 mm</p>	5760
CB4023001	Camping Bus 2,3 m x 4,0 m		<p>Wooden bus walls Stainless steel tightening bands Roof covered with the bitumen shingles Floor from 28 mm pinewood boards 2 double glazed opening windows (pod and pavilion) in the front and in the back side of the bus Wooden side door with double glazed window, wooden handle and the lock</p>	<p>People: 4-6 Room: 3 Timber: Pinewood Inside area: 8,83 m² (4,8 m) and 11,03 m² (5,9 m) Height: 2,6 m Wall thickness: 46 mm Floor thickness: 28 mm Roof: Bitumen shingles Door size: 700 x 1800 mm Windows: Pod: 700 x 900 mm; Pavilion: 1020 x 1060 mm</p>	6220
CB4823001	Camping Bus 2,3 m x 4,8 m		<p>Wooden bus walls Stainless steel tightening bands Roof covered with the bitumen shingles Floor from 28 mm pinewood boards 2 double glazed opening windows (pod and pavilion) in the front and in the back side of the bus Wooden side door with double glazed window, wooden handle and the lock</p>	<p>People: 4-6 Room: 3 Timber: Pinewood Inside area: 8,83 m² (4,8 m) and 11,03 m² (5,9 m) Height: 2,6 m Wall thickness: 46 mm Floor thickness: 28 mm Roof: Bitumen shingles Door size: 700 x 1800 mm Windows: Pod: 700 x 900 mm; Pavilion: 1020 x 1060 mm</p>	7200
CB5923001	Camping Bus 2,3 m x 5,9 m		<p>Wooden bus walls Stainless steel tightening bands Roof covered with the bitumen shingles Floor from 28 mm pinewood boards 2 double glazed opening windows (pod and pavilion) in the front and in the back side of the bus Wooden side door with double glazed window, wooden handle and the lock</p>	<p>People: 4-6 Room: 3 Timber: Pinewood Inside area: 8,83 m² (4,8 m) and 11,03 m² (5,9 m) Height: 2,6 m Wall thickness: 46 mm Floor thickness: 28 mm Roof: Bitumen shingles Door size: 700 x 1800 mm Windows: Pod: 700 x 900 mm; Pavilion: 1020 x 1060 mm</p>	8780

THERMO-WOOD

PRODUCT CODE	PRODUCT NAME	PRODUCT IMAGE	STANDARD SET	SPECIFICATION	PRICE in EUR, EXW, EXCL. VAT
CBT302301	Camping Bus 2,3 m x 3,0 m		<p>Wooden bus walls Stainless steel tightening bands Roof covered with the bitumen shingles Floor from 28 mm pinewood boards Double glazed opening window (pod) in the back side of the bus Wooden side door with double glazed window, wooden handle and the lock</p>	<p>People: 2 Room: 2 Timber: Thermo-wood Inside area: 5,5 m² Height: 2,6 m Wall thickness: 46 mm Floor thickness: 28 mm Roof: Bitumen shingles Door size: 700 x 1800 mm Pod window: 700 x 900 mm</p>	6680
CBT352301	Camping Bus 2,3 m x 3,5 m		<p>Wooden bus walls Stainless steel tightening bands Roof covered with the bitumen shingles Floor from 28 mm pinewood boards 2 double glazed opening windows (pod and pavilion) in the front and in the back side of the bus Wooden side door with double glazed window, wooden handle and the lock</p>	<p>People: 2-4 Room: 2 Timber: Thermo-wood Inside area: 6,32 m² (3,5 m) and 7,32 m² (4,0 m) Height: 2,6 m Wall thickness: 46 mm Floor thickness: 28 mm Roof: Bitumen shingles Door size: 700 x 1800 mm Windows: Pod: 700 x 900 mm;</p>	7780
CBT402301	Camping Bus 2,3 m x 4,0 m		<p>Wooden bus walls Stainless steel tightening bands Roof covered with the bitumen shingles Floor from 28 mm pinewood boards 2 double glazed opening windows (pod and pavilion) in the front and in the back side of the bus Wooden side door with double glazed window, wooden handle and the lock</p>	<p>People: 4-6 Room: 3 Timber: Thermo-wood Inside area: 8,83 m² (4,8 m) Height: 2,6 m Wall thickness: 46 mm Floor thickness: 28 mm Roof: Bitumen shingles Door size: 700 x 1800 mm Windows: Pod: 700 x 900 mm; Pavilion: 1020 x 1060 mm</p>	7840
CBT482301	Camping Bus 2,3 m x 4,8 m		<p>Wooden bus walls Stainless steel tightening bands Roof covered with the bitumen shingles Floor from 28 mm pinewood boards 2 double glazed opening windows (pod and pavilion) in the front and in the back side of the bus Wooden side door with double glazed window, wooden handle and the lock</p>	<p>People: 4-6 Room: 3 Timber: Thermo-wood Inside area: 8,83 m² (4,8 m) Height: 2,6 m Wall thickness: 46 mm Floor thickness: 28 mm Roof: Bitumen shingles Door size: 700 x 1800 mm Windows: Pod: 700 x 900 mm; Pavilion: 1020 x 1060 mm</p>	9000

Note:

Furniture and electrical installation are not included in the standard set of a bus

Camping buses can be delivered assembled or KIT (flat-pack)


CAMPING BARRELS



CAMPING
BARRELS

CAMPING BARRELS

PINEWOOD

PRODUCT CODE	PRODUCT NAME	PRODUCT IMAGE	STANDARD SET	SPECIFICATION	PRICE in EUR, EXW, EXCL. VAT
CBR483001	Camping Barrel 3,0 m x 4,8 m		<p>Wooden barrel walls</p> <p>Stainless steel tightening bands</p> <p>Roof covered with the bitumen shingles</p> <p>Floor from 28 mm pinewood boards</p> <p>Double glazed opening pod window in the back of the barrel</p> <p>Door with the double glazed hexagon window, standard handle and the lock in the front of the barrel</p>	<p>People: 2-4</p> <p>Room: 2</p> <p>Timber: Pinewood</p> <p>Inside area: 9,1 m² (4,8 m) and 11,4 m² (5,9 m)</p> <p>Height: 2,7 m</p> <p>Wall thickness: 46 mm</p> <p>Floor thickness: 28 mm</p> <p>Roof: Bitumen shingles</p> <p>Door size: 700 x 1800 mm</p> <p>Windows: 700 x 900 mm</p> <p>Terrace: 0,2 m</p>	8540
CBR593001	Camping Barrel 3,0 m x 5,9 m				10400

Note:

Furniture, sliding door for WC room and electrical installation are not included into the standard set of a camping barrel

Side wall with the sliding door for WC room, in EUR

Camping barrels can be delivered only KIT (flat-pack)

600



HOT TUBS





HOT TUBS

WOODEN HOT TUBS

PINEWOOD

PRODUCT CODE	PRODUCT NAME	PRODUCT IMAGE	STANDARD SET	SPECIFICATION	PRICE in EUR, EXW, EXCL. VAT	With other oven
HTP1501	Ø 1,5 m Pine hot tub with standard inside oven		<p><i>Tub made from 46 mm wooden side boards</i></p> <p><i>2 stainless steel tightening bands</i></p> <p><i>Stainless steel wood burning inside oven with chimney</i></p>	<p>Side boards height: 110 cm</p> <p>Bench height: 22 cm</p> <p>Bench width: 21 cm</p> <p>Water volume: 1600 L (Ø 1,5 m), 2550 L (Ø 1,9 m), 3450 L (Ø 2,2 m)</p>	1960	<p>Standard AISI 316: 2080 EUR</p> <p>Round outside AISI 304: 2180 EUR</p> <p>Round outside AISI 316: 2360 EUR</p> <p>Inside aluminum: 1740 EUR</p> <p>Outside aluminum: 2260 EUR</p>
HTP1901	Ø 1,9 m Pine hot tub with standard inside oven		<p><i>Wooden safety fence Benches and nice edge on top</i></p> <p><i>Outlet valve for water outflow</i></p> <p><i>3 step stairs</i></p>		2120	<p>Standard AISI 316: 2240 EUR</p> <p>Round outside AISI 304: 2340 EUR</p> <p>Round outside AISI 316: 2320 EUR</p> <p>Inside aluminum: 1900 EUR</p> <p>Outside aluminum: 2220 EUR</p>
HTP2201	Ø 2,2 m Pine hot tub with large inside oven				2480	<p>Large inside AISI 316 oven: 2700 EUR</p> <p>Round outside AISI 304: 2500 EUR</p> <p>Round outside AISI 316: 2680 EUR</p> <p>Inside aluminum: 2060 EUR</p> <p>Outside aluminum: 2580 EUR</p>
HTP1201	Ø 1,2 m Mini Pine cold tub		<p><i>Tub made from 46 mm wooden side boards</i></p> <p><i>2 stainless steel tightening bands</i></p> <p><i>Benches and nice edge on top</i></p> <p><i>Outlet valve for water outflow</i></p> <p><i>3 step stairs</i></p>	<p>Side boards height: 110 cm</p> <p>Bench height: 22 cm</p> <p>Bench width: 21 cm</p> <p>Water volume: 750 L</p>	860	

THERMO-WOOD



PRODUCT CODE	PRODUCT NAME	PRODUCT IMAGE	STANDARD SET	SPECIFICATION	PRICE in EUR, EXW, EXCL. VAT	With other oven
HTTW1501	Ø 1,5 m Thermo-wood hot tub with standard inside oven		<p><i>Tub made from 46 mm wooden side boards</i></p> <p><i>2 stainless steel tightening bands</i></p> <p><i>Stainless steel wood burning inside oven with chimney</i></p> <p><i>Wooden safety fence Benches and nice edge on top</i></p> <p><i>Outlet valve for water outflow</i></p> <p><i>3 step stairs</i></p>	<p>Side boards height: 110 cm</p> <p>Bench height: 22 cm</p> <p>Bench width: 21 cm</p> <p>Water volume: 1600 L (Ø 1,5 m), 2550 L (Ø 1,9 m), 3450 L (Ø 2,2 m)</p>	2400	<p>Standard AISI 316: 2520 EUR</p> <p>Round outside AISI 304: 2620 EUR</p> <p>Round outside AISI 316: 2800 EUR</p> <p>Inside aluminum: 2180 EUR</p> <p>Outside aluminum: 2700 EUR</p>
HTTW1901	Ø 1,9 m Thermo-wood hot tub with standard inside oven				2700	<p>Standard AISI 316: 2820 EUR</p> <p>Round outside AISI 304: 2920 EUR</p> <p>Round outside AISI 316: 3100 EUR</p> <p>Inside aluminum: 2480 EUR</p> <p>Outside aluminum: 3000 EUR</p>
HTTW2201	Ø 2,2 m Thermo-wood hot tub with large inside oven				2200	<p>Large inside AISI 316 oven: 3420 EUR</p> <p>Round outside AISI 304: 3220 EUR</p> <p>Round outside AISI 316: 3400 EUR</p> <p>Inside aluminum: 2780 EUR</p> <p>Outside aluminum: 3300 EUR</p>
HTTW1201	Ø 1,2 m Mini Thermo-wood cold tub		<p><i>Tub made from 46 mm wooden side boards</i></p> <p><i>2 stainless steel tightening bands</i></p> <p><i>Benches and nice edge on top</i></p> <p><i>Outlet valve for water outflow</i></p> <p><i>3 step stairs</i></p>	<p>Side boards height: 110 cm</p> <p>Bench height: 22 cm</p> <p>Bench width: 21 cm</p> <p>Water volume: 750 L</p>	1440	

Note:

Wooden hot tubs can be delivered assembled or KIT (flat-pack)

GLASSFIBER HOT TUBS

GLASSFIBER HOT TUBS "DELUXE"

PRODUCT CODE	PRODUCT NAME	PRODUCT IMAGE	STANDARD SET	SPECIFICATION	PRICE in EUR, EXW, EXCL. VAT	With other oven
HTD2002	Deluxe hot tub with outside round heater		<p>Fiberglass hot tub with 14 mm pinewood finishing</p> <p>Stainless steel oven with chimney</p> <p>Fiberglass inside benches</p> <p>Wooden protective fence for inside heater</p> <p>Outlet valve for water outflow</p> <p>3 step pinewood stairs</p> <p>Possible colours: Blue RAL5012, White/cream RAL9001, Grey RAL7015.</p>	<p>Internal diameter: 205 cm</p> <p>External diameter: 226 cm</p> <p>Internal height: 90 cm</p> <p>Bench height: 27 cm</p> <p>Bench width: 39 cm</p> <p>Water volume: 1650 L</p> <p>Stainless steel: (AISI304) wood burning outside oven with chimney</p>	3220	<p>Outside round AISI 316: 3400 EUR</p> <p>Outside aluminum: 3400 EUR</p>
HTD2003	Deluxe hot tub with integral heater		<p>Fiberglass shell will not shrink or stretch.</p> <p>Fiberglass shell has a low moisture absorption ratio.</p> <p>Fiberglass shell has a low thermal expansion coefficient.</p>	<p>Internal diameter: 205 cm</p> <p>External diameter: 226 cm</p> <p>Internal height: 90 cm</p> <p>Bench height: 27 cm</p> <p>Bench width: 39 cm</p> <p>Water volume: 1650 L</p> <p>Stainless steel: (AISI304) wood burning integral oven with chimney</p>	3740	<p>Integrated AISI 316 oven: 4000 EUR</p>

Note:

Wooden hot tubs can be delivered assembled or KIT (flat-pack)



GLASSFIBER HOT TUBS "WELLNESS"

PRODUCT CODE	PRODUCT NAME	PRODUCT IMAGE	STANDARD SET	SPECIFICATION	PRICE in EUR, EXW, EXCL. VAT	With other oven
HTW1803	Wellness hot tub with integral heater		<p><i>Fiberglass hot tub with 14 mm pinewood finishing</i></p> <p><i>Stainless steel oven with chimney</i></p> <p><i>Fiberglass inside benches</i></p> <p><i>Wooden protective fence for inside heater</i></p> <p><i>Outlet valve for water outflow</i></p> <p><i>3 step pinewood stairs</i></p> <p><i>Possible colours: Blue RAL5012, White/cream RAL9001, Grey RAL7015.</i></p>	<p>Internal diameter: 180 cm</p> <p>External diameter: 200 cm</p> <p>Internal height: 85 cm</p> <p>Bench height: 30 cm</p> <p>Bench width: 45 cm</p> <p>Water volume: 1300 L</p> <p>Stainless steel: (AISI304) wood burning integral oven with chimney</p>	3640	Integrated AISI 316: 3900 EUR
HTW1802	Wellness hot tub with outside round heater		<p><i>Fiberglass shell will not shrink or stretch.</i></p> <p><i>Fiberglass shell has a low moisture absorption ratio.</i></p> <p><i>Fiberglass shell has a low thermal expansion coefficient.</i></p>	<p>Internal diameter: 180 cm</p> <p>External diameter: 200 cm</p> <p>Internal height: 85 cm</p> <p>Bench height: 30 cm</p> <p>Bench width: 45 cm</p> <p>Water volume: 1350 L</p> <p>Stainless steel: (AISI304) wood burning outside oven with chimney</p>	3140	Round outside AISI 316: 3320EUR Outside aluminum: 3320 EUR

PRODUCT CODE	PRODUCT NAME	PRODUCT IMAGE	STANDARD SET	SPECIFICATION	PRICE in EUR, EXW, EXCL. VAT	With oven
HTO1900	Ofuro bath without oven		<p><i>Fiberglass hot tub with 14 mm pinewood finishing</i></p> <p><i>Fiberglass inside benches</i></p> <p><i>Outlet valve for water outflow</i></p> <p><i>3 step pinewood stairs</i></p> <p><i>Possible colours: Blue RAL5012, White/cream RAL9001, Grey RAL7015.</i></p> <p><i>Fiberglass shell will not shrink or stretch.</i></p> <p><i>Fiberglass shell has a low moisture absorption ratio.</i></p> <p><i>Fiberglass shell has a low thermal expansion coefficient.</i></p>	<p>Internal diameter: 170x110 cm</p> <p>External diameter: 190x130 cm</p> <p>Internal height: 100 cm</p> <p>Bench height: 26 cm</p> <p>Bench width: 33 cm</p> <p>Water volume: 750 L</p>	1720	<p>Outside round AISI 304: 2840 EUR</p> <p>Outside round AISI 316: 3000 EUR</p> <p>Outside aluminum: 3000 EUR</p>

POLYPROPYLENE (PP) HOT TUBS

SPRUCE FINISHING

PRODUCT CODE	PRODUCT NAME	PRODUCT IMAGE	STANDARD SET	SPECIFICATION	PRICE in EUR, EXW, EXCL. VAT	With other oven
HTPS1501	Ø 1,5 m PP hot tub with Spruce finish and inside oven		<p>PP inner with wooden outside wall</p> <p>Wooden benches</p> <p>Wooden protective fence (with shelf)</p> <p>Wooden stairs and nice edge on top</p> <p>Stainless steel inside oven (1,5 mm thickness, AISI304) with 6 water circulating pipes</p> <p>Stainless steel chimney (2 m) with cap</p> <p>2 Stainless steel tightening bands</p> <p>Outlet valve</p> <p>Without ash grates</p>	<p>PP colours available: light blue, cream and black:</p> 	2500	<p>Standard inside AISI 316: 2740 EUR</p> <p>Round outside AISI 304: 2860 EUR</p> <p>Round outside AISI 316: 3100 EUR</p>
HTPS1901	Ø 1,9 m PP hot tub with Spruce finish and inside oven				2940	<p>Standard inside AISI 316: 3180 EUR</p> <p>Round outside AISI 304: 3300 EUR</p> <p>Round outside AISI 316: 3540 EUR</p>
HTPS2201	Ø 2,2 m PP hot tub with Spruce finish and inside oven				3400	<p>Standard inside AISI 316: 3640EUR</p> <p>Round outside AISI 304: 3760 EUR</p> <p>Round outside AISI 316: 4000 EUR</p>

HTPS11601 Ø 1,16 m PP MINI
Cold Tub with Spruce
finish



*PP inner with wooden outside wall
Wooden stairs and nice edge on
top*

Outlet valve

*PP colours available: blue, grey,
dark grey and black*

Internal plastic staircase

Stairs of a new model

Stainless steel strips

The oven is not applicable

**Can be chosen: wood painting +70
EUR*



**Can be chosen: wooden cover +60
EUR*

**Can be chosen: double bottom
(isolated 10cm foam polystyrene,
closed bench, fitted side drain with
valve) +240 EUR*



**Internal diameter: 99 cm
External diameter: 116 cm
Internal height: 105 cm**

1040





LARCH FINISHING





PRODUCT CODE	PRODUCT NAME	PRODUCT IMAGE	STANDARD SET	SPECIFICATION	PRICE in EUR, EXW, EXCL. VAT	With other oven
HTPL1501	Ø 1,5 m PP hot tub with Larch finish and inside oven		<p>PP inner with wooden outside wall</p> <p>Wooden benches</p> <p>Wooden protective fence (with shelf)</p> <p>Wooden stairs and nice edge on top</p> <p>Stainless steel inside oven (1,5 mm thickness, AISI304) with 6 water circulating pipes</p>	<p>PP colours available: light blue, cream and black:</p> 	3080	<p>Standard inside AISI 316: 3320 EUR</p> <p>Round outside AISI 304: 3560 EUR</p> <p>Round outside AISI 316: 3800 EUR</p>
HTPL1901	Ø 1,9 m PP hot tub with Larch finish and inside oven		<p>Stainless steel chimney (2 m) with cap</p> <p>2 Stainless steel tightening bands</p> <p>Outlet valve</p> <p>Without ash grates</p>		3520	<p>Standard inside AISI 316: 3760 EUR</p> <p>Round outside AISI 304: 3880 EUR</p> <p>Round outside AISI 316: 4120 EUR</p>
HTPL2201	Ø 2,2 m PP hot tub with Larch finish and inside oven				3980	<p>Standard inside AISI 316: 2220 EUR</p> <p>Round outside AISI 304: 4340 EUR</p> <p>Round outside AISI 316: 4580 EUR</p>

THERMO-WOOD FINISHING

PRODUCT CODE	PRODUCT NAME	PRODUCT IMAGE	STANDARD SET	SPECIFICATION	PRICE in EUR, EXW, EXCL. VAT	With other oven
HTPT1501	Ø 1,5 m PP hot tub with Thermo-wood finish and inside oven		<p>PP inner with wooden outside wall</p> <p>Wooden benches</p> <p>Wooden protective fence (with shelf)</p> <p>Wooden stairs and nice edge on top</p> <p>Stainless steel inside oven (1,5 mm thickness, AISI304) with 6 water circulating pipes</p> <p>Stainless steel chimney (2 m) with cap</p> <p>2 Stainless steel tightening bands</p> <p>Outlet valve</p> <p>Without ash grates</p>	<p>PP colours available: light blue, cream and black:</p> 	3080	<p>Standard inside AISI 316: 3320 EUR</p> <p>Round outside AISI 304: 3560 EUR</p> <p>Round outside AISI 316: 3800 EUR</p>
HTPT1901	Ø 1,9 m PP hot tub with Thermo-wood finish and inside oven				3520	<p>Standard inside AISI 316: 3760 EUR</p> <p>Round outside AISI 304: 3880 EUR</p> <p>Round outside AISI 316: 4120 EUR</p>
HTPT2201	Ø 2,2 m PP hot tub with Thermo-wood finish and inside oven				3980	<p>Standard inside AISI 316: 4220 EUR</p> <p>Round outside AISI 304: 4340 EUR</p> <p>Round outside AISI 316: 4580 EUR</p>

ACCESSORIES

PRODUCT CODE	PRODUCT NAME	PRODUCT IMAGE	SPECIFICATION	PRICE in EUR, EXW, EXCL. VAT
CT1501	Tent cover for Ø 1,5 m tub		<i>Different diameters tent covers</i>	200
CT1901	Tent cover for Ø 1,9 m tub			240
CT2201	Tent cover for Ø 2,2 m tub			300
CP1501	Pine cover for Ø 1,5 m and Ø 1,16 m tub		<i>Hot tub covers made from pinewood from 2 parts</i>	200
CP1901	Pine cover for Ø 1,9 m tub			220
CP2201	Pine cover for Ø 2,2 m tub			240
CTW1501	Thermo-wood cover for Ø 1,5 m and Ø 1,16 m tub		<i>Hot tub covers made from thermowood from 2 parts</i>	220
CTW1901	Thermo-wood cover for Ø 1,9 m tub			270
CTW2201	Thermo-wood cover for Ø 2,2 m tub			340
CTT1901	Thermo insulated cover for Ø 1,9 m tub		<i>Hot tub covers made from highest quality marine grade vinyl, UV-resistant, mildew-resistant and fireproof</i>	460
CTT2201	Thermo insulated cover for Ø 2,2 m tub			540

CTTO2201	Thermo insulated cover for Ø 2,2 m tub for Ofuro		Hot tub covers made from highest quality marine grade vinyl, UV-resistant, mildew-resistant and fireproof	460
CP01	Metal protective grid for chimney		Chimney protection from burns. Made from stainless steel	120
BTHP01	Bottle holder from pine		Bottle holder made from pinewood for 3 bottles	60
SCPO01	Scoop and poker		A scoop and a poker (for inside ovens) for cleaning and main tenance of the hot tub heater. Made from stainless steel. Height – 82 cm; shovel – 12x15 cm	50
PADP01	Paddle from pine		A paddle to stir the water in the hot tub. Length of the handle – 177 cm, width – 5 cm; width of the shoulder – 14 cm; thickness – 2,5 cm	50

HTLL01

Led Light



Led light with installation

300

HTAS01

Hydro system



Hydro system with installed 6 nozzles

700

HTBS01

Bubble system



Fancy bubble system for hot tubs

600

HTS01





Stairs



2 Step curved stair made of pinewood

180

OVENS

PRODUCT CODE	PRODUCT NAME	PRODUCT IMAGE	SPECIFICATION	PRICE in EUR, EXW, EXCL. VAT
INH01	Standard inside oven 18 kW		<i>Inside stainless steel oven (1,5 mm thickness, AISI304 or AISI316): Power 18 kW, Height 73 cm, Length 60 cm, Width 30 cm, Weight 36 kg, Chimney height 1.4 m, Furnace 50 cm. Heater cover, Ash grates</i>	With AISI 304: 822EUR With AISI 316: 940 EUR
INH02	Large inside oven 24 kW		<i>Inside stainless steel oven (1,5 mm thickness, AISI304 or AISI 316): Power 24 kW, Height 95.5 cm, Length 70 cm, Width 29 cm, Weight 37 kg, Chimney height 2 m, Furnace 100 cm. Heater cover, Ash grates</i>	With AISI 304: 1020EUR With AISI 316: 1260EUR
OUH01	Standard/round outside oven 30 kW		<i>Stainless steel outside oven (1,2 mm thickness, AISI304 or AISI 316): Power 30 kW, Height 63 cm, Length 62.5 cm, Width 55 cm, Weight 42 kg, Chimney height 1.4 m, Furnace 55 cm. Ash grates and drawer, Heater doors, Hot tub connectors and connecting hose, Wide clamps</i>	With AISI 304: 1120EUR With AISI 316: 1300 EUR
INTG01	Integrated oven 30 kW		<i>Stainless steel integrated oven (1,5 mm thickness, AISI304 or AISI 316): Power 30 kW, Height 44.5 cm, Length 47.5 cm, Width 66 cm, Weight 62 kg, Chimney height 2 m, Furnace 38 cm. Ash grates and drawer, Heater front protection and chimney elbow, Hot tub connectors and connecting hose, Wide clamps</i>	With AISI 304: 1640EUR With AISI 316: 1900EUR

INA01

Inside aluminum oven
25 kW



Aluminum inside oven from 3mm AW5754 marine aluminium. Power 25 kW, Height 80 cm, Length 60 cm, Width 30 cm, Chimney from stainless steel, height 2m, Rain cover

700

OUA01

Outside aluminum
oven 40 kW




Aluminum outside oven from 3mm AW5754 marine aluminium, black screen, and door is made from 2mm aluminum. Power 40 kW, Height 58 cm, Length 60 cm, Width 48 cm, Chimney from stainless steel, height 2m, Rain cover. Aluminum flanges, EPDM hoses, Clamps for hoses

1300

FURNITURE FOR CAMPING LODGES

FURNITURE

FURNITURE FOR CAMPING LODGES

PRODUCT CODE	PRODUCT NAME	PRODUCT IMAGE	SPECIFICATION
DB01	Double bed		<p>The double bed is made from pinewood. The width of the bed is 140 cm, height - 50 cm. The length may vary depending on the model chosen. Mattress is not included in the set.</p>
SB01	Single bed		<p>The single bed is made from pinewood. The width of the bed is 70 cm, height - 45 cm. The length may vary depending on the model chosen. Mattress is not included in the set.</p>

SB02

Single bed with storage for bedding



The single bed with storage for bedding is made from pinewood. The width of the bed is 70 cm, height - 45 cm. The length depends on the model chosen. Moreover, the bed has storage space inside. Mattress is not included in the set.

210

BB01

Bunk bed



The bunk bed (2-floor bed) is made from pinewood. The dimensions of the bed may vary depending on the model chosen. Mattress is not included in the set.

400

FB01

Folding bench



The folding bench is made from pinewood. The width of the fixed part is 60 cm, folding part - 17 cm. The height of the folding bench - 45 cm. The length depends on the model chosen. The inside space of the bench can be used for bedding storage. The bench can be used not only for comfortable seating, but also for sleeping. Mattress or other upholstery is not included in the set.

210

FN01

Table and two poufs



A table and two poufs are made from pinewood with the thickness of 18 mm. They are not fixed to the wall and floor therefore can be lifted to the other place and used as preferred. Moreover, the pouf has storage space inside. Their dimensions (W x L x H): Table: 64 x 76 x 80 cm; Pouf: 50 x 60 x 45 cm.

320

FN02

Table and two stools



A table and two stools are made from pinewood with the thickness of 45 mm. They are not fixed to the wall and floor therefore can be easily lifted to the other place and used as preferred. Their dimensions (W x L x H): Table: 60 x 80 x 80 cm; Stool: 40 x 50 x 45 cm.

280

FN03

Fixed table and two stools



A table and two stools are made from pinewood with the thickness of 45 mm. Saving the space, they are fixed to the wall and floor. Their dimensions (W x L x H): Table: 60 x 80 x 80 cm; Stool: 40 x 50 x 45 cm.

280

FN04

Longer table and two benches



A table and 2 benches are made from pinewood with the thickness of 45 mm. They are not fixed to the wall and floor therefore can be easily lifted to the other place and used as preferred. The width of the table: 60 cm, bench - 40 cm, other dimensions may vary depending on the model chosen.

340

EW01

Extra inside wall



The wall is made from pinewood with the thickness of 46 mm. Extra wall may be useful for providing a customer tailored solution and making one's interior more unique and comfortable.

580

FURNITURE

PRODUCT CODE	PRODUCT NAME	PRODUCT IMAGE	SPECIFICATION	PRICE in EUR, EXW, EXCL. VAT
FBC001	Big closet		<i>Big closet is made from pinewood. The width of the closet: 800 mm, Height: 1867 mm, Length: 690 mm. Thickness of the wood: 18 mm. Panels are produced of solid or finger joint lamellas that are radial or tangential grain. Adhesive bonding using modifier D4 is according to DIN EN 204.</i>	2080
FCD001	Cabinet with drawers		<i>Cabinet with drawers is made from pinewood. The width of the cabinet: 599 mm, Height: 752 mm, Length: 593 mm. Top drawer height: 140 mm, bottom drawer height: 303 mm. Thickness of the wood: 18 mm. Panels are produced of solid or finger joint lamellas that are radial or tangential grain. Adhesive bonding using modifier D4 is according to DIN EN 204.</i>	780
FCFH001	Cabinet for hotplate		<i>Cabinet for hotplate is made from pinewood. The width of the cabinet: 600 mm, Height: 752 mm, Length: 593 mm. Top drawer height: 140 mm, bottom drawer height: 608 mm. Thickness of the wood: 18 mm. Panels are produced of solid or finger joint lamellas that are radial or tangential grain. Adhesive bonding using modifier D4 is according to DIN EN 204.</i>	520

FCFF001 Cabinet for fridge



Cabinet for fridge is made from pinewood. The width of the cabinet: 631 mm, Height: 752 mm, Length: 593 mm. Thickness of the wood: 18 mm. Panels are produced of solid or finger joint lamellas that are radial or tangential grain. Adhesive bonding using modifier D4 is according to DIN EN 204.

520

FCFS001 Cabinet for sink



Cabinet for sink is made from pinewood. The width of the cabinet: 600 mm, Height: 752 mm, Length: 593 mm. Thickness of the wood: 18 mm. Panels are produced of solid or finger joint lamellas that are radial or tangential grain. Adhesive bonding using modifier D4 is according to DIN EN 204.

520

FCFS002 WC cabinet for sink



WC cabinet for sink is made from pinewood. The width of the cabinet: 513 mm, Height: 690 mm, Length: 590 mm. Thickness of the wood: 18 mm. Panels are produced of solid or finger joint lamellas that are radial or tangential grain. Adhesive bonding using modifier D4 is according to DIN EN 204.

390

FTWL

Table with
wooden legs

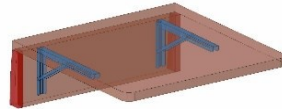


Table is made from pinewood. The width of the table: 1200 mm, Height: 750 mm, Length: 800 mm. Thickness of the wood: 30 mm. Panels are produced of solid or finger joint lamellas that are radial or tangential grain. Adhesive bonding using modifier D4 is according to DIN EN 204.

390

FFT001

Folding table



Folding table is made from pinewood. The width of the table: 600 mm, Length: 600 mm. Thickness of the wood: 30 mm. Panels are produced of solid or finger joint lamellas that are radial or tangential grain. Adhesive bonding using modifier D4 is according to DIN EN 204.

160

FSBSS001

Swinging bench
with storage
space

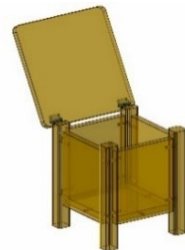


Swinging bench with storage space is made from pinewood. The width of the bench: 600 mm, Total height: 827 mm, Bench height: 450 mm, Bench thickness: 30 mm, Length: 400 mm. Thickness of the wood: 18 mm. Panels are produced of solid or finger joint lamellas that are radial or tangential grain. Adhesive bonding using modifier D4 is according to DIN EN 204.

390

FSFC001




Small folding
chair








Small folding chair is made from pinewood. The width of the chair: 350 mm, Height: 450 mm, Length: 350 mm. Thickness of the wood: 18 mm. Panels are produced of solid or finger joint lamellas that are radial or tangential grain. Adhesive bonding using modifier D4 is according to DIN EN 204.

260

HOME APPLIANCES AND OTHER ITEMS

PRODUCT CODE	PRODUCT NAME	PRODUCT IMAGE	SPECIFICATION	PRICE in EUR, EXW, EXCL. VAT
FHOT01	Hotplate		<i>Ceramic hotplate with 2 glass ceramic areas, Child Lock. Residual heat indicator, Function Stop & Go and Automatic shutdown system. Installation is included in the price</i>	380
FIF01	Integrated fridge		<i>Built-in refrigerator without freezer, A + Energy class. Mechanical control, with transparent drawers, Capacity: 130 l, Fridge defrosting: Automatic, Noise (dB (A) re 1pw): 38, Climate Class: SN-N-ST-T. Installation is included in the price</i>	640
FSINK01	Sink in kitchen with crane		<i>Sink in the kitchen from stainless steel, Surface resistant to scratches, easy to clean.</i>	260


FSINK02	Sink in WC with crane		Sink in WC is made of ceramic with water spill protection and opening for faucet.	180
FBUS01	Connected and installed boiler under the sink		Vertical electric water heater 10 l, Power: 1500 W, Voltage: 220V, Water heating up to + 45C - 25 min., The maximum water heating temperature is up to + 75C, Net weight (without water filling) - 5.9 kg. Instalation is included in the price	240
FT01	Toilet		The toilet includes connections to the drain system, water supplies, a single lowering mechanism and the cover. The available color is classic white	440
LIN01	Linoleum		Useful layer thickness: 0.6mm. Material: Polyvinyl chloride (PVC). Strong plus. Pattern: Abstract, geometric. Price with mounting work 10euro / 1 m ²	20
DB01	Decoration boards		From glued pinewood. If chosen 2,4 m width pod, please add 50 EUR If chosen 3,0 m width pod, please add 70 EUR If chosen 2,4 m width insulated pod, please add 100 EUR If chosen 3,25 m width insulated pod, please add 150 EUR	110- 330

KIDS HUT



KIDS HUT

PLAYHOUSE FOR CHILDRENS

PRODUCT CODE	PRODUCT NAME	PRODUCT IMAGE	STANDARD SET	SPECIFICATION	PRICE in EUR, EXW, EXCL. VAT
KHM	Kids hut "Meta"		<p><i>Straight walls</i></p> <p><i>Roof covered with bitumen shingles</i></p> <p><i>Door with wooden handle</i></p> <p><i>Floor made from 28 mm impregnated decking boards</i></p> <p><i>Slide</i></p> <p><i>Swing</i></p>	<p>Height: 2955 mm</p> <p>Length: 2090 mm</p> <p>Width: 1800 mm</p> <p>Timber: Pinewood</p> <p>Inside area: 2.5 m²</p> <p>Protective fence: 645 x 50 x 50 mm</p> <p>Handrail: 120 x 50 mm</p> <p>Lower frame: 140 x 100 mm</p> <p>Step: 190 x 50 mm</p> <p>Hut length: 1371 mm</p> <p>Door: 700 x 360 mm</p> <p>Window: 250 x 300 mm</p> <p>Floor thickness : 28 mm</p> <p>Wall thickness: 45 mm</p> <p>Slide length: 2196 mm</p> <p>Slide width: 600 mm</p> <p>Swing height: 2293 mm</p> <p>Swing length: 2988 mm</p> <p>Swing width: 2273 mm</p>	1920

Note:

Without slide -120EUR

Without swing -240EUR

ELECTRICITY for the CAMPING PODS

ELECTRICITY

ELECTRICITY FOR CAMPING PODS & BUSES

PRODUCT CODE	PRODUCT NAME	PRODUCT IMAGE	SPECIFICATION	PRICE in EUR, EXW, EXCL. VAT
SC01	Single Socket	 A single white electrical socket with two round holes, mounted on a light-colored wooden wall.	<i>If preferred hermetic socket, extra 20 EUR.</i>	110
SC02	Double Socket	 A double white electrical socket with two round holes, mounted on a light-colored wooden wall.	<i>For further additional socket, extra 10 EUR. If preferred hermetic socket, extra 20 EUR.</i>	120
SW01	Single Switch	 A single white electrical switch with a rectangular rocker, mounted on a light-colored wooden wall.		110

SW02

Double Switch



130

FPN01

Fuses Panel



220

CB01

Cable for 1 Lamp



40

LL02

1 LED Lamp




80

MODERN SAUNA



MODERN SAUNA

PRODUCT CODE	PRODUCT NAME	PRODUCT IMAGE	STANDARD SET	SPECIFICATION	PRICE in EUR, EXW, EXCL. VAT
MS23001	Modern Sauna 2,3 m x 2,3 m		<p><i>Insulated floor panels</i></p> <p><i>Insulated wall panels</i></p> <p><i>Sauna benches</i></p> <p><i>Double glazed heat resistant panoramic window</i></p> <p><i>Heat-resistant plates for the heater/stove</i></p> <p><i>Door with double glazed window, wooden handle and the lock</i></p> <p><i>Insulated roof panels covered with bituminous roofing membranes</i></p>	<p>Inside area: 4,1 m²</p> <p>Size: 2-3 people</p> <p>Structural framework: Pinewood</p> <p>Height: 2592 mm</p> <p>Floor: OSB from outside: 10 mm; Pine panelling from inside: 14 mm; Insulated floor thickness: 158 mm</p> <p>Wall: Pine panelling from outside: 18 mm; Black alder/linden panelling from inside: 14 mm; Insulated wall thickness: 145 mm</p> <p>Door: glued pine, double glazed, inside sauna glass is tempered: 690 x 1800 mm</p> <p>Sauna panoramic window: double glazed, inside sauna glass is tempered: 1620 x 1600 mm</p> <p>Roof: 10 mm OSB from outside and 14 mm inside black alder/linden panelling with 100 mm stone wall insulation in between, covered with dark brown bituminous roofing membranes</p>	7300

MS34001

Modern Sauna
2,3 m x 3,4 m



Insulated floor panels
Insulated wall panels
Sauna benches
Double glazed heat resistant window
Heat-resistant plates for the heater/stove
Wooden entrance door with tempered double-glazed window, stainless steel door handle, and the lock
Insulated roof panels covered with bituminous roofing membranes
**If chosen sauna panoramic window 1620 x 1600 mm instead of sauna window 420 x 1220 mm please add 150 EUR to sauna price*

Inside area: 6,0 m²

Size: 2-4 people

Structural framework: Pinewood

Height: 2584 mm

Entrance door: glued pine, double glazed: 690 x 1800 mm

Inside door: tempered tinted glass door: 620 x 1750 mm

Sauna window: tempered glass 420 x 1220 mm

Changing room:

Floor: OSB from outside: 10 mm; Pine flooring from inside: 28 mm; Insulated floor thickness: 158 mm

Wall: Pine panelling from outside: 18 mm; Pine panelling from inside: 14 mm; Insulated wall thickness: 145 mm

Roof: 10 mm OSB from outside and 14 mm inside pine panelling with 100 mm stone wool insulation in between, covered with dark brown bituminous roofing membranes

Sauna:

Floor: OSB from outside: 10 mm; Pine flooring from inside: 28 mm; Insulated floor thickness: 158 mm

Wall: Pine panelling from outside: 18 mm; Black alder/linden panelling from inside: 14 mm; Insulated wall thickness: 145 mm

Roof: 10 mm OSB from outside and 14 mm inside alder/linden panelling with 100 mm stone wool insulation in between, covered with dark brown bituminous roofing membranes

8800

Note:

Modern Sauna can be delivered assembled or KIT (flat-pack)
