



PLATFORM FEATURES

1 Health Source LLC, a leader in advanced wound care solutions, has introduced the GoMeds platform, enabling clinicians to prescribe medications for cash-pay patients at a significant discount—typically around 40% less than retail pharmacy prices. GoMeds offers cost-effective access to both brand-name and generic prescriptions, with the added convenience of direct-to-door delivery at no extra charge.

In today's economy, consumers are increasingly seeking ways to maximize their healthcare dollars. GoMeds provides an unmatched combination of affordability and convenience, addressing a critical need in the U.S. healthcare market. **There are no monthly nor annual fees for Clinicians nor Patients.**

PLATFORM SUMMARY

- Once we create the Clinician's profile we will email their login credentials.
- The Clinician will enter each Patient's profile information then select from a drop down menu of the prescription(s).
- The software will generate the electronic prescription which is saved and uploaded by the Clinician.
- Payment is sent to GoMeds / 1 Health Source LLC via ACH.
- Once the Pharmacy receives the electronic prescription they will begin to fill the request.
- Prior to the Pharmacy shipping the prescription, the Patient is called to confirm if they need to speak with the Pharmacist to address any questions.
- The patient will then receive an email including the tracking information.
- Once delivered to the Patient, the Patient will be required to sign for the shipment.
- Certain prescriptions may require temperature-controlled, monitored packaging or GPS tracking due to their high value. These additional measures are included in the price at no extra cost.



GETTING STARTED


STEP 1:

GoMeds will provide each Clinician with their Login Credentials. They will be sent via email.



STEP 2:

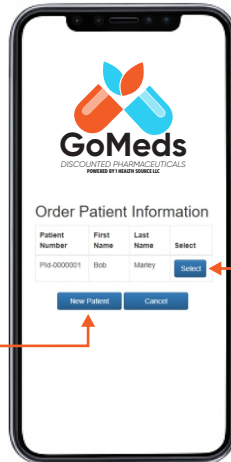
The Clinician will enter the Patient's information that will be stored on our HIPPA-Compliant platform.



The Clinician will be able to pull up a list of the Patients that have been entered in the GoMeds platform for future prescription orders.

STEP 3:

The Clinician will **SELECT** the Patient from the list of that they have already entered. They have an option from this screen to enter a **NEW PATIENT** as well.

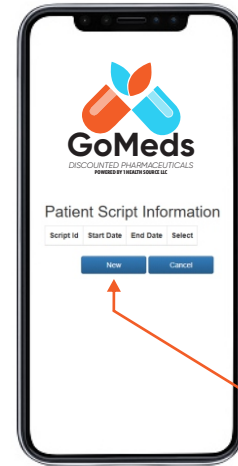


GoMeds
DISCOUNTED PHARMACEUTICALS
POWERED BY HEALTH SOURCE LLC

Order Patient Information

Patient Number	First Name	Last Name	Select
Pts-0000001	Bob	Marley	Select

New Patient Cancel



GoMeds
DISCOUNTED PHARMACEUTICALS
POWERED BY HEALTH SOURCE LLC

Patient Script Information

Script Id	Start Date	End Date	Select
-----------	------------	----------	--------

New Cancel

Next, the Clinician will select **NEW**.



GoMeds
DISCOUNTED PHARMACEUTICALS
POWERED BY HEALTH SOURCE LLC

Patient Script Information

Script Id	Start Date	End Date	Select
ScriptId-0000006	3/26/2025	4/25/2025	Select

New Cancel

The Clinician will be able to review old prescriptions as well create new prescriptions from the same screen.

STEP 4:

The Clinician now enters the prescription.

GoMeds
DISCOUNTED PHARMACEUTICALS
POWERED BY 1 HEALTH SOURCE LLC

Prescription Information

Patient Name
Bob Marley

Patient Phone
212-984-4875

Patient Address
123 Sandy Drive

Patient City
Frisco

Patient State
TX

Patient Zip Code
75033

Pharmacist
Pharmacist Name

Prescription Drug
Ozempic

Instructions

Instructions

Doctor First Name
Jonathan

Doctor Last Name
Kilbum

License Number
348975AN

Phone
12145073486

Fax
Fax Number

Address
12396 Folsom Drive

City
Frisco

State
TX

Zip Code
75033

Start Date
03-26-2025

End Date
04-25-2025

Number of Refills
Number of Refills

Script Image
GENERATE

Choose File No file chosen

Consent
☐

*I Consent To Using Electronic Signatures

Signature
Signature

SAVE CANCEL


Now that the prescription is entered it's time to **GENERATE** and electronic version of the prescription.

Once you have generated it through the platform save it locally on your device then upload it to GoMeds here.



STEP 5:

The Clinician now completes the order and can either send the ACH to 1 Health Source at this time or they can choose to send one ACH at the end of the day for all of the prescriptions. The Clinician will be paid by the patient while they are at the Clinician's office in the same manner they would be paying for the prescription at the pharmacy.



Prescription Information

Patient Number	First Name	Last Name	Address	City	State	Zip
PIG-0000001	Bob	Marley	123 Sandy Drive	Frisco	TX	75033

Script Id	Start Date	End Date	Filled
ScriptId-0000006	3/26/2025	4/25/2025	<input type="checkbox"/>

Product
Ozempic


Price

Dosage
4 mg

Quantity
2

Total Price

Once entered, Select **SAVE**.



Prescription Information

Patient Number	First Name	Last Name	Address	City	State	Zip
PIG-0000001	Bob	Marley	123 Sandy Drive	Frisco	TX	75033

Script Id	Start Date	End Date	Filled
ScriptId-0000006	3/26/2025	4/25/2025	<input type="checkbox"/>

Product
Ozempic

Price

Dosage
4 mg

Quantity
2

Total Price

Select **SEND ORDER**.

Instructions for how to send the ACH to 1 Health Source will be emailed to the Clinician the same time they receive their login credentials.

Orders will be submitted for processing by the Pharmacy once payment is received by the Clinician.