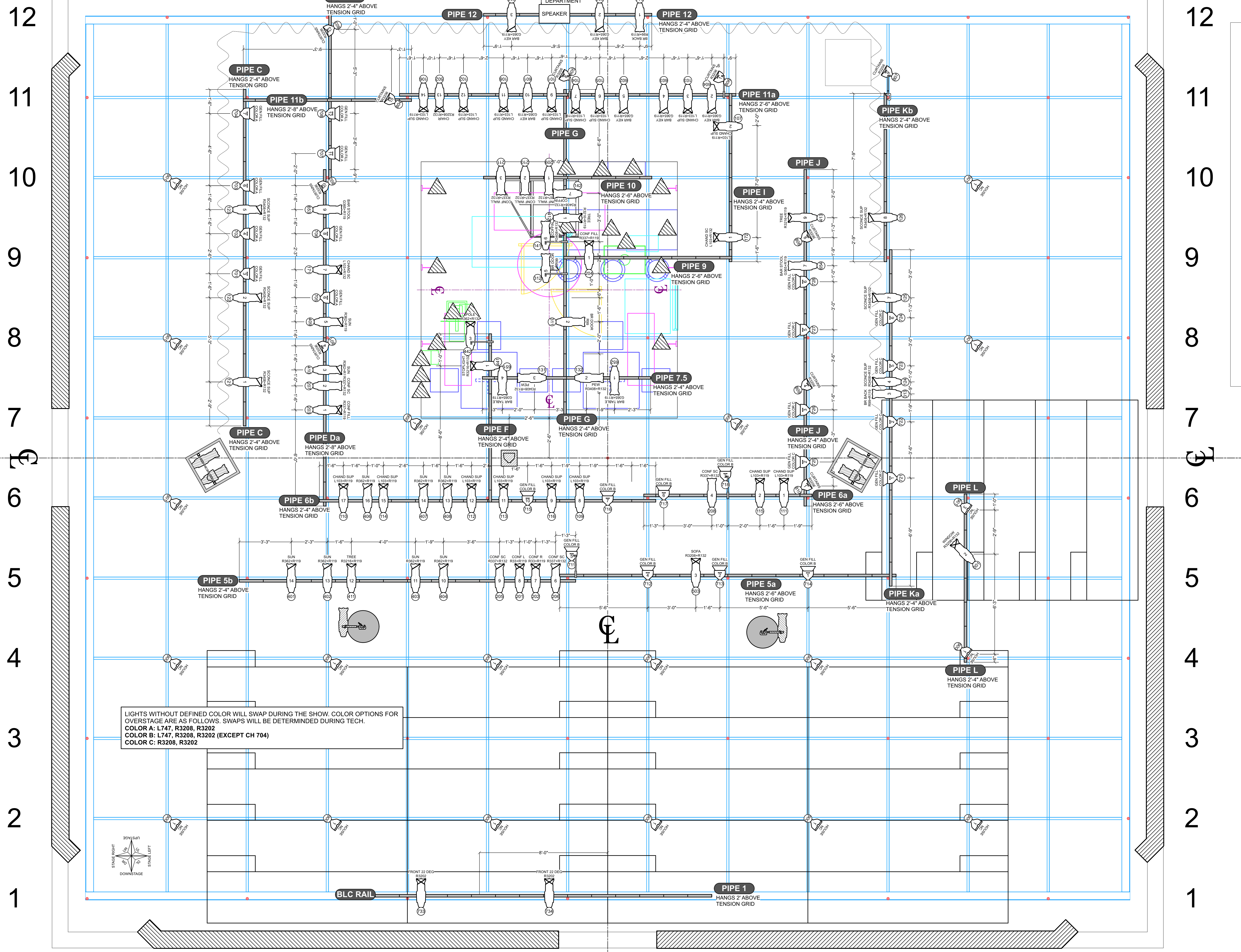
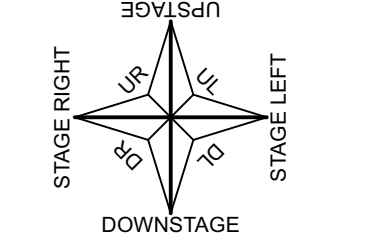


A B C D E F G H I J K L M N  
NORTH EAST SOUTH EAST



LIGHTS WITHOUT DEFINED COLOR WILL SWAP DURING THE SHOW. COLOR OPTIONS FOR OVERSTAGE ARE AS FOLLOWS. SWAPS WILL BE DETERMINED DURING TECH.  
COLOR A: L747, R3208, R3202  
COLOR B: L747, R3208, R3202 (EXCEPT CH 704)  
COLOR C: R3208, R3202



THIS SPACE TAKEN BY SCENIC ELEMENTS OFFSTAGE

**KEY**

- ETC S4 19 @ 575w
- ETC S4 26 @ 575w
- ETC S4 36 @ 575w
- ETC S4 50 @ 575w
- ETC S4 PARNEL @ 750w
- ETC S4 MFL PAR @ 750w
- ETC S4 WFL PAR @ 750w
- ETC S4 XWFL PAR @ 575w
- PRACTICAL
- PRACTICAL HUNG BELOW TENSION GRID
- LED TAPE, RGBW
- 12" SIDE ARM
- 7.5" BARNDOOR

**LABEL LEGEND**

Purpose  
Unit Number  
Change

**NOTES**

- ALL LIGHTS ON 1'-6" CENTERS UNLESS OTHERWISE NOTED
- PLEASE HAVE BLACK WRAP AND BLACK TAP AVAILABLE FOR MASKING
- PLEASE HAVE EXTRA CUTS OF R119 AND R132 IN BOTH 6.25" AND 7.5" SQUARES FOR FOCUS
- PLEASE HAVE FOCUS TAPE WITH EVERY 4' MARKED
- PURPLE CENTER LINES DENOTE CENTER OF PLAYING SPACE
- ALL HOUSE LIGHTS THAT ARE ON SIDARMS TO BE HUNG 2'-4" ABOVE STEEL GRID
- WEAR A MASK AT ALL TIMES WHILE IN THE THEATRE

UNIVERSITY OF NORTH CAROLINA  
**SCHOOL OF THE ARTS**  
PRESENTS



**OUR LADY OF 121ST STREET**  
STEPHEN ADLY GUIRGIS  
CATAWBA THEATRE

**PRODUCTION TEAM**

DIRECTOR: CARL FORSMAN  
LIGHTING DESIGN: MAGGIE TUROFF  
SCENE DESIGN: LIZBETH RAMIREZ  
SOUND DESIGN: GRAYSON MORENO  
ASSISTANT LD: MALCOLM FOSTER  
PROD. ELECTRICIAN: JACOB RODGERS  
HEAD ELECTRICIAN: PETKO NOVOSAD

LIGHTING DESIGN BY MAGGIE TUROFF  
846.464.3048 | MAGGIE@TUROFFDESIGN.COM

This drawing represents visual concepts and construction suggestions only. It does not include the knowledge and advice of a licensed professional engineer. The designer is not qualified to determine the structural or electrical appropriateness of the design and will not assume responsibility for improper engineering or construction methods. It is the responsibility of the contractor to verify all dimensions and materials used. The drawing is prepared and revised only for the particular production and is not to be used for any other purpose without written permission.

**REVISION HISTORY**

A	3/2/21	ROUGH PLOT
B	3/10/21	FINAL PLOT
C	3/29/21	REVISED FINAL PLOT
D	4/7/21	REVISED PLOT FOR TECH
E	4/12/21	CONF MOVE UPDATED

**OVERSTAGE**

FILE:	OL121_LP_3.10.wxp	PLATE	1
DATE:	04/16/2021	REV:	E
SCALE:	1/2" = 1'-0"	DRAFTED:	MKT

OF 3

A B C D E F G H I J K L M N  
NORTH WEST SOUTH WEST



# SET ELECTRICS DETAIL

NOT TO SCALE

## CHANDELIER



SOURCE: PROPS STORAGE  
LAMP: FROSTED 60w 120v A-BASE  
CHANNEL: 7  
DIMENSIONS: 2' - 1" X 2' - 1"

## SCONCES (7)



SOURCE: PURCHASED  
LAMP: FROSTED 60w 120v A-BASE  
CHANNELS: 1-6  
DIMENSIONS: ???  
\*SIX USED, ONE SPARE

## LAMP



SOURCE: PROPS BUILD  
LAMP: PROVIDED  
CHANNEL: 9  
DIMENSIONS: ???

## CROSSWALK SIGN



SOURCE: PROPS BUILD  
LAMP: MAY NEED WHITE AND RED LEDS  
CHANNEL: 14, 15  
DIMENSIONS: 0'-10" (Wide) x 1'-2" (Tall)  
\*PLEASE MAKE EACH OF THE TWO COMPONENTS INDIVIDUALLY CONTROLLABLE

## STOPLIGHT



SOURCE: PROPS STORAGE  
LAMP: PROVIDED  
CHANNELS: 1-3  
DIMENSIONS: 1' - 0" x 4' - 6"  
\*PLEASE MAKE EACH LIGHT BE CONTROLLABLE SEPARATELY

## PUB TABLE LAMP (3)



SOURCE: PROPS STORAGE  
LAMP: UNFROSTED 40W A-BASE  
CHANNEL: 1  
DIMENSIONS: 1' - 3 1/2" x 7.5"

## BUD DRY DRAFT SIGN



SOURCE: PURCHASED  
LAMP: NEON  
CHANNEL: 11  
DIMENSIONS: 1' X 3'

## PABST SIGN



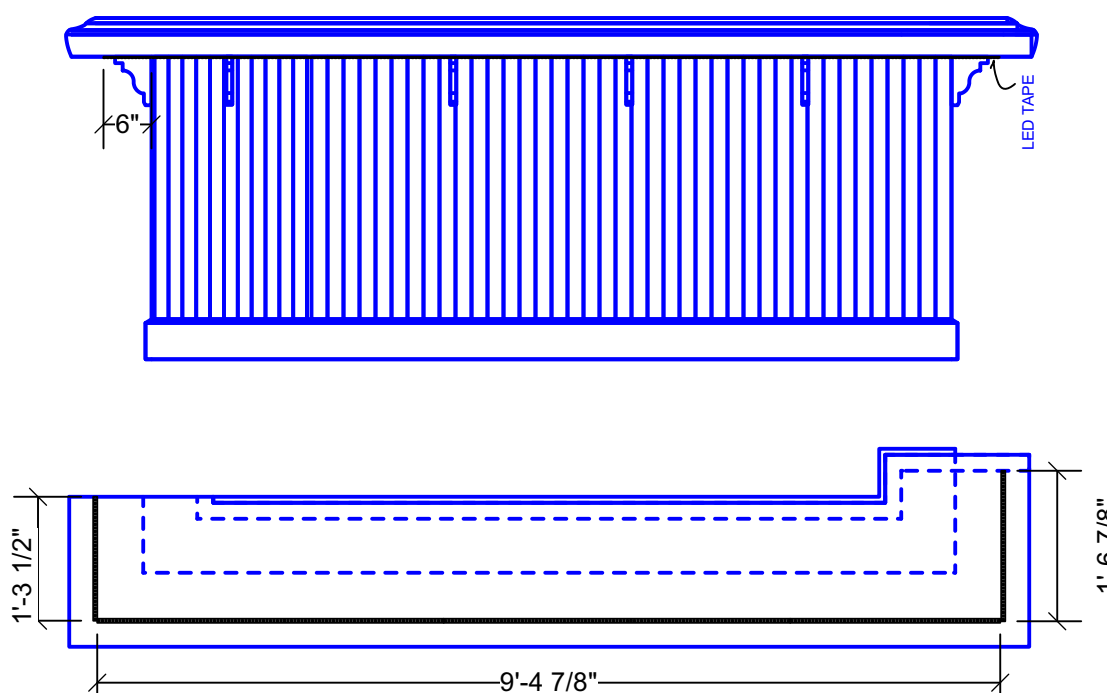
SOURCE: PURCHASED  
LAMP: NEON  
CHANNEL: 12  
DIMENSIONS: ???

## CORONA SIGN



SOURCE: PROPS STORAGE  
LAMP: NEON  
CHANNEL: 13  
DIMENSIONS: ???

## UNDER BAR LED TAPE



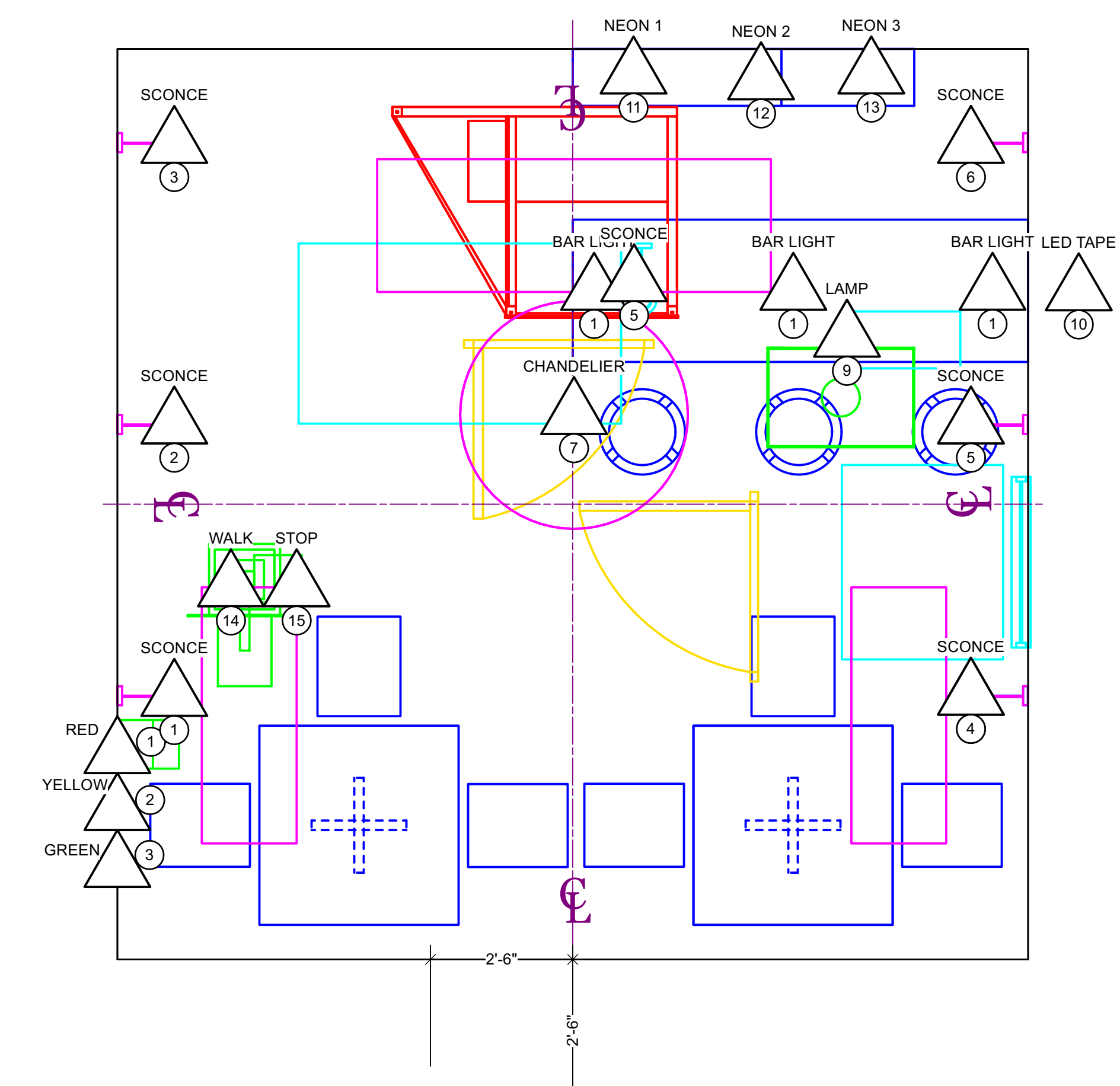
SOURCE: UNCSA E-SHOP  
LAMP: RGB TAPE  
CHANNEL: 10  
TOTAL DISTANCE: 13' - 3 1/4"

# HANGING ELECTRICS

SET ELECTRICS CHANGE SCENE BY SCENE.

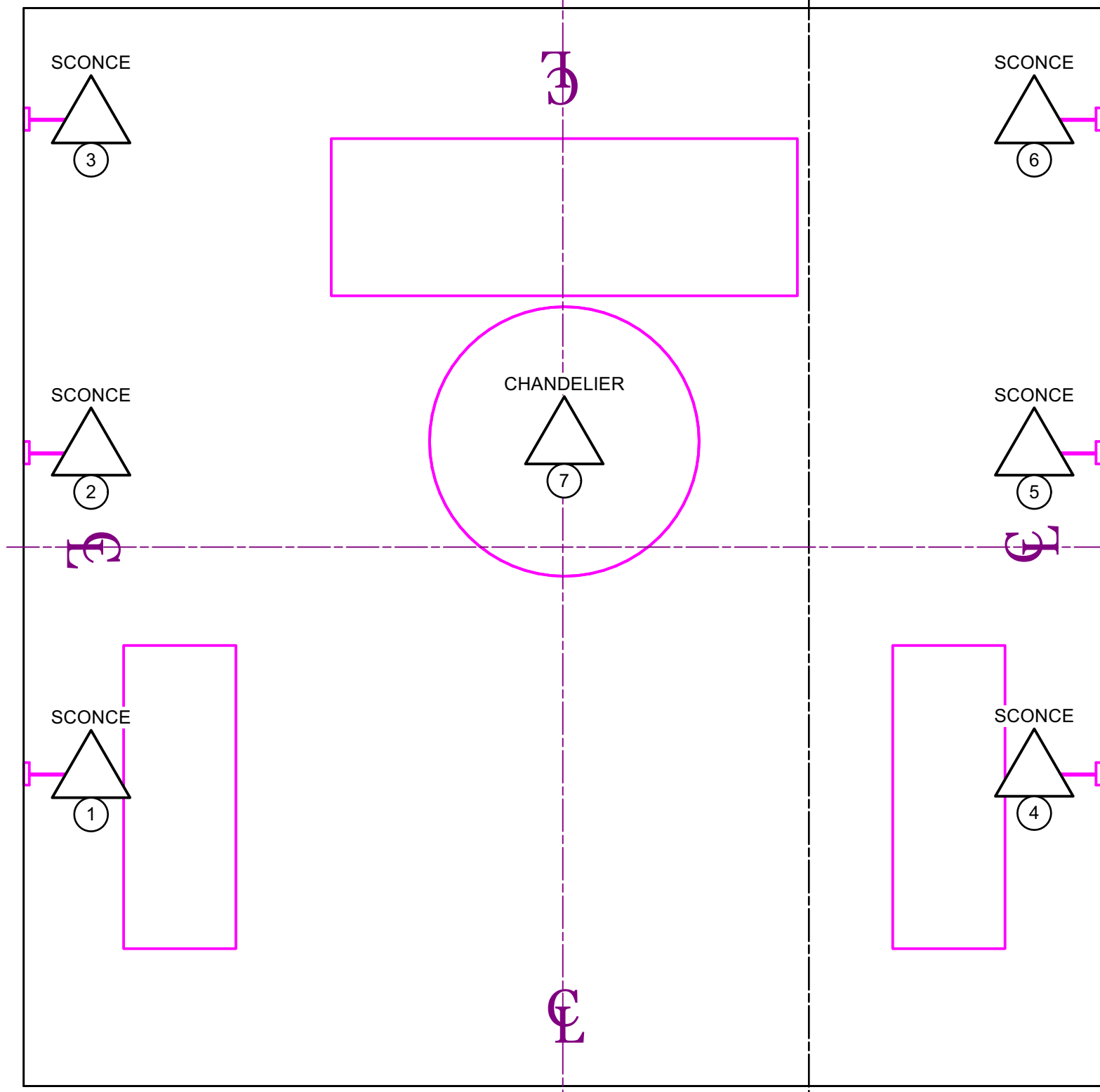
CHANNELS 1 THROUGH 7 ARE POWERING ALL HANGING ELECTRICS.

CHANNELS 9 THROUGH 15 ARE POWERING ALL GROUND ELECTRICS.



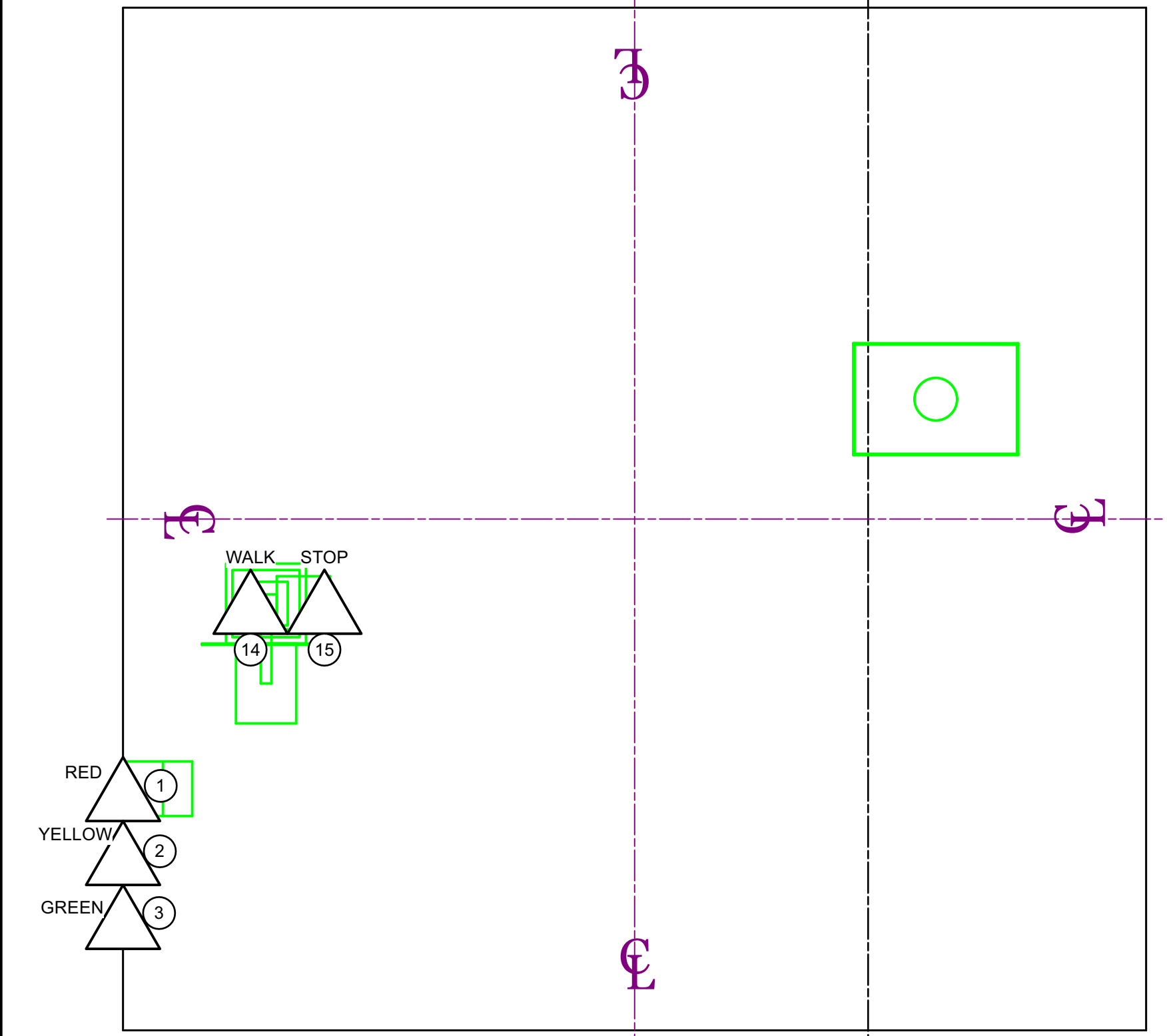
## MAIN VIEWING ROOM ELECTRICS

SCENE 1.1, 2.3



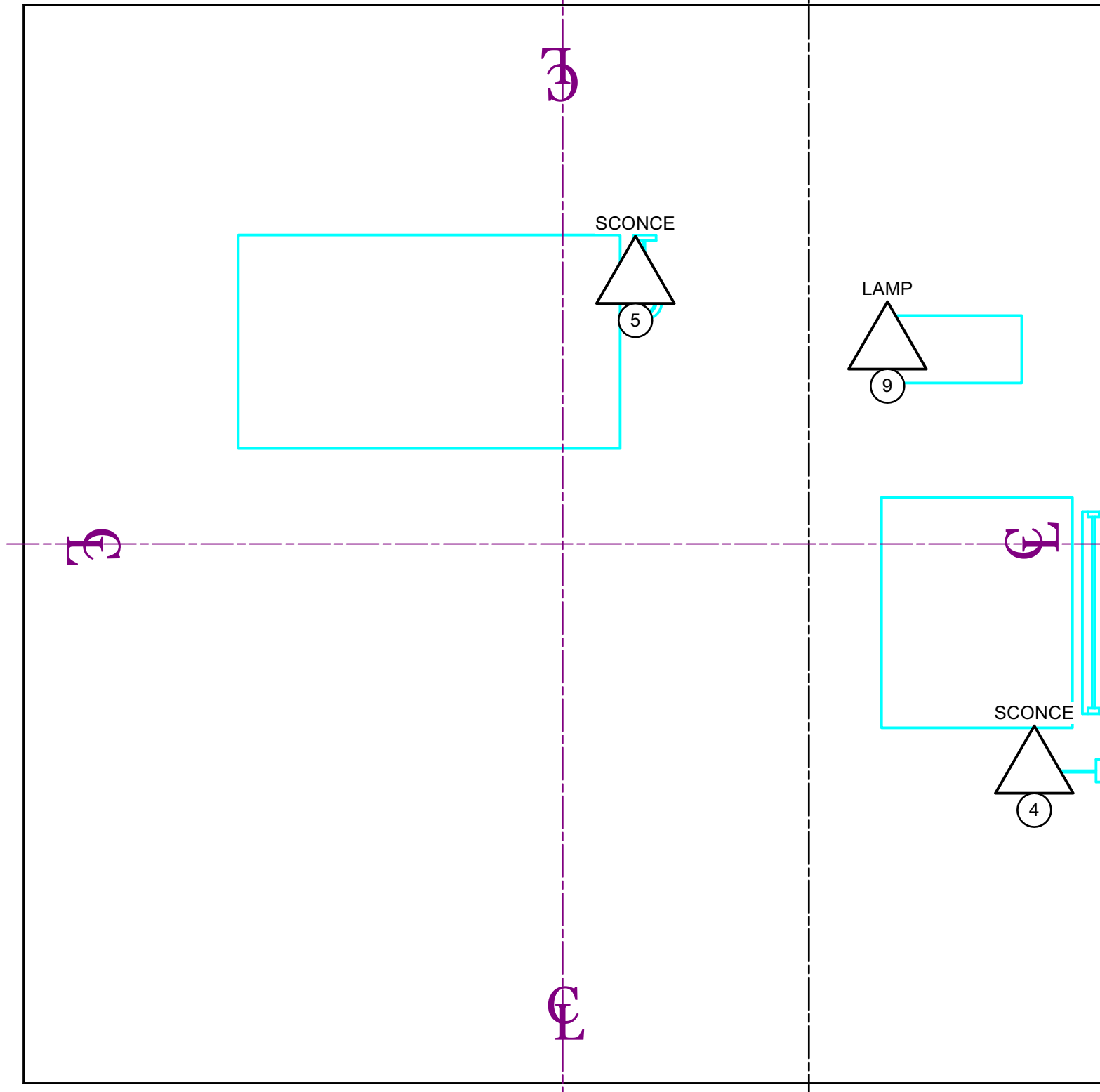
## OUTSIDE ON STREET ELECTRICS

SCENE 1.4



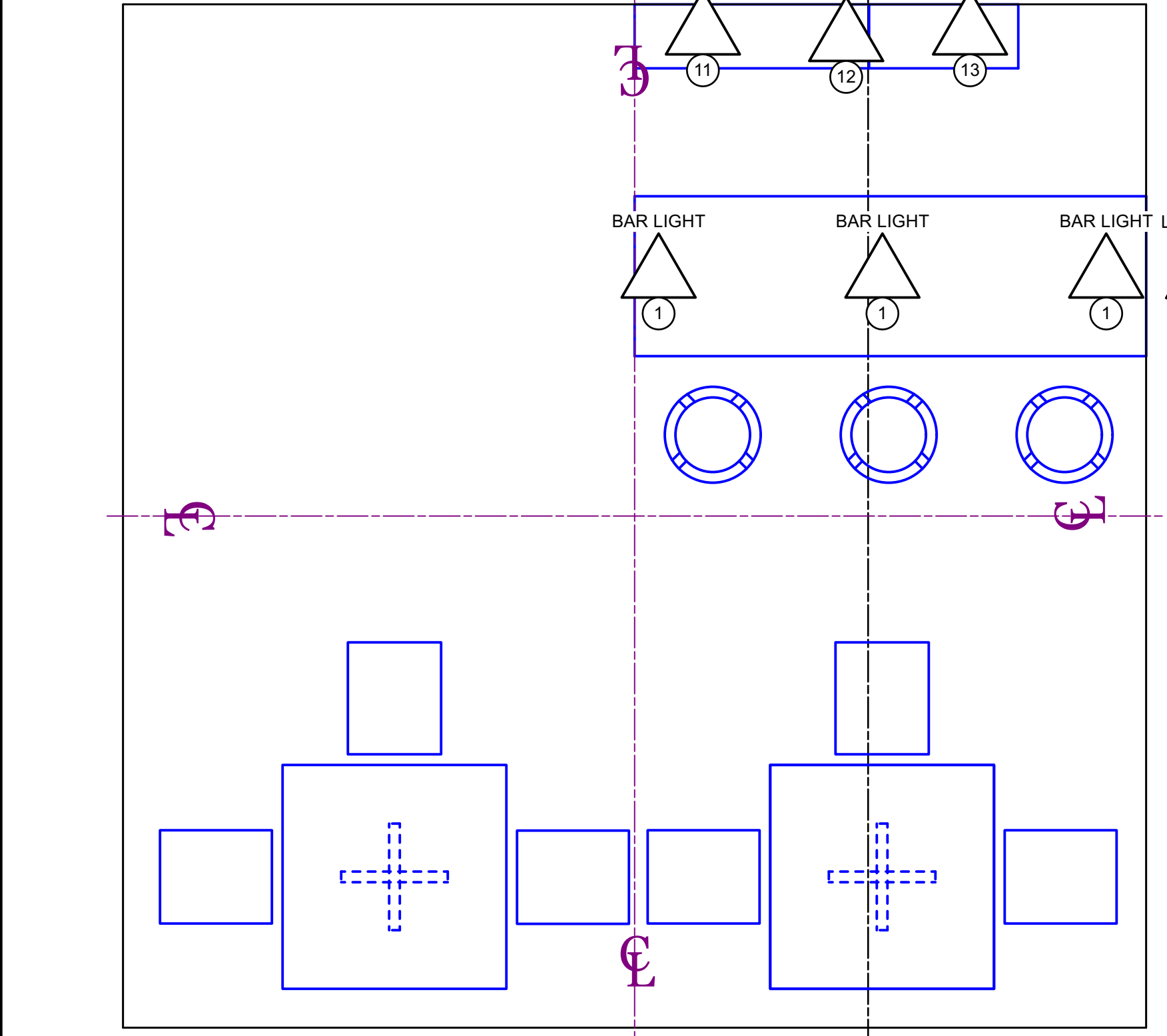
## FUNERAL HOME WAITING ROOM ELECTRICS

SCENE 1.5



## BAR ELECTRICS

SCENE 1.6, 2.1, 2.1



KEY	
	ETC S4 19 @ 575w
	ETC S4 26 @ 575w
	ETC S4 36 @ 575w
	ETC S4 50 @ 575w
	ETC S4 PARNEL @ 750w
	ETC S4 MFL PAR @ 750w
	ETC S4 WFL PAR @ 750w
	ETC S4 XWFL PAR @ 575w
	PRACTICAL
	PRACTICAL HUNG BELOW TENSION GRID
	LED TAPE, RGBW
	12' SIDE ARM
	7.5' BARDOOR

LABEL LEGEND	
	Purpose
	Unit Number
	Channel

- NOTES**
- ALL LIGHTS ON 1'-6" CENTERS UNLESS OTHERWISE NOTED
  - PLEASE HAVE BLACK WRAP AND BLACK TAP AVAILABLE FOR MASKING
  - PLEASE HAVE EXTRA CUTS OF R119 AND R132 IN BOTH 6.25" AND 7.5" SQUARES FOR FOCUS
  - PLEASE HAVE FOCUS TAPE WITH EVERY 4' MARKED
  - PURPLE CENTER LINES DENOTE CENTER OF PLAYING SPACE
  - ALL HOUSE LIGHTS THAT ARE ON SIDEARMS TO BE HUNG 2'-4" ABOVE STEEL GRID
  - WEAR A MASK AT ALL TIMES WHILE IN THE THEATRE

UNIVERSITY OF NORTH CAROLINA  
**SCHOOL OF THE ARTS**

PRESENTS



**OUR LADY OF 121ST STREET**  
STEPHEN ADLY GUIRGIS  
CATAWBA THEATRE

PRODUCTION TEAM	
DIRECTOR:	CARL FORSMAN
LIGHTING DESIGN:	MAGGIE TUROFF
SCENE DESIGN:	LIZBETH RAMIREZ
SOUND DESIGN:	GRAYSON MORENO
ASSISTANT LD:	MALCOLM FOSTER
PROD. ELECTRICIAN:	JACOB RODGERS
HEAD ELECTRICIAN:	PETKO NOVOSAD

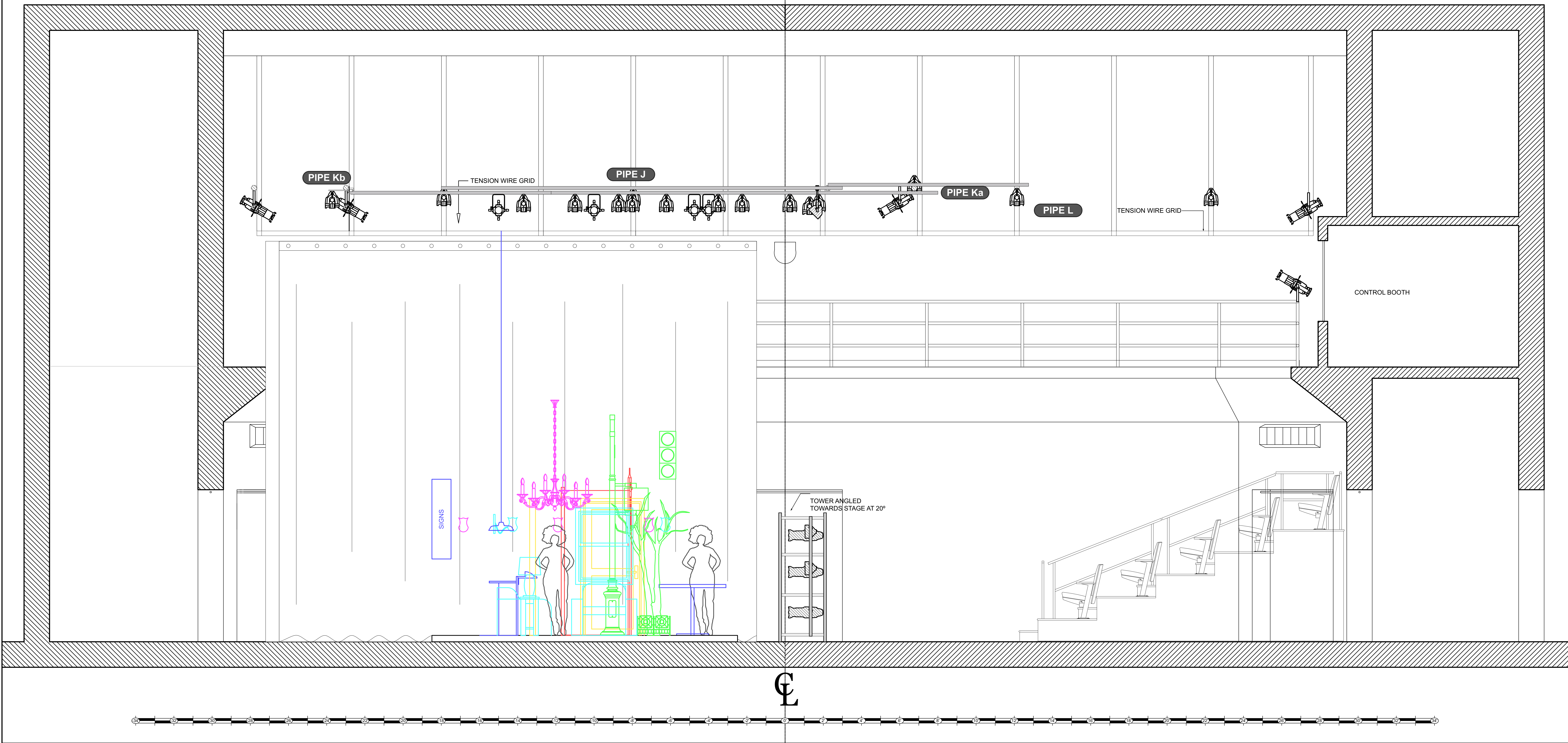
LIGHTING DESIGN BY MAGGIE TUROFF  
845.464.3048 | MAGGIE@TUROFFDESIGN.COM

REVISION HISTORY	
A	3/2/21 ROUGH PLOT
B	3/10/21 FINAL PLOT
C	3/29/21 REVISED FINAL PLOT
D	4/7/21 REVISED PLOT FOR TECH

SET ELECTRICS	
FILE: OL121_LP_3.10.wxp	PLATE
DATE: 04/16/2021	REV: E
SCALE: 1/2" = 1'-0"	DRAFTED: MKT



12 11 10 9 8 7 6 5 4 3 2 1



**KEY**

- ETC S4 19 @ 575w
- ETC S4 26 @ 575w
- ETC S4 36 @ 575w
- ETC S4 50 @ 575w
- ETC S4 PARNEL @ 750w
- ETC S4 MFL PAR @ 750w
- ETC S4 WFL PAR @ 750w
- ETC S4 XWFL PAR @ 575w
- PRACTICAL
- PRACTICAL HUNG BELOW TENSION GRID
- LED TAPE, RGBW
- 12" SIDE ARM
- 7.5" BARNDOOR

**LABEL LEGEND**

Purpose  
Unit Number  
Control

**NOTES**

- ALL LIGHTS ON 1'-6" CENTERS UNLESS OTHERWISE NOTED
- PLEASE HAVE BLACK WRAP AND BLACK TAP AVAILABLE FOR MASKING
- PLEASE HAVE EXTRA CUTS OF R119 AND R132 IN BOTH 6.25" AND 7.5" SQUARES FOR FOCUS
- PLEASE HAVE FOCUS TAPE WITH EVERY 4' MARKED
- PURPLE CENTER LINES DENOTE CENTER OF PLAYING SPACE
- ALL HOUSE LIGHTS THAT ARE ON SIDEARMS TO BE HUNG 2'-4" ABOVE STEEL GRID
- WEAR A MASK AT ALL TIMES WHILE IN THE THEATRE

UNIVERSITY OF NORTH CAROLINA  
**SCHOOL OF THE ARTS**

PRESENTS

**OUR LADY OF 121ST STREET**

OUR LADY OF 121ST STREET  
STEPHEN ADLY GUIRGIS  
CATAWBA THEATRE

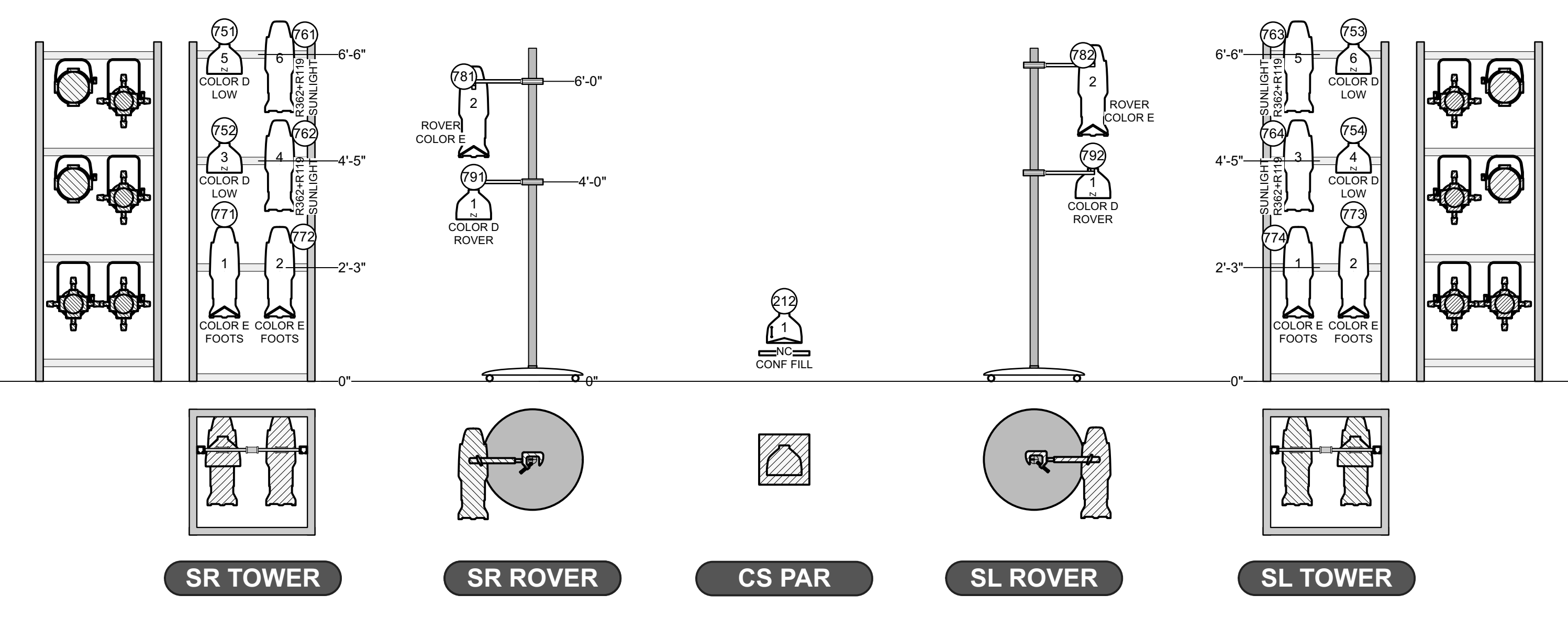
**PRODUCTION TEAM**

DIRECTOR: CARL FORSMAN  
LIGHTING DESIGN: MAGGIE TUROFF  
SCENE DESIGN: LIZBETH RAMIREZ  
SOUND DESIGN: GRAYSON MORENO  
ASSISTANT LD: MALCOLM FOSTER  
PROD. ELECTRICIAN: JACOB RODGERS  
HEAD ELECTRICIAN: PETKO NOVOSAD

LIGHTING DESIGN BY MAGGIE TUROFF  
846.464.3048 | MAGGIE@TUROFFDESIGN.COM

This drawing represents visual concepts and construction suggestions only. It does not include the knowledge and advice of a licensed professional engineer. The designer is not qualified to determine the structural or electrical appropriateness of this design and will not assume responsibility for improper engineering. The user must obtain appropriate local and state fire, safety, energy, and environmental codes. This drawing is prepared and stored electronically for the production and reproduction or use by any other person is strictly prohibited.

**ROVERS AND TOWERS**

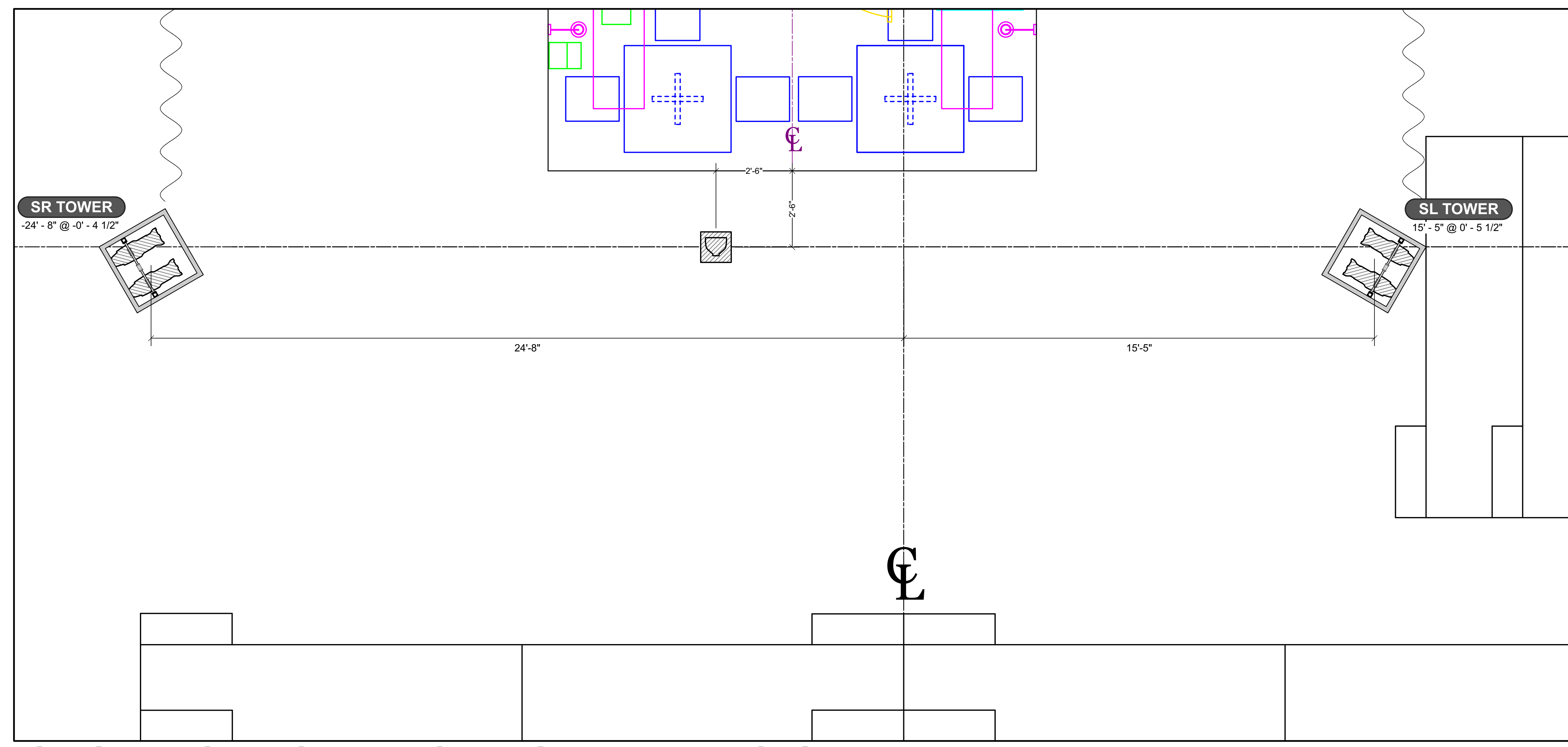


ROVERS SHOULD BE ABLE TO ROVE FROM CL TO THE EDGE OF THE CURTAINS ON RESPECTIVE SIDE.

TOWERS STATIONARY AT A 30 DEGREE ANGLE TOWARDS THE STAGE.

LIGHTS WITHOUT DEFINED COLOR WILL SWAP DURING THE SHOW. COLOR OPTIONS FOR TOWERS/ROVERS ARE AS FOLLOWS. SWAPS WILL BE DETERMINED DURING TECH.

COLOR D: R33, R3208, R3202  
COLOR E: L200+R119, R3202+R119



**REVISION HISTORY**

A	3/2/21	ROUGH PLOT
B	3/10/21	FINAL PLOT
C	3/29/21	REVISED FINAL PLOT
D	4/7/21	REVISED PLOT FOR TECH

**SECTION/ TOWERS**

FILE: OL121_LP_3.10.wxp	PLATE
DATE: 04/16/2021	REV: E
SCALE: 1/2" = 1'-0"	DRAFTED: MKT

**3**  
OF 3