



# Westfield Horticultural Society

affiliated to the Royal Horticultural Society



2025  
Show Schedule  
& Handbook

# 2025 Dates for Your Diary

Save the date and book early to save disappointment

---

2025 Show Schedule delivered: *January 2025*

Willow Obelisk Workshop: *Saturday, 8<sup>th</sup> February 2025, St Peter's Hall, Fairlight*

Valentine Quiz with Supper: *Saturday, 15<sup>th</sup> February 2025, Community Hall*

Talk on all things Bees: *Tuesday, 4<sup>th</sup> March 2025, Bowl's Club*  
*from 6.30-8.30pm. Entrance is free with refreshments and cake*

Spring Show: *Saturday, 5<sup>th</sup> April - Westfield Community Hall*

Tulley's Farm Tulip Festival: *Thursday, 17<sup>th</sup> April 2025 subject to booking*

Self-Drive to Sarah Raven's Garden, Perch Hill: *1<sup>st</sup> May 2025, 1-4pm*

Talk: *June date and subject tba*

Cream Tea : *July subject to booking hall*

RHS Wisley, Woking: *Thursday, 4<sup>th</sup> September 2025*

The flagship garden of the Royal Horticultural Society and one of the great gardens of the world. Leaving from Moor Lane, Westfield at 9:00 am and returning by 6:00pm (traffic permitting). Cost to be advised. Please Email or phone Dave Miles to reserve your place as we are expecting a high demand for places:  
***daveatwhs@gmail.com or 07455 944849***

Autumn Show: *Saturday, 20<sup>th</sup> September – Westfield Community Hall*

Talk: *October – date and subject tba*

Beetle Drive: *Saturday, 8<sup>th</sup> November, Church Hall*

Seasonal Lunch: *The New Inn, Tuesday, 2<sup>nd</sup> December*

AGM: *new date agreed at AGM – moved to Saturday, 7<sup>th</sup> March 2026, at 11am in the Church Hall*

Further dates to be announced. Please ensure you renew your membership so you're on the email list and receive information as soon as it's available.

For more details of any events, please email:  
*westfieldhorticulturalsociety@gmail.com*

# Welcome to the 2025 Show Schedule and Handbook

---

Dear Members,

Welcome to a new year where our expectation is for a better year of weather for us gardeners than we experienced in 2024, which was wet and unsettled for long periods. I was saying a similar thing last year about the weather, so I'm banking on "not three years in a row".

Our Spring and Autumn shows are going from strength to strength with experience we have gained, and our members always coming up trumps by entering the various classes from Vegetables to Flowers, from Crafts to Home Produce which always is an interesting series of classes to enter. The introduction of plant sales at both shows last year were very successful and will continue this year, as will our Free Seed Stand which is very popular with our members and visitors. Please keep donating your spare seeds so that we can continue to offer a good selection.

We were lucky last year to see our membership increase by about 50%. Thank you to all those that joined in 2024, especially those who joined on our return trip from Wisley. Let's hope we continue the upward trend. If you have friends or neighbours that have an interest in gardening or would like to join our society, please pass on our details.

One of the great benefits we get from our membership is a 10% discount (plants only) from four local nurseries, (all details to be found in the monthly newsletter) and I would like to think that you, our members, would take advantage of this offer.

The committee is working hard to increase the variety of events we have during the year in which your participation and support is important in ensuring the Society continues to be successful. If you have any suggestions of events you would like to see in the schedule or get us to arrange, please contact us.

January 1st is when your membership is due for renewal. We have been able to keep the cost the same as last year due to your support in attending our events during the year. Membership/Renewal Application Form can be found at the back of this schedule.

Finally I thank you all for supporting our society, and very special thanks go to our members who help at both our shows and to my committee who have supported me during the year and worked hard in ensuring our events are successful.

Dave Miles (Chair)

**10% discount for members (plants only)**



# Westfield Horticultural Society

Affiliated to the Royal Horticultural Society

---

President:	Vacant
Chairman & Membership Secretary	David Miles
Show Secretary:	Tonia Munns
Secretary & Treasurer:	Linda Baker
Committee Members:	Maria Wells, Eileen Hurton, Juni Parkhurst, Malcolm Shirley

Email: [westfieldhorticulturalsociety@gmail.com](mailto:westfieldhorticulturalsociety@gmail.com)

*Postbox: Archers of Westfield, Main Road, Westfield, TN35 4QE. Please use this for messages, membership applications / renewals, news, suggestions for activities or any other WHS correspondence. The box is locked and checked weekly.*

We'd like to take the opportunity to thank all those who supported the society in 2024:

Archers of Westfield	<b>Oak Cottage Plants</b>
The New Inn	The Old Rose Nursery, Northiam
Rotherview Nursery	Ed's Nursery, Cripps Corner
Rowena Walsh (auditor)	

*and all members who kindly contributed raffle prizes*

Follow us:

Instagram: [@westfieldhorticultural](https://www.instagram.com/westfieldhorticultural)

Facebook: [@westfieldhorticulturalsociety](https://www.facebook.com/westfieldhorticulturalsociety)

Website: [www.westfieldhorticulturalsociety.co.uk](http://www.westfieldhorticulturalsociety.co.uk)



# 2025 MEMBERSHIP TO WHS

---

## What does it mean to be a WHS member?

- Show Schedule delivered to your door.
- Updated news via email or letter several times a year, with early information about WHS activities and events
- Priority booking and reduced cost for activities, trips and events
- Free entry to the Shows
- RHS discount voucher of 50% for two adults.  
(we have only one card that has to be requested from the secretary)

## SUBSCRIPTIONS:

The annual cost of membership remains at just £5 for individuals and £7 for couples / families and is due on 1<sup>st</sup> January 2025. Prompt payment will be very much appreciated. Cash or cheque, in an envelope posted in Postbox at Archers or to Dave Miles, 102 Westfield Lane, East Sussex, TN37 7NQ

Payments by BACS can be made to our account:

### **Metro Bank**

Bank Name: Westfield Horticultural Society

Sort Code: **23-05-80**

Account No: **55312362**

*Members paying by BACS should complete a Membership/Renewal Form*

## DATA PROTECTION:

The WHS uses the information you give us to inform you about the activities and events of the society. All general information is delivered to you by post or email. We will only contact you directly by email or phone with specific information about an event or activity that you are involved with. The data we store is kept on a secure server with access limited to named elected members of the committee only. We do not share your data with any third party. If you leave the society or choose not to renew your membership your details will be deleted from our records after 12 months. You will need to sign that you have read this statement and consent to your information being held and used by the WHS for the stated purpose. This includes life members.



# Westfield Horticultural Society

## Seed Swap and Plant Sale 2025

---

After the record take up of free seeds at the seed swaps in 2024, we have decided to continue this wonderful scheme in 2025. The Plant Sale will also be available at our Spring Show, Saturday, 5<sup>th</sup> April 2025. There will be lots of lovely flower and vegetable plants to bring colour to your gardens.

We hope to be able to collect from WHS members and supporters, seeds and cuttings which we will grow on to sell at our Spring and Autumn Shows in 2025.

If you would like to donate either seeds or cuttings for this purpose, please contact Juni Parkhurst on 07958607271 or just bring along young plants ready for sale on the show days. All contributions very gratefully received, and all profits go to the Westfield Horticultural Society.

We are hoping to be able to offer a good variety of flowers, herbs and vegetables to raise funds for the society.

### Seed Swap – Free Seeds

Come along to the shows and choose from a large variety of free seeds:

- If you have seeds you no longer want, bring them along to donate or swap. If you don't have any seeds to bring, you are welcome to just take seeds - we just want to encourage you to get growing!
- With home grown seeds, if possible, label with the common name, colour, growth habit and any other helpful detail.
- Opened seed packets are fine, as long as the seeds are in or near date and the packet is safely resealed.
- All seeds are welcome - except home grown seeds from the curcubit family as the produce can be bitter and toxic.
- We also accept unwanted garden tools, books and other garden related paraphernalia, that is swappable !
- A voluntary donation box will be available

# Flower and Craft Workshops

---

Numbers attending our classes have struggled since Covid, but there are a still few of us who meet several times a year for a fun and informal class. Learn how to make your own Floral Art arrangements to give as gifts or decorate your home.

Numbers are limited, but if you are interested in joining us, please contact: **Nicky on 07774 750721.**

**We are also looking for Floral Art teachers and RHS qualified judges, so if you interested in either of these positions, or both, please contact us.**



10% discount for members (plants only)



# Spring Show

## Awards Trophies & Certificates

---

President's Award	best exhibit in Show
Rose Bowl	most points in Flower, Foliage and Plant classes
Easter Cup	most points in Vegetable and Cuttings classes
Alice Button Cup	most points in Home Produce Classes
Lilian Skinner Trophy	best exhibit in Home Produce
The Berry Goblet	best exhibit in Handicrafts
Spring Goblet	outstanding Floral Art arrangement
Miniature Cup	best Miniature arrangement
Junior Cup	best Junior exhibit in Show
Spring Achievement Cup	most points in Show by a new exhibitor
Spring Cup	most points in Show
The Spring Vase	best vase of mixed Spring flowers
Squirrel Cup	most points for Art in both Spring & Autumn Shows

### President's Award

A silver platter dedicated by Camilla Buchanan to her husband.

*As the Society does not have a President at present, the Trophy will not be presented. When the position is filled we will again be able to present the trophy.*

### Rose Bowl

presented by Tricia Oakland in memory of her parents Sydney and Olive Woodhurst, will be awarded to the entrant with the most points in flower, foliage and plant classes in the Spring Show.

### Squirrel Cup:

donated by Robin Redsull as an Annual award for Art. This cup will be presented to the entrant with the most points in total, gained from **both** the Spring Show and the Autumn Show.

*Each entry from under 16s will be awarded a small edible prize.*

*Please ensure that the age of any entrant under 16 years old is stated on the entry form.*



# Autumn Show Awards, Trophies and Certificates

---

## RHS Banksian Medal

As an affiliated society of the RHS, we are able to award the prestigious Banksian Medal to the winner of most points in Vegetable, Fruit and Flower sections. The Banksian Medal cannot be won a second time within three years, ie two years have to be missed.

Current holder of the Banksian Medal: **Eileen Hurton**.  
See page 31 for more information about winning the Banksian Medal.

<b>Sydney Smith Cup</b>	best collection of vegetables
<b>The G Button Cup</b>	most points in classes 1-10
<b>Draper Cup</b>	best Vegetable
<b>Bill Stevens Cup</b>	best Cactus or Succulent
<b>Challenge Cup</b>	most points in Vegetable classes
<b>Garden News Shield</b>	most points in Flower classes
<b>Marianne Davis Cup</b>	most points in Home Produce classes
<b>Sylvia Adams Trophy</b>	best exhibit in Home Produce
<b>Dicker Cup</b>	most points in Handicraft classes
<b>Quercus Goblet</b>	best exhibit in Handicraft classes
<b>September Cup</b>	most points in Fruit classes
<b>The Junior Cup</b>	best Junior exhibit in Show
<b>Gwen Smith Cup</b>	outstanding Floral Art arrangement
<b>Autumn Goblet</b>	most points in Floral Art
<b>Autumn Challenge Cup</b>	most points in Show
<b>Autumn Achievement Cup</b>	most points in Show by a new exhibitor
<b>The Honey Trophy</b>	best vase of flowers suitable for attracting bees
<b>Squirrel Cup:</b>	most points gained for Art in both Spring and Autumn Shows.

*Each entry from under 16s will be awarded a small edible prize.  
Please ensure that the age of any entrant under 16 years old is stated  
on the entry form.*

# Conduct of Shows

---

1. Except where they do not apply under this schedule, shows will be in accordance with the rules and standards giving in the RHS Show Handbook (a copy of the Handbook is held by the Show Committee).

## Entries and Eligibility

2. **Entries must be sent in by the dates given on entry forms or by email**
3. Late entries: No entries for Floral Art will be accepted on the Show Day. Entries may be accepted for other classes until 9.30 am on the Show Day, at the discretion of the Show Committee.
4. The Committee reserves the right to refuse entries without disclosing the reason.
5. Classes are open to members and non-members alike unless stated otherwise in the Schedule.
6. A novice is defined as someone new to entering. Once 2 shows have been entered, the entrant is no longer considered a novice.
7. **Only single entrants will be accepted in all classes except Fun classes.**

## Exhibits and Staging

8. **Exhibits are to be staged on Show days between 8.00 am and 10.30 am.**
8. No exhibit may be cleared before 4.30 pm; however, they must be removed from the hall by 5.15 pm.
9. Flowers may be bought for the use in Floral Art classes.
10. In Horticultural classes, exhibits must have been grown by the exhibitors. Pot plants must have been in their personal possession for at least 3 months.
11. In classes for Home Produce, Handicrafts and the fun / classes, exhibits must have been made by the exhibitors within the last year. Please state in the Handicrafts if the exhibit is made from a kit.
12. Exhibitors may only enter one exhibit per class, including the fun / classes.
13. Exhibitors should use their own vases and plates for their displays.
14. Stems of cut flowers/shrubs must reach the water in the vases.
15. The names of blooms, plants, vegetables and fruits, should be given where possible.

10% discount for members (plants only)



## Judging and Awards

16. Judges are invited to attend our shows and assess exhibits based on their impartiality and knowledge. The following manuals are used as reference:

**RHS Horticultural Show handbook**  
**NAFAS Competitions Manual 2015 (third edition) NFWI 'On with the Show' 2012**

17. The Judge's decision on the relative merits of exhibits is final
18. The Society reserves the right to withdraw or modify awards if the exhibits are not up to standard.
19. Protests must be submitted to the Show Committee from 3.00pm, accompanied by £1 which will be returned if the claim is upheld.
20. After judging, no exhibits may be altered or removed until the end of the Show.

### Prizegiving and Prizes

21. The points value of prizes, other than for collections, which will count as double points are 1st: 4 points; 2nd: 3 points; 3rd: 2 points; 4th/HC: 1 point
22. Floral exhibits will be judged under the NAFAS Competitions Manual 3rd Edition 2015 and on the titles alone.

### Loss or Breakage

23. The Society cannot be held responsible for losses, breakages or damage.

10% discount for members (plants only)



## **Presentation**

These notes are only a guide so please do not be put off by the supposed formality of showing. In our village show there are few rules, and these are contained in the schedule. However, as these entries are judged, some suggestions of presentation might give you the edge over another exhibit.

Overall, our judges look for general condition, form, uniformity, size and cleanliness. These qualities mean different things for different produce. But good staging and preparation can make all the difference. Some examples....

### **Carrots, Parsnips and Beetroot**

Free from dirt, ideally uniform in shape and size. Foliage cut to about 4" and tied with string or raffia. Do not trim roots, except those small wispy ones that grow on the sides.

### **Potatoes**

Clean and uniform in size and shape. Do not peel!

### **Runner Beans and French Beans**

Can be picked in advance wrapped in a damp cloth and kept in a cool dark place. Can be straightened (carefully) whilst damp. Leave a short length of stalk.

### **Onions**

Towards the end of July take off any unsightly skin BUT be careful not to damage the sound skin which will need final ripening. Ease from the ground about 1 week beforehand allowing them to harden off and finally ripen. Place them in the sun for a day or two once lifted.

**Onions and Shallots** should have their roots removed and their tops should be trimmed and tied neatly with plain string or raffia.

### **Tomatoes**

Uniformity is important. Leave on the calyces (stalks) and do not polish.

### **Leeks**

Leave the roots on but cleaned. Tip from our judge, comb the roots! Leave the flags (foliage) intact but tied neatly.

### **Courgettes**

Courgette flowers can be left on or removed. If they are really fresh they are very attractive and might catch the judge's eye.

cont...

Presentation cont...

### Collection of Vegetables

This class can include vegetables which are in the schedule or others which are not.

### Any other vegetable

Anything from a single pumpkin to a set of 12 pea pods. The more interesting and unusual the better!

### Fruit

All fruits (except apricots, nectarines, peaches) should be shown with stalks intact.

**Apricots, nectarines and peaches** are shown without stalks. The same general notes apply for condition, uniformity, etc. Do not polish fruit.

### Flowers

Desirable merits and defects vary considerably between varieties and types however some general common hints are - Freshness, cleanliness and condition, form and uniformity, trueness of colour, size of blooms in balance with stems, stems clean and free from defect.

## Archer's Butchers



Established in 1935 by the same family that runs the butchers today, the multi award winning Archers of Westfield supplies a full range of fine quality local meats, a selection of delicatessen products, from the local and continental cheeses to the pies, sausage-rolls and cooked meats.

Telephone: **01424 751030**

Main Road, Westfield, East Sussex, TN35 4QE

Website: [www.archersofwestfield.co.uk](http://www.archersofwestfield.co.uk)

# Spring Show 5th April 2025

2:30 - 4:30pm

## Flowers & Foliage

	Class	Number or measurement	Additional information
1.	Pot or bowl of Spring Flowering bulbs		any colour, any variety
2.	Mixed bulb flowers in a vase		any colour, any variety
3.	Trumpet daffodils / narcissi	3 cut blooms	any colour, 1 variety
4.	Large/small cupped daffodils / narcissi	3 cut blooms	any colour, 1 variety
5.	Double daffodils / narcissi	3 cut blooms	any colour, any variety
6.	Polyanthus daffodils / narcissi (multi-flowered)	3 stems	any colour, 1 variety
7.	Miniature daffodils	5 stems	any colour, 1 variety
8.	Cyclamineus daffodils	5 stems	any colour, 1 variety
9.	Daffodils / narcissi	3 stems	any colour
10.	Tulips (single)	3 cut blooms	any colour, 1 variety
11.	Tulips (double)	3 cut blooms	any colour, 1 variety
12.	Tulips (mixed varieties)	3 cut blooms	any colour
13.	Succulent / cactus	1 plant	
14.	Wallflowers	3 cut stems	
15.	Any primula type	3 cut stems	any colour
16.	Any other variety of outdoor grown flowers	3 stems	
17.	Vase of mixed Spring flowers		
18.	Flowering shrub	3 sprays	
19.	Single cut specimen bulbous flower	bulb, corm or tuber	
20.	Pansies or violas	3 cut stems	any colour
F1	Miniature garden	No larger than a seed tray	

## House Plants *Please state on entry form if size exceeds 15"x15" / 40x40cms*

21. Foliage house plant
22. Flowering house plant
23. An orchid

## Vegetables / Cuttings

24. Rhubarb 3 sticks  
(leave approx 75mm of foliage in a fan shape)
25. Leeks 2 (avoid excessive stripping of outer leaves)
26. Bunch of named herbs in a glass jar Not more than 8 varieties
27. Sweet pea seedlings - ready for planting on 6
28. Tomato plants - ready for planting on 3
29. Any other vegetable - ready for planting on 4 1 variety
- F2 An animal made from vegetables / fruit  
(Vegetables / fruit can be grown or bought for this class. No size limit)



## Home Produce

30. A Seeded Loaf  
31. Sponge cake - **set recipe - P17**  
32. Blondies  
33. Sausageroll 1 large  
34. Cheese Scones 3  
35. Marmalade  
36. Fruit curd  
F3. A biscuit fit for a Clown Judged on decoration only  
37. Fruit Liqueur Any size bottle

## Crafts Please state on entry form if size exceeds 15"x15" / 40x40cms

### Textile Crafts *please state if you are using a kit*

38. An item of knitting  
39. An item of crochet  
40. An item of lace  
41. An item of embroidery or cross stitch  
42. Hand sewn item  
43. Machine sewn item

### Crafts using hard medium

44. An item of ceramic or pottery  
45. An item of wood  
45a. An item of metal  
46. An item made of mixed media

### From a Kit:

- 44a. An item of ceramic or pottery  
45b. An item of wood  
45ac. An item of metal  
46. An item made of mixed media

## Papercraft *Cards should be handmade, not from a kit*

47. Handmade card – Adult only on any subject  
48. Handmade card – Under 16s only on any subject (please give age on entry form)  
49. An item of calligraphy

## Other

50. An item of jewellery - any medium *Not from a kit*  
51. Decorate a plant pot (1)

## Art *Please state on entry form if size exceeds 15"x15" / 40x40cms*

Exhibits must have been finished in the last year

52. A drawing using pen/pencil/ink/charcoal/pastel  
53. A painting using oils / acrylics / watercolour  
54. An abstract painting in any medium  
55. A collage or mixed media picture  
56. An article of printmaking

**Photography**      Max size 8"x10" / 20x25 cms  
*Photos must have been taken in the last year.*

- 57.      Frost
- 58.      New Life
- 59.      Insects

### Floral Art

*Please note: There are no height restrictions, just width and depth as shown*

- |     |                |                       |            |
|-----|----------------|-----------------------|------------|
| 60. | In a Box       | 24"x18" / 60 x 45 cms | An exhibit |
| 61. | Spring Wedding | 24"x18" / 60 x 45 cms | An exhibit |
| 62. | Simply Yellow  | 24"x18" / 60 x 45 cms | An exhibit |

*An exhibit for novices or those with limited experience:-*

- |     |                                 |                               |                  |
|-----|---------------------------------|-------------------------------|------------------|
| 63. | All things bright and beautiful | 24"x18" / 60 x 45 cms         |                  |
| 64. | Moments in Time                 | 10" / 25 cms in any direction | A petite exhibit |

*The following is not for judging but just to display in the hall*

Any arrangement of flowers and/or foliage in a vase or bowl.

### Fun classes for under 16s: please state your age on entry form

- F1.      Miniature garden
- F2.      An animal made from vegetables / fruit  
*(Vegetables / fruit can be grown or bought for this class. No size limit)*
- F3.      A decorated biscuit      (Judged on decoration only)

### Spring Leaf Rubbing:

- F4.      Beavers
  - F5.      Cubs
  - F6.      Brownies
  - F7.      Guides
- 



## SET RECIPE - SPRING

---

### Victoria Sponge



#### INGREDIENTS

##### *For the cake*

225g (8oz) butter, softened  
225g (8oz) caster sugar  
4 large eggs  
225g (8oz) self-raising flour  
2 level tsp baking powder

##### *For the filling and topping*

about 4 tbsp Raspberry jam  
a little caster sugar

#### METHOD

Preheat the oven to 180°C/350°F/gas mark 4. Lightly grease two loose-based 20cm (8in) sandwich tins, 4cm (1½in) deep, then line the bases with non-stick parchment.

Measure the butter, sugar, eggs, flour and baking powder into a large bowl and beat for about two minutes, until just blended; an electric mixer is best for this, but of course you can also beat by hand with a wooden spoon.

Divide the mixture between the tins and level the surface with the back of a spoon or a plastic spatula.

Bake for about 25 minutes, until well risen and golden. The tops of the cakes should spring back when pressed lightly with a finger. Leave the cakes to cool in the tins for a few minutes, then run a small palette knife or blunt knife around the edge of the tins to free the sides of the cakes. Turn the cakes out on to a wire rack, peel off the paper and leave to cool completely.

Choose the cake with the best top, then put the other cake top-down on to a serving plate. Spread with the jam, put the other cake on top (top uppermost) and sprinkle with caster sugar to serve.

# Entry Form - SPRING SHOW

## Saturday, 5th April 2025

Write the number of each class you want to enter in the boxes.

Total number of entries:			

Name: ..... Age if under 16: .....

Address: .....

Phone number: ..... Member Yes/No: .....

Please submit your entries as early as possible and no later than

**Thursday, 3rd April 2025**

Return form to:

**Archers of Westfield, Main Road, Westfield, TN35 4QE**

or via our Facebook page:

[www.facebook.com/westfieldhorticulturalsociety](http://www.facebook.com/westfieldhorticulturalsociety)

or email us: [westfieldhorticulturalsociety@gmail.com](mailto:westfieldhorticulturalsociety@gmail.com)

# Autumn Show 20<sup>th</sup> September 2025

2:30 - 4:30pm

## Vegetables

	Class	Number or measurement	Additional information
1.	Coloured potatoes	4	
2.	White potatoes	4	
3.	Onions	3	
4.	Garlic	2 bulbs	
5.	Leeks	3	
6.	Carrots	3	
7.	Brassicas - any variety	2	
8.	Beetroot	3	any
9.	Cucumber	1	Outdoor or indoor
11.	Courgettes	3	Length not to exceed 6" / 15cms
12.	Largest marrow		
13.	French beans	6	
14.	Shallots - neck tied with rafia	6	
15.	Plum tomatoes with calyx	6	
16.	Cherry tomatoes with calyx	6	
17.	Open class tomatoes with calyx	6	Any named variety – please state
18.	Tomato grown from seed	1	(supplied at Spring Show)
19.	Runner beans	6	
20.	A box of potatoes	3	named varieties, any colour, 3 of each in box / tray not to exceed 18" x 18" / 46x46cms
21.	Named herbs in a container	not more than 8 varieties	
22.	Capsicums/sweet peppers	2	
23.	Any other vegetable		
24.	Basket/trug/box of mixed vegetables		1 each of at least 4 varieties
25.	Squash	2	Any type
26.	Longest runner bean	1	still edible please
27.	Chillies	3	Any variety
F1.	My best pumpkin		
F2.	Funniest shaped vegetable		
<b>Taste</b>			
28.	Tastiest tomato	1	Any variety
29.	Tastiest grapes	1	Any variety
30.	Tastiest dessert apple	1	Any variety
31.	Tastiest soft fruit	1	Any variety
32.	Tastiest stone fruit	1	Any variety
33.	Tastiest cucumber	1	Any variety

## Fruit

34.	Dessert apples	3	Any variety
35.	Cooking apples	3	Any variety
36.	Pears	3	Any variety
37.	Plums	3	Any variety
38.	Any other fruit (not already listed)	1	one variety
39.	Selection of grapes on a plate		with vine leaves

## Flowers *Please give size if more than 24" x 24" / 60 x cms*

40.	A vase of asters	3 stems	
41.	Fuchsia	1 plant	
		Please give size if more than 24" x 24" / 60 x cms	
42.	Geranium / pelargonium	1 plant	
		Please give size if more than 24" x 24" / 60 x cms	
43.	Roses	5 stems	Any variety
44.	Single specimen rose	1	named
46.	A vase of different flower types suitable for attracting bees		
47.	Grasses	5 stems	Any variety (can be mixed)
48.	Dahlias - any type, decorative small	3	flower dia 2 - 6" / 5 - 15 cms
49.	Dahlias - decorative medium	3	flower dia 6 - 8" / 15 - 20 cms
50.	Dahlias - cactus/semicactus	3	flower dia not to exceed 8" / 20 cms
51.	Dahlias - any type, any size and can be mixed	5	
52.	My best dahlia - any type	1	
53.	Ball dahlias - any size	3	
54.	Pom-pon dahlias	5	flower dia max 2" / 5 cms
55.	Single dahlias - any size	3	
56.	Seed Head	1	Any variety
57.	A vase of Autumn foliage		
58.	Edible flowers	6 stems	Minimum 3 varieties
59.	Cosmos	3 stems	Any variety
F6.	My best sunflower	Photo	

*Please supply a photo preferably with person to provide context*

## Houseplants *Please state on entry form if size exceeds 15" x 15" / 40 x 40 cms*

60.	An orchid
61.	Cactus
62.	Succulent
63.	Begonia
64.	Flowering house plant - not begonia
65.	House plant - foliage



## Home Produce

- |     |   |        |                           |
|-----|---|--------|---------------------------|
| 66. | Sour Dough  | 1 loaf | Presented on a board      |
| 67. | Lemon curd muffins  | 3      |                           |
| 68. | Parkin  |        | Set recipe on page 24     |
| 69. | Bakewell tart   |        |                           |
| F4. | Decorated gingerbread characters                            | 1      | Judged on decoration only |
| 70. | Fruitscones   | 3      |                           |
|     | <i>Please provide a label if adding additional flavours</i> |        |                           |
| 71. | Fruit jelly   |        |                           |
| 72. | Chutney   |        |                           |
| 73. | Fruit jam   |        |                           |
| 74. | Honey – set or clear  | 1 jar  |                           |
| 75. | Chilli jam  |        |                           |
| 76. | Fruit liqueur   |        | Any size bottle           |

## Crafts

Please state on entry form if size exceeds 15"x15" / 40x40cms

### Textile Crafts

- |     |                                       |
|-----|---------------------------------------|
| 77. | An item of knitting                   |
| 78. | An item of crochet                    |
| 79. | An item of weaving                    |
| 80. | An item of embroidery or cross stitch |
| 81. | Hand sewn item                        |
| 82. | Machine sewn item                     |

### Crafts using hard medium

- |     |                             |
|-----|-----------------------------|
| 83. | An item of ceramic          |
| 84. | An item of wood or metal    |
| 85. | An item made of mixed media |
| 86. | An item of painted glass    |

### From a Kit:

- |      |                             |
|------|-----------------------------|
| 83a. | An item of ceramic          |
| 84b. | An item of wood or metal    |
| 85c. | An item made of mixed media |
| 86d. | An item of painted glass    |

## Papercraft

*Cards should be handmade, not from a kit*

- |     |   |
|-----|---|
| 87. | Handmade card – Adult only on any subject                                     |
| 88. | Handmade card - Under 16s only on any subject (please give age on entry form) |
| 89. | An item of calligraphy  |
| 90. | Any item of papercraft (quilling, decoupage, origami etc)                     |

## Other

- |     |                                   |
|-----|-----------------------------------|
| 91. | An item of jewellery - any medium |
| F5. | Something new from something old  |

**Art** Please state on entry form if size exceeds 15"x15" / 40x40cms  
Exhibits must have been finished in the last year

- 92. A drawing using pen/pencil/ink/charcoal/pastel
- 93. A painting using oils / acrylics / watercolour
- 94. An abstract painting in any medium
- 95. A collage or mixed media picture
- 96. An article of encaustic art
- 97. An article of printmaking

**Photography** Max size 8"x10" / 20x25 cms Photos must have been taken in the last year.

- 98. Funghi
- 99. Shadows
- 100. Autumn Rain

### Floral Art

*Please note: There are no height restrictions, just width and depth as shown*

- 101. Dancing Shoes 24"x18" / 60x45 cms An exhibit
- 102. Autumn Basket 24"x18" / 60x45 cms An exhibit
- 103. Time for Tea 24"x18" / 60x45 cms

*An exhibit for novices or those with limited experience:-*

- 104. Colour Palette 24"x18" / 60x45 cms
- 105. Life's Simple Pleasures 4" / 10cms in any direction A miniature exhibit

*The following is not for judging but just to display in the hall*

- 106. Any arrangement of foliage and/or flowers in a vase or bowl.

**Fun classes for under 16s: please state your age on entry form**

- F1. My best pumpkin
- F2. Funniest shaped vegetable
- F3. Plant a wellie boot (or any footwear)
- F4. Decorated gingerbread characters 3 Judged on decoration only
- F5. Something new from something old
- F6. My best sunflower Photo

*Please supply a photo preferably with person to provide context*

- F7. Grow an onion – the set will be available at the Spring Show, potted and ready to grow on. The best onion will win.

**Autumn Root Veg Printing:**

- F8. Beavers
- F9. Cubs
- F10. Brownies
- F11. Guides

# Entry Form - Autumn SHOW

## 20th September 2025

Write the number of each class you want to enter in the boxes.

Total number of entries:			

Name: .....Age if under 16: .....

Address: .....

Phone number: .....Member Yes/No: .....

Please submit your entries as early as possible and no later than

**Thursday, 18th September 2025**

Return form to:

**Archers of Westfield, Main Road, Westfield, TN35 4QE**

or via our Facebook page:

[www.facebook.com/westfieldhorticulturalsociety](http://www.facebook.com/westfieldhorticulturalsociety)

or email us: [westfieldhorticulturalsociety@gmail.com](mailto:westfieldhorticulturalsociety@gmail.com)

# SET RECIPE - AUTUMN

---

## Yorkshire Parkin



### Ingredients

225g butter  
110g golden syrup  
110g black treacle  
2 large eggs  
125ml milk  
225g plain flour  
1 teaspoon bicarbonate of soda  
1 tablespoon ground ginger  
225g dark brown/muscovado sugar –  
225g medium oatmeal (or porridge Oats)

(Serves 12 squares)  
30x21cm baking tin

### Method:

1. Preheat the oven to 170°C and grease and line a 30x21cm baking tin with baking parchment.
2. Put the butter, golden syrup and black treacle into a pan and heat gently until melted.
3. Pour the milk into a jug and add the eggs, beating them together.
4. Put the flour, bicarbonate of soda and ground ginger into a large bowl. Add the sugar and oatmeal, mix well.
5. Stir in the melted butter and syrup mixture, followed by the beaten eggs and milk.
6. Pour the mixture into the prepared baking tin and bake for 45-55 minutes, until it has risen and springs back when pressed lightly with your fingertip. Do not worry if it sinks in the middle a little.
7. Leave to cool in the tin, then cut into 12 squares. Store wrapped in baking parchment in an airtight container when it has cooled completely. If left for a few days, apparently it will become richer and stickier as it matures.

# Definition of Flower Categories

---

## DAFFODILS / NARCISSI


### Trumpet:

Trumpet is as long as,  
or longer, than the petals




### Large Cupped:

Cup more than one third,  
but less than or equal to,  
the length of the petals.



### Small Cupped:

Cup not more than one third  
of the length of the petals.



**Double:**

As the name suggests, consists of fully double flowers and sometimes a double corona only. These can be one-stemmed or have multiple flowers on one stem.

**Cyclamineus:**

Dwarf daffodils with reflexed petals like cyclamen.

**Polyanthus:**

More than one flower head (usually three) per stem.

**DAHLIAS****Decorative**


Flowers fully double, show no central disc, with ray-florets that are broad, generally flat or slightly incurved at their margins. Sometimes slightly twisted and usually with blunt points.






**Cactus**

Flowers fully double with long narrow pointed ray-florets, strongly re-curved for more than half their length, either straight or curling towards the centre of the bloom

**Ball dahlias**

Flowers are fully double, spherical or slightly flat at the top. Ray-florets are spirally arranged, incurved for more than half their length, blunt or rounded at the tips

**Pom-pon**

Similar to the ball dahlia, but even more spherical, with florets incurved for the whole of their length

**Single dahlia**

Single row of petals surrounding the disk - any size



## Additional Hints and Tips for Beginners

---

This section provides information to help you exhibit well in the various classes. Entering the show should be fun and informative. If you would like any further advice, please contact a member of the Show Committee.

---

### HOME PRODUCE

#### Advice on presentation

---

1. Read the schedule carefully to make sure you exhibit the correct size and number of items.
2. Plain white paper plates should be used for presenting items except bread, which should be on a board and rolls in a basket. Doilies may be used for sweet items.
3. Savoury tarts, quiches and flans should be removed from baking tins.
4. Fluted cutters should be used for sweet items e.g. jam tarts/fruit scones and plain cutters for savouries e.g. cheese scones/oatcakes.
5. A small garnish can improve the look of an item.
6. All preserves should be presented in sterilised jars and sterilised plain lids and labelled with the variety and full date it was made.
7. Jars and lids with trade names will not be accepted for judging as they contravene the Trade Description Act. This includes previously printed dates.
8. When potting, jars should be filled to the brim to allow for shrinkage when cold. Lids or waxed discs (shiny side down) should be applied while preserve is hot.
9. Wax discs and cellophane can be used for fruit curds as they have a short shelf life (3-4 weeks).
10. Vinegar preserves must be covered with non-corrosive lids and indicate pungency of contents (Hot/mild/spicy etc.) on the label. The flavours of pickles and chutneys develop as they mature. Items should be at least 2 months old before exhibiting.

## HANDICRAFTS

**Photographs:** Can only be judged if within the correct size limit.  
Photos must have been taken within the last 12 months.

---

## FLORAL ART

### Note for beginners

---

1. Accessories are decorative items to enhance your design and make it easier to interpret the title. If used, they must be included within the overall size of the exhibit.
2. A base under the exhibit or a drape behind it do not count as accessories so their dimensions are not relevant
3. All stems of the plant material should be in water or floral foam to prevent wilting
4. Unless otherwise specified in the class title, do not use artificial flower material as this will result in disqualification
5. Check the measurements allowed, but note that there is no height restriction. Apart from petites and miniatures, the dimensions given are the spaces allocated for your arrangements. Make sure your exhibit does not touch the sides and back of the alcove or you risk being disqualified.
6. The background colour of the alcove or 'niche' is painted white. This may be a consideration when choosing the colour (s) for your arrangement. The floral art show bench is covered with green cloth.
7. Petite (maximum dimensions 10"/25cms) and miniature (maximum dimensions 4" / 10cms) arrangements are not given individual spaces, but placed together in a group. This is called open-tabling and implies that the judge will assess exhibits from all sides.
8. Definition of "Novice" is a beginner or someone with limited experience. Once you have entered 2 Shows you are no longer eligible as a "Novice".

## Rules for Granting a Banksian Medal

---

The Banksian medal should be the premier award in the Autumn Show, and should be in addition to the prizes won, and not a prize by itself. It should be offered to the winner of the largest total amount of points in the whole of the Horticultural classes at the Show. Prizes won for non-horticultural entries should not count towards the Banksian medal.

A competitor who has won the medal is not eligible to win again for a further 2 years, this rule also applies to anyone sharing a garden or allotment with a winning competitor. Affiliated societies alone may apply to the RHS for the granting of a Banksian medal.

---



# WESTFIELD HORTICULTURAL SOCIETY

## Membership/Renewal Application Form 2025

---

I wish to join (or renew) Westfield Horticultural Society for the year 2025 and enclose my membership fee.      Family / Couple - £7    Single - £5

Name: .....

Address: .....

.....

.....

Postcode: .....

Email: .....

Phone number: .....

### DATA PROTECTION

The WHS uses the information you give us to inform you about the activities and events of the society. All general information is delivered to you by post or email. We will only contact you directly by email or phone with specific information about an event or activity that you are involved with. The data we store is kept on a secure server with access limited to named elected members of the committee only. We do not share your data with any third party.

I have read the above statement and agree to my information being held and used by the WHS for stated purpose.

Signed: ..... Date: ...../...../.....

Return form with payment to: Archers Butchers (our postbox) or to  
Dave Miles, 102 Westfield Lane, TN37 7NQ

