

heritage

Signature

Joyce's new Heritage line assures you of a lifetime of quality and performance. Energy efficiency, product design, and solid quality construction are what make the Heritage window series unmatched in our industry. The quality is subtle but ever-visible in the Heritage family.

- Energy Star, AAMA and NFRC recognized
- Multi-chambered rigid all-vinyl construction
- Pinch-fusion quality welded corners
- Highest efficiency warm edge Endur spacer system
- Magna-seal ultra tight magnetic seal
- Composite reinforced solid meeting rail
- Constant force stainless steel balance system
- Natural bulb compression seals
- Knife edge positive interlock
- Double barrier fin seal weather stripping



Craftsmanship that
lasts for generations.

Signature features

Our exclusive Magna-seal, much like the air-tight seal on a refrigerator door, creates the ultimate in energy efficiency and noise reduction. The Heritage's coved interior sash and beveled exterior frame create an elegant moulding-like appearance, both



1. ALL CORNERS PINCH/FUSION WELDED
2. DECORATIVE MOLDING
3. TRULY SLOPED DRAINAGE SILL
4. MAGNA SEAL POSITIVE SASH CLOSURE
5. CONSTANT FORCE STAINLESS STEEL BALANCES
6. TILT-IN EASY CLEAN SASHES
7. RECESSED TILT LATCHES
8. DUAL VENT LOCKS
9. COMPOSITE REINFORCED MEETING RAIL
11. LATCH-N-LOCK' DUAL TECH HARDWARE
12. INSULATED MAIN & SASH FRAME
13. DOUBLE STRENGTH GLASS
14. ENDUR WARM EDGE SPACER
16. I89 COATING
17. NEAT® EXTERIOR GLASS COATING
18. PRESERVE® PROTECTIVE FILM
21. FLEX SCREEN
22. EXTERIOR FOAM WRAP

Our exclusive Magna-seal, much like the air-tight seal on a refrigerator door, creates the ultimate in energy efficiency and noise reduction. The Heritage's coved interior sash and beveled exterior frame create an elegant moulding-like appearance, both inside and out.

©2017 Joyce Manufacturing Co., Inc. All rights reserved. Specifications subject to change without notice.

All photos and illustration are property of Joyce Manufacturing Company, Inc., and approved vendors.

ENDUR IG™ is a trademarks of Cardinal Glass Industries.

FlexScreen™ is a trademark of FlexScreen LLC, U.S. Patent No. 9,234,388 and D757,299



heritage

Deluxe

So much more than "just a beautiful view", the Heritage Deluxe model incorporates features that are a great blend of efficiency and sensibility. Comfort and protection from the elements are key in our engineered and attractive design. All of the hallmark Heritage features are included (such as the Magna-seal sill and frame, Therma-core reinforcement, clock-spring balances, decorative trim, full interlock, bulb and Mylar weather-stripping, and much more)...which clearly identify every Heritage window as the finest!



Additionally, the Deluxe model is further augmented by the inclusion of:

- Cardinal #366 triple silver LoE glass which includes 12 layers of protection
- Insulated glass utilizing Endur spacer, silicone sealed 7/8" chamber w/argon gas
- Heavy-duty double strength glass with Lifetime Glass Breakage protection
- Gold, double-lifetime Warranty, transferable, non-prorated incl. relocation
- Exterior foam wrapped and internally foam filled
- Neat naturally stay-clean hydrophilic exterior coating with preserve film
- Dual-Tech dual deluxe latch & lock hardware
- Extruded full BetterVue removable screen
- Energy Star rated, NFRC tested, Industry leading technology independently affirmed
- Multiple style, color, woodgrain, grid and design options

Craftsmanship that
lasts for generations.



heritage

Select

Why settle? The Heritage Select model is our finest model of Double-Hung window with the most practical of options. Of course, every Heritage DH window includes the standard features that separate us and distinguish the model as superior in every way:

- Magna-seal ultra tight close/seal
- Therma-core reinforced meeting rail
- Foam filled sashes and frame
- Reliable constant force stainless steel balance system
- Decorative covered ¼ round molding
- Multi-chambered rigid all-vinyl construction
- Pinch-fusion quality welded corners
- Natural bulb compression seals
- Knife edge positive interlock
- Double barrier fin seal weather stripping

In addition, our SELECT model includes the following value-added and practical features:

- Cardinal LoE #366 deluxe high efficiency Cardinal glass
- Triple silver incl. 12 layers of coating on interior glass surfaces
- Endur stainless steel state-of-the art warm edge spacer system
- Warm edge technology, isobutylene sealed, 7/8" insulated glass
- Energy Star, AAMA and NFRC rated
- Lifetime Silver Warranty
- Durable, unique half FlexScreen with BetterVue mesh



©2017 Joyce Manufacturing Co., Inc. All rights reserved. Specifications subject to change without notice.

All photos and illustration are property of Joyce Manufacturing Company, Inc., and approved vendors.

ENDUR IG™ is a trademarks of Cardinal Glass Industries.

FlexScreen™ is a trademark of FlexScreen LLC, U.S. Patent No. 9,234,388 and D757,299



heritage

Glass

Grids and Grooves

Joyce Windows offers a large variety of grid and v-grooved glass patterns so that your new windows can be just that, YOUR'S. Ensuring that they don't look like the standard window from your local box store.



Grid Options

- Available flat, contoured, brass pencil, colonial, diamond, prairie, and double prairie
- Placed between the panes of glass for a smooth elegant appearance



V-Groove Glass

- Decorative cut glass pattern
- Available three ways: frosted, polished, and mixed
- Available in five patterns: colonial, prairie, diamond, double prairie, and decorative



Joyce Windows offers Low E glass manufactured by Cardinal®. Cardinal is the leader of glass technology, as well as the largest Insulated Glass (IG) and Coated Glass (CG) producer in the world.



Endur IG®

Spacer system made of patented stainless steel and suitable for all climates. Tested as best in class against seal failure.



- No screws showing
- True dual seal system
- Lowest seal failure rates/ stress cracks in the industry



LoE2-270®

- Smartshield x2
- Two layers of silver, 8 coatings total
- 7/8" Insulated Glass with argon fill
- Reduces outside noise



LoE3-366®

- Smartshield x3
- Three layers of silver, 12 coatings total
- Great solar heat gain coefficient
- Blocks up to 97% of UV rays



Neat Glass® by Cardinal

- Clean less often
- Much easier to clean
- Harness the power of the sun to loosen dirt and rain to wash it away
- Special titanium dioxide sputter coating is clearer than clear glass
- Smoother hydrophilic glass sheets water instead of beading



LoE2-i89™

- Smartshield x31
- Double glaze windows with triple glaze performance
- LoE3-366 on surface #2 and hard coat LoE-180™ on surface #4
- Inside glass protected with indium to prevent scratching (just like the screen of a smart phone or tablet)



heritage

Glass

Joyce Windows exclusively uses SmartShield Glass providing the best performance and value for your windows. SmartShield has specially formulated window glass packages for any climate or budget.

SmartShield Options

Joyce Manufacturing Company 800.824.7688 Heritage Double Hung (HDH) Vinyl Frame • L&R Glass Argon • Saker Vertical Slider Window	
ENERGY PERFORMANCE RATINGS	
U-Factor (U.S.A-F)	Solar Heat Gain Coefficient
0.28	0.28
ADDITIONAL PERFORMANCE RATINGS	
Visible Transmittance	Air Leakage (A51-F)
0.54	≤0.3

X2 Package
Energy Star Qualified
in select regions

Joyce Manufacturing Company 800.824.7688 Heritage Double Hung (HDH) Vinyl Frame • L&R Glass Argon • Saker Vertical Slider Window	
ENERGY PERFORMANCE RATINGS	
U-Factor (U.S.A-F)	Solar Heat Gain Coefficient
0.27	0.21
ADDITIONAL PERFORMANCE RATINGS	
Visible Transmittance	Air Leakage (A51-F)
0.49	≤0.3

X3 Package
Energy Star Qualified

Joyce Manufacturing Company 800.824.7688 Heritage Double Hung (HDH) Vinyl Frame • L&R Glass Argon • Saker Vertical Slider Window	
ENERGY PERFORMANCE RATINGS	
U-Factor (U.S.A-F)	Solar Heat Gain Coefficient
0.23	0.21
ADDITIONAL PERFORMANCE RATINGS	
Visible Transmittance	Air Leakage (A51-F)
0.49	≤0.3

X3i Package
Energy Star Qualified

Joyce Manufacturing Company 800.824.7688 Heritage Double Hung (HDH) Vinyl Frame • Triple Glazing LoE (E) • Argon • Saker Vertical Slider Window	
ENERGY PERFORMANCE RATINGS	
U-Factor (U.S.A-F)	Solar Heat Gain Coefficient
0.21	0.18
ADDITIONAL PERFORMANCE RATINGS	
Visible Transmittance	Air Leakage (A51-F)
0.36	≤0.3

TX33 Package
Energy Star Qualified

Joyce Manufacturing Company 800.824.7688 Heritage Double Hung (HDH) Vinyl Frame • Triple Glazing LoE (E) • Argon • Saker Vertical Slider Window	
ENERGY PERFORMANCE RATINGS	
U-Factor (U.S.A-F)	Solar Heat Gain Coefficient
0.21	0.24
ADDITIONAL PERFORMANCE RATINGS	
Visible Transmittance	Air Leakage (A51-F)
0.42	≤0.3

TX22 Package
Energy Star Qualified

heritage

Warranty

All Joyce Windows are covered by our Silver Warranty providing a lifetime non-prorated transferable warranty on the entire unit, including glass seal failure. Also included is our relocation and natural disaster warranty which offers guaranteed price protection should you move to a different home or face damage due to a natural disaster. Upgrade to our optional Gold Warranty and get the added protection of full glass breakage.



©2017 Joyce Manufacturing Co., Inc. All rights reserved. Specifications subject to change without notice.

All photos and illustration are property of Joyce Manufacturing Company, Inc., and approved vendors.

ENDUR IG™, Neat™, Lo E-i89™, Lo E-180™, LoE2-270® and Lo E3-366® are registered trademarks of Cardinal Glass Industries.



heritage

Styler

Slider Windows

Heritage superior Sliding Windows are available as both two light and three light units and are all designed for maximum efficiency and ease of operation. Our all welded, lift-out sliders glide smoothly on heavy-duty rollers, assuring you of a lifetime of quality and performance. Full height, integrated lift/slide rails enhance our sturdy frame that includes Thermo-core reinforced meeting rails. All Heritage sliders are insulated with polyurethane injected foam for sound and energy protection and include dual cam locks with vent latches and your choice of 7/8" Cardinal energy efficient glass packages incorporating the reliable and efficient Endur warm edge spacer system. Decorative interior cove design enhance the beauty along with your choice of screens, color, woodgrain and grid options. See and feel the difference with our quality Heritage Sliding Windows!



Picture Windows

Joyce's structural Picture Windows allow for a myriad of design possibilities incorporating operable units of any kind in conjunction with clear, true-view fixed picture windows. Picture windows can stand alone or be mulled together for stunning panorama of glass and frame designs. All Heritage Picture Windows are multi-chambered, pinch-fusion welded, direct glazed and foam filled. Of course, no Heritage window would be complete without high efficiency Cardinal glass and your choice of color and woodgrain options. As always, the quality in the Heritage family is subtle but ever-visible through your brilliant Picture Window.



heritage

Styler

Casement

Seeking a window that's both deluxe and beautiful? Then you must look into (and through) our impressive Casement windows. Our enhanced, stylish Casement Windows feature a single-lever multi-point locking system, slim lines and a coved, contemporary look. Available in multiples and combinations as well as full glass single units, all of our casements are structurally superior, heavily weather-stripped and positive locking with a practical folding clamshell-type handle. Energy efficient glass/spacer options augment the added visible glass area and air-tight construction. Operable casement units open to a full 90* and include an interior screen. All of our diverse and extensive glass/spacer color and woodgrain options are available for your selection.



Joyce Casement and Awning Windows have a fusion-welded main and sash frame plus heavy duty bulb seal weather-stripping to block air infiltration and provide maximum energy efficiency.



Awning

Awning-style windows are a sensible addition to any home. Easily operated and allowing airflow even in inclement weather, Awning windows are a good fit either alone or joined with other styles. All of our windows include structural and attractive product design and reliable solid quality construction. Fully welded, weather-stripped and efficient engineering boost the practical design.



Basement

Our heavy-duty Basement windows are custom made with a full screen, fusion welded main- and sash frames and efficient design. Our dealers call our basement window "the best in the industry".



Patio Doors

7500 Deluxe Sliding Patio Door

Designed to work like a charm & built to last! The state of the art materials & engineering insures a quiet Patio Door, with energy efficiency that will provide year round comfort.

Smooth and Quiet

Smooth and quiet door slides thanks to:

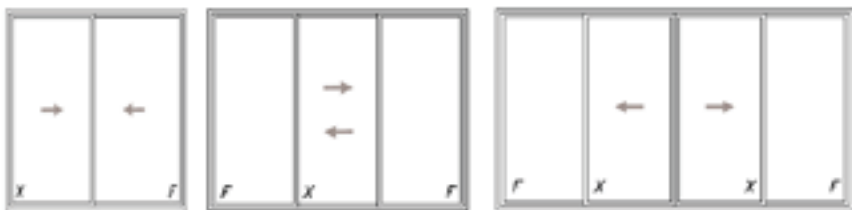
- Patented Ultrex dual-tandem wheels
- A raised rail to protect the wheels from dirt and debris
- Perfectly straight and carefully adjusted parts to minimize friction

Increased Protection

Fixed and mobile panel rails meet and interlock perfectly, making removal from outside almost impossible.


Configurations

Available in 2-panel, 3-panel and 4-panel configurations, with a wide range of SmartShield energy-smart glazing options and decorative grilles.



Additional Features

- Standard tempered safety glass
- Multipoint Locking System
Optional Foot Lock available
- Colors: Crème White, Beige, Woodgrains, Light or Medium Oak & Cherry
- Heavy duty extruded locking screen door with charcoal fiberglass screening
- Optional grids and mini-blinds



Try the Fingertip Test: We bet you can open this door with just the tip of a finger! The easiest door to operate in its category. How do we measure such carefree operation? How about more than 1 million sold - and one of the lowest service rates in the industry!

OPERATING FORCE TEST






heritage

Styler

Bays and Bows

Enhance your view, add space – and most of all – add elegance with a Joyce custom-made Bay or Bow Window. Joyce Bay and Bow Windows add instant curb appeal, space for plants or decorative items, plus a beautiful panoramic view of the outdoors.



Features

- Standard tempered safety glass
- Multipoint Locking System
Optional Foot Lock available
- Colors: Crème White, Beige, Woodgrains, Light or Medium Oak & Cherry
- Heavy duty extruded locking screen door with charcoal fiberglass screening
- Optional grids and mini-blinds
- Prizm exterior color option

1. Optional pre-insulated Super Seat, R-9 insulating value
2. Standard model features furniture-grade oak or birch veneer construction
3. Timberstrand Laminated Structural Lumber mullions, provides superior strength and support
Timberstrand will not absorb moisture, warp, or bow
4. New optional R-21 insulated seat for maximum protection from outdoor weather.



Garden

Turn your home into an atrium with a Joyce Garden Window

- Easy access to locks and operators
- Reinforced sash
- Multipoint lock for safety

