

LAGUNA WOODS MEN'S GOLF CLUB

LOCAL RULES AND CLARIFICATIONS

PURPOSE OF DOCUMENT: The “Local Rules and Clarifications” document below is a combination of modifications and interpretations of USGA Rules of Golf unique to the Laguna Woods Village Golf Course... **PLUS** ... reminders and explanations of frequently occurring situations already covered by the USGA Rules of Golf. These rules shall apply to all Club sponsored tournament play.

OUT OF BOUNDS - Boundary fences / walls, white stakes and inside edge (course side) of white painted lines. Chain link fence on Course 2 Hole 2 is a boundary fence. Block wall on the left near the green on Course 2 Hole 4 is also a boundary fence. The old white lines on the cart path behind the green on Course 1 Hole 5 and Course 2 Hole 6 is not out of bounds and the ball is to be played as it lies.

Note: - The entire ball must be on or beyond the white painted line (or beyond the inside points of stakes at ground level) to be considered out of bounds; should any part of the ball be in bounds, the ball is in play.

GENERAL AREA - (Formerly Known as “Through The Green”)

The area of the course that covers all of the course except for the other four defined areas:

1. the teeing area you must play from in starting the hole you are playing
2. all penalty areas
3. all bunkers
4. the putting green of the hole you are playing.

The general area includes all teeing locations on the course other than the teeing area, and all wrong greens.

PROTECTIVE FENCES - Take swing and stance relief from protective fences, plus line of sight. May go to drop area if provided. **No Penalty.**

Note: - A ball coming to rest near screens on the 1st fairway, 4th teeing area or in back of the 6th teeing area, Course 1, may be dropped in specified ball drop areas without penalty, or line of sight relief no nearer to the hole.

GROUND UNDER REPAIR – An abnormal course condition defined by a painted white line on the ground. Ground under repair also includes the following things even if not so marked:

- Grass cuttings, leaves and any other material piled for later removal. But: any natural materials that are piled for removal are also loose impediments, and any materials left on the course that are not intended to be removed are not ground under repair unless the Committee has defined them as such.
- Any materials left on the course that are not intended to be removed are not ground under repair unless so marked.
- Any hole made by the maintenance staff in setting up or maintaining the course (such as a hole where a stake has been removed or a hole made in removing turf or a tree stump or laying pipelines, but not including aeration holes.)

Note 1: - Ground Under Repair (Abnormal Course Condition) specifies that If your ball has not been found **and it is known or virtually certain** that your ball came to rest in or on an abnormal course condition on the course, you may take free relief where the ball last crossed the edge of the abnormal course condition on the course as the reference point. **Rule 16.1e**

Note 2: - If it cannot be determined whether a pile of debris is ground under repair, in Stroke Play events the correct procedure would be to use **Rule 20.1-c** and play two balls on that hole (one with relief and one without). The players should then find an official, such as the course's head golf professional, to make the determination after the round. In **Match Play** events a determination must be made on-the-spot using **Rule 20.1b**. You can never play a second ball in this situation in **Match Play**.

Note 3: - "Roped-off" areas of the course do **NOT** define Ground Under Repair and relief is not allowed **unless the area is roped off on all sides**. All other areas that are not closed off have been identified to keep cart traffic away.

NO PLAY ZONE - A part of the course where the Committee has prohibited play. A "no play zone" must be defined as part of either an abnormal course condition or a penalty area.

PENALTY AREA (Formerly Known as a "Water Hazard" or "Lateral Water Hazard") - An area from which relief with a one-stroke penalty is allowed if your ball comes to rest there. Laguna Woods Village Golf Course identifies Penalty Areas with Red Topped Stakes and/or Red Painted Lines. The edge of a penalty area extends both up above the ground and down below the ground.

- Stakes: When defined by stakes, the edge of the penalty area is defined by the line between the outside points of the stakes at ground level, and the stakes are inside the penalty area.
- Lines: When defined by a painted line on the ground, the edge of the penalty area is the outside edge of the line, and the line itself is in the penalty area.

Simple Lateral Relief may be taken from Red Penalty Areas:

- Where the ball last crossed the edge of a red penalty area, the player may drop the original ball or another ball in this lateral relief area. (see Rule 14.3):
- **Reference Point:** The estimated point where the original ball last crossed the edge of the red penalty area.
- **Size of Relief Area Measured from Reference Point:** Two club-lengths, but with these limits:
- **Limits on Location of Relief Area:** Must not be nearer the hole than the reference point, and may be in any area of the course except the same penalty area.

FLOWER BEDS – Defined by printed signs designating the area as a **Flower Bed** are no play zones that are to be treated as an abnormal course condition. Free relief must be taken from interference by the no play zone under **Rule 16.1f**.

Note: - Ground Under Repair (Abnormal Course Condition) specifies that If your ball has not been found **and it is known or virtually certain** that your ball came to rest in or on an abnormal course condition on the course, you may take free relief where the ball last crossed the edge of the abnormal course condition (**Flower Bed**) on the course as the reference point. **Rule 16.1e**

SOD SEAMS - If a player's ball lies in or touches a seam of cut turf or a seam interferes with the player's area of intended swing:

(a) Ball in General Area. The player may take relief under **Rule 16.1b**.

(b) Ball on Putting Green. The player may take relief under **Rule 16.1d**.

But interference does not exist if the seam only interferes with the player's stance.

EDGING GROOVES - The edging grooves around the aprons or fringes of putting greens are ground under repair. If a player's ball lies in or touches a groove or a groove interferes with the area of intended swing the player may take free relief under **Rule 16.1d**. But interference does not exist if the edging groove only interferes with the player's stance. The ball may be lifted and placed at the nearest point of relief, no nearer the hole.

STAKED TREES – Young trees identified specifically by stakes and wires that provide support to the tree are **no play zones**: If a player's ball lies anywhere on the course other than in a penalty area and it lies on or touches such a tree or such a tree interferes with the player's stance or area of intended swing, the player must take relief under **Rule 16.1f**.

ROOT RULE – If the path of your intended swing will be interfered by a tree root you may take free relief to **nearest point of the original ball position**, no nearer to the hole. **The ball shall be placed**, not dropped at the selected point of relief.

OBSTRUCTIONS:

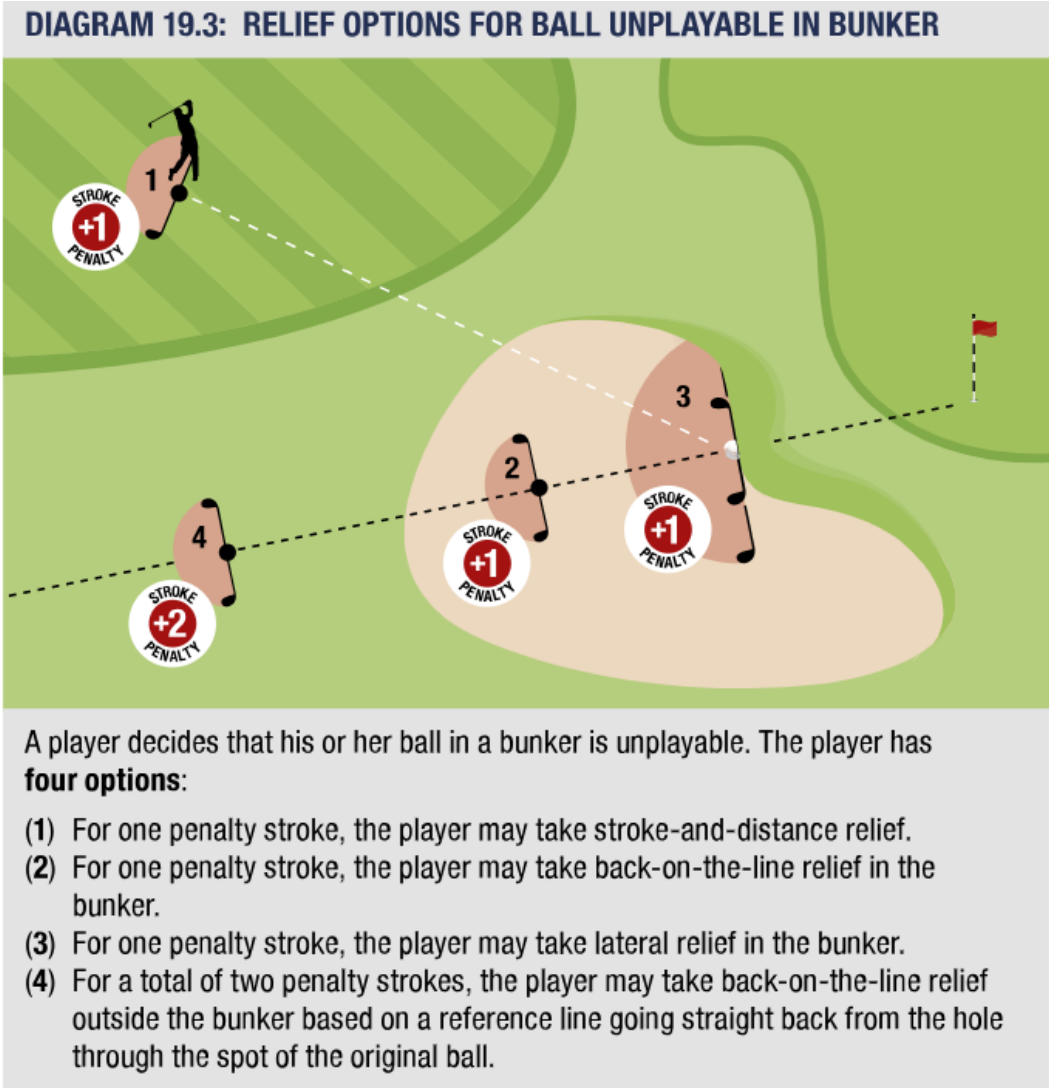
- **IMMOVABLE** – Cart paths, buildings, drainage grills, drainage ditches, valve covers, sprinkler heads, rabbit fences, control boxes, rails on split rail fences and colored yardage tiles. A drop within one club length from the nearest point of relief is allowed.
- **MOVABLE** – Yardage markers are treated as movable obstructions. They may be removed if there is interference with stance, swing or line of play. Note: Remove the yardage marker, not the ball.
- **TEMPORARY** – If trucks, tractors or other equipment temporarily parked on the course interfere with player's stance, swing, or line of play, the player may drop at the nearest point of relief not nearer the hole. If your ball lay under or through a fence and not OB, you may bring the ball back to the fairway side of the fence, no nearer hole, swing and stance relief with no penalty.
- **150 YARD AIMING POLES**- The poles providing 150 yardage and an aiming target in the fairways are to be treated as an immovable obstruction with regards to "Stance and Swing" only. If the pole interferes with a player fairly taking his/her stance or the path of their intended swing, a player may take relief using the nearest point of relief plus one club length that is not nearer to the hole. **No penalty**. If the pole is on the intended line of play, the player may elect to lift the pole from the ground and move it out of the way. If a player chooses to leave the pole in and their ball strikes it after playing a stroke, the ball shall be played as it lies. **No penalty**. Players are responsible for placing the pole back in the ground in a careful fashion.

SPRINKLER HEAD AND DRAINS RELIEF AROUND GREENS - If a sprinkler head **or drainage grate** interferes with the players line of play, but only if the sprinkler head **or drainage grate** is within two club-lengths from the green and the player's ball is within two

club-lengths from the **obstruction**, the player may lift, clean and drop his ball, at the nearest point of relief, no nearer the hole, without penalty.

TREE WELLS AND MULCH COVERED AREAS - Balls coming to rest within a tree well or a mulch covered area are specifically **NOT** entitled to relief. Bark chips and other materials within these areas may be treated as Loose Impediments.

UNPLAYABLE BALL IN A BUNKER – An additional option has been added to the 2019 Rules of Golf that may be applied when your ball is in a bunker. You may take unplayable ball relief using one of the four options shown in Diagram 19.3 below:



AERATION OF COURSE -

“If a player’s ball lies in or touches an aeration hole:

- (a) Ball in General Area. The player may take relief under **Rule 16.1b. (dropping)** the ball within one club length measured radially from a point directly behind where the ball is embedded and no nearer the hole, without penalty. If the ball comes to rest in another aeration hole the player may take relief again under this Local Rule.

(b) Ball on Putting Green. The player may take relief under **Rule 16.1d. (placing)** the ball at the nearest point of complete relief no nearer the hole, without penalty. But interference does **not** exist if the aeration hole only interferes with the player's stance or, on the putting green, on the player's line of play. **PREFERRED LIES - General Area**

Only on holes where carts are restricted to the cart paths due to wet and muddy conditions, a ball may be lifted, cleaned, and placed within one club length (longest club in the bag that is not a putter) of the original lie, not nearer the hole. **The tournament committee has the authority to alter this rule and will post event rules prior to the start of an event.**

E-5 Alternative to Stroke and Distance for Lost Ball or Ball Out of Bounds

Purpose. When a provisional ball has not been played, significant issues with pace of play can result for a player needing to take stroke-and-distance relief for a ball that is out of bounds or cannot be found. The purpose of this Local Rule is to allow a Committee to provide an extra relief option that allows a player to play on without returning to the location of the previous stroke.

The Local Rule is appropriate for general play where golfers are playing casual rounds or playing their own competitions. The Local Rule is not appropriate for competitions limited to highly skilled players (that is, professional competitions and elite amateur competitions). For guidance on when and how this Local Rule may be used in order for scores to be submitted for handicapping purposes, consult the rules or recommendations contained within the Handicap System operating in the local jurisdiction.

Where a Committee has introduced such a Local Rule for general play, and removes it for competitions, it should ensure that all players are aware of this before play begins.

A Committee may introduce such a Local Rule for all play on the course or only for one or two specific holes where it may be especially useful (for example, where players are unable to see the landing area and therefore may not know whether or not to play a provisional ball).

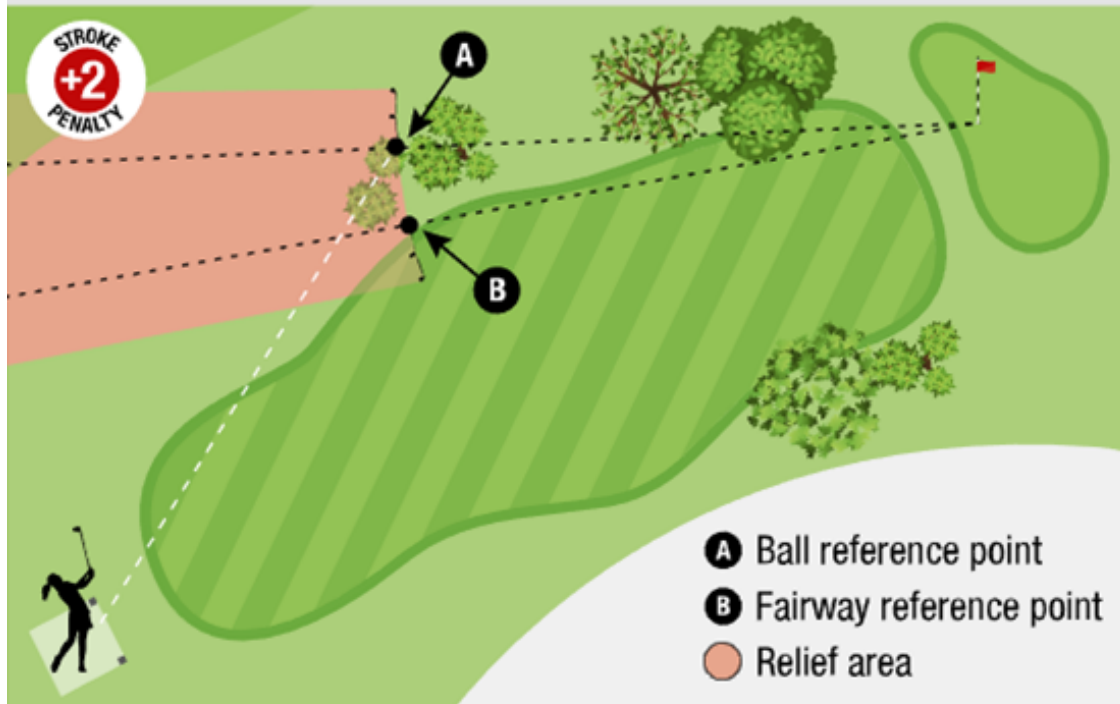
This option allows the player to drop in a large area between the point where the ball is estimated to have come to rest or gone out of bounds and the edge of the fairway of the hole being played that is not nearer the hole.

The player gets **two penalty** strokes when using this relief option. This means that the relief is comparable to what could have been achieved if the player had taken stroke-and-distance relief.

This Local Rule cannot be used for an unplayable ball, or for a ball that is known or virtually certain to be in a penalty area.

If a provisional ball is played and neither the original ball nor the provisional ball can be found, then the Local Rule may be applied for the provisional ball that cannot be found.

MLR E-5 DIAGRAM 1: BALL NOT FOUND



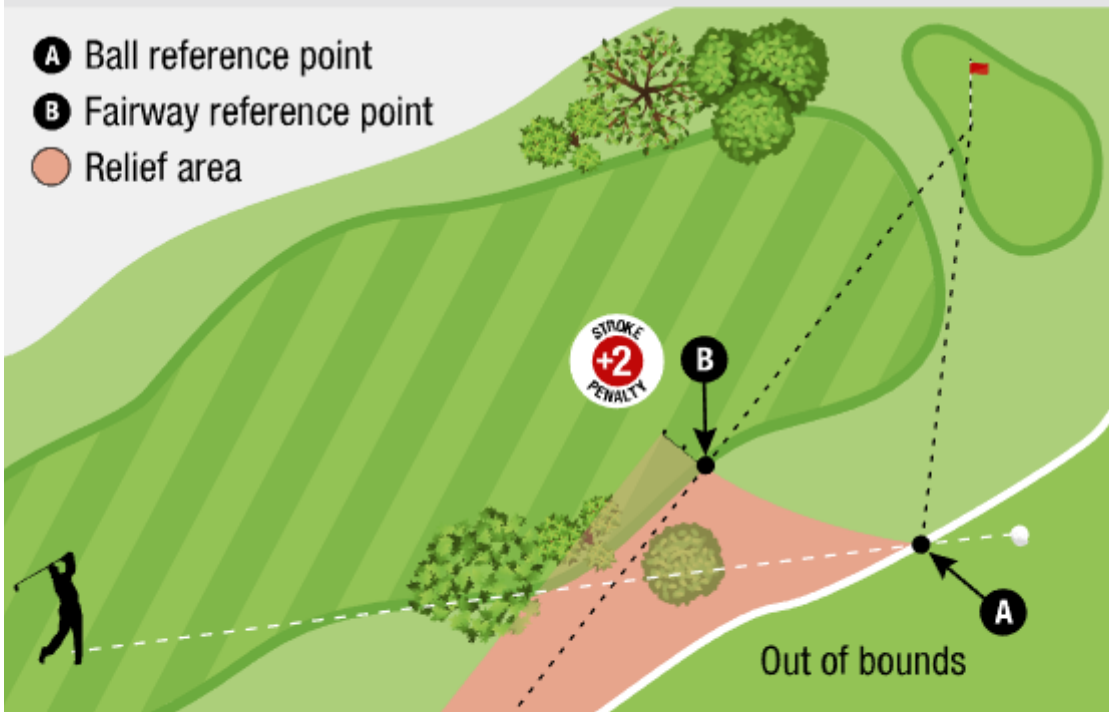
When a player's ball has not been found, the player may take stroke-and-distance relief, or when Model Local Rule E-5 is introduced, the player has the additional option to drop a ball in and play from the relief area described below for two penalty strokes:

Reference Points	Size of Relief Area	Limits on Relief Area
<p>A. Ball Reference Point: The point where the original ball is estimated to have come to rest on the course (point A)</p> <p>B. Fairway Reference Point: The point of fairway of the hole being played (point B) that is nearest to the ball reference point, but is not nearer the hole than the ball reference point</p>	<p>Anywhere between:</p> <ul style="list-style-type: none"> • A line from the hole through the ball reference point (point A) (and within two club-lengths to the outside of that line), and • A line from the hole through the fairway reference point (point B) (and within two club-lengths to the fairway side of that line) 	<p>The relief area:</p> <ul style="list-style-type: none"> • Must not be nearer the hole than the ball reference point, and • Must be in the general area

Player Notes:

As the relief area is likely to be very large, the ball could roll a considerable distance from the spot where it first strikes the ground and not need to be dropped again.

MLR E-5 DIAGRAM 2: BALL OUT OF BOUNDS

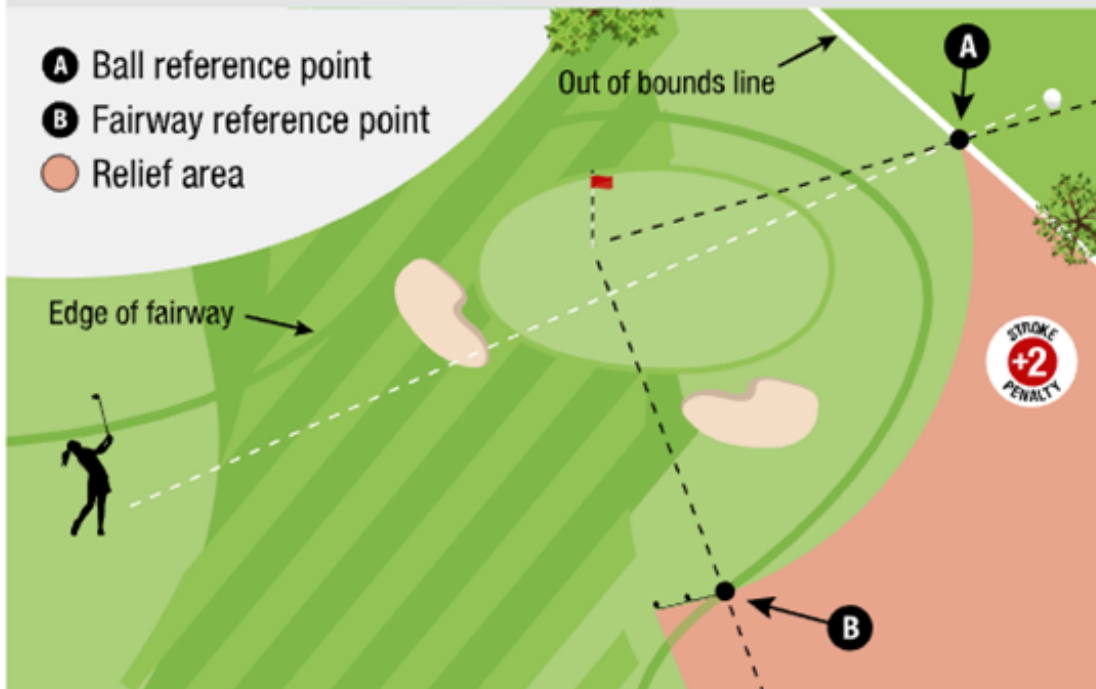


When a player’s ball is known or virtually certain to be out of bounds, the player may take stroke-and-distance relief, or when Model Local Rule E-5 is introduced, the player has the additional option to drop a ball in and play from the relief area described below for two penalty strokes:

Reference Point	Size of Relief Area	Limits on Relief Area
<p>A. Ball Reference Point: The point where the original ball is estimated to have last crossed the edge of the course boundary to go out of bounds (point A)</p> <p>B. Fairway Reference Point: The point of fairway of the hole being played (point B) that is nearest to the ball reference point, but is not nearer the hole than the ball reference point</p>	<p>Anywhere between:</p> <ul style="list-style-type: none"> • A line from the hole through the ball reference point (point A) (and within two club-lengths to the outside of that line but still on the course), and • A line from the hole through the fairway reference point (point B) (and within two club-lengths to the fairway side of that line) 	<p>The relief area:</p> <ul style="list-style-type: none"> • Must not be nearer the hole than the ball reference point, and • Must be in the general area

Player Notes:
As the relief area is likely to be very large, the ball could roll a considerable distance from the spot where it first strikes the ground and not need to be dropped again.

MLR E-5 DIAGRAM 3: BALL NOT FOUND OR OUT OF BOUNDS CLOSE TO GREEN



When a player's ball has not been found or is known or virtually certain to be out of bounds, the player may take stroke-and-distance relief, or when Model Local Rule E-5 is introduced, the player has the additional option to drop a ball in and play from the relief area described below for two penalty strokes:

Reference Points	Size of Relief Area	Limits on Relief Area
<p>A. Ball Reference Point: The point where the original ball is estimated to have come to rest on the course or last crossed the edge of the course boundary to go out of bounds (point A)</p> <p>B. Fairway Reference Point: The point of fairway of the hole being played (point B) that is nearest to the ball reference point, but is not nearer the hole than the ball reference point</p>	<p>Anywhere between:</p> <ul style="list-style-type: none"> • A line from the hole through the ball reference point (point A) (and within two club-lengths to the outside of that line), and • A line from the hole through the fairway reference point (point B) (and within two club-lengths to the fairway side of that line) 	<p>The relief area:</p> <ul style="list-style-type: none"> • Must not be nearer the hole than the ball reference point, and • Must be in the general area

Player Notes:

As the relief area is likely to be very large, the ball could roll a considerable distance from the spot where it first strikes the ground and not need to be dropped again.

Local Rule E-5

“When a player’s ball has not been found or is known or virtually certain to be out of bounds, the player may proceed as follows rather than proceeding under stroke and distance.

For **two penalty strokes**, the player may take relief by dropping the original ball or another ball in this relief area (**see Rule 14.3**):

Two Estimated Reference Points:

a. Ball Reference Point: The point where the original ball is estimated to have:

- Come to rest on the course, or
- Last crossed the edge of the course boundary to go out of bounds.

b. Fairway Reference Point: The point of fairway of the hole being played that is nearest to the ball reference point but is not nearer the hole than the ball reference point.

For purposes of this Local Rule, “fairway” means any area of grass in the general area that is cut to fairway height or less.

If a ball is estimated to be lost on the course or last crossed the edge of the course boundary short of the fairway, the fairway reference point may be a grass path or a teeing ground for the hole being played cut to fairway height or less.

Size of Relief Area Based on Reference Points: Anywhere between:

- A line from the hole through the ball reference point (and within two club-lengths to the outside of that line), and
- A line from the hole through the fairway reference point (and within two club-lengths to the fairway side of that line).

But with these limits:

Limits on Location of Relief Area:

- Must be in the general area, and
- Must not be nearer the hole than the ball reference point.

Once the player puts a ball in play under this Local Rule:

- The original ball that was lost or out of bounds is no longer in play and must not be played.
- This is true even if the ball is found on the course before the end of the three-minute search time (**see Rule 6.3b**).

But the player may not use this option to take relief for the original ball when:

- That ball is known or virtually certain to have come to rest in a penalty area
- or**
- The player has played another ball provisionally under penalty of stroke and distance (**see Rule 18.3**).

A player may use this option to take relief for a provisional ball that has not been found or is known or virtually certain to be out of bounds.

RANGEFINDERS – The use of distance measuring devices “**Rangefinders**” are permitted, but the use of the **slope function** must be **disabled**. The slope function on any rangefinder cannot be used in any LWMGC Event. **Ref: USGA Rule 4.3a**