

Madison Bead Society

PO Box1563, Madison, WI 53701-1563 | info@madisonbeadsociety.org | www.madisonbeadsociety.org

President Letter – March 2020

I'm sorry if you missed the February meeting. We were a small group but it made the program more intimate. Mallory walked us through creating our own color wheel and we discussed other terminology associated with color. In the last half hour, we applied what we learned to projects in beading magazines. Determining what attracted you to the pattern and breaking down the colors was a fun exercise and something that takes practice. It was very interesting -- and enlightening! I have a new approach to bead buying now, especially when you find a bead pattern and want/need to change the colors. Nancy suggested that Mallory should submit her color theory as a class for the 2021 Art Glass and Bead Show. If she does, I recommend it.

CANCELLED [If it is rescheduled for 2020, we'll let you know]

Art Glass and Bead Show's 15th Anniversary – March 20-22

We need someone at the MBS table Saturday morning specifically, additional volunteers for the other shifts are also appreciated. The vendor hall is open Sat. 10 to 5 and Sun. 10 to 4. Thanks to everyone who has volunteered. We will have grab bags for sale (\$3 per bag), and volunteers are permitted to sell their finished pieces or lampwork beads while they are staffing the table. Please take your for-sale items with you when your shift is over.

March 24th Meeting: Bead Loom [Still on as of this writing]

Location: Alicia Ashman Public Library (733 N. High Point Rd.). Meeting is from 6:30 to 8:30, Board meeting at 6:00, any member may attend.

Presenter: Mary Jo Schiavoni

Supplies: bead loom, beading thread (Nymo will work), size 10 beading needle, 3 colors of seed beads either size 8 or size 10 [Editor's Note: if you haven't done bead looming before, use size 8 beads; if you have some experience with a bead loom, you can mix sizes]

Mary Jo will go over the basics of bead looming. Don't buy one just for the meeting, there will be a couple extra ones at the meeting. Try it out and see if you like it before buying a bead loom. Mary Jo also supplied me with a pattern (last page), so we're all on the same page. I'll have extra copies at the meeting. [I apologize for the smudged flower in the top pattern.]

Each pattern is the same width, 6 strings. Use black or white thread or a color to match the background color you selected.

University of Wisconsin Hospital Display – May 2020

The UW Hospital display is almost here so I hope you've been working on pieces for display/sale; we'll be collecting them soon. To have a good display, we'll need between 75 and 100 pieces. If you do choose to sell, remember that 20% of each sale goes back to the hospital's art fund. Details will be sent in a separate email and again in the next letter. (Promise!)

Closing thoughts

Still haven't started any beading projects since recovering from trigger thumb, but the scarf I'm knitting is coming along nicely. I'm looking forward to getting some beading materials at the Art Glass and Bead Show to finish some projects.

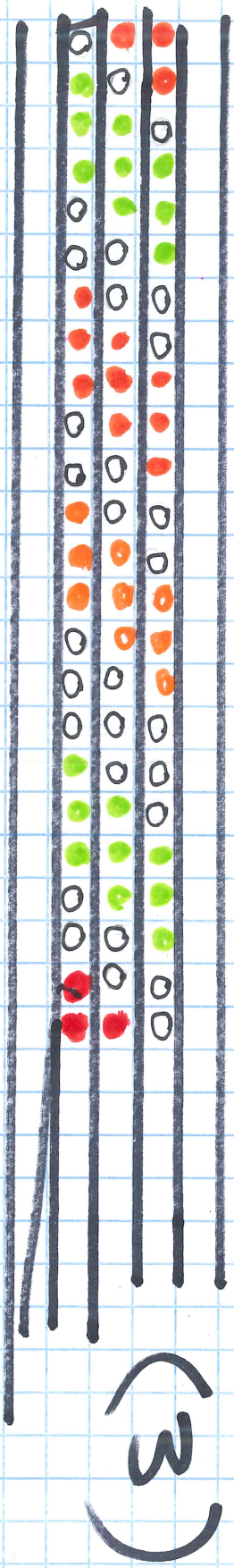


April Meeting: I presented two projects to the members at the February meeting and the winner was "Bugle Boardwalk Bracelet." This pattern calls for at least 55 twisted bugle beads (2x12 mm), size 11 seed beads, beading thread (the pattern calls for Nymo but I'm going to use Fireline), and beading wire (pattern calls for C-Flex beading wire (0.012), but I'm going to use Softflex), and a 2-strand box clasp.

2020 Meetings: March 24, April 28, May 26 (day after Memorial Day), June 23, July 28, August 25, September 22, October 27, November 24 (that's Thanksgiving week)

Thanks for reading and bead on!

Pat Reichert president@madisonbeadsociety.org

PAZTEERNS (Pick One)



O = BACK GROUND BEADS (Black or White is nice)

} PATTERN BEADS