



Mother's Care Public
School

Holiday Homewok

Class-K.G.

*Wish Your All Very-
Very happy Summer
vacation*





Summer Fun with Looney Tunes

It's time to have some fun, Summer holidays
have just begun,

You can dance, you can sing,

Climb a tree or fly high on a swing!

Put together a jigsaw, bake a cake, Go to camp
or swim in a lake, Exciting places you can travel
to, Rome, Spain or Timbuktu!

Help your mom 'n' dad as you always should,
Care for your grandparents as a Goenkan would;

Work, enjoy, have fun - with your head held
high!

You are a Goenkan - reach out for the Sky!



**Dear
Parents**








Summer vacation is a welcome break....Break from fixed schedules, rules and regulations of the school. Freedom brings more responsibility, so keeping this in mind; we have planned most of the activities to keep our children engaged and also help them in channelizing their energies. Kindly help and guide your child in completing his work and also exploring his creative self. Submit the given homework in a folder with clearly mentioned name, class and section. Kindly take the coloured print outs of the worksheets. It would be wonderful if the children themselves decorate the folders with their tiny hands.

Happy Holidays! Have fun with your little one!

**Regards
ClassTeacher**

HOW INDEPENDENT CAN I BECOME?

Make your child more independent by teaching him or her various activities like

-  **Buttoning and unbuttoning the shirt .**
-  **Laying the table .**
-  **Folding mats and clothes.**
-  **Arranging their toy shelf.**
-  **Learning to wear shoes and socks.**
-  **Learning how to zip their school bag and their uniform.(shorts)**
-  **Sorting and pairing household items.**

JUNE FUN ACTIVITIES

- 1. Go out with your family and learn some traffic rules or signs.**
- 2. Count to 100.**
- 3. Practice tying your shoe laces.**
- 4. Help your mom in cleaning things.**
- 5. Become the host of the house.**
- 6. Make a call to your cousin.**
- 7. Go to the garden with your friend and explore the names of the ride**
- 8. Make a card for your father.**
- 9. Help your Parents in gardening.**
- 10. See what floats or sinks in the bath tub.**
- 11. Try to shampoo your hair independently.**
- 12. Help your mother in filling water bottles.**
- 13. Revise reverse counting 10-0 on stairs.**
- 14. Visit any worship place.**
- 15. Help your mother in serving.**
- 16. Make a clock from a paper plate.**
- 17. Find the youngest and eldest member in your family.**
- 18. Count the number of family members.**

Good Manners

Good manners are lifelong assets and they should be practised until they become habit. Revise the four magical words: Please, Sorry, Thank you, Excuse me.



Hygiene

1. Brush your teeth twice a day.



2. Trim your nails and hair .



3. Do not waste water and electricity.



4. Keep your environment and surrounding clean.



This is me!


My name is

I am a

Girl

Boy

PASTE YOUR PHOTOGRAPH HERE



I am a star.



PHONETICS

A says ऐ as in apple, axe, arrow

B says ब as in ball, bag, balloon

C says क as in cat, candle, car

D says ड as in dog, drum, doctor

E says ए as in elephant, elbow, engine

F says फ as in frog, fish, fan

G says ग as in grapes, gate, god

H says ह as in horse, house, hot

I says आइ as in ice-cream, iron, island

J says ज as in joker, jar, jelly


K says क as in kite, kettle, kangaroo

L says ल as in lion, leaf, lock

M says म as in mango, mat, mother



N says न as in nest, nut, nose
O says औ as in orange, ostrich, ox
P says प as in parrot, peas, pocket
Q says क्व as in quarter, quill, quilt
R says र as in rocket, rat, red
S says स as in sun, socks, swing
T says ट as in tiger, time, toffee
U says अ as in umbrella, under, urn
V says व as in van, vulture, violin
W says वह as in wall, watch, window
X says क्स as in x-ray, x-mass tree
Y says य as in yo-yo, yolk, yellow
Z says ज़ as in zip, zigzag, zero



Write the first letter of the word showing the picture.

Write small letters of the following:

A

—

L

—

C

—

W

—

G

—

E

—

J

—

I

—

K

—

M

—

N

—

Q

—

S

—

R

—

V

—

U

—

Z

—

Y

—

ENGLISH

Match the capital letters with small letter

H

b

F

u

P

h

B











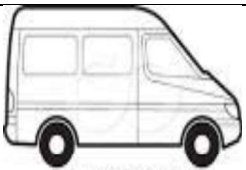

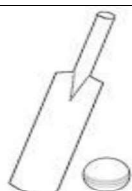
f

U





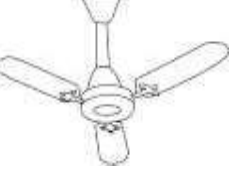









p

Subject: English

Q.1 Look at the picture and write the correct name:

		
		
		
	 <small>ClipartOI.com/227976</small>	 <small>© iStockphoto.com/227976</small>
		


Q.2 Look at the Picture and fill the correct vowel.

	c__t		m__n
	b__t		r__t
	f__n		b__g
	c__p		m__p
	v__n		p__n
	h__t		c__b
	j__m		s__d

Writing Activity

Write cursive *a* *z* to in English Notebook daily.
Make separate English Notebook (four line notebook) for this work.

Join the dots. Colour the picture.




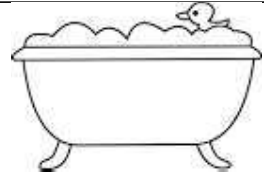

चित्र देखकर पहला अक्षर लिखो








चित्र पहचान कर लिखो।



10

पहचानो और मिलान करो



अ

ऊ

ओ

आ

उ

अ

अं

औ

हिंदी

प्रश्न 1 अ से ज्ञ तक पांच बार लिखो

प्रश्न 2 चित्र देखकर लिखो

प्रश्न 3 दो वर्णों के शब्द लिखो (20)

प्रश्न 4 तीन वर्णों के शब्द लिखो (20)

प्रश्न 5 कविता याद करो

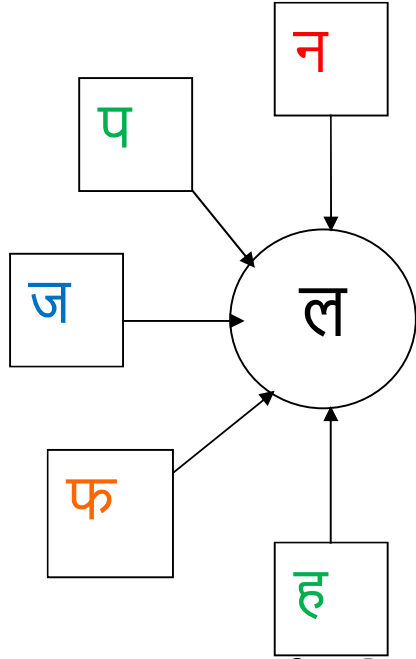
1 फुलवारी गीतों की

2 हम उस ईश्वर के गुण गाए


3 गिनती

HINDI

वर्णों को जोड़कर नए शब्द बनाओ



चित्र पहचान कर सही वर्ण भरो :-



_____ ल



न _____



_____ र



_____ श



_____ ब



क _____ -

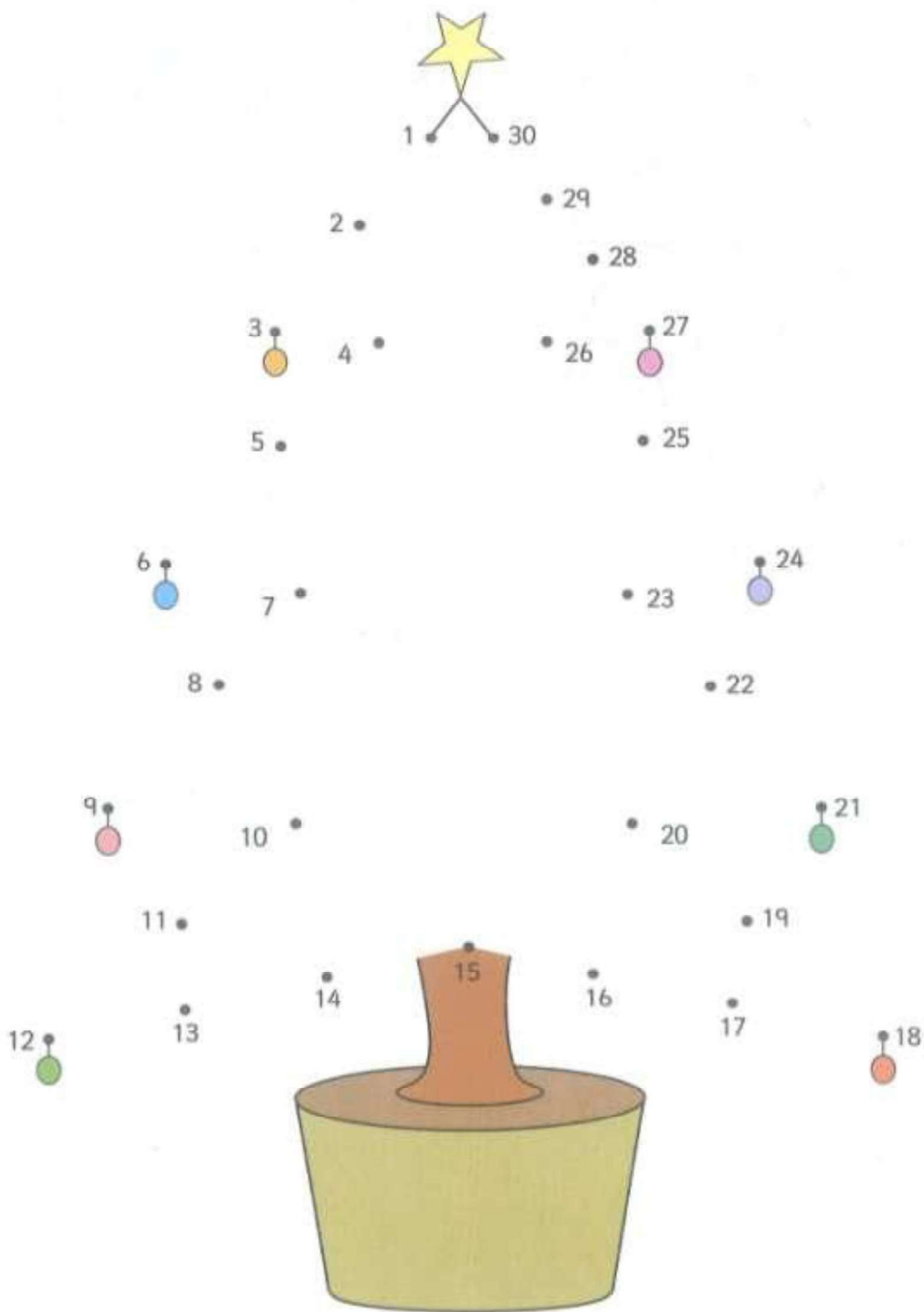
चित्र देखकर पहला अक्षर लिखो

















Join the dots (1 -30) :



Write the missing numbers.

19					24
28					33
16					21
35					40

Count and colour the correct number of balls.

7	
3	
6	
8	
10	
2	
1	
4	
9	
5	

Colour the circle yellow, triangle green, rectangle red and square blue.



Circle




Triangle




Rectangle



Square



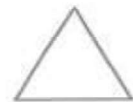

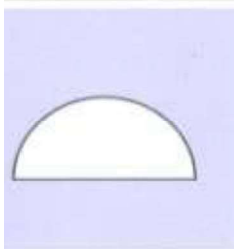
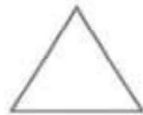



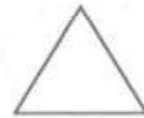

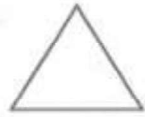




Look at the picture.
Fill in the blanks.



1. There are 5 children in the park.
2. There are 5 balls.
3. There are 4 trees in the park.
4. There are 2 bicycles.
5. 2 boys are flying kites.

Colour the shape in each row that matches the first one.



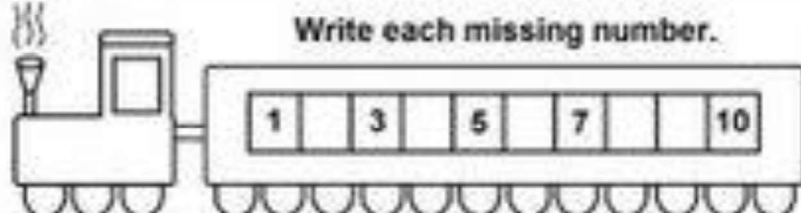
MATHEMATICS

Write each missing number.

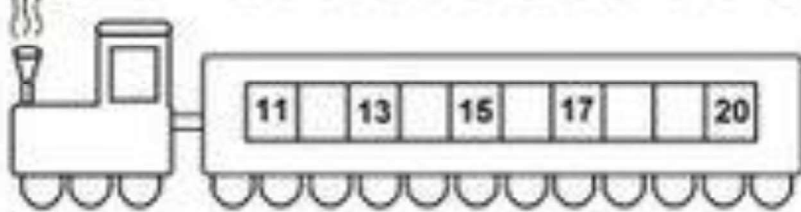
1		3		5			8
9		11		13			16
17		19		21			24
25		27		29			32
33		35		37			40
41		43		45			48
				49	50		

Name _____ Date _____

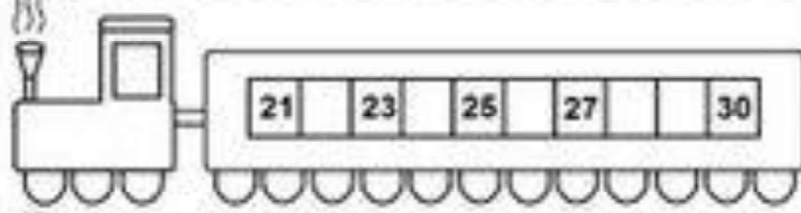
Write each missing number.



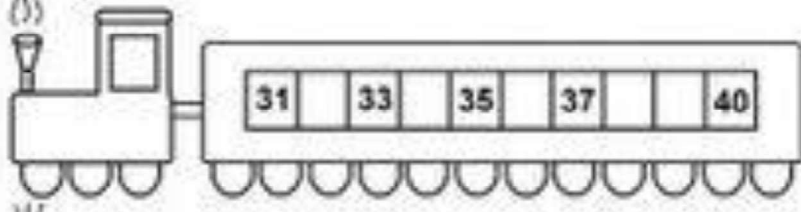
1	3	5	7		10
---	---	---	---	--	----



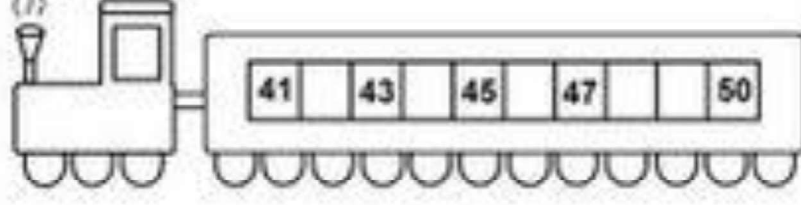
11	13	15	17		20
----	----	----	----	--	----



21	23	25	27		30
----	----	----	----	--	----



31	33	35	37		40
----	----	----	----	--	----



41	43	45	47		50
----	----	----	----	--	----

Subject: Maths

What comes after, before and between.

8__

__32

20__

11__

39__

__46

__50

__41

__23

31__33

__43

35__37

38__40


Reverse counting 50 to 1.

TO	TO	TO	TO	TO
50	40	30	20	10
41	31	21	11	1

GK

My body

Label the given body parts next to the correct part of the body.



head
body
leg
neck
foot
finger
hand
arm

GK

Oran Learn

Q1 Learn 5 parts of body.

Q2 Learn 5 fruits name.

Q3 Learn 5 vegetable name.

Q4 Learn 5 flower name.

Q5 Learn 5 birds name.

Q6 Learn sense organs.

Have a great



VaCaTion!