



# HI HAT, 3-STAGE

BASES



HAT  
COLLECTIVE™  
HUMAN ACTIVE TECHNOLOGY

## FREEDOM TO MOVE.

Create an active work environment with a base that offers maximum height capability. With Hi HAT, users have increased access to movement, which allows for a healthier, happier, and more productive work life.



Handset offers two mounting options to accommodate any edge profile

This sturdy three-stage electric base uses an easy-to-assemble, folding frame design. The width of the base is expandable and includes a reliable, programmable handset, dual sync motors, and the assurance of an anti-collision safety monitor.


### FEATURES

- **Handset:** With two mounting options, the Hi HAT's handset matches the design of the Reya Power Family for one continuous aesthetic.
- **Integrated:** Includes programmable three-position LED handset and cable manager.
- **Electric Lift:** Dual sync motors allow for a 300 lb. lift capacity, which raises at 1.5" per second.
- **Smart:** Anti-collision safety sensor prevents accidents.
- **Flexible:** Also works in corner and 120-degree configurations.
- **Certified:** UL 962, Intertek Clean Air Gold, and qualifies for LEED credits.
- **A Safe Space™ Product:** Easily reconfigured to allow for social distancing in the workplace.

### SPECIFICATIONS

#### Finishes

In-Stock:



#### Dimensions

Height Range: 23.75" - 49"

Width Options: S: 24" - 41"  
L: 42" - 72"

#### Part Numbers

HAT2-Hi-S-\_\_ (T-Foot)  
HAT2-Hi-L-\_\_ (T-Foot)  
HAT2-Hi-S-C24-\_\_ (C-Foot, 24")\*  
HAT2-Hi-L-C24-\_\_ (C-Foot, 24")\*  
HAT2-Hi-S-C27-\_\_ (C-Foot, 27")\*  
HAT2-Hi-L-C27-\_\_ (C-Foot, 27")\*


### WARRANTY

Motor & Parts: 12 Years

Craftsmanship: Lifetime

WORKSURFACES.

Surfaces can be added to any base or bench in 17 standard sizes.  
Worksurface orders must include a corresponding base or bench.







Rectangular worksurface

SPECIFICATIONS

Finishes

In-Stock & Standard:

-  Designer White  
DW
-  Manitoba Maple  
MM
-  Fawn Cypress  
FC
-  Pinnacle Walnut  
PW

Shapes

Rectangular

Sizes

17 Standard Size Options Available  
Rectangular:  
Range from 24" x 24" to 30" x 72"

In-Stock

Designer White, Fawn Cypress,  
Manitoba Maple, Pinnacle Walnut  
30" x 48", 30" x 60", 30" x 72"

SHIPPING

- **In-Stock Items:** 1 - 24 units ship in 3 business days
- **Standard Items:** 15 - 249 units ship in 10 - 15 business days  
250+ units call for lead time

WARRANTY

5 Years