

Millenia Shelving



Millenia™ Shelving guarantees a premium storage option. This innovative new shelving system combines an easy-to-clean product coupled with cost efficient technologies. System offers a multi-functional design and lifetime warranty against rust and corrosion. Unique dunnage add-on supports, add stability and increases weight capacity on the bottom shelf. Quantum expert shelving consultants can help you prepare a complimentary 2D or 3D layout to optimize your space.

NEW



APPLICATIONS

Food service, walk-in coolers, healthcare storage, supermarket. Suitable to be used in wet, humid, or dry environments and applications.



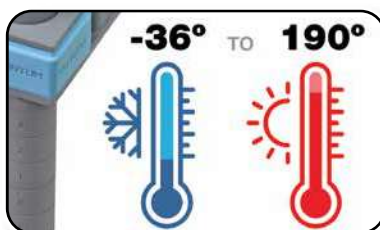
EASY TO ASSEMBLE AND INSTALL

Shelves come preassembled for easier installation and can be adjusted on a 1" increment. No tools required.



EASY TO CLEAN

Shelf plates can be easily removed for cleaning by hand or industrial dishwasher.



TEMPERATURE RANGE

With a wide temperature range, Millenia Shelving can be used in all extreme environments:

- Dry Storage
- Wet Storage
- Coolers
- Freezers



RUST AND CORROSION FREE

All Millenia Shelving is supported by a lifetime warranty against rust and corrosion. Its polymer composition makes it resistant to abrasive chemicals and wet environments.

PERFORMANCE FEATURES:

- Lifetime limited warranty
- Shelving unit materials:
 - Beams/Side Connectors/Adjustable Foot/Shelf Conus/Connector: Pultruded with glass fibers and thermoset resin composite
 - Shelf Plates: Polypropylene (available in vented or solid)
 - Bumper: Reinforced nylon
 - Post Cap: Polypropylene
- Up to 1,000 lb. load capacity per shelf evenly distributed and up to 2,000 lb. overall shelving unit **Dunnage stand recommended for units with 54" and longer shelves*
- No tools required for assembly
- National Sanitation Foundation (NSF) Approved
- Mobile capability available
- Shipped KD Class 92.5

WIDTHS (W): 18", 21", 24"

LENGTHS (L): 24", 30", 36", 42", 48", 54", 60", 72"

HEIGHTS (H): 14", 26", 38", 50", 62", 74", 86", 98"



CAD DESIGN

Design assistance is available for all your projects from room layouts to shelving or cart design. We'll create and develop an integrated system around your requirements. Layouts can be created to accommodate your space with the appropriate product mix.

Quantum offers the most complete package of storage products to satisfy all your requirements. Let us review your next project to maximize your storage space.

- Industry Exclusive 3D Modeling
- Blueprint & AutoCAD Compatible
- Space Utilization & Maximization
- Plan-o-grams



NEW



Millenia Shelving



SHELF WITH VENTED SURFACE



SHELF WITH SOLID SURFACE



PRIVATE LABEL CAPABILITY



UNIT CAN BE STATIONARY OR MOBILE



SOLID BOTTOM SHELF AIDS IN PROTECTING PRODUCT FROM DUST AND DIRT COMING FROM THE GROUND

Maximum load capacity evenly distributed

*Extra reinforcement dunnage stand recommended for units with 54" and longer shelves

Up to 1,000 lb.
LOAD CAPACITY PER SHELF


TRANSFORMING THE WAY YOU WORK AND STORE

Optimized Space Utilization

By using various accessories, multiple shelving configurations become possible without compromising the maximum load capacity of the shelving system.



ADD-ON UNIT CAPABILITY (SIDE TO SIDE)



ADD-ON UNIT CAPABILITY (L-SHAPE)



ADD-ON UNIT CAPABILITY (U-SHAPE)

Millenia Shelves



Each shelf includes 4 packs of split sleeves **QPSS** and 4 support gussets **QPG**.

MODEL NO.	NOMINAL DIMENSIONS W" x L"	SHIP WGT
Millenia Shelving Solid Shelves		
QP1824SS	18" x 24"	6 lbs
QP1830SS	18" x 30"	7 lbs
QP1836SS	18" x 36"	9 lbs
QP1842SS	18" x 42"	10 lbs
QP1848SS	18" x 48"	11 lbs
QP1854SS	18" x 54"	12 lbs
QP1860SS	18" x 60"	13 lbs
QP1872SS	18" x 72"	15 lbs
QP2124SS	21" x 24"	7 lbs
QP2130SS	21" x 30"	8 lbs
QP2136SS	21" x 36"	9 lbs
QP2142SS	21" x 42"	10 lbs
QP2148SS	21" x 48"	12 lbs
QP2154SS	21" x 54"	13 lbs
QP2160SS	21" x 60"	14 lbs
QP2172SS	21" x 72"	16 lbs
QP2424SS	24" x 24"	8 lbs
QP2430SS	24" x 30"	10 lbs
QP2436SS	24" x 36"	12 lbs
QP2442SS	24" x 42"	13 lbs
QP2448SS	24" x 48"	15 lbs
QP2454SS	24" x 54"	16 lbs
QP2460SS	24" x 60"	18 lbs
QP2472SS	24" x 72"	21 lbs
Millenia Shelving Vented Shelves		
QP1824VS	18" x 24"	6 lbs
QP1830VS	18" x 30"	7 lbs
QP1836VS	18" x 36"	8 lbs
QP1842VS	18" x 42"	9 lbs
QP1848VS	18" x 48"	10 lbs
QP1854VS	18" x 54"	11 lbs
QP1860VS	18" x 60"	12 lbs
QP1872VS	18" x 72"	14 lbs
QP2124VS	21" x 24"	6 lbs
QP2130VS	21" x 30"	8 lbs
QP2136VS	21" x 36"	9 lbs
QP2142VS	21" x 42"	10 lbs
QP2148VS	21" x 48"	11 lbs
QP2154VS	21" x 54"	12 lbs
QP2160VS	21" x 60"	13 lbs
QP2172VS	21" x 72"	15 lbs
QP2424VS	24" x 24"	8 lbs
QP2430VS	24" x 30"	9 lbs
QP2436VS	24" x 36"	11 lbs
QP2442VS	24" x 42"	12 lbs
QP2448VS	24" x 48"	13 lbs
QP2454VS	24" x 54"	15 lbs
QP2460VS	24" x 60"	16 lbs
QP2472VS	24" x 72"	19 lbs

Up to **1,000 lb.**
LOAD CAPACITY
PER SHELF



GUSSETS QPG

Included with all shelves
for extra support
(Sold as 4-pack)

SOLID SHELF QP1836SS

(Plates can be removed and
are dishwasher safe)



NEW

SLEEVES QPSS

Included with all shelves
(Sold as 4-pack)



VENTED SHELF QP1836VS

(Plates can be removed and
are dishwasher safe)



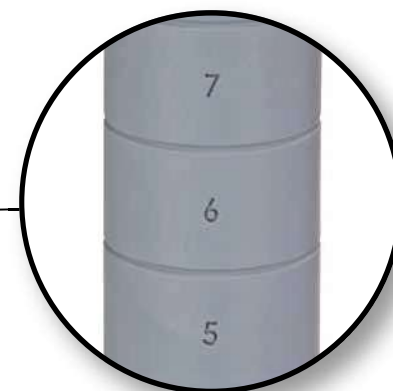
POST CAP QPPC

(Sold as 4-pack)



POST QPP14

FLOOR ADAPTER QPFA



SHELF CAN BE ADJUSTED ON A 1" INCREMENTS.
NO TOOLS REQUIRED

Millenia Posts



Each post includes post cap **QPPC** and floor adapter **QPFA**.

MODEL NO.	NOMINAL DIMENSIONS H"	SHIP WGT
Millenia Shelving Posts		
QPP14*	14"	1 lb
QPP26*	26"	1 lb
QPP38*	38"	2 lbs
QPP50*	50"	2 lbs
QPP62*	62"	2 lbs
QPP74*	74"	3 lbs
QPP86*	86"	3 lbs
QPP98	98"	3 lbs

To order posts for mobile use, replace **QPP** with **QPPM** in Model Number

Millenia Vented Shelf Units



Vented shelves allow for storage from small to large items. Open grid surface allows for air circulation and minimal dust buildup. All vented complete shelf units consist of 4 or 5 shelves and 4 posts. Mobilize starter kit shelving unit using optional mobile kit.

Up to 1,000 lb.
LOAD CAPACITY PER SHELF

OPTIONAL MOBILE KIT QPPSC-5S

Includes four 5"x1-1/4" Polymer swivel casters, 2 with brake and four donut bumpers
Up to 800 lb. mobile load capacity (evenly distributed)



4 SHELF VENTED UNIT



5 SHELF VENTED UNIT

MODEL NO.	NOMINAL DIMENSIONS W" x L" x H"	SHIP WGT
50" Millenia 4 Shelf Vented Shelving Unit		
QP182450VS-4	18" x 24" x 50"	31 lbs
QP183050VS-4	18" x 30" x 50"	35 lbs
QP183650VS-4	18" x 36" x 50"	39 lbs
QP184250VS-4	18" x 42" x 50"	43 lbs
QP184850VS-4	18" x 48" x 50"	47 lbs
QP185450VS-4	18" x 54" x 50"	52 lbs
QP186050VS-4	18" x 60" x 50"	56 lbs
QP187250VS-4	18" x 72" x 50"	64 lbs
QP212450VS-4	21" x 24" x 50"	33 lbs
QP213050VS-4	21" x 30" x 50"	37 lbs
QP213650VS-4	21" x 36" x 50"	42 lbs
QP214250VS-4	21" x 42" x 50"	46 lbs
QP214850VS-4	21" x 48" x 50"	50 lbs
QP215450VS-4	21" x 54" x 50"	56 lbs
QP216050VS-4	21" x 60" x 50"	60 lbs
QP217250VS-4	21" x 72" x 50"	69 lbs
QP242450VS-4	24" x 24" x 50"	39 lbs
QP243050VS-4	24" x 30" x 50"	45 lbs
QP243650VS-4	24" x 36" x 50"	50 lbs
QP244250VS-4	24" x 42" x 50"	56 lbs
QP244850VS-4	24" x 48" x 50"	61 lbs
QP245450VS-4	24" x 54" x 50"	68 lbs
QP246050VS-4	24" x 60" x 50"	74 lbs
QP247250VS-4	24" x 72" x 50"	84 lbs

MODEL NO.	NOMINAL DIMENSIONS W" x L" x H"	SHIP WGT
50" Millenia 5 Shelf Vented Shelving Unit		
QP182450VS-5	18" x 24" x 50"	37 lbs
QP183050VS-5	18" x 30" x 50"	42 lbs
QP183650VS-5	18" x 36" x 50"	47 lbs
QP184250VS-5	18" x 42" x 50"	52 lbs
QP184850VS-5	18" x 48" x 50"	57 lbs
QP185450VS-5	18" x 54" x 50"	63 lbs
QP186050VS-5	18" x 60" x 50"	68 lbs
QP187250VS-5	18" x 72" x 50"	78 lbs
QP212450VS-5	21" x 24" x 50"	40 lbs
QP213050VS-5	21" x 30" x 50"	45 lbs
QP213650VS-5	21" x 36" x 50"	50 lbs
QP214250VS-5	21" x 42" x 50"	56 lbs
QP214850VS-5	21" x 48" x 50"	61 lbs
QP215450VS-5	21" x 54" x 50"	68 lbs
QP216050VS-5	21" x 60" x 50"	73 lbs
QP217250VS-5	21" x 72" x 50"	84 lbs
QP242450VS-5	24" x 24" x 50"	48 lbs
QP243050VS-5	24" x 30" x 50"	54 lbs
QP243650VS-5	24" x 36" x 50"	61 lbs
QP244250VS-5	24" x 42" x 50"	68 lbs
QP244850VS-5	24" x 48" x 50"	75 lbs
QP245450VS-5	24" x 54" x 50"	83 lbs
QP246050VS-5	24" x 60" x 50"	90 lbs
QP247250VS-5	24" x 72" x 50"	103 lbs

MODEL NO.	NOMINAL DIMENSIONS W" x L" x H"	SHIP WGT
62" Millenia 4 Shelf Vented Shelving Unit		
QP182462VS-4	18" x 24" x 62"	33 lbs
QP183062VS-4	18" x 30" x 62"	37 lbs
QP183662VS-4	18" x 36" x 62"	41 lbs
QP184262VS-4	18" x 42" x 62"	45 lbs
QP184862VS-4	18" x 48" x 62"	49 lbs
QP185462VS-4	18" x 54" x 62"	54 lbs
QP186062VS-4	18" x 60" x 62"	58 lbs
QP187262VS-4	18" x 72" x 62"	66 lbs
QP212462VS-4	21" x 24" x 62"	35 lbs
QP213062VS-4	21" x 30" x 62"	39 lbs
QP213662VS-4	21" x 36" x 62"	43 lbs
QP214262VS-4	21" x 42" x 62"	48 lbs
QP214862VS-4	21" x 48" x 62"	52 lbs
QP215462VS-4	21" x 54" x 62"	58 lbs
QP216062VS-4	21" x 60" x 62"	62 lbs
QP217262VS-4	21" x 72" x 62"	71 lbs
QP242462VS-4	24" x 24" x 62"	41 lbs
QP243062VS-4	24" x 30" x 62"	47 lbs
QP243662VS-4	24" x 36" x 62"	52 lbs
QP244262VS-4	24" x 42" x 62"	57 lbs
QP244862VS-4	24" x 48" x 62"	63 lbs
QP245462VS-4	24" x 54" x 62"	70 lbs
QP246062VS-4	24" x 60" x 62"	75 lbs
QP247262VS-4	24" x 72" x 62"	86 lbs

MODEL NO.	NOMINAL DIMENSIONS W" x L" x H"	SHIP WGT
62" Millenia 5 Shelf Vented Shelving Unit		
QP182462VS-5	18" x 24" x 62"	39 lbs
QP183062VS-5	18" x 30" x 62"	44 lbs
QP183662VS-5	18" x 36" x 62"	49 lbs
QP184262VS-5	18" x 42" x 62"	54 lbs
QP184862VS-5	18" x 48" x 62"	59 lbs
QP185462VS-5	18" x 54" x 62"	65 lbs
QP186062VS-5	18" x 60" x 62"	70 lbs
QP187262VS-5	18" x 72" x 62"	80 lbs
QP212462VS-5	21" x 24" x 62"	41 lbs
QP213062VS-5	21" x 30" x 62"	47 lbs
QP213662VS-5	21" x 36" x 62"	52 lbs
QP214262VS-5	21" x 42" x 62"	57 lbs
QP214862VS-5	21" x 48" x 62"	63 lbs
QP215462VS-5	21" x 54" x 62"	70 lbs
QP216062VS-5	21" x 60" x 62"	75 lbs
QP217262VS-5	21" x 72" x 62"	86 lbs
QP242462VS-5	24" x 24" x 62"	49 lbs
QP243062VS-5	24" x 30" x 62"	56 lbs
QP243662VS-5	24" x 36" x 62"	63 lbs
QP244262VS-5	24" x 42" x 62"	70 lbs
QP244862VS-5	24" x 48" x 62"	76 lbs
QP245462VS-5	24" x 54" x 62"	85 lbs
QP246062VS-5	24" x 60" x 62"	91 lbs
QP247262VS-5	24" x 72" x 62"	105 lbs

MODEL NO.	NOMINAL DIMENSIONS W" x L" x H"	SHIP WGT
74" Millenia 4 Shelf Vented Shelving Unit		
QP182474VS-4*	18" x 24" x 74"	35 lbs
QP183074VS-4*	18" x 30" x 74"	39 lbs
QP183674VS-4*	18" x 36" x 74"	43 lbs
QP184274VS-4*	18" x 42" x 74"	46 lbs
QP184874VS-4*	18" x 48" x 74"	50 lbs
QP185474VS-4	18" x 54" x 74"	56 lbs
QP186074VS-4	18" x 60" x 74"	60 lbs
QP187274VS-4	18" x 72" x 74"	67 lbs
QP212474VS-4*	21" x 24" x 74"	36 lbs
QP213074VS-4*	21" x 30" x 74"	41 lbs
QP213674VS-4*	21" x 36" x 74"	45 lbs
QP214274VS-4*	21" x 42" x 74"	49 lbs
QP214874VS-4*	21" x 48" x 74"	54 lbs
QP215474VS-4	21" x 54" x 74"	59 lbs
QP216074VS-4	21" x 60" x 74"	64 lbs
QP217274VS-4	21" x 72" x 74"	72 lbs
QP242474VS-4*	24" x 24" x 74"	43 lbs
QP243074VS-4*	24" x 30" x 74"	48 lbs
QP243674VS-4*	24" x 36" x 74"	54 lbs
QP244274VS-4*	24" x 42" x 74"	59 lbs
QP244874VS-4*	24" x 48" x 74"	65 lbs
QP245474VS-4	24" x 54" x 74"	72 lbs
QP246074VS-4	24" x 60" x 74"	77 lbs
QP247274VS-4	24" x 72" x 74"	88 lbs

MODEL NO.	NOMINAL DIMENSIONS W" x L" x H"	SHIP WGT
74" Millenia 5 Shelf Vented Shelving Unit		
QP182474VS-5	18" x 24" x 74"	41 lbs
QP183074VS-5	18" x 30" x 74"	46 lbs
QP183674VS-5	18" x 36" x 74"	51 lbs
QP184274VS-5	18" x 42" x 74"	55 lbs
QP184874VS-5	18" x 48" x 74"	60 lbs
QP185474VS-5	18" x 54" x 74"	67 lbs
QP186074VS-5	18" x 60" x 74"	72 lbs
QP187274VS-5	18" x 72" x 74"	81 lbs
QP212474VS-5	21" x 24" x 74"	43 lbs
QP213074VS-5	21" x 30" x 74"	48 lbs
QP213674VS-5	21" x 36" x 74"	54 lbs
QP214274VS-5	21" x 42" x 74"	59 lbs
QP214874VS-5	21" x 48" x 74"	64 lbs
QP215474VS-5	21" x 54" x 74"	71 lbs
QP216074VS-5	21" x 60" x 74"	77 lbs
QP217274VS-5	21" x 72" x 74"	87 lbs
QP242474VS-5	24" x 24" x 74"	51 lbs
QP243074VS-5	24" x 30" x 74"	58 lbs
QP243674VS-5	24" x 36" x 74"	64 lbs
QP244274VS-5	24" x 42" x 74"	71 lbs
QP244874VS-5	24" x 48" x 74"	78 lbs
QP245474VS-5	24" x 54" x 74"	86 lbs
QP246074VS-5	24" x 60" x 74"	93 lbs
QP247274VS-5	24" x 72" x 74"	107 lbs

MODEL NO.	NOMINAL DIMENSIONS W" x L" x H"	SHIP WGT
86" Millenia 4 Shelf Vented Shelving Unit		
QP182486VS-4	18" x 24" x 86"	36 lbs
QP183086VS-4	18" x 30" x 86"	40 lbs
QP183686VS-4	18" x 36" x 86"	44 lbs
QP184286VS-4	18" x 42" x 86"	48 lbs
QP184886VS-4	18" x 48" x 86"	52 lbs
QP185486VS-4	18" x 54" x 86"	57 lbs
QP186086VS-4	18" x 60" x 86"	61 lbs
QP187286VS-4	18" x 72" x 86"	69 lbs
QP212486VS-4	21" x 24" x 86"	38 lbs
QP213086VS-4	21" x 30" x 86"	42 lbs
QP213686VS-4	21" x 36" x 86"	47 lbs
QP214286VS-4	21" x 42" x 86"	51 lbs
QP214886VS-4	21" x 48" x 86"	55 lbs
QP215486VS-4	21" x 54" x 86"	61 lbs
QP216086VS-4	21" x 60" x 86"	65 lbs
QP217286VS-4	21" x 72" x 86"	74 lbs
QP242486VS-4	24" x 24" x 86"	44 lbs
QP243086VS-4	24" x 30" x 86"	50 lbs
QP243686VS-4	24" x 36" x 86"	55 lbs
QP244286VS-4	24" x 42" x 86"	61 lbs
QP244886VS-4	24" x 48" x 86"	66 lbs
QP245486VS-4	24" x 54" x 86"	73 lbs
QP246086VS-4	24" x 60" x 86"	79 lbs
QP247286VS-4	24" x 72" x 86"	89 lbs

MODEL NO.	NOMINAL DIMENSIONS W" x L" x H"	SHIP WGT
86" Millenia 5 Shelf Vented Shelving Unit		
QP182486VS-5	18" x 24" x 86"	42 lbs
QP183086VS-5	18" x 30" x 86"	47 lbs
QP183686VS-5	18" x 36" x 86"	52 lbs
QP184286VS-5	18" x 42" x 86"	57 lbs
QP184886VS-5	18" x 48" x 86"	62 lbs
QP185486VS-5	18" x 54" x 86"	68 lbs
QP186086VS-5	18" x 60" x 86"	73 lbs
QP187286VS-5	18" x 72" x 86"	83 lbs
QP212486VS-5	21" x 24" x 86"	45 lbs
QP213086VS-5	21" x 30" x 86"	50 lbs
QP213686VS-5	21" x 36" x 86"	55 lbs
QP214286VS-5	21" x 42" x 86"	61 lbs
QP214886VS-5	21" x 48" x 86"	66 lbs
QP215486VS-5	21" x 54" x 86"	73 lbs
QP216086VS-5	21" x 60" x 86"	78 lbs
QP217286VS-5	21" x 72" x 86"	89 lbs
QP242486VS-5	24" x 24" x 86"	53 lbs
QP243086VS-5	24" x 30" x 86"	59 lbs
QP243686VS-5	24" x 36" x 86"	66 lbs
QP244286VS-5	24" x 42" x 86"	73 lbs
QP244886VS-5	24" x 48" x 86"	80 lbs
QP245486VS-5	24" x 54" x 86"	88 lbs
QP246086VS-5	24" x 60" x 86"	95 lbs
QP247286VS-5	24" x 72" x 86"	108 lbs

*PACKAGED AS SINGLE BOX SHELVING UNITS Each box includes 4 posts, 4 open grid shelves with removable shelf plates, 1 package of needed split sleeves, post caps, post levelers, gussets and wall brackets

Millenia Solid Shelf Units



Solid bottom shelf aids in protecting product from dust and dirt coming from the ground. All solid complete shelf units consist of 4 or 5 shelves and 4 posts. Mobilize starter kit shelving unit using optional mobile kit.

NEW

**Up to 1,000 lb.
LOAD CAPACITY PER SHELF**

OPTIONAL MOBILE KIT QPPSC-5S

Includes four 5"x1-1/4" Polymer swivel casters, 2 with brake and four donut bumpers
Up to 800 lb. mobile load capacity (evenly distributed)



4 SHELF SOLID UNIT



5 SHELF SOLID UNIT

MODEL NO.	NOMINAL DIMENSIONS W" x L" x H"	SHIP WGT
50" Millenia 4 Shelf Solid Shelving Unit		
QP182450SS-4	18" x 24" x 50"	33 lbs
QP183050SS-4	18" x 30" x 50"	37 lbs
QP183650SS-4	18" x 36" x 50"	41 lbs
QP184250SS-4	18" x 42" x 50"	46 lbs
QP184850SS-4	18" x 48" x 50"	50 lbs
QP185450SS-4	18" x 54" x 50"	56 lbs
QP186050SS-4	18" x 60" x 50"	60 lbs
QP187250SS-4	18" x 72" x 50"	69 lbs
QP212450SS-4	21" x 24" x 50"	35 lbs
QP213050SS-4	21" x 30" x 50"	39 lbs
QP213650SS-4	21" x 36" x 50"	44 lbs
QP214250SS-4	21" x 42" x 50"	49 lbs
QP214850SS-4	21" x 48" x 50"	54 lbs
QP215450SS-4	21" x 54" x 50"	60 lbs
QP216050SS-4	21" x 60" x 50"	65 lbs
QP217250SS-4	21" x 72" x 50"	75 lbs
QP242450SS-4	24" x 24" x 50"	41 lbs
QP243050SS-4	24" x 30" x 50"	47 lbs
QP243650SS-4	24" x 36" x 50"	53 lbs
QP244250SS-4	24" x 42" x 50"	59 lbs
QP244850SS-4	24" x 48" x 50"	65 lbs
QP245450SS-4	24" x 54" x 50"	73 lbs
QP246050SS-4	24" x 60" x 50"	79 lbs
QP247250SS-4	24" x 72" x 50"	91 lbs
50" Millenia 5 Shelf Solid Shelving Unit		
QP182450SS-5	18" x 24" x 50"	39 lbs
QP183050SS-5	18" x 30" x 50"	45 lbs
QP183650SS-5	18" x 36" x 50"	50 lbs
QP184250SS-5	18" x 42" x 50"	55 lbs
QP184850SS-5	18" x 48" x 50"	61 lbs
QP185450SS-5	18" x 54" x 50"	68 lbs
QP186050SS-5	18" x 60" x 50"	73 lbs
QP187250SS-5	18" x 72" x 50"	84 lbs
QP212450SS-5	21" x 24" x 50"	42 lbs
QP213050SS-5	21" x 30" x 50"	48 lbs
QP213650SS-5	21" x 36" x 50"	54 lbs
QP214250SS-5	21" x 42" x 50"	60 lbs
QP214850SS-5	21" x 48" x 50"	66 lbs
QP215450SS-5	21" x 54" x 50"	73 lbs
QP216050SS-5	21" x 60" x 50"	79 lbs
QP217250SS-5	21" x 72" x 50"	91 lbs
QP242450SS-5	24" x 24" x 50"	50 lbs
QP243050SS-5	24" x 30" x 50"	57 lbs
QP243650SS-5	24" x 36" x 50"	65 lbs
QP244250SS-5	24" x 42" x 50"	72 lbs
QP244850SS-5	24" x 48" x 50"	80 lbs
QP245450SS-5	24" x 54" x 50"	89 lbs
QP246050SS-5	24" x 60" x 50"	96 lbs
QP247250SS-5	24" x 72" x 50"	112 lbs

MODEL NO.	NOMINAL DIMENSIONS W" x L" x H"	SHIP WGT
62" Millenia 4 Shelf Solid Shelving Unit		
QP182462SS-4	18" x 24" x 62"	34 lbs
QP183062SS-4	18" x 30" x 62"	39 lbs
QP183662SS-4	18" x 36" x 62"	43 lbs
QP184262SS-4	18" x 42" x 62"	47 lbs
QP184862SS-4	18" x 48" x 62"	52 lbs
QP185462SS-4	18" x 54" x 62"	58 lbs
QP186062SS-4	18" x 60" x 62"	62 lbs
QP187262SS-4	18" x 72" x 62"	71 lbs
QP212462SS-4	21" x 24" x 62"	36 lbs
QP213062SS-4	21" x 30" x 62"	41 lbs
QP213662SS-4	21" x 36" x 62"	46 lbs
QP214262SS-4	21" x 42" x 62"	51 lbs
QP214862SS-4	21" x 48" x 62"	56 lbs
QP215462SS-4	21" x 54" x 62"	62 lbs
QP216062SS-4	21" x 60" x 62"	67 lbs
QP217262SS-4	21" x 72" x 62"	76 lbs
QP242462SS-4	24" x 24" x 62"	43 lbs
QP243062SS-4	24" x 30" x 62"	49 lbs
QP243662SS-4	24" x 36" x 62"	55 lbs
QP244262SS-4	24" x 42" x 62"	61 lbs
QP244862SS-4	24" x 48" x 62"	67 lbs
QP245462SS-4	24" x 54" x 62"	75 lbs
QP246062SS-4	24" x 60" x 62"	81 lbs
QP247262SS-4	24" x 72" x 62"	93 lbs
62" Millenia 5 Shelf Solid Shelving Unit		
QP182462SS-5	18" x 24" x 62"	41 lbs
QP183062SS-5	18" x 30" x 62"	46 lbs
QP183662SS-5	18" x 36" x 62"	52 lbs
QP184262SS-5	18" x 42" x 62"	57 lbs
QP184862SS-5	18" x 48" x 62"	62 lbs
QP185462SS-5	18" x 54" x 62"	69 lbs
QP186062SS-5	18" x 60" x 62"	75 lbs
QP187262SS-5	18" x 72" x 62"	86 lbs
QP212462SS-5	21" x 24" x 62"	43 lbs
QP213062SS-5	21" x 30" x 62"	49 lbs
QP213662SS-5	21" x 36" x 62"	55 lbs
QP214262SS-5	21" x 42" x 62"	61 lbs
QP214862SS-5	21" x 48" x 62"	67 lbs
QP215462SS-5	21" x 54" x 62"	75 lbs
QP216062SS-5	21" x 60" x 62"	81 lbs
QP217262SS-5	21" x 72" x 62"	93 lbs
QP242462SS-5	24" x 24" x 62"	51 lbs
QP243062SS-5	24" x 30" x 62"	59 lbs
QP243662SS-5	24" x 36" x 62"	66 lbs
QP244262SS-5	24" x 42" x 62"	74 lbs
QP244862SS-5	24" x 48" x 62"	82 lbs
QP245462SS-5	24" x 54" x 62"	91 lbs
QP246062SS-5	24" x 60" x 62"	98 lbs
QP247262SS-5	24" x 72" x 62"	113 lbs

MODEL NO.	NOMINAL DIMENSIONS W" x L" x H"	SHIP WGT
74" Millenia 4 Shelf Solid Shelving Unit		
QP182474SS-4	18" x 24" x 74"	36 lbs
QP183074SS-4	18" x 30" x 74"	40 lbs
QP183674SS-4	18" x 36" x 74"	45 lbs
QP184274SS-4	18" x 42" x 74"	49 lbs
QP184874SS-4	18" x 48" x 74"	53 lbs
QP185474SS-4	18" x 54" x 74"	59 lbs
QP186074SS-4	18" x 60" x 74"	64 lbs
QP187274SS-4	18" x 72" x 74"	72 lbs
QP212474SS-4	21" x 24" x 74"	38 lbs
QP213074SS-4	21" x 30" x 74"	43 lbs
QP213674SS-4	21" x 36" x 74"	48 lbs
QP214274SS-4	21" x 42" x 74"	52 lbs
QP214874SS-4	21" x 48" x 74"	57 lbs
QP215474SS-4	21" x 54" x 74"	64 lbs
QP216074SS-4	21" x 60" x 74"	68 lbs
QP217274SS-4	21" x 72" x 74"	78 lbs
QP242474SS-4	24" x 24" x 74"	45 lbs
QP243074SS-4	24" x 30" x 74"	51 lbs
QP243674SS-4	24" x 36" x 74"	57 lbs
QP244274SS-4	24" x 42" x 74"	63 lbs
QP244874SS-4	24" x 48" x 74"	69 lbs
QP245474SS-4	24" x 54" x 74"	76 lbs
QP246074SS-4	24" x 60" x 74"	82 lbs
QP247274SS-4	24" x 72" x 74"	94 lbs
74" Millenia 5 Shelf Solid Shelving Unit		
QP182474SS-5	18" x 24" x 74"	42 lbs
QP183074SS-5	18" x 30" x 74"	48 lbs
QP183674SS-5	18" x 36" x 74"	53 lbs
QP184274SS-5	18" x 42" x 74"	59 lbs
QP184874SS-5	18" x 48" x 74"	64 lbs
QP185474SS-5	18" x 54" x 74"	71 lbs
QP186074SS-5	18" x 60" x 74"	76 lbs
QP187274SS-5	18" x 72" x 74"	87 lbs
QP212474SS-5	21" x 24" x 74"	45 lbs
QP213074SS-5	21" x 30" x 74"	51 lbs
QP213674SS-5	21" x 36" x 74"	57 lbs
QP214274SS-5	21" x 42" x 74"	63 lbs
QP214874SS-5	21" x 48" x 74"	69 lbs
QP215474SS-5	21" x 54" x 74"	76 lbs
QP216074SS-5	21" x 60" x 74"	82 lbs
QP217274SS-5	21" x 72" x 74"	94 lbs
QP242474SS-5	24" x 24" x 74"	53 lbs
QP243074SS-5	24" x 30" x 74"	61 lbs
QP243674SS-5	24" x 36" x 74"	68 lbs
QP244274SS-5	24" x 42" x 74"	76 lbs
QP244874SS-5	24" x 48" x 74"	83 lbs
QP245474SS-5	24" x 54" x 74"	92 lbs
QP246074SS-5	24" x 60" x 74"	100 lbs
QP247274SS-5	24" x 72" x 74"	115 lbs

MODEL NO.	NOMINAL DIMENSIONS W" x L" x H"	SHIP WGT
86" Millenia 4 Shelf Solid Shelving Unit		
QP182486SS-4	18" x 24" x 86"	38 lbs
QP183086SS-4	18" x 30" x 86"	42 lbs
QP183686SS-4	18" x 36" x 86"	46 lbs
QP184286SS-4	18" x 42" x 86"	51 lbs
QP184886SS-4	18" x 48" x 86"	55 lbs
QP185486SS-4	18" x 54" x 86"	61 lbs
QP186086SS-4	18" x 60" x 86"	65 lbs
QP187286SS-4	18" x 72" x 86"	74 lbs
QP212486SS-4	21" x 24" x 86"	40 lbs
QP213086SS-4	21" x 30" x 86"	44 lbs
QP213686SS-4	21" x 36" x 86"	49 lbs
QP214286SS-4	21" x 42" x 86"	54 lbs
QP214886SS-4	21" x 48" x 86"	59 lbs
QP215486SS-4	21" x 54" x 86"	65 lbs
QP216086SS-4	21" x 60" x 86"	70 lbs
QP217286SS-4	21" x 72" x 86"	80 lbs
QP242486SS-4	24" x 24" x 86"	46 lbs
QP243086SS-4	24" x 30" x 86"	52 lbs
QP243686SS-4	24" x 36" x 86"	58 lbs
QP244286SS-4	24" x 42" x 86"	64 lbs
QP244886SS-4	24" x 48" x 86"	70 lbs
QP245486SS-4	24" x 54" x 86"	78 lbs
QP246086SS-4	24" x 60" x 86"	84 lbs
QP247286SS-4	24" x 72" x 86"	96 lbs
86" Millenia 5 Shelf Solid Shelving Unit		
QP182486SS-5	18" x 24" x 86"	44 lbs
QP183086SS-5	18" x 30" x 86"	49 lbs
QP183686SS-5	18" x 36" x 86"	55 lbs
QP184286SS-5	18" x 42" x 86"	60 lbs
QP184886SS-5	18" x 48" x 86"	66 lbs
QP185486SS-5	18" x 54" x 86"	73 lbs
QP186086SS-5	18" x 60" x 86"	78 lbs
QP187286SS-5	18" x 72" x 86"	89 lbs
QP212486SS-5	21" x 24" x 86"	47 lbs
QP213086SS-5	21" x 30" x 86"	53 lbs
QP213686SS-5	21" x 36" x 86"	58 lbs
QP214286SS-5	21" x 42" x 86"	64 lbs
QP214886SS-5	21" x 48" x 86"	70 lbs
QP215486SS-5	21" x 54" x 86"	78 lbs
QP216086SS-5	21" x 60" x 86"	84 lbs
QP217286SS-5	21" x 72" x 86"	96 lbs
QP242486SS-5	24" x 24" x 86"	55 lbs
QP243086SS-5	24" x 30" x 86"	62 lbs
QP243686SS-5	24" x 36" x 86"	70 lbs
QP244286SS-5	24" x 42" x 86"	77 lbs
QP244886SS-5	24" x 48" x 86"	85 lbs
QP245486SS-5	24" x 54" x 86"	94 lbs
QP246086SS-5	24" x 60" x 86"	101 lbs
QP247286SS-5	24" x 72" x 86"	116 lbs

Millenia Mixed Shelf Units



Mixed units have all vented shelves and solid bottom shelf. All complete mix shelf units consist of 3 or 4 vented shelves with a solid bottom shelf and 4 posts. Mobilize starter kit shelving unit using optional mobile kit.

Up to 1,000 lb.
LOAD CAPACITY PER SHELF

OPTIONAL MOBILE KIT QPPSC-5S

Includes four 5"x1-1/4" Polymer swivel casters, 2 with brake and four donut bumpers
Up to 800 lb. mobile load capacity (evenly distributed)



NEW



4 SHELF MIXED UNIT



5 SHELF MIXED UNIT

MODEL NO.	NOMINAL DIMENSIONS W" x L" x H"	SHIP WGT
62" Millenia 3 Vented 1 Solid Shelving Unit		
QP182462V3S1	18" x 24" x 62"	33 lbs
QP183062V3S1	18" x 30" x 62"	37 lbs
QP183662V3S1	18" x 36" x 62"	41 lbs
QP184262V3S1	18" x 42" x 62"	45 lbs
QP184862V3S1	18" x 48" x 62"	49 lbs
QP185462V3S1	18" x 54" x 62"	55 lbs
QP186062V3S1	18" x 60" x 62"	59 lbs
QP187262V3S1	18" x 72" x 62"	67 lbs
QP212462V3S1	21" x 24" x 62"	35 lbs
QP213062V3S1	21" x 30" x 62"	40 lbs
QP213662V3S1	21" x 36" x 62"	44 lbs
QP214262V3S1	21" x 42" x 62"	48 lbs
QP214862V3S1	21" x 48" x 62"	53 lbs
QP215462V3S1	21" x 54" x 62"	59 lbs
QP216062V3S1	21" x 60" x 62"	63 lbs
QP217262V3S1	21" x 72" x 62"	72 lbs
QP242462V3S1	24" x 24" x 62"	42 lbs
QP243062V3S1	24" x 30" x 62"	47 lbs
QP243662V3S1	24" x 36" x 62"	53 lbs
QP244262V3S1	24" x 42" x 62"	58 lbs
QP244862V3S1	24" x 48" x 62"	64 lbs
QP245462V3S1	24" x 54" x 62"	71 lbs
QP246062V3S1	24" x 60" x 62"	77 lbs
QP247262V3S1	24" x 72" x 62"	88 lbs
62" Millenia 4 Vented 1 Solid Shelving Unit		
QP182462V4S1	18" x 24" x 62"	39 lbs
QP183062V4S1	18" x 30" x 62"	44 lbs
QP183662V4S1	18" x 36" x 62"	49 lbs
QP184262V4S1	18" x 42" x 62"	54 lbs
QP184862V4S1	18" x 48" x 62"	59 lbs
QP185462V4S1	18" x 54" x 62"	66 lbs
QP186062V4S1	18" x 60" x 62"	71 lbs
QP187262V4S1	18" x 72" x 62"	81 lbs
QP212462V4S1	21" x 24" x 62"	42 lbs
QP213062V4S1	21" x 30" x 62"	47 lbs
QP213662V4S1	21" x 36" x 62"	53 lbs
QP214262V4S1	21" x 42" x 62"	58 lbs
QP214862V4S1	21" x 48" x 62"	64 lbs
QP215462V4S1	21" x 54" x 62"	71 lbs
QP216062V4S1	21" x 60" x 62"	76 lbs
QP217262V4S1	21" x 72" x 62"	87 lbs
QP242462V4S1	24" x 24" x 62"	50 lbs
QP243062V4S1	24" x 30" x 62"	57 lbs
QP243662V4S1	24" x 36" x 62"	64 lbs
QP244262V4S1	24" x 42" x 62"	70 lbs
QP244862V4S1	24" x 48" x 62"	77 lbs
QP245462V4S1	24" x 54" x 62"	86 lbs
QP246062V4S1	24" x 60" x 62"	93 lbs
QP247262V4S1	24" x 72" x 62"	107 lbs

MODEL NO.	NOMINAL DIMENSIONS W" x L" x H"	SHIP WGT
74" Millenia 3 Vented 1 Solid Shelving Unit		
QP182474V3S1	18" x 24" x 74"	35 lbs
QP183074V3S1	18" x 30" x 74"	39 lbs
QP183674V3S1	18" x 36" x 74"	43 lbs
QP184274V3S1	18" x 42" x 74"	47 lbs
QP184874V3S1	18" x 48" x 74"	51 lbs
QP185474V3S1	18" x 54" x 74"	57 lbs
QP186074V3S1	18" x 60" x 74"	61 lbs
QP187274V3S1	18" x 72" x 74"	69 lbs
QP212474V3S1	21" x 24" x 74"	37 lbs
QP213074V3S1	21" x 30" x 74"	41 lbs
QP213674V3S1	21" x 36" x 74"	46 lbs
QP214274V3S1	21" x 42" x 74"	50 lbs
QP214874V3S1	21" x 48" x 74"	54 lbs
QP215474V3S1	21" x 54" x 74"	60 lbs
QP216074V3S1	21" x 60" x 74"	65 lbs
QP217274V3S1	21" x 72" x 74"	74 lbs
QP242474V3S1	24" x 24" x 74"	43 lbs
QP243074V3S1	24" x 30" x 74"	49 lbs
QP243674V3S1	24" x 36" x 74"	54 lbs
QP244274V3S1	24" x 42" x 74"	60 lbs
QP244874V3S1	24" x 48" x 74"	66 lbs
QP245474V3S1	24" x 54" x 74"	73 lbs
QP246074V3S1	24" x 60" x 74"	78 lbs
QP247274V3S1	24" x 72" x 74"	89 lbs
74" Millenia 4 Vented 1 Solid Shelving Unit		
QP182474V4S1	18" x 24" x 74"	41 lbs
QP183074V4S1	18" x 30" x 74"	46 lbs
QP183674V4S1	18" x 36" x 74"	51 lbs
QP184274V4S1	18" x 42" x 74"	56 lbs
QP184874V4S1	18" x 48" x 74"	61 lbs
QP185474V4S1	18" x 54" x 74"	68 lbs
QP186074V4S1	18" x 60" x 74"	73 lbs
QP187274V4S1	18" x 72" x 74"	83 lbs
QP212474V4S1	21" x 24" x 74"	43 lbs
QP213074V4S1	21" x 30" x 74"	49 lbs
QP213674V4S1	21" x 36" x 74"	54 lbs
QP214274V4S1	21" x 42" x 74"	60 lbs
QP214874V4S1	21" x 48" x 74"	65 lbs
QP215474V4S1	21" x 54" x 74"	72 lbs
QP216074V4S1	21" x 60" x 74"	78 lbs
QP217274V4S1	21" x 72" x 74"	89 lbs
QP242474V4S1	24" x 24" x 74"	51 lbs
QP243074V4S1	24" x 30" x 74"	58 lbs
QP243674V4S1	24" x 36" x 74"	65 lbs
QP244274V4S1	24" x 42" x 74"	72 lbs
QP244874V4S1	24" x 48" x 74"	79 lbs
QP245474V4S1	24" x 54" x 74"	88 lbs
QP246074V4S1	24" x 60" x 74"	94 lbs
QP247274V4S1	24" x 72" x 74"	108 lbs


MODEL NO.	NOMINAL DIMENSIONS W" x L" x H"	SHIP WGT
86" Millenia 3 Vented 1 Solid Shelving Unit		
QP182486V3S1	18" x 24" x 86"	38 lbs
QP183086V3S1	18" x 30" x 86"	42 lbs
QP183686V3S1	18" x 36" x 86"	46 lbs
QP184286V3S1	18" x 42" x 86"	51 lbs
QP184886V3S1	18" x 48" x 86"	55 lbs
QP185486V3S1	18" x 54" x 86"	61 lbs
QP186086V3S1	18" x 60" x 86"	65 lbs
QP187286V3S1	18" x 72" x 86"	74 lbs
QP212486V3S1	21" x 24" x 86"	40 lbs
QP213086V3S1	21" x 30" x 86"	44 lbs
QP213686V3S1	21" x 36" x 86"	49 lbs
QP214286V3S1	21" x 42" x 86"	54 lbs
QP214886V3S1	21" x 48" x 86"	59 lbs
QP215486V3S1	21" x 54" x 86"	65 lbs
QP216086V3S1	21" x 60" x 86"	70 lbs
QP217286V3S1	21" x 72" x 86"	80 lbs
QP242486V3S1	24" x 24" x 86"	46 lbs
QP243086V3S1	24" x 30" x 86"	52 lbs
QP243686V3S1	24" x 36" x 86"	58 lbs
QP244286V3S1	24" x 42" x 86"	64 lbs
QP244886V3S1	24" x 48" x 86"	70 lbs
QP245486V3S1	24" x 54" x 86"	78 lbs
QP246086V3S1	24" x 60" x 86"	84 lbs
QP247286V3S1	24" x 72" x 86"	96 lbs
86" Millenia 4 Vented 1 Solid Shelving Unit		
QP182486V4S1	18" x 24" x 86"	43 lbs
QP183086V4S1	18" x 30" x 86"	48 lbs
QP183686V4S1	18" x 36" x 86"	53 lbs
QP184286V4S1	18" x 42" x 86"	58 lbs
QP184886V4S1	18" x 48" x 86"	63 lbs
QP185486V4S1	18" x 54" x 86"	69 lbs
QP186086V4S1	18" x 60" x 86"	74 lbs
QP187286V4S1	18" x 72" x 86"	84 lbs
QP212486V4S1	21" x 24" x 86"	45 lbs
QP213086V4S1	21" x 30" x 86"	50 lbs
QP213686V4S1	21" x 36" x 86"	56 lbs
QP214286V4S1	21" x 42" x 86"	61 lbs
QP214886V4S1	21" x 48" x 86"	67 lbs
QP215486V4S1	21" x 54" x 86"	74 lbs
QP216086V4S1	21" x 60" x 86"	79 lbs
QP217286V4S1	21" x 72" x 86"	90 lbs
QP242486V4S1	24" x 24" x 86"	53 lbs
QP243086V4S1	24" x 30" x 86"	60 lbs
QP243686V4S1	24" x 36" x 86"	67 lbs
QP244286V4S1	24" x 42" x 86"	74 lbs
QP244886V4S1	24" x 48" x 86"	81 lbs
QP245486V4S1	24" x 54" x 86"	89 lbs
QP246086V4S1	24" x 60" x 86"	96 lbs
QP247286V4S1	24" x 72" x 86"	110 lbs

NEW

Accessories

PRODUCT ORGANIZATION

MODEL NO.	DIMENSIONS W" x H"	SHIP WGT
Millenia Dividers		
QPDIV18	18" x 7-7/8"	1 lb
QPDIV21	21" x 7-7/8"	1 lb
QPDIV24	24" x 7-7/8"	1 lb
Millenia Ledges		
QPL18	18" x 2-1/4"	1 lb
QPL21	21" x 2-1/4"	1 lb
QPL24	24" x 2-1/4"	1 lb
QPL30	30" x 2-1/4"	1 lb
QPL36	36" x 2-1/4"	1 lb
QPL42	42" x 2-1/4"	1 lb
QPL48	48" x 2-1/4"	1 lb
QPL54	54" x 2-1/4"	2 lbs
QPL60	60" x 2-1/4"	2 lbs
QPL72	72" x 2-1/4"	2 lbs



DIVIDERS
QPDIV
7-7/8" Height



**ADJUSTABLE HEIGHT
SIDE AND BACK LEDGE**
QPL
2-1/4" Height

LABEL HOLDERS

MODEL NO.	DIMENSIONS W"	SHIP WGT
Millenia Label Holders		
QPLH5C	5-1/2" Clear Label Holder	1 lb
QPLH17C	17-1/2" Clear Label Holder Fits 24" Shelf	1 lb
QPLH23C	23-1/2" Clear Label Holder Fits 30" Shelf	1 lb
QPLH29C	29-1/2" Clear Label Holder Fits 36" Shelf	1 lb
QPLH35C	35-1/2" Clear Label Holder Fits 42" Shelf	1 lb
QPLH41C	41-1/2" Clear Label Holder Fits 48" Shelf	1 lb
QPLH47C	47-1/2" Clear Label Holder Fits 54" Shelf	1 lb
QPLH53C	53-1/2" Clear Label Holder Fits 60" Shelf	1 lb
QPLH65C	65-1/2" Clear Label Holder Fits 72" Shelf	1 lb
Millenia Laser and Inkjet Label Inserts - 24 Labels		
QPLHI-3	3" Inserts (Two 8-1/2" x 11" Sheets)	1 lb
QPLHI-5	5-1/2" Inserts (Four 8-1/2" x 11" Sheets)	1 lb



CLEAR LABEL HOLDER WITH 3" INSERTS
QPLH29C + QPLHI-3

MOBILE APPLICATIONS



MOBILE KIT
QPPSC-5S

Includes four 5"x1-1/4" Polymer swivel casters, 2 with brake and four donut bumpers. Up to 800 lb. mobile load capacity (evenly distributed)

ADD-ON UNIT CAPABILITY



**S-HOOK FOR SIDE BY SIDE
CONFIGURATION**
QP-S-HOOK
(Sold as 8-pack)



**S-HOOK FOR "L" AND "U" SHAPE
CONFIGURATION**
QP-S-HOOK + QP-S-HOOKL
(Sold as 8-pack) (Sold as 4-pack)




CORNER COVER ADAPTER
QP-ADC
Must be purchased with all Add-On units
(Sold as 8-pack)

NEW

Accessories

WEIGHT SUPPORT



DUNNAGE SUPPORT STAND* QPDS

Allows for additional weight and stability
*Extra reinforcement dunnage stand recommended for units with 54" and longer shelves



WALL BRACKET QP-WMB

Used to hold a shelf unit from tipping over (Sold as 2-pack)
*Recommended for stationary units only

Millenia Platforms



All platform units consist of 1 shelf and 4 14" posts. **Color:** Gray

MODEL NO.	NOMINAL DIMENSIONS W" x L" x H"	SHIP WGT
Millenia Vented Platforms		
QP183614VP	18" x 36" x 14"	12 lbs
QP184814VP	18" x 48" x 14"	14 lbs
QP186014VP	18" x 60" x 14"	16 lbs
QP243614VP	24" x 36" x 14"	15 lbs
QP244814VP	24" x 48" x 14"	17 lbs
QP246014VP	24" x 60" x 14"	20 lbs
Millenia Solid Platforms		
QP183614SP	18" x 36" x 14"	13 lbs
QP184814SP	18" x 48" x 14"	15 lbs
QP186014SP	18" x 60" x 14"	17 lbs
QP243614SP	24" x 36" x 14"	16 lbs
QP244814SP	24" x 48" x 14"	19 lbs
QP246014SP	24" x 60" x 14"	22 lbs

Up to 1,000 lb.
LOAD CAPACITY

VENTED PLATFORM QP243614VP



SOLID PLATFORM QP243614SP



GUSSETS QPG

Included with all shelves for extra support (Sold as 4-pack)

Millenia Drying Racks



BUILT FOR EFFICIENT AND CONVENIENT DRYING

Drying racks allow items to be spread out reducing the risk of mold and bacteria growth. All drying rack complete units include 4 shelf frames with corresponding cradles or shelf plates, 4 posts and mobile kit.

MODEL NO.	NOMINAL DIMENSIONS W" x L" x H"	SHIP WGT
Millenia Universal Drying Racks		
QPM243068DR	24" x 30" x 68"	58 lbs
QPM244268DR	24" x 42" x 68"	67 lbs
QPM245468DR	24" x 54" x 68"	78 lbs
Millenia Pronged Drying Racks		
QPM243068PDR1	24" x 30" x 68"	54 lbs
QPM244268PDR1	24" x 42" x 68"	62 lbs
QPM245468PDR1	24" x 54" x 68"	70 lbs
QPM243068PDR2	24" x 30" x 68"	62 lbs
QPM244268PDR2	24" x 42" x 68"	74 lbs
QPM245468PDR2	24" x 54" x 68"	86 lbs
Millenia Waved Drying Racks		
QPM243068WDR	24" x 30" x 68"	62 lbs
QPM244268WDR	24" x 42" x 68"	74 lbs
QPM245468WDR	24" x 54" x 68"	86 lbs

SANITATION WITH DURABILITY



SHELF FRAMES QP2430F QP2442F QP2454F

Shelf frames are needed in order to use drying cradles.



PRONGED DRYING RACK COMPLETE UNITS QPM244268PDR2




WAVED DRYING RACK COMPLETE UNITS QPM244268WDR



UNIVERSAL DRYING RACK COMPLETE UNITS QPM244268DR



DRYING CRADLES



PRONGED DRYING CRADLE QPDR1

Easily attaches to shelf frames.
Perfect for dishes, drying cups, glassware, or trays.
1-1/2" spacing between each 2-3/4"H prong.



PRONGED DRYING CRADLE QPDR2

Easily attaches to shelf frames.
Perfect for dishes, drying cups, glassware, or trays.
2-1/2" spacing between each 2-3/4"H prong.



WAVED DRYING AND STORAGE CRADLE QPWDR

Easily attaches to shelf frames.
Perfect for drying dishes and flat boards.

1 Box Millenia Vented Shelf Units



NEW

Vented shelves allows for storage from small to large items. Open grid surface allows for air circulation and minimal dust buildup. All vented complete shelf units consist of 4 shelves and 4 posts. Mobilize starter kit shelving unit using optional mobile kit. **Color:** Gray

MODEL NO.	DIMENSIONS W" x L" x H"	SHIP WGT
Millenia One Box Shelving		
QP182474VS-4	18" x 24" x 74"	35 lbs
QP183074VS-4	18" x 30" x 74"	39 lbs
QP183674VS-4	18" x 36" x 74"	43 lbs
QP184274VS-4	18" x 42" x 74"	46 lbs
QP184874VS-4	18" x 48" x 74"	50 lbs
QP212474VS-4	21" x 24" x 74"	36 lbs
QP213074VS-4	21" x 30" x 74"	41 lbs
QP213674VS-4	21" x 36" x 74"	45 lbs
QP214274VS-4	21" x 42" x 74"	49 lbs
QP214874VS-4	21" x 48" x 74"	54 lbs
QP242474VS-4	24" x 24" x 74"	43 lbs
QP243074VS-4	24" x 30" x 74"	48 lbs
QP243674VS-4	24" x 36" x 74"	54 lbs
QP244274VS-4	24" x 42" x 74"	59 lbs
QP244874VS-4	24" x 48" x 74"	65 lbs



OPTIONAL MOBILE KIT QPPSC-5S

Includes four 5"x1-1/4" Polymer swivel casters, 2 with brake and four donut bumpers. Up to 800 lb. mobile load capacity (evenly distributed)



4 SHELF UNIT

PERFORMANCE FEATURES:

NSF

- Lifetime limited warranty against rust and corrosion
- Up to 1,000 lb. load capacity per shelf
- Extremely versatile and suitable for wet, humid and dry environments
- Polymer composition makes it resistant to abrasive chemicals and salt water with built-in antimicrobial protection
- Shelves can be adjusted on 1" increments with no special tool required
- NSF Approved



Up to 1,000 lb.
LOAD CAPACITY
PER SHELF

SUPER LOW PRICE

SUPER LOW TRANSIT COST

SINGLE BOX SHIPMENT

INSIDE EACH SINGLE BOX UNIT

- 4 - vented shelves
- 4 - posts (6 pieces each)
- 4 - floor adapters
- 4 - post caps
- 1 - pack (16 sets of split sleeves)
- 1 - pack (16 gussets)



POST
QPP14



CAP
QPPC




SPLIT SLEEVES
QPSS



FLOOR ADAPTER
QPFA



GUSSET
QPG



VENTED SHELF
QP1836VS