



Bayport Fire Department

2023 Call Summary

Total Calls for Service: 1,219

By City

	Fire Related	EMS & Rescue	Good Intent	False Alarm	TOTAL	Change from 2022
Bayport	29	261	1	11	302	+11.4%
Baytown	14	88	1	8	111	+ 16.8%
Oak Park Heights	49	445	6	52	552	+ 1.3%
West Lakeland	33	159	8	26	226	+ 7.1%
Mutual Aid	21	3	2	2	28	-
TOTAL	146	956	18	99	1219	+ 6.1%

Alarm Times

Morning Calls	6am – Noon	365	29.9%
Day Calls	Noon – 6pm	419	34.4%
Evening Calls	6pm - Midnight	297	24.4%
Night Calls	Midnight – 6am	138	11.3%

Work Day Calls	Mon to Fri; 7am to 4pm	444	36.4%
----------------	------------------------	-----	-------

Calls by Month

Jan	Feb	Mar	Apr	May	Jun	Jul	Aug	Sept	Oct	Nov	Dec
89	92	94	102	99	89	132	115	123	93	86	105

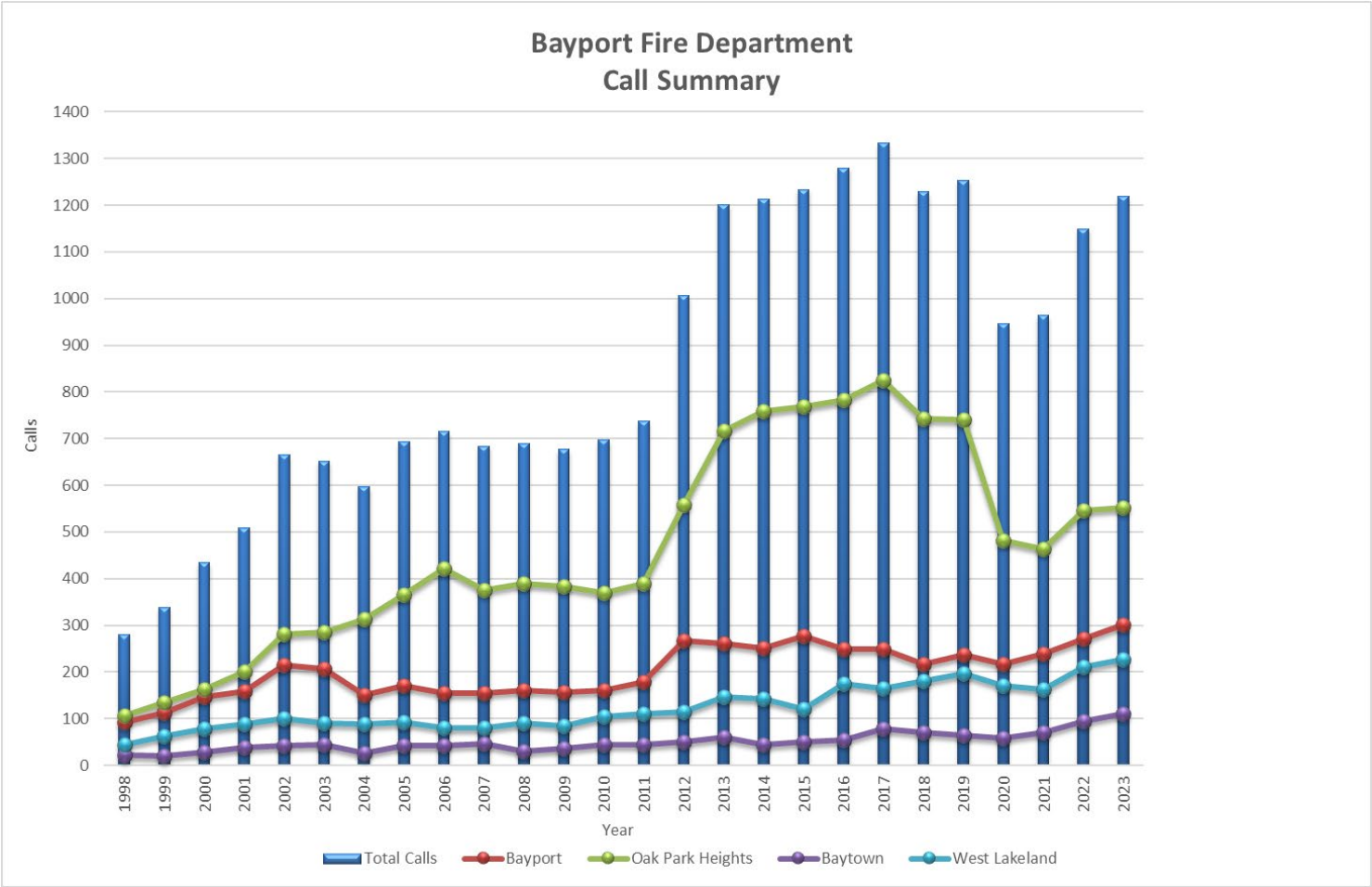
Top 10 Run Counts by Address

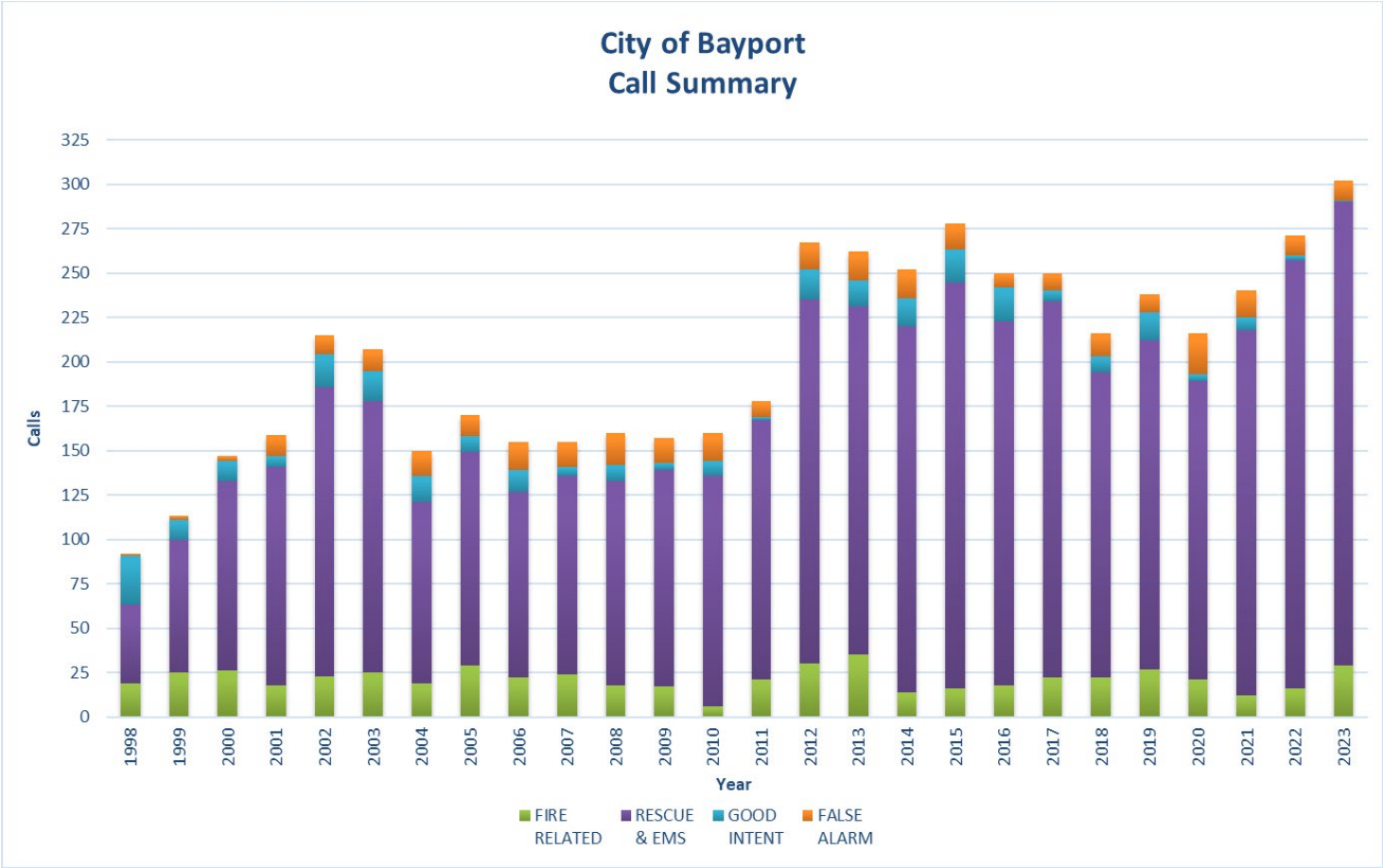
970 Pickett Street	Bayport Prison	101
750 Hwy 95	Croixdale Senior Living	57
6060 Oxboro Ave N	Oak Ridge Place Senior Living	47
14830 58 th St N	Raymie Johnson Complex	41
13936 Lower 59 th St	Oak Park Heights Senior Living	40
5329 Osgood Ave N	Oak Park Heights Prison	35
100 4 th Ave N	Andersen Corporation	34
5610 Norwich Pkwy	Boutwell's Landing	33
13575 58 th St N	Boutwell's Landing – Gables	23
5590 Norwich Pkwy	Boutwell's Landing	19
	Top 10 Address Total	430 35.3%

Legend

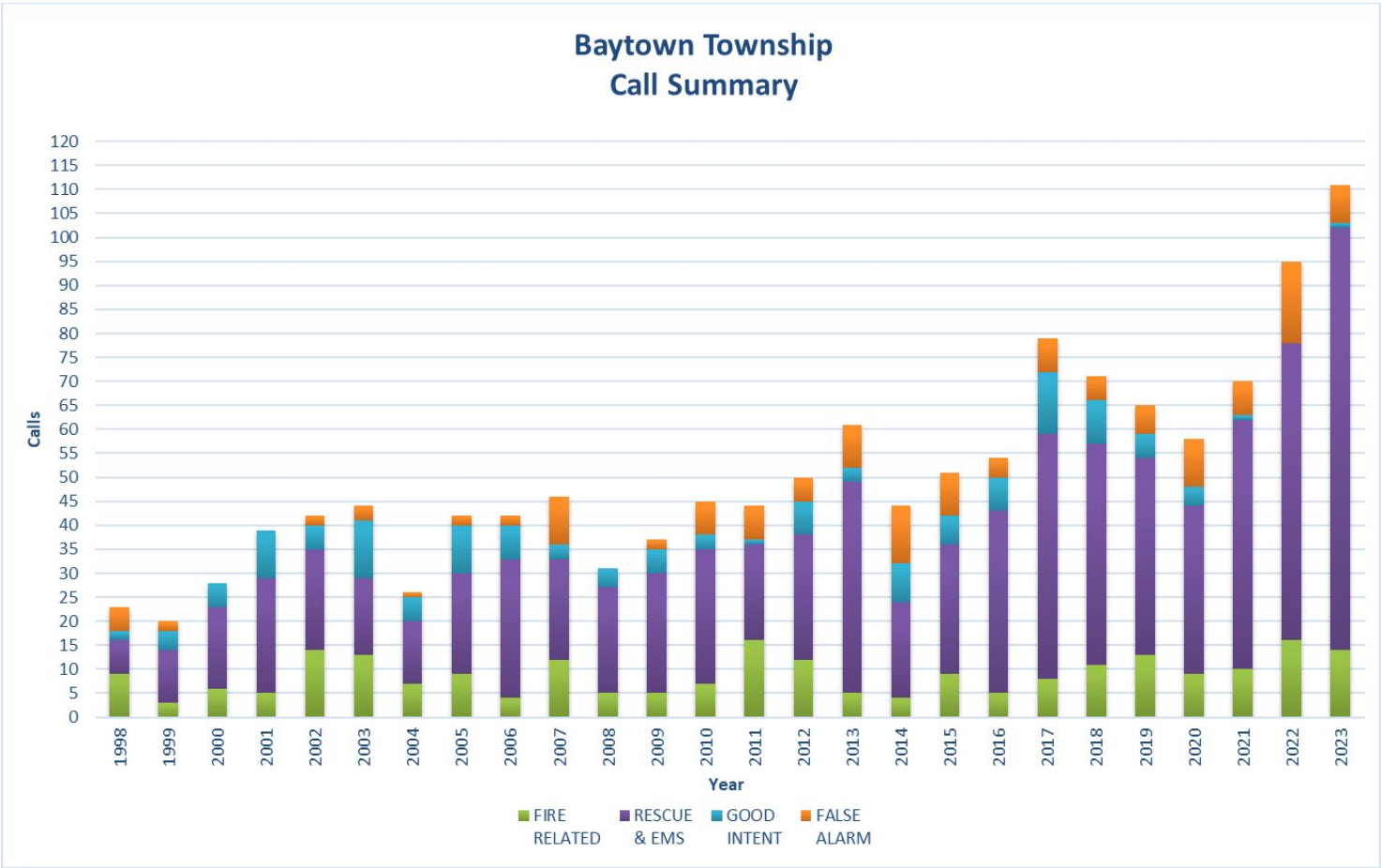
Group	Call Types Include:
Fire Related	Building Fire, Vehicle Fire, Power Lines, Gas Leak, Grass Fire, CO Issues
EMS & Rescue	Medical Calls, Vehicle Accidents, Elevator Rescue, Assist other Agencies
Good Intent	Dispatched and Cancelled en Route
False Alarm	Alarm Issues, Faulty CO Alarm, Nothing Found

Bayport Fire Department – Total Calls
2023

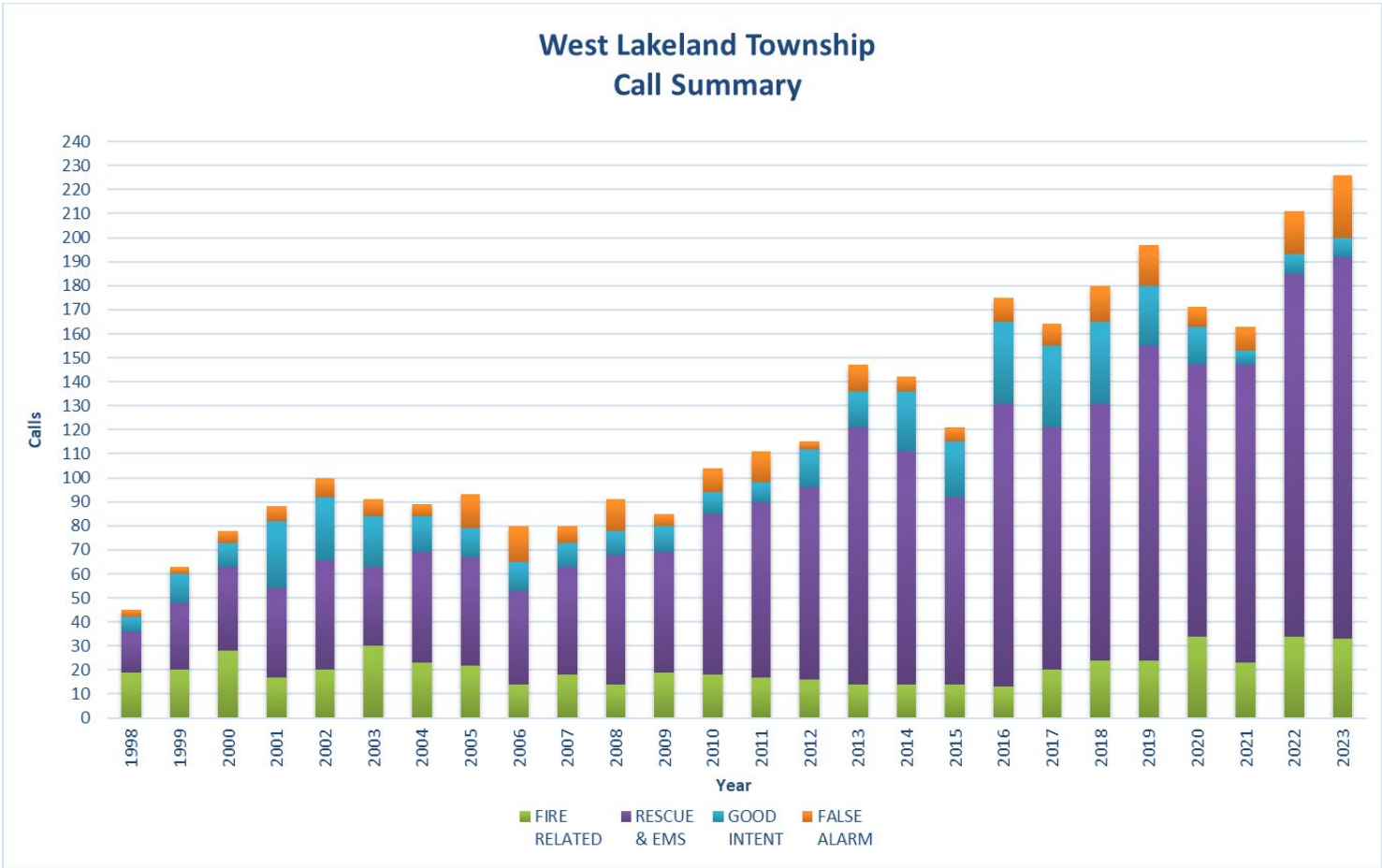




Baytown Township
2023



West Lakeland Township
2023



Oak Park Heights
2023

