



# Bayport Fire Department

## 2024 Call Summary

**Total Calls for Service: 1,270**

### By City

	Fire Related	EMS & Rescue	Good Intent	False Alarm	TOTAL	Change from 2023
Bayport	31	300	1	20	352	+ 16.6%
Baytown	13	63		13	89	- 19.8%
Oak Park Heights	50	479	8	60	597	+ 8.2%
West Lakeland	22	159	5	24	210	- 7.1%
Mutual Aid	14	3	4	1	22	- 21.4%
<b>TOTAL</b>	<b>130</b>	<b>1004</b>	<b>18</b>	<b>118</b>	<b>1270</b>	<b>+ 4.2%</b>

### Alarm Times

Morning Calls	6am – Noon	392	30.9%
Day Calls	Noon – 6pm	433	34.1%
Evening Calls	6pm - Midnight	302	23.8%
Night Calls	Midnight – 6am	143	11.2%

Work Day Calls	Mon to Fri; 7am to 4pm	471	37.1%
----------------	------------------------	-----	-------

### Calls by Month

Jan	Feb	Mar	Apr	May	Jun	Jul	Aug	Sept	Oct	Nov	Dec
100	78	101	100	124	100	126	<b>129</b>	108	101	96	107

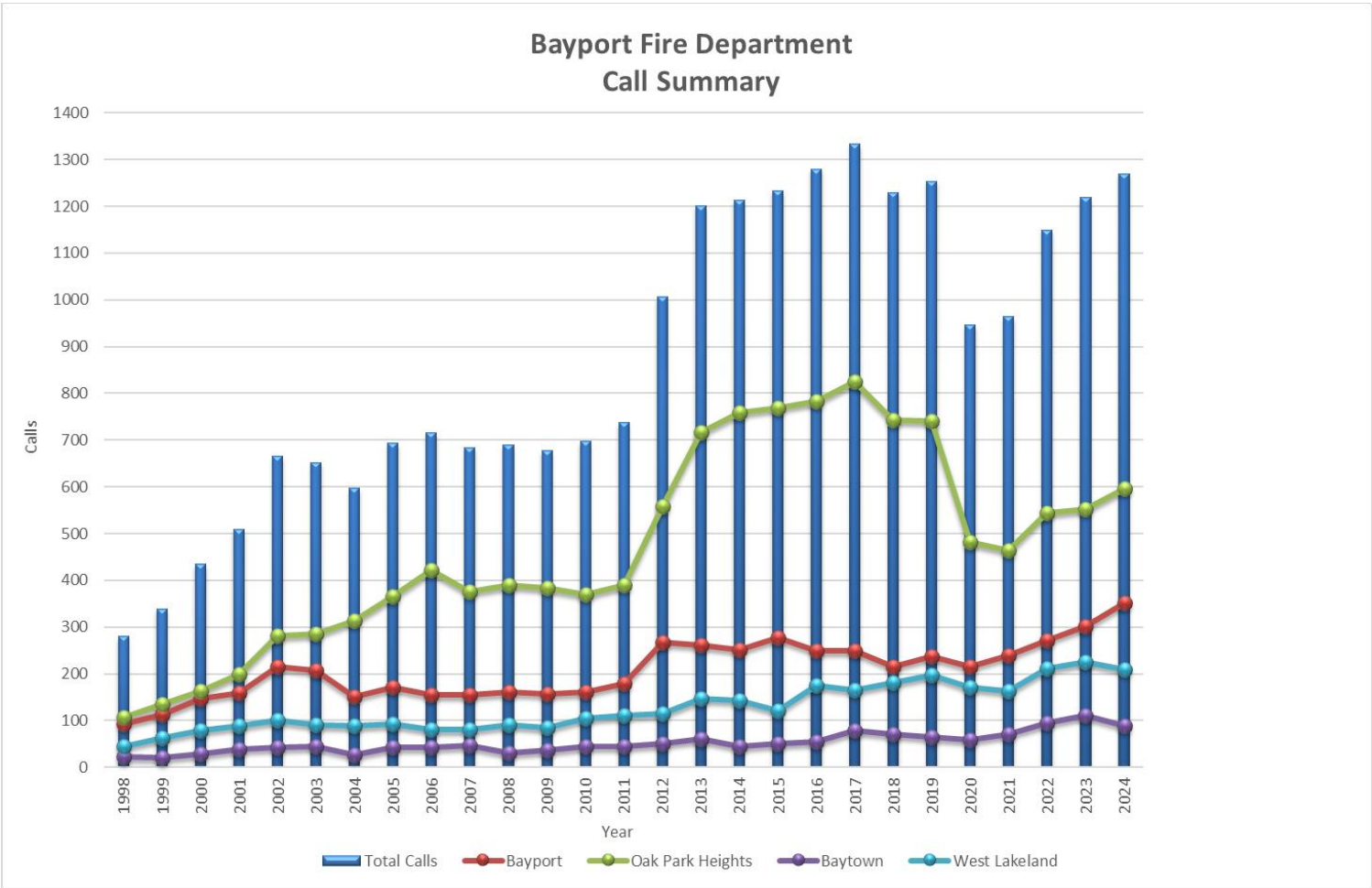
### Top 10 Run Counts by Address

970 Pickett Street	Bayport Prison	145
750 Hwy 95	Croixdale Senior Living	58
6060 Oxboro Ave N	Oak Ridge Place Senior Living	54
14830 58 <sup>th</sup> St N	Raymie Johnson Complex	50
5329 Osgood Ave N	Oak Park Heights Prison	49
13936 Lower 59 <sup>th</sup> St	Oak Park Heights Senior Living	35
5610 Norwich Pkwy	Boutwell's Landing	32
13575 58 <sup>th</sup> St N	Boutwell's Landing – Gables	30
5701 Stillwater Blvd N	Stillwater Area High School	25
14410 21 <sup>st</sup> St N	Project Caring Assisted Living	24
	<b>Top 10 Address Total</b>	502 39.6%

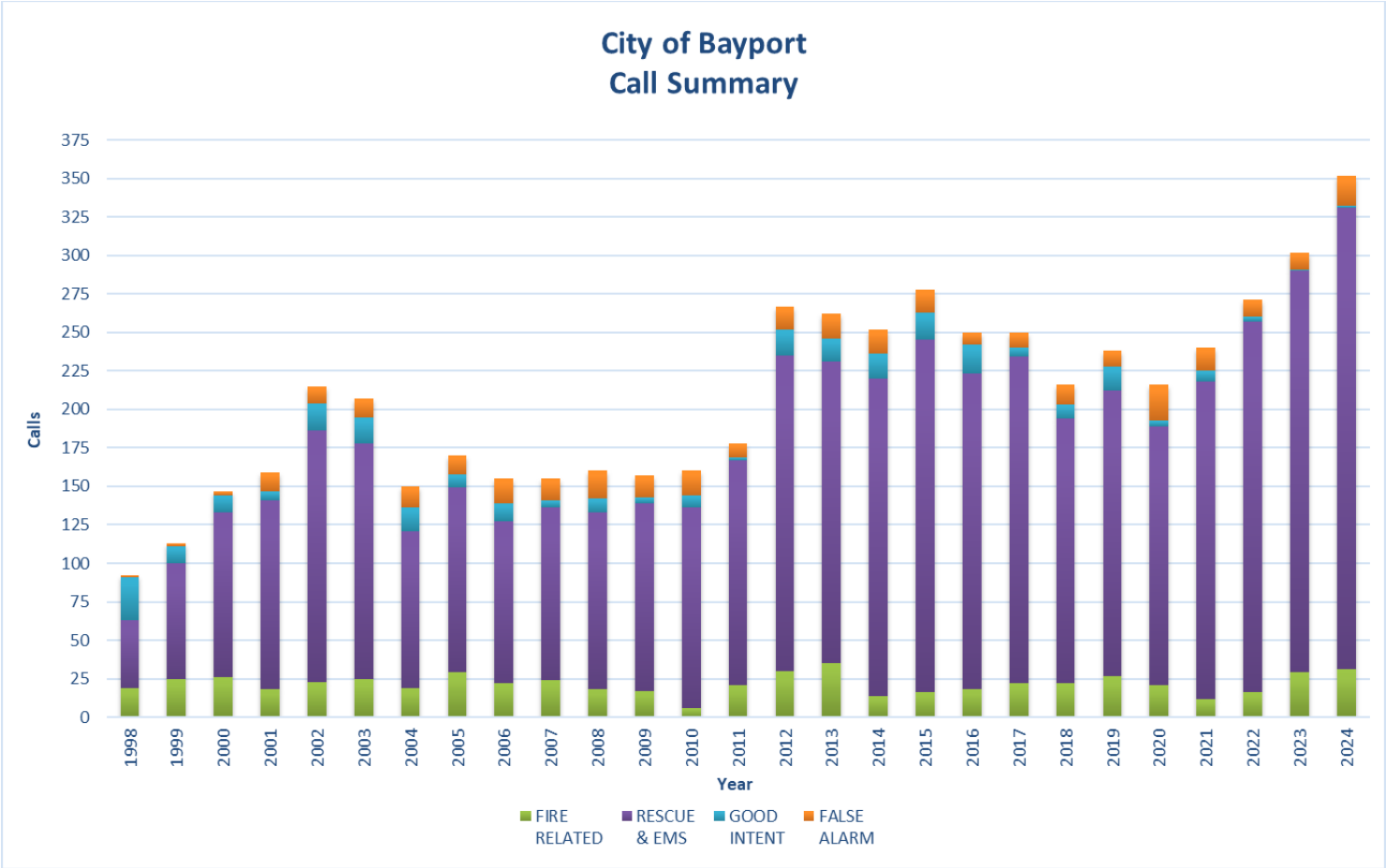
### Legend

Group	Call Types Include:
Fire Related	Building Fire, Vehicle Fire, Power Lines, Gas Leak, Grass Fire, CO Issues
EMS & Rescue	Medical Calls, Vehicle Accidents, Elevator Rescue, Assist other Agencies
Good Intent	Dispatched and Cancelled en Route
False Alarm	Alarm Issues, Faulty CO Alarm, Nothing Found

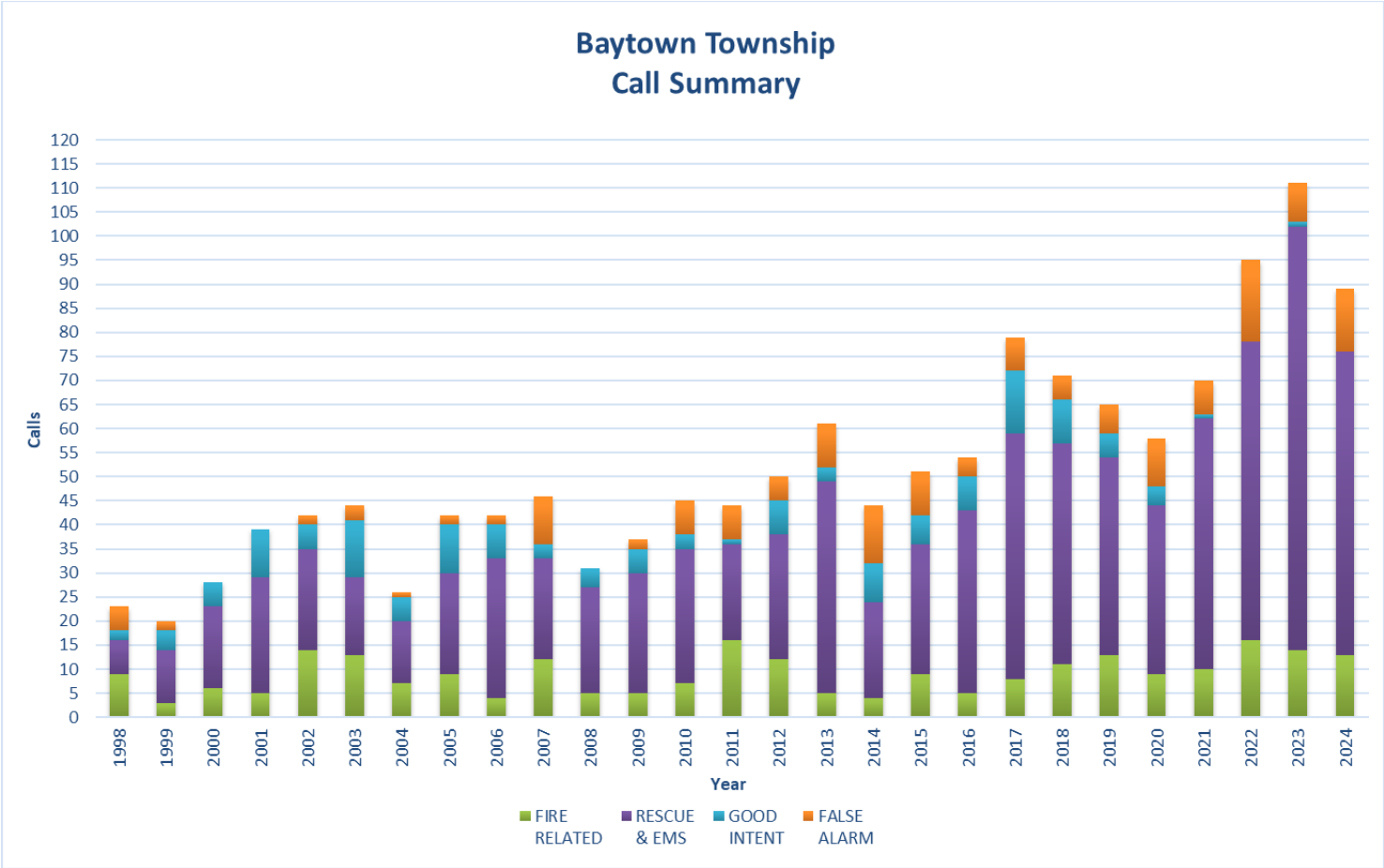
Bayport Fire Department – Total Calls  
2024



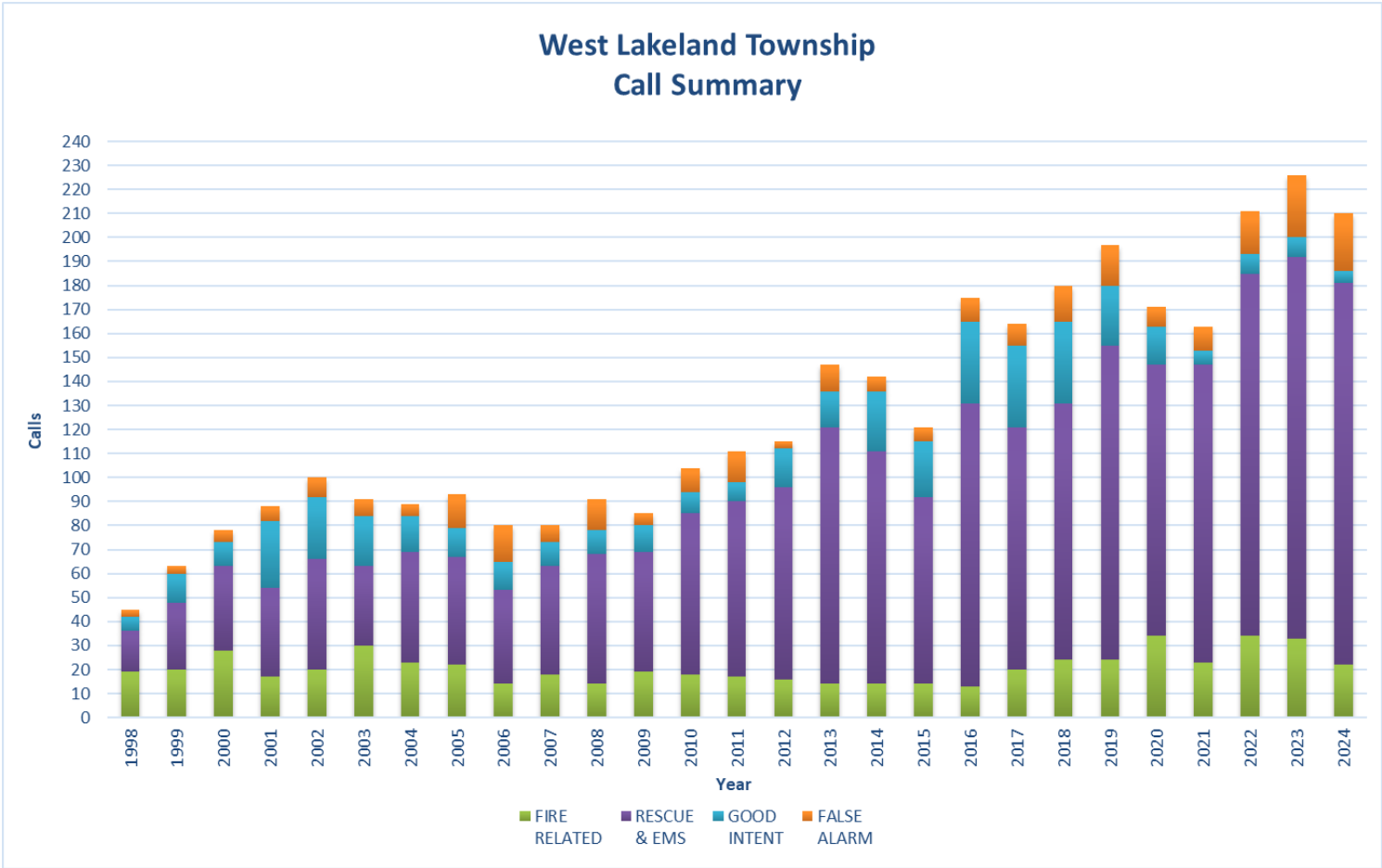
City of Bayport  
2024



Baytown Township  
2024



West Lakeland Township  
2024



Oak Park Heights  
2024

